

Registered Number (England and Wales): OC347427

GREETWELL LLP

MEMBERS' REPORT AND FINANCIAL STATEMENTS

FOR THE YEAR ENDED 31 DECEMBER 2020



GREETWELL LLP

CONTENTS

| | Page |
|--|-------------|
| Partnership information | 1 |
| Strategic report | 2 - 3 |
| Members' report | 4 |
| Independent auditor's report | 5 - 6 |
| Income statement | 7 - 8 |
| Statement of comprehensive income | 8 |
| Statement of financial position | 9 - 10 |
| Statement of changes in Members' interests | 11 |
| Statement of cash flows | 12 |
| Accounting policies | 13 - 21 |
| Notes to the financial statements | 22 - 30 |

GREETWELL LLP

PARTNERSHIP INFORMATION

| | |
|---------------------------|--|
| Designated Members | Fidentia Trustees Ltd Fidentia Nominees Ltd |
|---------------------------|--|

ADDRESSES

| | |
|--------------------------|--|
| Registered office | 3 Castlegate Grantham Lincolnshire NG31 6SF |
|--------------------------|--|

| | |
|-----------------------|--|
| Member's agent | Alpha Insurance Analysts Limited 107 Fenchurch Street London EC3M 5JF |
|-----------------------|--|

| | |
|-----------------|---|
| Auditors | Humphrey & Co Audit Services Ltd 7 - 9 The Avenue Eastbourne East Sussex BN21 3YA |
|-----------------|---|

| | |
|-----------------------|---|
| Administrators | Fidentia Services LLP 3 Castlegate Grantham, Lincolnshire NG31 6SF |
|-----------------------|---|

GREETWELL LLP

STRATEGIC REPORT

FOR THE YEAR ENDED 31 DECEMBER 2020

The Members present their strategic report for the year ended 31 December 2020.

Review of business

The principal activity of the LLP in the year under review was that of a Limited Liability Underwriting member of Lloyd's.

The result for the year is in respect of the 2020 annual accounting year, which consists of movements in the 2018, 2019 and 2020 years of account as well as any 2017 and prior run-off years. Gross premiums written increased from £1,455,005 to £1,580,590 compared to the previous year and the overall balance in the technical account decreased from £55,473 to £3,298 as a result of the level of claims experienced.

The LLP has continued to underwrite on the 2021 underwriting account.

The impact of COVID-19 on the open underwriting years will take some time to assess and initial estimates must be treated with caution. It is difficult at this stage to estimate how the COVID-19 outbreak will impact upon the insurance industry and for how long. Although the spread of COVID-19 has created challenges, the LLP and the Lloyd's market as a whole are well equipped to react and deal with any difficulties.

As it is difficult at this stage to assess the overall impact COVID-19 will have on the LLP the members consider this to be a key uncertainty over which they have no control, however, it is not expected to affect the LLP's long term strategy.

The key business risks and uncertainties affecting the LLP are considered to relate to insurance risk, investment and currency risk and regulatory risk.

Results for the year and allocation to members

The financial statements incorporate the annual accounting results of the syndicates on which the LLP participates for the 2020 year of account. The 2020 year of account will normally close at 31 December 2022.

The result for the year is shown in the income statement.

Financial risk management objectives and policies

The LLP is principally exposed to financial risk through its participation on Lloyd's Syndicates. It has delegated sole management and control of its underwriting through each Syndicate to the Managing Agent of that Syndicate and it looks to the Managing Agent to implement appropriate policies, procedures and internal controls to manage each Syndicates' exposures to insurance risk, credit risk, market risk, liquidity risk and operational risk. The LLP is also directly exposed to these risks, but they are not considered material for the assessment of the assets, liabilities, financial position and profit or loss of the LLP. Hedge accounting is not used by the LLP.

Departure from the European Union

The United Kingdom left the EU on 31 January 2020 and began a transition period that ended on 31 December 2020. Lloyd's has been working together with market members to prepare for changes that are likely to arise as a result of leaving the EU. Lloyd's have noted that, although only around 11% of the market's gross written premiums arise from the EU, they are making preparations to maintain access to the insurance market in the EU. At this time the details of future trading with the EU in general and the impact on the Lloyd's market cannot be known, although these uncertainties, together with related economic factors including exchange rates and investment values, may have an impact on results for several years. The Members have been monitoring the Lloyd's market's preparations along with general market conditions to identify if it is appropriate to make any changes to the current strategy of the LLP.

Key performance indicators

The Members monitor the performance of the LLP by reference to the following key performance indicators:

| | 2020 | 2019 |
|--|-------------|-------------|
| Capacity | £ 1,585,878 | £ 1,422,016 |
| Gross premium written as a % of capacity | 99.67% | 102.32% |
| Combined ratio | 103.60% | 99.48% |

The combined ratio is the ratio of net claims incurred, commissions and expenses to net premiums earned.

GREETWELL LLP

STRATEGIC REPORT

FOR THE YEAR ENDED 31 DECEMBER 2020

Section 172(1) statement

The Members of the LLP have a duty to promote the success of the LLP whilst giving due regard to the interests of stakeholders affected by the LLP's activities.


As a result of the nature of this LLP as a Lloyd's corporate member, the majority of its activities are carried out by the Syndicates in which it participates. The LLP is not involved directly in the management of the Syndicates' activities, as these are the responsibility of the relevant managing agent. Each managing agent has a board of directors who are responsible for the activities of each Syndicate, and themselves have a duty towards a range of considerations including (but not limited to) employees, community and environmental matters, standards of business conduct and the long term consequence of decisions.

The LLP itself undertakes very few transactions. The LLP does not employ any staff other than the Members and the only suppliers are those who provide services for the administration of the LLP. The Members ensure supplier invoices are paid on time in line with any agreed terms. The Members work very closely with the members of the LLP and the members agent, Alpha Insurance Analysts Limited, to discuss all significant decisions, including the selection of which Syndicates to participate. This ensures the Members act fairly between members of the LLP.

The LLP and the Syndicates are required to operate within the guidelines and code of conduct of the Lloyd's market. Behind the Lloyd's market is the Lloyd's Corporation, an independent organisation and regulator that acts to protect and maintain the market's reputation and provides services and original research, reports and analysis to the industry's knowledge base.

The LLP is classified as a low energy user and as such no energy and carbon information has been disclosed in the accounts.

Approved by the Members on 23 July 2021 and signed on its behalf by:



M J Argyle for and on behalf of Fidentia Trustees Limited
Designated Member

GREETWELL LLP

MEMBERS' REPORT

FOR THE YEAR ENDED 31 DECEMBER 2020

The Members have pleasure in presenting their report together with the financial statements for the year ended 31 December 2020.

Designated members

The Designated Members during the year under review were:

Fidentia Trustees Ltd

Fidentia Nominees Ltd

Members' interests

The profit / loss of the LLP for the financial year is allocated to each Member in accordance with their respective profit / loss shares for the relevant year(s) of account.

Any amounts contributed by the members to the LLP will be repaid by the LLP on departure of a member from the LLP. These amounts are shown as liabilities on the statement of financial position.

Members can only withdraw profits to the extent that the LLP retains sufficient working capital to finance its ongoing operation.

Statement of members' responsibilities

The Members are responsible for preparing the financial statements in accordance with applicable law and regulations.

Legislation applicable to Limited Liability Partnerships requires the members to prepare financial statements for each financial year. Under that law the Members have elected to prepare financial statements in accordance with United Kingdom Generally Accepted Accounting Practice (United Kingdom Accounting Standards and applicable law). The financial statements are required by law to give a true and fair view of the state of affairs of the LLP and of the profit or loss of the LLP for that year.

In preparing those financial statements, the members are required to :

- select suitable accounting policies and then apply them consistently;
- make judgements and accounting estimates that are reasonable and prudent;
- prepare the financial statements on the going concern basis unless it is inappropriate to presume the LLP will continue in business.

The Members are responsible for keeping proper accounting records which disclose with reasonable accuracy at any time the financial position of the LLP and enable them to ensure that the financial statements comply with the Companies Act 2006 as modified by the Limited Liability Partnerships (Accounts and Audit) (Application of Companies Act 2006) Regulations 2008.

The Members are also responsible for safeguarding the assets of the LLP and hence for taking reasonable steps for the prevention and detection of fraud and other irregularities.


Auditors

The auditors, Humphrey & Co Audit Services Ltd, are deemed to be reappointed under Section 487(2) of the Companies Act 2006.

Statement of disclosure to auditors

So far as the Members are aware, there is no relevant audit information (as defined by Section 418 of the Companies Act 2006) of which the LLP's auditors are unaware, and each Member has taken all the steps that they ought to have taken as a Member in order to make themselves aware of any relevant audit information and to establish that the LLP's auditors are aware of that information.

Approved by the Members on 23 July 2021 and signed on its behalf by:



M J Argyle for and on behalf of Fidentia Trustees Limited
Designated Member

GREETWELL LLP

INDEPENDENT AUDITOR'S REPORT TO THE MEMBERS OF GREETWELL LLP

Opinion

We have audited the financial statements of Greetwell LLP (the 'LLP') for the year ended 31 December 2020 set out on pages 7 to 30. The financial reporting framework that has been applied in their preparation is applicable law and United Kingdom Accounting Standards, including FRS 102 The Financial Reporting Standard applicable in the UK and Republic of Ireland (United Kingdom Generally Accepted Accounting Practice).

In our opinion the financial statements:

- give a true and fair view of the state of the LLP's affairs as at 31 December 2020 and of its loss for the year then ended;
- have been properly prepared in accordance with United Kingdom Generally Accepted Accounting Practice; and
- have been prepared in accordance with the requirements of the Companies Act 2006.

Basis for opinion

We conducted our audit in accordance with International Standards on Auditing (UK) (ISAs (UK)) and applicable law. Our responsibilities under those standards are further described in the auditor's responsibilities for the audit of the financial statements section of our report. We are independent of the LLP in accordance with the ethical requirements that are relevant to our audit of the financial statements in the UK, including the FRC's Ethical Standard, and we have fulfilled our other ethical responsibilities in accordance with these requirements. We believe that the audit evidence we have obtained is sufficient and appropriate to provide a basis for our opinion.

Conclusions relating to going concern

In auditing the financial statements, we have concluded that the members' use of the going concern basis of accounting in the preparation of the financial statements is appropriate.

Based on the work we have performed, we have not identified any material uncertainties relating to events or conditions that, individually or collectively, may cast significant doubt on the LLP's ability to continue as a going concern for a period of at least twelve months from when the financial statements are authorised for issue.

Our responsibilities and the responsibilities of the Members with respect to going concern are described in the relevant sections of this report.

Other information

The Members are responsible for the other information. The other information comprises the information included in the annual report, other than the financial statements and our auditor's report thereon. Our opinion on the financial statements does not cover the other information and, except to the extent otherwise explicitly stated in our report, we do not express any form of assurance conclusion thereon.

In connection with our audit of the financial statements, our responsibility is to read the other information and, in doing so, consider whether the other information is materially inconsistent with the financial statements or our knowledge obtained in the audit or otherwise appears to be materially misstated. If we identify such material inconsistencies or apparent material misstatements, we are required to determine whether there is a material misstatement in the financial statements or a material misstatement of the other information. If, based on the work we have performed, we conclude that there is a material misstatement of this other information, we are required to report that fact.

We have nothing to report in this regard.

Opinions on other matters prescribed by the Companies Act 2006

In our opinion, based on the work undertaken in the course of our audit:

- the information given in the Strategic Report and the Members' Report for the financial year for which the financial statements are prepared is consistent with the financial statements; and
- the Strategic Report and the Members' Report have been prepared in accordance with applicable legal requirements.

Matters on which we are required to report by exception

In the light of the knowledge and understanding of the LLP and its environment obtained in the course of the audit, we have not identified material misstatements in the Strategic Report and the Members' Report.

We have nothing to report in respect of the following matters where the Companies Act 2006 requires us to report to you if, in our opinion:

- adequate accounting records have not been kept, or returns adequate for audit have not been received from branches not visited by us; or
- the financial statements are not in agreement with the accounting records and returns; or
- certain disclosures of members remuneration specified by law are not made; or
- we have not received all the information and explanations we require for our audit.

GREETWELL LLP

INDEPENDENT AUDITOR'S REPORT (continued) TO THE MEMBERS OF GREETWELL LLP

Responsibilities of the members

As explained more fully in the Statement of members' responsibilities set out on page 4, the Members are responsible for the preparation of the financial statements and for being satisfied that they give a true and fair view, and for such internal control as the Members' determine is necessary to enable the preparation of financial statements that are free from material misstatement, whether due to fraud or error.

In preparing the financial statements, the Members are responsible for assessing the LLP's ability to continue as a going concern, disclosing, as applicable, matters related to going concern and using the going concern basis of accounting unless the Members either intend to liquidate the LLP or to cease operations, or have no realistic alternative but to do so.

Auditor's responsibilities for the audit of the financial statements

Our objectives are to obtain reasonable assurance about whether the financial statements as a whole are free from material misstatement, whether due to fraud or error, and to issue an auditor's report that includes our opinion. Reasonable assurance is a high level of assurance, but is not a guarantee that an audit conducted in accordance with ISAs (UK) will always detect a material misstatement when it exists. Misstatements can arise from fraud or error and are considered material if, individually or in the aggregate, they could reasonably be expected to influence the economic decisions of users taken on the basis of these financial statements.

Irregularities, including fraud, are instances of non-compliance with laws and regulations. We design procedures in line with our responsibilities, outlined above, to detect material misstatements in respect of irregularities, including fraud. The extent to which our procedures are capable of detecting irregularities, including fraud is detailed below.

A further description of our responsibilities for the audit of the financial statements is located on the Financial Reporting Council's website at: <http://www.frc.org.uk/auditorsresponsibilities>. This description forms part of our auditor's report.

Extent to which the audit was considered capable of detecting irregularities, including fraud

We obtained an understanding of the LLP and the laws and regulations that could reasonably be expected to have a direct effect on the financial statements through discussion with the Members and the application of our knowledge and experience. We also discussed with management whether there were any known or suspected instances of fraud and/or non-compliance with relevant laws and regulations. Our other audit procedures included, but were not limited to, the substantive checking and reviewing of the majority of non-syndicate transactions arising in the year and all accounting balances as at the year end, together with a review of syndicate transactions and balances. We also reviewed the financial statements in detail. Consequently we consider that our audit was considered capable of detecting material misstatements in respect of irregularities, including fraud.

Use of our report

This report is made solely to the LLP's members, as a body, in accordance with Chapter 3 of Part 16 of the Companies Act 2006. Our audit work has been undertaken so that we might state to the LLP's members those matters we are required to state to them in an auditor's report and for no other purpose. To the fullest extent permitted by law, we do not accept or assume responsibility to anyone other than the LLP and the LLP's members as a body, for our audit work, for this report, or for the opinions we have formed.



Andrew Robinson (Senior Statutory Auditor)
for and on behalf of Humphrey & Co Audit Services Ltd
Chartered Accountants
Statutory Auditor

Date: 23 July 2021

Humphrey & Co Audit Services Ltd
7 - 9 The Avenue
Eastbourne
East Sussex
BN21 3YA

GREETWELL LLP

INCOME STATEMENT - TECHNICAL ACCOUNT (GENERAL BUSINESS) FOR THE YEAR ENDED 31 DECEMBER 2020

| | Note | 2020 £ | 2019 £ |
|---|------|------------------|------------------|
| Gross premiums written | 5 | 1,580,590 | 1,455,005 |
| Outward reinsurance premiums | | (380,234) | (349,213) |
| Net premiums written | | 1,200,356 | 1,105,792 |
| Change in the provision for unearned premiums | | | |
| Gross provision | | (59,954) | (55,407) |
| Reinsurers' share | | 12,993 | 11,167 |
| Net change in the provision for unearned premiums | | (46,961) | (44,240) |
| Earned premiums net of reinsurance | | 1,153,395 | 1,061,552 |
| Allocated investment return transferred from the non-technical account | | 44,817 | 49,974 |
| Other technical income, net of reinsurance | | - | - |
| Total technical income | | 1,198,212 | 1,111,526 |
| Claims paid | | | |
| Gross amount | | (804,901) | (744,546) |
| Reinsurers' share | | 202,314 | 201,416 |
| Net claims paid | | (602,587) | (543,130) |
| Change in provision for claims | | | |
| Gross amount | | (210,979) | (177,683) |
| Reinsurers' share | | 51,590 | 71,138 |
| Net change in provision for claims | | (159,389) | (106,545) |
| Claims incurred net of reinsurance | | (761,976) | (649,675) |
| Net operating expenses | 9 | (432,411) | (404,812) |
| Changes in other technical provisions, net of reinsurance | | (527) | (1,566) |
| Balance on technical account for general business | | 3,298 | 55,473 |

GREETWELL LLP

INCOME STATEMENT - NON TECHNICAL ACCOUNT FOR THE YEAR ENDED 31 DECEMBER 2020

| | Note | 2020 £ | As restated 2019 £ |
|---|------|-----------|--------------------------|
| Balance on the general business technical account | | 3,298 | 55,473 |
| Investment income | 8 | 32,862 | 37,799 |
| Realised gain on investments | 8 | 11,236 | 9,423 |
| Unrealised gain on investments | 8 | 17,959 | 15,845 |
| Realised loss on investments | 8 | (8,349) | (5,988) |
| Unrealised loss on investments | 8 | (6,816) | (2,294) |
| Investment expenses and charges | 8 | (1,146) | (1,522) |
| Allocated investment return transferred to the technical account | | (44,817) | (49,974) |
| Other income | 10 | 792 | - |
| Other charges | | (50,285) | (61,834) |
| Profit/(loss) for the financial year before members' remuneration and profit shares | 11 | (45,266) | (3,072) |
| Members' remuneration charged as an expense | | 45,266 | 3,072 |
| Profit/(loss) for the financial year available for distribution among Members | | - | - |

STATEMENT OF COMPREHENSIVE INCOME

| | | |
|--|---|---|
| Profit/(loss) for the financial year available for distribution among Members | - | - |
| Other comprehensive income | - | - |
| Total comprehensive income for the financial year available for discretionary division among Members | - | - |

All amounts above relate to continuing operations.

GREETWELL LLP**STATEMENT OF FINANCIAL POSITION
AS AT 31 DECEMBER 2020**

Registered Number (England and Wales): OC347427

| ASSETS | Note | Syndicate Participation £ | Partnership £ | 2020 Total £ | 2019 Total £ |
|--|-------------|--|--------------------------|-----------------------------|-----------------------------|
| Intangible assets | | | | | |
| Syndicate participation rights | 12 | - | 17,676 | 17,676 | 34,286 |
| Investments | | | | | |
| Financial investments | 13 | 1,383,657 | - | 1,383,657 | 1,236,071 |
| Deposits with ceding undertakings | | 106 | - | 106 | 110 |
| Total investments | | 1,383,763 | - | 1,383,763 | 1,236,181 |
| Reinsurers' share of technical provisions | | | | | |
| Provision for unearned premiums | 7 | 129,843 | - | 129,843 | 120,335 |
| Claims outstanding | 7 | 288,308 | - | 288,308 | 267,367 |
| Other technical provisions | | 382,022 | - | 382,022 | 357,740 |
| Total reinsurers' share of technical provisions | | 800,173 | - | 800,173 | 745,442 |
| Debtors | | | | | |
| Arising out of direct insurance operations | 14 | | | | |
| Policyholders | | 4 | - | 4 | 4 |
| Intermediaries | | 329,712 | - | 329,712 | 301,052 |
| Arising out of reinsurance operations | 14 | 72,902 | - | 72,902 | 56,111 |
| Other debtors | 15 | 361,010 | - | 361,010 | 317,271 |
| Total debtors | | 763,628 | - | 763,628 | 674,438 |
| Other assets | | | | | |
| Cash at bank and in hand | 16 | 181,524 | 68,260 | 249,784 | 266,068 |
| Other | | 681 | - | 681 | 703 |
| Total other assets | | 182,205 | 68,260 | 250,465 | 266,771 |
| Prepayments and accrued income | | | | | |
| Accrued interest | | 2,693 | - | 2,693 | 3,015 |
| Deferred acquisition costs | 7 | 167,729 | - | 167,729 | 164,571 |
| Other prepayments and accrued income | | 6,942 | - | 6,942 | 5,584 |
| Total prepayments and accrued income | | 177,364 | - | 177,364 | 173,170 |
| Total assets | | 3,307,133 | 85,936 | 3,393,069 | 3,130,288 |


/continued...

GREETWELL LLP**STATEMENT OF FINANCIAL POSITION (continued)**
AS AT 31 DECEMBER 2020

Registered Number (England and Wales): OC347427

| | Note | Syndicate Participation £ | Partnership £ | 2020 Total £ | 2019 Total £ |
|---|------|---------------------------------|------------------|--------------------|--------------------|
| LIABILITIES AND MEMBERS' INTERESTS | | | | | |
| Members' interests due within one year | | | | | |
| Members' capital classified as a liability | | (150,231) | 85,336 | (64,895) | (52,035) |
| Technical provisions | | | | | |
| Provision for unearned premiums | 7 | 673,135 | - | 673,135 | 629,069 |
| Claims outstanding - gross amount | 7 | 2,380,733 | - | 2,380,733 | 2,208,830 |
| Total technical provisions | | 3,053,868 | - | 3,053,868 | 2,837,899 |
| Provisions for other risks and charges | | - | - | - | - |
| Deposits received from reinsurers | | 5,099 | - | 5,099 | 22,936 |
| Creditors | | | | | |
| Arising out of direct insurance operations | | 51,946 | - | 51,946 | 39,074 |
| Arising out of reinsurance operations | | 243,362 | - | 243,362 | 216,017 |
| Amounts due to credit institutions | 18 | - | - | - | - |
| Other creditors | 17 | 68,750 | 600 | 69,350 | 33,730 |
| Total creditors | | 364,058 | 600 | 364,658 | 288,821 |
| Accruals and deferred income | | | | | |
| Other accruals and deferred income | | 34,339 | - | 34,339 | 32,667 |
| Total liabilities | | 3,307,133 | 85,936 | 3,393,069 | 3,130,288 |
| TOTAL MEMBERS' INTERESTS | | | | | |
| Loans and other debts due to members | | - | - | - | - |
| Loans and other debts due from members | | (150,231) | 85,336 | (64,895) | (52,035) |
| Total members' interests | | (150,231) | 85,336 | (64,895) | (52,035) |

Approved and authorised for issue by the Members on 23 July 2021 and signed on its behalf by:


M J Argyle for and on behalf of Fidentia Trustees Limited
Designated Member

GREETWELL LLP

STATEMENT OF CHANGES IN MEMBERS' INTERESTS FOR THE YEAR ENDED 31 DECEMBER 2020

| | Syndicate | Partnership Members' Capital Classified as a Liability | | 2020 Total | As restated 2019 Total |
|--|--|--|--------------------|---------------|------------------------------|
| | Members' Capital Classified as a Liability £ | Syndicate Capacity £ | Other Profits £ | £ | £ |
| Members' interests brought forward | (214,974) | 34,286 | 128,653 | (52,035) | (57,671) |
| Amounts introduced / (withdrawn) by Members | - | - | 32,406 | 32,406 | 8,708 |
| Members' remuneration charged as an expense for the year | 3,298 | (16,610) | (31,954) | (45,266) | (3,072) |
| Reallocation | 61,445 | - | (61,445) | - | - |
| Repayment of debt (including Members' capital classified as a liability) | - | - | - | - | - |
| Other movements | - | - | - | - | - |
| Members' interests at 31 December | (150,231) | 17,676 | 67,660 | (64,895) | (52,035) |
| TOTAL MEMBERS' INTERESTS | | | | | |
| Loans and other debts due to members | | | | - | - |
| Loans and other debts due from members | | | | (64,895) | (52,035) |
| Total members' interests | | | | (64,895) | (52,035) |

GREETWELL LLP**STATEMENT OF CASH FLOWS****FOR THE YEAR ENDED 31 DECEMBER 2020**

| | Note | 2020 £ | 2019 £ |
|--|------|-----------|-----------|
| Net cash (outflow)/inflow from operating activities | 20 | (70,323) | 1,517 |
| Interest received | | 929 | 3,289 |
| Interest paid | | - | - |
| Dividends received | | - | - |
| Net cash (outflow)/inflow from operating activities | | (69,394) | 4,806 |
| Cash inflow/(outflow) from investing activities | | | |
| Purchase of syndicate participation rights | | - | (9,353) |
| Proceeds from sale of syndicate participation rights | | 1,012 | - |
| Purchase of investments | | - | - |
| Proceeds from sale of investments | | - | - |
| Net cash inflow/(outflow) from investing activities | | 1,012 | (9,353) |
| Transactions with Members and former Members | | | |
| Contributions by/(payments to) Members | | 32,406 | 8,708 |
| Net cash inflow from Members | | 32,406 | 8,708 |
| (Decrease)/Increase in cash | | (35,976) | 4,161 |
| Net funds at 1 January | | 105,339 | 107,005 |
| Exchange movement | | (1,103) | (5,827) |
| (Decrease)/Increase in cash in the year | | (35,976) | 4,161 |
| Net funds at 31 December | | 68,260 | 105,339 |

The Partnership has no control over the disposition of assets and liabilities at Lloyd's. Consequently, the Cash Flow Statement is prepared reflecting only the movement in Partnership funds, which includes transfers to and from the syndicates at Lloyd's.

GREETWELL LLP

NOTES TO THE ACCOUNTS - ACCOUNTING POLICIES FOR THE YEAR ENDED 31 DECEMBER 2020

1 General Information

The partnership is a limited liability partnership (LLP) that was incorporated in England and whose registered office is 3 Castlegate, Grantham, Lincolnshire, NG31 6SF. The LLP participates in insurance business as an underwriting member of various syndicates at Lloyd's.

2 Accounting policies

2.1 Basis of preparation

The financial statements have been prepared in accordance with FRS 102 "The Financial Reporting Standard applicable in the UK and Republic of Ireland", FRS 103 "Insurance Contracts", the Companies Act 2006 and Regulation 6 of Schedule 3 to the Large and Medium Sized Companies and Groups (Accounts and Reports) Regulations 2008, relating to insurance. The financial statements have also been prepared in accordance with the Statement of Recommended Practice on Accounting by Limited Liability Partnerships dated 15 July 2014.

The Members do not consider the LLP to be a financial institution under FRS 102.

The financial statements are prepared in sterling, which is the functional currency of the LLP. Monetary amounts in these financial statements are rounded to the nearest £.

2.2 Basis of accounting

The financial statements are prepared under the historical cost basis of accounting modified to include the revaluation of certain financial instruments held at fair value, through the Income Statement.

The technical account has been prepared on an annual basis of accounting, whereby the incurred cost of claims, commission and related expenses are charged against the earned proportion of premiums net of re-insurance. Amounts reported in the technical account relate to movements in the period in respect of all relevant years of account of the Syndicates on which the LLP participates.

Accounting information in respect of the Syndicate participations has been provided by the Syndicate managing agents through an information exchange facility operated by Lloyd's and has been reported on by the Syndicate auditors.

Assets and liabilities arising as a result of the underwriting activities are mainly controlled by the Syndicates' managing agents and are shown separately on the Statement of Financial Position as "Syndicate Assets" and "Syndicate Liabilities". The assets are held subject to trust deeds for the benefit of the Syndicates' insurance creditors.

The impact of COVID-19 on the open underwriting years will take some time to assess and initial estimates must be treated with caution. It is difficult at this stage, therefore, to estimate how the COVID-19 outbreak will impact upon the insurance industry and for how long.

As it is difficult at this stage to assess the overall impact COVID-19 will have on the LLP the Members consider this to be a key uncertainty over which they have no control.

The LLP's underwriting is supported by Funds at Lloyd's, either made available by the LLP directly or by its members. The Members are of the opinion that the LLP has adequate resources to meet its underwriting and other operational obligations for the foreseeable future. Accordingly, the going concern concept has been adopted in the preparation of the financial statements.

In continuing to apply the going concern basis to this LLP's financial statements the following factors have been taken into account: the likely timing of any underwriting and non-underwriting cash flows, any Funds at Lloyd's supporting the LLP's underwriting and not reflected in the LLP's Statement of Financial Position and the continued support of the members including the potential deferral of balances due to them.

General business

i Premiums

Premiums written comprise the total premiums receivable in respect of business inception during the year, together with any differences between booked premiums for prior years and those previously accrued, and include estimates of premiums due but not yet receivable or notified to the syndicates on which the Partnership participates, less an allowance for cancellations. All premiums are shown gross of commission payable to intermediaries and exclude taxes and duties levied on them.

GREETWELL LLP

NOTES TO THE ACCOUNTS - ACCOUNTING POLICIES FOR THE YEAR ENDED 31 DECEMBER 2020

ii Unearned premiums

Written premium is earned according to the risk profile of the policy. Unearned premiums represent the proportion of premiums written in the year that relate to unexpired terms of policies in force at the financial reporting date, calculated on a time apportionment basis having regard where appropriate, to the incidence of risk. The specific basis adopted by each Syndicate is determined by the relevant managing agent.

iii Deferred acquisition costs

Acquisition costs, which represent commission and other related expenses, are deferred over the period in which the related premiums are earned.

iv Reinsurance premiums

Reinsurance premium costs are allocated by the Managing Agent of each Syndicate to reflect the protection arranged in respect of the business written and earned.

v Claims incurred and reinsurers' share

Claims incurred comprise claims and settlement expenses (both internal and external) occurring in the year and changes in the provisions for outstanding claims, including provisions for claims incurred but not reported and settlement expenses, together with any other adjustments to claims from previous years. Where applicable, deductions are made for salvage and other recoveries.

The provision for claims outstanding comprises amounts set aside for claims notified and claims incurred but not yet reported (IBNR). The amount included in respect of IBNR is based on statistical techniques of estimation applied by each Syndicate's in house reserving team and reviewed by external consulting actuaries. These techniques generally involve projecting from past experience the development of claims over time to form a view of the likely ultimate claims to be experienced for more recent underwriting, having regard to variations in the business accepted and the underlying terms and conditions. The provision for claims also includes amounts in respect of internal and external claims handling costs. For the most recent years, where a high degree of volatility arises from projections, estimates may be based in part on output from rating and other models of the business accepted and assessments of underwriting conditions.

The reinsurers' share of provisions for claims is based on calculated amounts of outstanding claims and projections for IBNR, net of estimated irrecoverable amounts, having regard to each syndicate's reinsurance programme in place for the class of business, the claims experience for the year and the current security rating of the reinsurance companies involved. Each syndicate uses a number of statistical techniques to assist in making these estimates.

Accordingly the two most critical assumptions made by each syndicates' managing agent as regards claims provisions are that the past is a reasonable predictor of the likely level of claims development and that the rating and other models used including pricing models for recent business are reasonable indicators of the likely level of ultimate claims to be incurred.

The level of uncertainty with regard to the estimations within these provisions generally decreases with time from when the underlying contracts were originally exposed to new risks. In addition the nature of short tail claims such as property where claims are typically notified and settled within a short period of time will normally have less uncertainty after a few years than long tail risks such as some liability business where it may be several years before claims are fully advised and settled. In addition to these factors if there are disputes regarding coverage under policies or changes in the relevant law regarding a claim this may increase the uncertainty in the estimation of the outcomes.

The assessment of these provisions is usually the most subjective aspect of an insurer's accounts and may result in greater uncertainty within an insurer's accounts than within those of many other businesses. The provisions for gross claims and related reinsurance recoveries have been assessed on the basis of the information currently available to the directors of each syndicate's managing agent. However, ultimate liability will vary as a result of subsequent information and events and this may result in significant adjustments to the amounts provided. Adjustments to the amounts of claims provisions established in prior years are reflected in the financial statements for the period in which the adjustments are made. The provisions are not discounted for the investment earnings that may be expected to arise in the future on the funds retained to meet the future liabilities. The methods used, and the estimates made, are reviewed regularly.

GREETWELL LLP

NOTES TO THE ACCOUNTS - ACCOUNTING POLICIES FOR THE YEAR ENDED 31 DECEMBER 2020

vi Unexpired risks provisions

Provisions for unexpired risks are made where costs of outstanding claims, related expenses and deferred acquisition costs are expected to exceed the unearned premium provision carried forward at the financial reporting date. The provision for unexpired risks is calculated separately by reference to classes of business which are managed together, after taking into account relevant investment return. The provision is made on a Syndicate by Syndicate basis by the relevant Managing Agent.

vii Closed years of account

At the end of the third year, the underwriting account is normally closed by reinsurance into the following year of account. The amount of the reinsurance to close premium payable is determined by the Managing Agent, generally by estimating the cost of claims notified but not settled at 31 December, together with the estimated cost of claims incurred but not reported at that date, and an estimate of future claims handling costs. Any subsequent variation in the ultimate liabilities of the closed year of account is borne by the underwriting year into which it is reinsured.

The payment of a reinsurance to close premium does not eliminate the liability of the closed year for outstanding claims. If the reinsuring Syndicate was unable to meet its obligations, and the other elements of Lloyd's chain of security were to fail, then the closed underwriting account would have to settle outstanding claims.

The members consider that the likelihood of such a failure of the reinsurance to close is extremely remote, and consequently the reinsurance to close has been deemed to settle the liabilities outstanding at the closure of an underwriting account. The LLP has included its share of the reinsurance to close premiums payable as technical provisions at the end of the current period, and no further provision is made for any potential variation in the ultimate liability of that year of account.

viii Run-off years of account

Where a year of account is not closed at the end of the third year (a "run-off" year of account) a provision is made for the estimated cost of all known and unknown outstanding liabilities of that year. The provision is determined initially by the Managing Agent on a similar basis to the reinsurance to close. However, any subsequent variation in the ultimate liabilities for that year remains with the underwriting member participating therein. As a result any run-off year will continue to report movements in its results after the third year until such time as it secures a reinsurance to close.

ix Net Operating Expenses (including Acquisition Costs)

Net operating costs include acquisition costs, profit and loss on exchange and other amounts incurred by the Syndicates on which the LLP participates.

Acquisition costs, comprising commission and other costs related to the acquisition of new insurance contracts, are deferred to the extent that they are attributable to premiums unearned at the financial reporting date.

x Basis of currency translation

Syndicates maintain separate funds in Sterling, United States and Canadian dollars, and may also do so in certain other currencies.

Income and expenditure in US dollars, Canadian dollars and Euros is translated at the average rate of exchange for the year. Underwriting transactions denominated in other foreign currencies are included at the rate of exchange ruling at the date the transaction is processed.

Monetary assets and liabilities, which according to FRS 103 are deemed to include unearned premiums and deferred acquisition costs, are translated into Sterling at the rates of exchange at the financial reporting date.

Any non-monetary items are translated into the functional currency using the rate of exchange prevailing at the time of the transaction. FRS 103 states that insurance assets and liabilities (unearned premiums and deferred acquisition costs) are required to be treated as monetary items. These assets and liabilities have been translated at the period end to the functional currency at the closing rate.

Differences arising on translation of foreign currency amounts in Syndicates are included in the non-technical account.

GREETWELL LLP

NOTES TO THE ACCOUNTS - ACCOUNTING POLICIES FOR THE YEAR ENDED 31 DECEMBER 2020

xi Debtors/creditors arising from insurance/reinsurance operations

The amounts shown in the Statement of Financial Position include the totals of all the Syndicates outstanding debit and credit transactions. No account has been taken of any offsets which may be applicable in calculating the net amounts due between the Syndicates and each of their counterparty insureds, reinsurers or intermediaries as appropriate.

xii Distribution of profits and collection of losses

Lloyd's operates a detailed set of regulations regarding solvency and the distribution of profits and payment of losses between Syndicates and their members. Lloyd's continues to require membership of Syndicates to be on an underwriting year of account basis and profits and losses belong to members according to their membership of a year of account. Normally profits and losses are transferred between the Syndicate and members after results for a year of account are finalised after 36 months. This period may be extended if a year of account goes into run-off. The Syndicate may make earlier on account distributions or cash calls according to the cash flow of a particular year of account and subject to Lloyd's requirements.

xiii Investments

Investments are stated at current value, including accrued interest at the financial reporting date.

xiv Financial assets and financial liabilities

The Syndicates' investments comprise of debt and equity investments, derivatives, cash and cash equivalents and loans and receivables.

Debtors/creditors arising from insurance/reinsurance operations shown in the Statement of Financial Position include the totals of all the Syndicate's outstanding debit and credit transactions as processed by the Lloyd's central facility. No account has been taken of any offsets which may be applicable in calculating the net amounts due between the Syndicates and each of their counterparty insureds, reinsurers or intermediaries as appropriate.

Recognition

Financial assets and liabilities are recognised when the Syndicate becomes party to the contractual provisions of the instrument. Financial liabilities and equity instruments are classified according to the substance of the contractual arrangements entered into. An equity instrument is any contract that evidences a residual interest in the assets of the Syndicate after deducting all of its liabilities.

Initial measurement

All financial assets and liabilities are initially measured at transaction price (including transaction cost), except for those financial assets classified as at fair value through the income statement, which are initially measured at fair value (which is normally the transaction price excluding transaction costs), unless the arrangement constitutes a financing transaction. If an arrangement constitutes a finance transaction, the financial asset or liability is measured at the present value of the future payments discounted at a market rate of interest for a similar debt instrument.

Subsequent measurement

Non-current debt instruments are subsequently measured at amortised cost using the effective interest rate method.

Debt instruments that are classified as payable or receivable within one financial year and which meet the above conditions are measured at the undiscounted amount of the cash or other consideration expected to be paid or received.

Other debt instruments are measured at fair value through the income statement.

Derecognition of financial assets and liabilities

Financial assets are derecognised when and only when a) the contractual rights of the cash flow from the financial asset expire or are settled, b) the Syndicates transfer to another party substantially all of the risks and rewards of ownership of the financial asset or c) the Syndicates, despite having retained some significant risks and rewards of ownership, have transferred control of the asset to another party and the other party has the practical ability to sell the asset in its entirety to an unrelated third party and is able to exercise that ability unilaterally and without needing to impose additional restrictions on the transfer.

Financial liabilities are derecognised only when the obligation specified in the contract is discharged, cancelled or expires.

GREETWELL LLP

NOTES TO THE ACCOUNTS - ACCOUNTING POLICIES FOR THE YEAR ENDED 31 DECEMBER 2020

xiv Financial assets and financial liabilities (continued)

Fair value measurement

The best evidence of fair value is a quoted price for an identical asset in an active market. When quoted prices are unavailable, the price of a recent transaction for an identical asset provides evidence of fair value as long as there has not been a significant change in economic circumstances or a significant lapse in time since the transaction took place. If the market is not active and recent transactions of an identical asset on their own are not a good estimate of fair value, the syndicates estimate the fair value by using a valuation technique.

Impairment of financial instruments measured at amortised cost or cost

For financial assets carried at amortised cost, the amount of an impairment is the difference between the asset's carrying amount and the present value of estimated future cash flows, discounted at the financial asset's original effective interest rate, i.e. using the effective interest rate method.

For financial assets carried at cost less impairment, the impairment loss is the difference between the asset's carrying amount and the best estimate of the amount that would be received for the asset if it were to be sold at the reporting date.

Where indicators exist for a decrease in impairment loss, and the decrease can be related objectively to an event occurring after the impairment was recognised, the prior impairment loss is tested to determine reversal. An impairment loss is reversed on an individual impaired financial asset to the extent that the revised recoverable value does not lead to a revised carrying amount higher than the carrying value had no impairment been recognised. The amount of the reversal is recognised in the income statement immediately.

xv Investment Return

Investment return comprises all investment income, realised investment gains and losses and movements in unrealised gains and losses, net of investment expenses and charges.

Realised and unrealised gains and losses are measured by reference to the original cost of the investment if purchased in the year, or if held at the beginning of the year by reference to the current value at that date.

Members' Interests

Loans and other debts due to Members rank *pari passu* with other unsecured creditors on the winding up of a partnership. There is no protection offered to unsecured creditors which is legally enforceable.

Members' Remuneration

Under the LLP agreement, the net loss of the LLP for the financial year is allocated to each member in accordance with their respective profit shares for the relevant year(s) of account.

Under the LLP agreement, net profits/losses are automatically divided between Members and accordingly Members' Remuneration is shown in the income statement. Any unpaid Members' Remuneration at the year end is shown as a liability in the Statement of Financial Position.

Intangible assets

Costs incurred by the LLP in the Corporation of Lloyd's auctions in order to acquire rights to participate on Syndicates' underwriting years are included within intangible assets and amortised over a 3 year period beginning with the respective year of Syndicate participation. The intangible assets are reviewed for impairment where there are indicators for impairment and any impairment is charged to the income statement for the period.

Taxation

Income tax payable on the LLP's profits is solely the personal liability of the Members and consequently is not dealt with in these Financial Statements.

Statement of Cash Flows

The LLP has no control over the disposition of assets and liabilities at Lloyd's. Consequently, the Statement of Cash Flows is prepared reflecting only the movement in partnership funds, which includes transfers to and from syndicates at Lloyd's.

GREETWELL LLP

NOTES TO THE ACCOUNTS - ACCOUNTING POLICIES FOR THE YEAR ENDED 31 DECEMBER 2020

2.3 Reinsurance at partnership level

Where considered applicable by the Members, the LLP may purchase additional reinsurance to that purchased through the Syndicates. Any such reinsurance premiums and related reinsurance recoveries are treated in the same manner as described for Syndicates in Note 2.2 (iv) and (v).

3 Estimation uncertainties

In applying the LLP's accounting policies, the Members are required to make judgements, estimates and assumptions in determining the carrying amounts of assets and liabilities. These judgements, estimates and assumptions are based on the best and most reliable evidence available at the time when the decisions are made, and are based on historical experience and other factors that are considered to be applicable. Due to the inherent subjectivity involved in making such judgements, estimates and assumptions, the actual results and outcomes may differ. The estimates and underlying assumptions are reviewed on an ongoing basis. Revisions to accounting estimates are recognised in the period in which the estimate is revised, if the revision affects only that period, or in the period of the revision and future periods, if the revision affects both current and future periods.

The measurement of the provision for claims outstanding is the most significant judgement involving estimation uncertainty regarding amounts recognised in these financial statements in relation to underwriting by the Syndicates and this is disclosed further in Note 4.

The management and control of each Syndicate is carried out by the Managing Agent of that Syndicate, and the LLP looks to the managing agent to implement appropriate policies, procedures and internal controls to manage each Syndicate.

Key accounting judgements

The key accounting judgements set out below therefore relate to those made in respect of the LLP only, and do not include judgements made in respect of the Syndicates.

i Purchased syndicate capacity

Estimating value in use:

Where an indication of impairment of capacity values exists, the Members will carry out an impairment review to determine the recoverable amount, which is the higher of fair value less cost to sell and value in use. The value in use calculation requires an estimate of the future cash flows expected to arise from the capacity and a suitable discount rate in order to calculate present value.

Determining the useful life of purchased Syndicate capacity:

The assessed useful life of Syndicate capacity is 3 years. This is on the basis that this is the life over which the original value of the capacity is used up.

ii Assessing indicators of impairment

In assessing whether there have been any indicators of impairment of assets, the Members consider both external and internal sources of information such as market conditions, counterparty credit ratings and experience of recoverability. There have been no indicators of impairments identified during the current financial year.

iii Recoverability of debtors

The LLP establishes a provision for debtors that are estimated not to be recoverable. When assessing recoverability, factors such as the ageing of the debtors, past experience of recoverability, and the credit profile of individual groups of customers are all considered.

GREETWELL LLP

NOTES TO THE ACCOUNTS - ACCOUNTING POLICIES FOR THE YEAR ENDED 31 DECEMBER 2020

4 Risk management

This section summarises the financial and insurance risks the LLP is exposed to either directly at its own corporate level or indirectly via its participation in the Lloyd's Syndicates.

Departure from the European Union

The UK's departure from the EU and the future relationship negotiated during the transition period will have an impact on various risk factors, including currency risks. Lloyd's have set up an office in Brussels through which the syndicates are able to operate very much on the same terms as previously. The LLP will continue to monitor these developments and identify whether it needs to modify its participation in the Lloyd's market.

Risk background

The Syndicate's activities expose it to a variety of financial and non-financial risks. The Managing Agent is responsible for managing the Syndicate's exposure to these risks and, where possible, introducing controls and procedures that mitigate the effects of the exposure to risk. Each year, the Managing Agent prepares a Lloyd's Capital Return ("LCR") for the syndicate, the purpose of this being to agree capital requirements with Lloyd's based on an agreed assessment of the risks impacting the Syndicate's business, and the measures in place to manage and mitigate those risks from a quantitative and qualitative perspective. The risks described below are typically reflected in the LCR, and, typically, the majority of the total assessed value of the risks concerned is attributable to insurance risk.

The insurance risks faced by a Syndicate include the occurrence of catastrophic events, downward pressure on pricing of risks, reductions in business volumes and the risk of inadequate reserving. Reinsurance risks arise from the risk that the reinsurer fails to meet their share of a claim. The management of the Syndicate's funds is exposed to risks of investments, liquidity, currency and interest rates leading to financial loss. The Syndicate is also exposed to regulatory and operational risks including its ability to continue to trade. However, supervision by Lloyd's provides additional controls over the Syndicate's management of risks.

The LLP manages the risks faced by the Syndicates on which it participates by monitoring the performance of the Syndicates it supports. This commences in advance of committing to support a Syndicate for the following year, with a review of the business plan prepared for each Syndicate by its Managing Agent. In addition, quarterly reports and annual accounts together with any other information made available by the Managing Agent are monitored and if necessary enquired into. If the LLP considers that the risks being run by the Syndicate are excessive it will seek confirmation from the Managing Agent that adequate management of the risk is in place and, if considered appropriate, will withdraw from the next underwriting year. The LLP relies on advice provided by the Members' Agent which acts for it, who are specialists in assessing the performance and risk profiles of Syndicates. The LLP also mitigates its risks by participating across several Syndicates.

The Members do not consider the LLP to be a financial institution under FRS 102, on the basis that the LLP itself does not undertake the business of effecting or carrying out insurance contracts. Therefore there is no requirement to discuss financial risks arising from syndicate investment activities. The analysis below provides details of the financial risks the LLP is exposed to from syndicate insurance activities as required by FRS 103.

Syndicate risks

i Liquidity risk

The Syndicates are exposed to daily calls on their available cash resources, principally from claims arising from its insurance business. Liquidity risk arises where cash may not be available to pay an obligation when due, or to ensure compliance with the Syndicate's obligations under the various trust deeds to which it is party.

The Syndicates aim to manage their liquidity position so that they can fund claims arising from significant catastrophic events, as modelled in their Lloyd's realistic disaster scenarios ("RDS").

GREETWELL LLP

NOTES TO THE ACCOUNTS - ACCOUNTING POLICIES **FOR THE YEAR ENDED 31 DECEMBER 2020**

ii Credit risk

Credit ratings to syndicate assets emerging directly from insurance activities, excluding cash at bank and financial investments, which are neither past due nor impaired are as follows:

| 2020 | AAA | AA | A | BBB or lower | Not rated | Total |
|--|--------|---------|---------|--------------|-----------|-----------|
| | £ | £ | £ | £ | £ | £ |
| Deposits with ceding undertakings | - | - | - | - | 106 | 106 |
| Reinsurers share of claims outstanding | 26,644 | 166,513 | 417,948 | 12,420 | 46,897 | 670,422 |
| Reinsurance debtors | 205 | 7,874 | 29,109 | 3,839 | 7,019 | 48,046 |
| Insurance debtors | - | - | - | - | 293,458 | 293,458 |
| | 26,849 | 174,387 | 447,057 | 16,259 | 347,480 | 1,012,032 |

| 2019 | AAA | AA | A | BBB or lower | Not rated | Total |
|--|--------|---------|---------|--------------|-----------|---------|
| | £ | £ | £ | £ | £ | £ |
| Deposits with ceding undertakings | - | - | - | - | 110 | 110 |
| Reinsurers share of claims outstanding | 31,200 | 132,327 | 415,480 | 914 | 44,608 | 624,529 |
| Reinsurance debtors | 310 | 5,236 | 23,888 | 717 | 11,795 | 41,946 |
| Insurance debtors | - | - | - | - | 272,439 | 272,439 |
| | 31,510 | 137,563 | 439,368 | 1,631 | 328,952 | 939,024 |

Syndicate assets emerging directly from insurance activities, excluding cash at bank and financial investments, past their due date or impaired are as follows:

| 2020 | Less than 3 months | Between 3 and 6 months | Between 6 months and 1 year | Greater than 1 year | Impaired | Total past due or impaired |
|--|--------------------|------------------------|-----------------------------|---------------------|----------|----------------------------|
| | £ | £ | £ | £ | £ | £ |
| Deposits with ceding undertakings | - | - | - | - | - | - |
| Reinsurers share of claims outstanding | - | - | - | - | (91) | (91) |
| Reinsurance debtors | 20,508 | 2,825 | 1,026 | 498 | (1) | 24,856 |
| Insurance debtors | 16,200 | 7,017 | 8,150 | 4,980 | (88) | 36,259 |
| | 36,708 | 9,842 | 9,176 | 5,478 | (180) | 61,024 |

| 2019 | Less than 3 months | Between 3 and 6 months | Between 6 months and 1 year | Greater than 1 year | Impaired | Total past due or impaired |
|--|--------------------|------------------------|-----------------------------|---------------------|----------|----------------------------|
| | £ | £ | £ | £ | £ | £ |
| Deposits with ceding undertakings | - | - | - | - | - | - |
| Reinsurers share of claims outstanding | - | - | - | - | (90) | (90) |
| Reinsurance debtors | 11,274 | 1,819 | 791 | 279 | (2) | 14,161 |
| Insurance debtors | 14,867 | 4,497 | 4,907 | 4,491 | (146) | 28,616 |
| | 26,141 | 6,316 | 5,698 | 4,770 | (238) | 42,687 |

GREETWELL LLP

NOTES TO THE ACCOUNTS - ACCOUNTING POLICIES FOR THE YEAR ENDED 31 DECEMBER 2020

iii Interest rate and equity price risk

Interest rate risk and equity price risk is the risk that the fair value of future cash flows of financial instruments will fluctuate because of changes in market interest rates and market prices, respectively.

iv Currency risk

The Syndicates' main exposure to foreign currency risk arises from insurance business originating overseas, primarily denominated in US Dollars. Transactions denominated in US Dollars form a significant part of the Syndicates' operations. This risk is, in part, mitigated by the Syndicates maintaining financial assets denominated in US Dollars against its major exposures in that currency.

The table below provides details of Syndicate assets and liabilities by currency:

| 2020 | GBP £ | USD £ converted | EUR £ converted | CAD £ converted | Other £ converted | Total £ converted |
|--------------------------------|-----------|--------------------|--------------------|--------------------|----------------------|----------------------|
| Total assets | 574,401 | 2,210,644 | 137,870 | 316,397 | 57,039 | 3,296,351 |
| Total liabilities | (735,363) | (2,286,853) | (125,681) | (251,636) | (31,044) | (3,430,577) |
| Surplus/(deficiency) of assets | (160,962) | (76,209) | 12,189 | 64,761 | 25,995 | (134,226) |

| 2019 | GBP £ | USD £ converted | EUR £ converted | CAD £ converted | Other £ converted | Total £ converted |
|--------------------------------|-----------|--------------------|--------------------|--------------------|----------------------|----------------------|
| Total assets | 513,134 | 2,047,996 | 143,188 | 235,772 | 36,323 | 2,976,413 |
| Total liabilities | (701,774) | (2,121,919) | (98,635) | (208,735) | (30,125) | (3,161,188) |
| Surplus/(deficiency) of assets | (188,640) | (73,923) | 44,553 | 27,037 | 6,198 | (184,775) |

Partnership risks

i Investment, credit, liquidity and currency risks

The significant risks faced by the LLP are with regard to the investment of the available funds within its own custody. The elements of these risks are investment risk, credit risk, liquidity risk, currency risk and interest rate risk. The main liquidity risk would arise if a Syndicate had inadequate liquid resources for a large claim and sought funds from the LLP to meet the claim. In order to minimise investment, credit and liquidity risk the LLP's funds are invested in readily realisable short term deposits. The Syndicates can distribute their results in Pound Sterling, US Dollars or a combination of the two. The LLP is exposed to movements in the US Dollar between the financial reporting date and the distribution of the underwriting profits and losses, which is usually in the May following the closure of the year of account. The LLP does not use derivative instruments to manage risk and, as such, no hedge accounting is applied.

ii Regulatory risks

The LLP is subject to continuing approval by Lloyd's to be a member of a Lloyd's syndicate. The risk of this approval being removed is mitigated by monitoring and fully complying with all requirements in relation to membership of Lloyd's. The capital requirements to support the proposed amount of syndicate capacity for future years are subject to the requirements of Lloyd's. A variety of factors are taken into account by Lloyd's in setting these requirements including market conditions and syndicate performance and although the process is intended to be fair and reasonable, the requirements can fluctuate from one year to the next, which may constrain the volume of underwriting the LLP is able to support.

iii Operational risks

As there are relatively few transactions actually undertaken by the LLP there are only limited systems and operational requirements of the LLP and therefore operational risks are not considered to be significant. Close involvement of all Members in the LLP's key decision making and the fact that the majority of the LLP's operations are conducted by syndicates, provides control over any remaining operational risks.

GREETWELL LLP

NOTES TO THE FINANCIAL STATEMENTS FOR THE YEAR ENDED 31 DECEMBER 2020

| 5 Class of business | Gross written premiums | Gross premiums earned | Gross claims incurred | Operating expenses | Reinsurance balance |
|-----------------------------------|------------------------|-----------------------|-----------------------|--------------------|---------------------|
| | £ | £ | £ | £ | £ |
| 2020 | | | | | |
| Direct | | | | | |
| Accident and health | 49,954 | 51,122 | (44,497) | (18,475) | (635) |
| Motor - third party liability | 3,912 | 3,619 | (3,046) | (1,141) | 186 |
| Motor - other classes | 65,174 | 65,391 | (43,723) | (20,790) | (828) |
| Marine, aviation and transport | 143,326 | 134,845 | (73,983) | (43,138) | (10,910) |
| Fire and other damage to property | 425,612 | 406,519 | (239,135) | (123,867) | (47,365) |
| Third party liability | 389,236 | 368,352 | (228,546) | (114,184) | (19,989) |
| Credit and suretyship | 37,690 | 39,102 | (109,536) | (11,364) | 30,183 |
| Other | 3,507 | 3,429 | (1,835) | (1,178) | (363) |
| Total direct | 1,118,411 | 1,072,379 | (744,301) | (334,137) | (49,721) |
| Reinsurance business | | | | | |
| Reinsurance balance | 462,179 | 448,257 | (271,579) | (98,274) | (63,616) |
| Total | 1,580,590 | 1,520,636 | (1,015,880) | (432,411) | (113,337) |
| 2019 | £ | £ | £ | £ | £ |
| Direct | | | | | |
| Accident and health | 46,277 | 48,802 | (29,218) | (21,249) | (2,730) |
| Motor - third party liability | 3,721 | 4,524 | (2,279) | (1,309) | (94) |
| Motor - other classes | 70,472 | 69,507 | (41,623) | (22,582) | (2,103) |
| Marine, aviation and transport | 113,836 | 116,441 | (56,897) | (38,296) | (8,519) |
| Fire and other damage to property | 408,392 | 386,879 | (210,765) | (113,453) | (49,465) |
| Third party liability | 379,508 | 371,720 | (229,622) | (118,926) | (3,712) |
| Credit and suretyship | 38,978 | 38,528 | (17,599) | (11,870) | (4,563) |
| Other | 3,559 | 3,395 | (228) | (1,578) | (149) |
| Total direct | 1,064,743 | 1,039,796 | (588,231) | (329,263) | (71,335) |
| Reinsurance business | | | | | |
| Reinsurance balance | 390,262 | 359,802 | (333,998) | (75,549) | 5,843 |
| Total | 1,455,005 | 1,399,598 | (922,229) | (404,812) | (65,492) |

Any open year loss provisions, stop loss premiums and stop loss recoveries have been allocated across the classes of business by reference to the gross premiums written.

GREETWELL LLP

NOTES TO THE FINANCIAL STATEMENTS (continued) **FOR THE YEAR ENDED 31 DECEMBER 2020**

| 6 Geographical analysis | 2020 | 2019 |
|-----------------------------------|------------------|------------------|
| | £ | £ |
| Direct gross premiums written in: | | |
| United Kingdom | 1,118,316 | 1,064,743 |
| EU member states | 95 | - |
| The rest of the world | - | - |
| Total | 1,118,411 | 1,064,743 |

7 Technical provisions

Movement in claims outstanding

| | 2020 | | | 2019 | | |
|-------------------------------|--------------------|--------------------|--------------------|--------------------|--------------------|--------------------|
| | Gross | Reinsurance | Net | Gross | Reinsurance | Net |
| | £ | £ | £ | £ | £ | £ |
| At 1 January | (2,208,830) | 267,367 | (1,941,463) | (2,127,502) | 270,050 | (1,857,452) |
| Movement in technical account | (210,979) | 51,590 | (159,389) | (177,683) | 71,138 | (106,545) |
| Other movements | 39,076 | (30,649) | 8,427 | 96,355 | (73,821) | 22,534 |
| At 31 December | (2,380,733) | 288,308 | (2,092,425) | (2,208,830) | 267,367 | (1,941,463) |

Movement in unearned premiums

| | 2020 | | | 2019 | | |
|-------------------------------|------------------|--------------------|------------------|------------------|--------------------|------------------|
| | Gross | Reinsurance | Net | Gross | Reinsurance | Net |
| | £ | £ | £ | £ | £ | £ |
| At 1 January | (629,069) | 120,335 | (508,734) | (595,606) | 112,569 | (483,037) |
| Movement in technical account | (59,954) | 12,993 | (46,961) | (55,407) | 11,167 | (44,240) |
| Other movements | 15,888 | (3,485) | 12,403 | 21,944 | (3,401) | 18,543 |
| At 31 December | (673,135) | 129,843 | (543,292) | (629,069) | 120,335 | (508,734) |

Movement in deferred acquisition costs

| | 2020 | 2019 |
|--|----------------|----------------|
| | Net | Net |
| | £ | £ |
| At 1 January | 164,571 | 159,708 |
| Movement in deferred acquisition costs | 7,111 | 8,283 |
| Other movements | (3,953) | (3,420) |
| At 31 December | 167,729 | 164,571 |

Included within other movements are foreign exchange movements in restating the opening balances and the effect of prior years' technical provisions being reinsured to close, to the extent where the LLP's syndicate participation portfolio has changed between years of account.

GREETWELL LLP

NOTES TO THE FINANCIAL STATEMENTS (continued) FOR THE YEAR ENDED 31 DECEMBER 2020

7 Technical provisions (continued)

Assumptions, changes in assumptions and sensitivity

The majority of the risks to the LLP's future cash flows arise from its participation in the results of Lloyd's syndicates and are mostly managed by the managing agents of the syndicates. The LLP's role in managing these risks, in conjunction with the LLP's members' agent, is limited to a selection of syndicate participations and monitoring the performance of the syndicates and their managing agents.

The amounts carried by the LLP arising from insurance contracts are calculated by the managing agents of the syndicates and derived from accounting information provided by the managing agents and reported upon by the syndicate auditors.

The key assumptions underlying the amounts carried by the LLP arising from insurance contracts are:

- i The net premiums written calculated by the managing agent are an accurate assessment of the premiums payable as a result of the risks contractually committed to up to the financial reporting date.
- ii The net unearned premiums calculated by the managing agent are an accurate assessment of the net premiums written that reflect the exposure to risks arising after the financial reporting date, including appropriate allowance for anticipated losses in excess of the unearned premium.
- iii The claims reserves calculated by the managing agents are an accurate assessment of the ultimate liabilities in respect of claims relating to events up to the financial reporting date.
- iv The potential ultimate result of run-off year results has been accurately estimated by the managing agents.
- v The values of investments and other assets and liabilities are correctly stated at their realisable values at the financial reporting date.

There have been no changes to these assumptions in 2020.

The amounts carried by the LLP arising from insurance contracts are sensitive to various factors as follows:

- i A 5% increase/decrease in net earned premium (with claims incurred assumed to change pro-rata with premium) will increase/decrease the LLP's pre-tax profit/loss by £19,571 (2019: £20,594).
- ii A 5% increase/decrease in the managing agents' calculation of gross claims reserves will decrease/increase the LLP's pre-tax profit/loss by £119,037 (2019: £110,442).
- iii A 5% increase/decrease in the managing agents' calculation of net claims reserves will decrease/increase the LLP's pre-tax profit/loss by £104,621 (2019: £97,073).

| Claims development - Gross | At the end of underwriting year | After 12 months | After 24 months | After 36 months | Profit/loss on RITC received |
|----------------------------|---------------------------------------|--------------------|--------------------|--------------------|------------------------------------|
| Underwriting pure year | £ | £ | £ | £ | £ |
| 2020 | 537,817 | - | - | - | - |
| 2019 | 492,917 | 914,855 | - | - | - |
| 2018 | 524,775 | 936,640 | 984,276 | - | - |

| Claims development - Net | At the end of underwriting year | After 12 months | After 24 months | After 36 months | Profit/loss on RITC received |
|--------------------------|---------------------------------------|--------------------|--------------------|--------------------|------------------------------------|
| Underwriting pure year | £ | £ | £ | £ | £ |
| 2020 | 388,111 | - | - | - | - |
| 2019 | 348,151 | 673,764 | - | - | - |
| 2018 | 362,778 | 663,272 | 703,608 | - | - |

GREETWELL LLP

NOTES TO THE FINANCIAL STATEMENTS (continued) FOR THE YEAR ENDED 31 DECEMBER 2020

8 Investment return

The following return on investments relate to investments held at fair value.

| | 2020 £ | 2019 £ |
|-----------------------------------|----------------|----------------|
| Investment income | 30,083 | 31,561 |
| Dividend income | 3 | 6 |
| Interest on cash at bank | 1,594 | 5,032 |
| Other interest and similar income | 1,182 | 1,200 |
| | 32,862 | 37,799 |
| Realised gain on investments | 11,236 | 9,423 |
| Unrealised gain on investments | 17,959 | 15,845 |
| Realised loss on investments | (8,349) | (5,988) |
| Unrealised loss on investments | (6,816) | (2,294) |
| Investment income | 46,892 | 54,785 |
| Investment expenses and charges | (1,146) | (1,522) |
| Total investment return | 45,746 | 53,263 |

9 Net operating expenses

| | 2020 £ | 2019 £ |
|-------------------------|----------------|----------------|
| Acquisition costs | 315,846 | 308,627 |
| Administrative expenses | 119,995 | 101,501 |
| Profit on exchange | (3,430) | (5,316) |
| Total | 432,411 | 404,812 |

10 Other income

| | 2020 £ | 2019 £ |
|--|------------|-----------|
| Profit on sale of syndicate participation rights | 792 | - |
| Other | - | - |
| Total | 792 | - |

GREETWELL LLP

NOTES TO THE FINANCIAL STATEMENTS (continued) FOR THE YEAR ENDED 31 DECEMBER 2020

| 11 | Profit/(loss) for the financial year before members' remuneration and profit shares | 2020 £ | 2019 £ |
|----|---|-----------|-----------|
| | This is stated after charging: | | |
| | Auditor's remuneration - audit | 375 | 375 |
| | Amortisation of syndicate capacity | 16,390 | 26,387 |

The partnership has no employees.

The average number of members during the period was 4 (2019: 4).

| 12 | Intangible assets | Syndicate Participation Rights £ |
|----|-----------------------|-------------------------------------|
| | Cost | |
| | At 1 January 2020 | 365,432 |
| | Additions | - |
| | Disposals | (3,777) |
| | At 31 December 2020 | 361,655 |
| | Amortisation | |
| | At 1 January 2020 | 331,146 |
| | Charge for the year | 16,390 |
| | Impairment losses | - |
| | Disposals | (3,557) |
| | At 31 December 2020 | 343,979 |
| | Net book value | |
| | At 31 December 2020 | 17,676 |
| | At 31 December 2019 | 34,286 |

GREETWELL LLP

NOTES TO THE FINANCIAL STATEMENTS (continued) **FOR THE YEAR ENDED 31 DECEMBER 2020**

| 13 Investments: Financial investments | | | | | 2020 |
|---|-----------|---------|------------------|------------------|------------------|
| | | £ | Syndicate £ | Partnership £ | Total £ |
| <i>At market value</i> | | | | | |
| Shares and other variable yield securities | - level 1 | 30,135 | | | |
| | - level 2 | 150,774 | | | |
| | - level 3 | 18,948 | 199,857 | - | 199,857 |
| Debt securities and other fixed income securities | - level 1 | 357,785 | | | |
| | - level 2 | 757,773 | | | |
| | - level 3 | - | 1,115,558 | - | 1,115,558 |
| Participation in investment pools | - level 1 | 259 | | | |
| | - level 2 | 1,128 | | | |
| | - level 3 | 880 | 2,267 | - | 2,267 |
| Loans guaranteed by mortgage | - level 1 | - | | | |
| | - level 2 | - | | | |
| | - level 3 | - | - | - | - |
| Other | - level 1 | 28,736 | | | |
| | - level 2 | 34,435 | | | |
| | - level 3 | 2,804 | 65,975 | - | 65,975 |
| Total | | | 1,383,657 | - | 1,383,657 |

None of the above investments are valued at amortised cost.

| | | | | | 2019 |
|---|-----------|---------|------------------|------------------|------------------|
| | | £ | Syndicate £ | Partnership £ | Total £ |
| <i>At market value</i> | | | | | |
| Shares and other variable yield securities | - level 1 | 52,465 | | | |
| | - level 2 | 138,292 | | | |
| | - level 3 | 1,765 | 192,522 | - | 192,522 |
| Debt securities and other fixed income securities | - level 1 | 294,570 | | | |
| | - level 2 | 699,214 | | | |
| | - level 3 | - | 993,784 | - | 993,784 |
| Participation in investment pools | - level 1 | 2,928 | | | |
| | - level 2 | 5,976 | | | |
| | - level 3 | 2,267 | 11,171 | - | 11,171 |
| Loans guaranteed by mortgage | - level 1 | - | | | |
| | - level 2 | - | | | |
| | - level 3 | - | - | - | - |
| Other | - level 1 | 18,218 | | | |
| | - level 2 | 18,807 | | | |
| | - level 3 | 1,569 | 38,594 | - | 38,594 |
| Total | | | 1,236,071 | - | 1,236,071 |

The partnership investments held include £Nil (2019: £Nil) at market value in respect of Lloyd's deposits that are held in accordance with the constraints detailed in note 23.

GREETWELL LLP

NOTES TO THE FINANCIAL STATEMENTS (continued) FOR THE YEAR ENDED 31 DECEMBER 2020

13 Investments: Financial investments (continued)

The LLP uses the following hierarchy for determining and disclosing the fair value of financial investments by valuation technique:

Level 1: quoted (unadjusted) prices in active markets for identical assets

Level 2: prices based on recent transactions in identical assets

Level 3: prices determined using a valuation technique

None of the above investments are valued at amortised cost.

| | Syndicate | Partnership | 2020 Total | 2019 Total |
|---|------------------|-------------|------------------|------------------|
| | £ | £ | £ | £ |
| At cost | | | | |
| Shares and other variable yield securities | 194,714 | - | 194,714 | 182,836 |
| Debt securities and other fixed income securities | 1,101,664 | - | 1,101,664 | 990,718 |
| Participation in investment pools | 2,113 | - | 2,113 | 11,037 |
| Loans guaranteed by mortgage | 1,777 | - | 1,777 | - |
| Other loans | 9,152 | - | 9,152 | 2,816 |
| Deposits with credit institutions | 1,567 | - | 1,567 | 2,928 |
| Other | 50,927 | - | 50,927 | 32,030 |
| Total | 1,361,914 | - | 1,361,914 | 1,222,365 |

14 Debtors arising out of direct insurance and reinsurance operations

| | Syndicate | Partnership | 2020 Total | 2019 Total |
|---|--------------|-------------|---------------|---------------|
| | £ | £ | £ | £ |
| The following amounts are due after one year: | | | | |
| Direct insurance operations | 4,784 | - | 4,784 | 5,140 |
| Reinsurance operations | 4,439 | - | 4,439 | 4,192 |
| Total | 9,223 | - | 9,223 | 9,332 |

15 Other debtors

| | Syndicate | Partnership | 2020 Total | 2019 Total |
|----------------------|----------------|-------------|----------------|----------------|
| | £ | £ | £ | £ |
| Deferred tax | - | - | - | - |
| Early profit release | - | - | - | - |
| Other | 361,010 | - | 361,010 | 317,271 |
| Total | 361,010 | - | 361,010 | 317,271 |

Syndicate other debtors includes £81,561 (2019: £63,439) due to the LLP after more than one year.

Partnership other debtors includes £Nil (2019: £Nil) due to the LLP from the members.

16 Cash at bank

| | Syndicate | Partnership | 2020 Total | 2019 Total |
|--------------------------|----------------|---------------|----------------|----------------|
| | £ | £ | £ | £ |
| Lloyd's deposit | 97,745 | 66,961 | 164,706 | 180,942 |
| Cash at bank and in hand | 83,779 | 1,299 | 85,078 | 85,126 |
| Total | 181,524 | 68,260 | 249,784 | 266,068 |

Any Lloyd's deposit is held in accordance with the constraints detailed in note 23.

GREETWELL LLP

NOTES TO THE FINANCIAL STATEMENTS (continued) **FOR THE YEAR ENDED 31 DECEMBER 2020**

17 Other creditors

| | Syndicate £ | Partnership £ | 2020 £ | 2019 £ |
|-----------------------|----------------|------------------|---------------|---------------|
| Other creditors | 68,750 | 600 | 69,350 | 33,730 |
| Social security costs | - | - | - | - |
| Cash calls | - | - | - | - |
| Total | 68,750 | 600 | 69,350 | 33,730 |

18 Financial liabilities

| | | |
|--|-----------|-----------|
| All financial liabilities are measured at amortised cost except for: | 2020 £ | 2019 £ |
| Amounts due to credit institutions | - | - |

Amounts due to credit institutions

This liability has been disclosed at fair value using a valuation technique.

The LLP uses the following hierarchy for determining and disclosing the fair value of financial investments by valuation technique:

Level 1: quoted (unadjusted) prices in active markets for identical liabilities

Level 2: prices based on recent transactions in identical liabilities

Level 3: prices determined using a valuation technique

19 Analysis of changes in net debt

| | At 1 Jan 2020 £ | Cash flow £ | Acquisitions £ | Other non - cash changes £ | Exchange movement £ | At 31 Dec 2020 £ |
|----------------------------------|--------------------|-----------------|-------------------|----------------------------------|---------------------------|------------------------|
| Cash and cash equivalents | | | | | | |
| Cash | 105,339 | (35,976) | - | - | (1,103) | 68,260 |
| Overdrafts | - | - | - | - | - | - |
| Cash equivalents | - | - | - | - | - | - |
| | 105,339 | (35,976) | - | - | (1,103) | 68,260 |
| Borrowings | | | | | | |
| Debt due within one year | - | - | - | - | - | - |
| Debt due after one year | - | - | - | - | - | - |
| | - | - | - | - | - | - |
| Total | 105,339 | (35,976) | - | - | (1,103) | 68,260 |

20 Reconciliation of loss before tax to net cash (outflow)/inflow from operating activities

| | 2020 £ | As restated 2019 £ |
|---|-----------------|--------------------------|
| Loss before tax | (45,266) | (3,072) |
| Finance costs | - | - |
| Finance income | (929) | (3,289) |
| Prior year result distributable in year | (61,445) | 47,068 |
| (Profit)/Loss on sale of syndicate participation rights | (792) | - |
| Increase/(Decrease) in creditors | 23,914 | (68,929) |
| Increase in debtors | (3,298) | (2,475) |
| Amortisation and impairment of syndicate participation rights | 16,390 | 26,387 |
| Exchange gains and losses | 1,103 | 5,827 |
| Net cash (outflow)/inflow from operating activities | (70,323) | 1,517 |

Note that the current year technical profit of £3,298, which has not been distributed in the year, is included within the increase in debtors line above.

GREETWELL LLP

NOTES TO THE FINANCIAL STATEMENTS (continued) FOR THE YEAR ENDED 31 DECEMBER 2020

21 Related party transactions

There have been no related party transactions in the year other than making available assets to support the LLP's Lloyd's underwriting as detailed in note 23 below.

22 Ultimate controlling party

The LLP is controlled by Mr G R Tuthill and Mrs I D Tuthill.

23 Funds at Lloyd's

Cash balances of £66,961 detailed in note 16 and investments of £Nil detailed in note 13 are held within the LLP's Lloyd's deposit.

The Lloyd's deposit represents funds deposited with the Corporation of Lloyd's (Lloyd's) to support the LLP's underwriting activities as described in the accounting policies. The LLP has entered into a legal agreement with Lloyd's which gives the Corporation the right to apply these funds in settlement of any claims arising from the LLP's participation on Lloyd's Syndicates. These funds can only be released from the provision of this deed with Lloyd's express permission and only in circumstances where the amounts are either replaced by an equivalent asset or after the expiration of the LLP's liabilities in respect of its underwriting.

The LLP's Lloyd's underwriting is supported by a guarantee of £725,000 (2019: £725,000) from Svenska Handels banken AB. The assets supporting the bank guarantee have been provided by the members of the LLP.

In addition to these amounts, the members of the LLP have also made available to Lloyd's assets amounting to approximately £150,199 (2019: £41,207) which are also used by the LLP to support its Lloyd's underwriting. These assets have not been recognised in the financial statements as they are held in the individual Member's name.

24 A prior year adjustment has been made to bring in the bank guarantee fee relating to the year ended 31 December 2019. The adjustment has resulted in a decrease in profit of £10,875.