


Company Registration No. 05813575 England & Wales

**ALPHA PROSPECTS LIMITED**  
**REPORT AND FINANCIAL STATEMENTS**  
**YEAR ENDED 28 FEBRUARY 2023**

WEDNESDAY



\*AC920HZM\*

A17

02/08/2023

#59

COMPANIES HOUSE

# **ALPHA PROSPECTS LIMITED**

## **COMPANY INFORMATION**

---

<b>Directors</b>	C K Foster S Freudmann
<b>Secretary</b>	C K Foster
<b>Company Number</b>	05813575
<b>Registered Office</b>	Fisher and Partners Princes Drive Estate Coventry Road Kenilworth, Warwickshire CV8 2FD
<b>Bankers</b>	CashPlus Bank Plc One London Wall London EC2Y 5EB
<b>Solicitors</b>	Bracher Rawlins LLP 77 Kingsway London, WC2B 6SR
<b>Registrars</b>	Share Registrars Limited 27/28 Eastcastle Street London, W1W 8DH

---

# ALPHA PROSPECTS LIMITED

---

CONTENTS:	Page
Chairman's Statement	1
Strategic Report	2
Directors' Report	3
Statement of Directors' Responsibilities	- 5 -
Income Statement	6
Statement of Comprehensive Income	7
Statement of Financial Position	8
Statement of Changes in Equity	9
Cash Flow Statement	10
Notes to the Financial Statements	11

---

# ALPHA PROSPECTS LIMITED

## CHAIRMAN'S STATEMENT

---

I am pleased to present the financial results for Alpha Prospects Limited for the 12month period ending 28 February 2023

The comprehensive loss for the period was £29,726 which was in line with the Board's expectations. Total assets increased from £2,973,434 to £12,908,329 due to the acquisitions made in the year.

The Company currently holds 11 investments in a range of companies across several sectors but in recent years the Company has focussed on the energy sector and in particular taken up "green energy" opportunities where the primary goal is to reduce emissions of gases that are harmful to the World's environment..

### Share issued

During the period the Company has issued

1. 73,733,277 Ordinary shares at 10p
2. 37,164,300 Ordinary shares at 7p
3. 1,382,000 warrants exercised at a price of 2p

Between 1 March and 31 August 2023, 1,097,663 ordinary shares were issued at 10p.

### US Technology License Acquisition

The Company has purchased in March 2022 from Strike Foundation, Strategic Technology and Strike Group Zero (SGZ) a license and intellectual property for the specialised technology which eliminates chimney emissions from both coal and wood burning power stations. This license agreement is for the area of the USA and the Company has an option for Canada and Mexico,

SGZ has developed proven new technologies that can achieve record reductions in Carbon Dioxide (CO<sub>2</sub>) Carbon Monoxide and other toxic gas emissions. We are confident that by the adoption of this technology it will ensure that power stations around the World will satisfy current ESG concerns and probably future ones as it is so environmentally beneficial. The purchase price for the US Chimney Licence was £5.25m. The Company has settled this by the issue of 75m Alpha Prospect ordinary shares at 7p each. Subsequently in September 2022 the Company purchased an additional licence from Strike Foundation for Europe. The purchase price being £5.25m, settled by the issue of 52.5m shares at 10p each.

SGZ have working examples in Canada. Australia, Maldives, Thailand and the UK.

### Thailand

AP has also entered into a joint venture with SGZ regarding the use of SGZ technology for retrofitting motor vehicles in Thailand by significantly reducing exhaust emissions.


### Clifton Africa

Through its subsidiary Stratton Estates has signed a contract with the Ministry of Construction, Housing and Urban Planning to construct 10,000 homes in Cote d'Ivoire (Ivory Coast), Africa over the next 10 years

### Post 28 February 2023

In May the Company announced it signed an agreement with Strike Energy Inc to transfer its licencing interests in the MSAART technology in exchange for 15% of the share capital of Strike Energy Inc. In July the company announced that it owns 10% of Strike Foundation Guarantee Limited. These investments will form one of the main pillars of growth for the Company as the MSAART technology is deployed around the globe.

Finally, on behalf of the Board I would like to take this opportunity of thanking the Company's advisors for their support and assistance throughout the year.



Dr. Steven Freudmann  
Chairman

Company website: <http://www.alphaprospectsplc.com>

# ALPHA PROSPECTS LIMITED

## STRATEGIC REPORT

---

The Directors present their strategic report on the Company for the year ended 28 February 2023

### Review of business

Information on the Company's activities is contained in the Chairman's Statement on page 1.

### Key performance indicators

Management regularly review financial results compared to budgets and forecasts. In addition, key performance indicators are monitored to highlight any unexpected trends and appropriate action taken if required. These KPIs include:

- The commerciality of each investment is evaluated regularly.
- Costs are monitored against plan and current needs.
- Cash is monitored closely to ensure the Company avoids an overdraft at all times.

### Future developments

The Directors believe the business is well positioned to grow over the next 5 years. Our focus is to continue specialising in investing in small companies which we believe will produce both asset and/or profit growth.

Our strategy also recognises that while profits and growth are key, with success comes responsibility and we therefore look to play an important role in supporting the communities our investee companies operate in and being mindful of their impact they have on the environment.

By Alpha investing in a diverse selection of investments, both in industries and regions, the Company view is that it is protected from the business cycle in any one sector.

Alpha plans to continue to grow by acquisition, using its shares as currency until such time as certain investments have been realised for cash or dividends received, at which point the Company will look to commence a progressive dividend policy.

By order of the Board,



C K Foster  
Director

31 July 2023

# ALPHA PROSPECTS LIMITED

## DIRECTORS' REPORT

---

The Directors present their report and the audited financial statements of the Company for the year ended 28 February 2023.

### Principal activities

The principal activity of the Company was acquiring or investing in listed and unlisted companies.

### Results and dividends

The Directors do not recommend the payment of a dividend for the year.

### Directors

The following directors have held office since 1 March 2022:

C K Foster

S Freudmann

### Directors' interests

The Directors' interests in the share capital of the Company at the period-end were as stated below:

	Ordinary Shares of 1p 2023	2022
C K Foster	100,790,455	91,451,730
S Freudmann	11,052,850	9,941,739

### Policy and practice on payment of creditors

The Company's policy is to pay its suppliers, generally, by the end of the month following that in which the suppliers' invoices are received. In respect of the financial year ended 28 February 2023, creditors' days have been calculated at 34 days (2022: 40 days).

### Financial Risk Management

The Company's exposure to the variety of financial risks is as follows:

#### (a) Market Risk

*Fair value and cash flow interest rate risk*

The company does not have significant cash balances which expose it to movements in market interest rates.

#### (b) Credit risk

Trade debtors are reviewed on a regular basis and provision is made for doubtful debts when necessary.

#### (c) Liquidity risk

The Company manages its cash and borrowing requirements in order to maximise interest income and minimise interest expense.

#### (d) Foreign exchange risk

The Company does not have any direct exposure to foreign exchange risk but indirectly through its investments.

### Capital risk management

The Company manages its capital to ensure that it will be able to continue as a going concern while maximising returns to shareholders. It is the current strategy of the Company to finance its activities from existing equity and reserves and by the issue of new equity as required.

### Other risks management

The Company's operations expose it to a variety of financial risks that include the effects of changes in interest rates, liquidity risk and credit risk. A greater proportion of the Company's assets and liabilities are denominated in sterling it has minimal exposure to foreign exchange risk. Given the size of the Company, the Directors have not delegated the responsibility of monitoring financial risk management to a sub-committee of the board.

# ALPHA PROSPECTS LIMITED

## DIRECTORS' REPORT

---

### Substantial shareholdings

On 14 July 2023, the following were holders of 3 per cent or more of the Company's issued share capital:

Registered holder	Ordinary Shares of 0.5 pence	Percentage of issued share capital
Christopher Kenneth Foster	100,790,455	21%
Salt and Rocks Real Estate	37,164,300	7.8%
TVI 2 Limited	35,205,792	7.3%
Active Energy Group plc	20,149,304	4.2%
ROK Stars plc	19,800,000	4.1%
Lunbros	19,434,666	4.0%
Derlite Limited	17,462,549	3.6%
Redford Day LLC	14,506,154	3.0%
Tony Freudmann	14,280,000	3.0%

Save as set out above, the Directors are not aware of any other persons with a holding of 3 per cent or more of the Company's issued share capital.

### Health and safety

Alpha Prospects Limited's statement of general health and safety policy is to:

- Provide adequate control of the Health & Safety risks arising from the Company's work activities;
- Consult with Company employees on matters affecting their health and safety;
- Provide and maintain safe equipment;
- Ensure safe handling and use of substances;
- Provide information, instruction and supervision for employees;
- Ensure all employees are competent to do their tasks, and to give them adequate training;
- Prevent accidents and cases of work related ill health;
- Maintain safe and healthy working conditions;
- Review and revise this policy as necessary at regular intervals

### Statement of directors' responsibilities

The statement of directors' responsibilities can be found on page 6 of these financial statements. The statement of directors' responsibilities forms part of the directors' report.

By order of the Board



C K Foster  
Director

Fisher and Partners  
Princes Drive Estate  
Coventry Road  
Kenilworth  
CV8 2FD

31 July 2023

# ALPHA PROSPECTS LIMITED

## STATEMENT OF DIRECTORS' RESPONSIBILITIES

---

The Directors are responsible for preparing the Directors' Report, Strategic Report and the financial statements in accordance with applicable law and regulations.

Company law requires the Directors to prepare financial statements for each financial year. Under that law the directors have elected to prepare the financial statements in accordance with UK adopted International Financial Accounting. Under company law the Directors must not approve the financial statements unless they are satisfied that they give a true and fair view of the state of affairs of the Company and the financial performance and cash flows of the Company for that year. In preparing these financial statements, the Directors are required to:

- select suitable accounting policies and then apply them consistently;
- make judgements and estimates that are reasonable and prudent;
- state whether in preparation of the financial statements have been prepared in accordance with International Accounting Standards; and
- prepare the accounts on the going concern basis unless it is inappropriate to presume that the company will continue in business.

The Directors are responsible for keeping adequate accounting records that are sufficient to show and explain the Company's transactions and disclose with reasonable accuracy at any time the financial position of the Company and enable them to ensure that the financial statements comply with all applicable legislation and as regard to the Company financial statements, Article 4 of the IAS Regulation. They are also responsible for safeguarding the assets of the Company and hence for taking reasonable steps for the prevention and detection of fraud and other irregularities.

The Directors are responsible for the maintenance and integrity of the corporate and financial information included on the company's website.



# ALPHA PROSPECTS LIMITED

## INCOME STATEMENT FOR THE YEAR ENDED 28 FEBRUARY 2023

		Year ended 2023	Year ended 2022
	Note	£	£
<b>Continuing operations</b>			
Revenue		-	-
Cost of sales		-	-
<b>Gross profit</b>		-	-
Administrative expenses		(25,331)	(122,922)
<b>Operating Loss</b>		(25,331)	(122,922)
Finance costs		-	-
Finance expense – net		-	-
<b>Loss before income tax</b>		(25,331)	(122,922)
Income tax expense		-	-
<b>Loss for the period from operations</b>		(25,331)	(122,922)
<b>Loss per share</b>			
Basic loss per share – continuing and total operations	12	(0.01) p	(0.03) p
Diluted loss per share – continuing and total operations	12	(0.01) p	(0.03) p

The notes on pages 11 to 16 are an integral part of these financial statements.

# ALPHA PROSPECTS PLC

## STATEMENT OF COMPREHENSIVE INCOME FOR THE YEAR ENDED 28 FEBRUARY 2023

---

	Year ended 2023	Year ended 2022
	£	£
Loss for the period	(25,331)	(122,922)
Other comprehensive loss:		
Changes in fair value of available for sale financial assets	(4,395)	(144,593)
Other comprehensive loss for the year, net of tax	(29,726)	(267,515)
Total comprehensive loss for the period	(29,726)	(267,515)

---

Items in the statement above are disclosed net of tax.

The statement of comprehensive income has been prepared on the basis that all operations are continuing operations.

The notes on pages 11 to 16 are an integral part of these financial statements.

# ALPHA PROSPECTS LIMITED

## STATEMENT OF FINANCIAL POSITION AS AT 28 FEBRUARY 2023

	Note	2023 £	2022 £
<b>Assets</b>			
<b>Non-current assets</b>			
Property, plant and equipment	4	501	762
Available-for-sale financial assets	5	2,876,426	2,880,821
Intangible assets	6	9,974,829	-
		<b>12,851,756</b>	<b>2,881,583</b>
<b>Current assets</b>			
Trade and other receivables	7	46,512	89,094
Cash and cash equivalents	8	10,061	2,757
		<b>56,573</b>	<b>91,851</b>
<b>Total assets</b>		<b>12,908,329</b>	<b>2,973,434</b>
<b>Equity</b>			
<b>Capital and reserves attributable to equity holders of the company</b>			
Ordinary shares	9	2,519,196	1,957,798
Share premium account		15,409,784	5,968,053
Retained earnings	10	(5,097,074)	(5,067,348)
<b>Total equity</b>		<b>12,831,906</b>	<b>2,858,503</b>
<b>Liabilities</b>			
<b>Current liabilities</b>			
Trade and other payables	11	76,423	114,931
		<b>76,423</b>	<b>113,431</b>
<b>Total liabilities</b>		<b>76,423</b>	<b>113,431</b>
<b>Total equity and liabilities</b>		<b>12,908,329</b>	<b>2,973,434</b>


The notes on pages 11 to 16 are an integral part of these financial statements.

For the financial year in question the Company was entitled to exemption from audit under section 477 of the Companies Act 2006 relating to small companies. No members have not required the Company to obtain an audit in accordance with section 476 of the Companies Act 2006.

The directors acknowledges their responsibilities for complying with the requirements of the Act with respect to accounting records and the preparation of accounts.

These accounts have been prepared in accordance with the provisions applicable to companies subject to the small companies' regime.

Approved by the board on 31 July 2023

  
C K Foster  
Director

Company Number: 05813575 (England & Wales)

# ALPHA PROSPECTS LIMITED

## STATEMENT OF CHANGES IN EQUITY FOR THE YEAR ENDED 28 FEBRUARY 2023

	Share capital	Share premium	Retained earnings	Total
	£	£	£	£
<b>Balance as at 1 March 2021</b>	<b>1,941,088</b>	<b>5,845,051</b>	<b>(4,799,833)</b>	<b>2,986,306</b>
Loss for the period	-	-	(122,922)	(122,922)
<b>Other comprehensive income:</b>				
Changes in fair value of available for sale financial assets	-	-	(144,593)	(144,593)
<b>Transactions with owners:</b>				
Issue of share capital	16,709	123,003	-	139,712
<b>Balance as at 28 February 2022</b>	<b>1,957,798</b>	<b>5,968,053</b>	<b>(5,067,348)</b>	<b>2,858,503</b>
Loss for the period	-	-	(25,331)	(25,331)
<b>Other comprehensive income:</b>				
Changes in fair value of available for sale financial assets	-	-	(4,395)	(4,395)
<b>Transactions with owners:</b>				
Issue of share capital	561,398	9,441,731	-	12,831,906
<b>Balance as at 28 February 2023</b>	<b>2,519,196</b>	<b>15,409,784</b>	<b>(5,097,074)</b>	<b>12,831,906</b>

The notes on pages 11 to 16 are an integral part of these financial statements.

# ALPHA PROSPECTS LIMITED

## STATEMENT OF CASH FLOWS FOR THE YEAR ENDED 28 FEBRUARY 2023

	2023	2022
	£	£
<b>Cash flows from operating activities</b>		
Loss before tax	(29,726)	(267,515)
Adjustments for:		
Depreciation	261	22
Equity-settled transactions	-	105,205
Change in value of available for sale financial assets	4,395	144,593
	(25,070)	(17,695)
Changes in working capital:		
Decrease / (Increase) in trade and other receivables	42,583	(84,775)
(Decrease) / Increase in trade and other payables	(35,709)	69,330
Cash used in operations	(18,196)	(33,140)
Interest paid	-	-
Net cash used in operating activities	(18,196)	(33,140)
<b>Cash flows from investing activities</b>		
Acquisition of plant and equipment	-	(784)
Net cash used in investing activities	-	(784)
<b>Cash flows from financing activities</b>		
Proceeds from issue of shares	28,300	34,507
Proceeds from borrowings	5,200	-
Repayment of borrowings	(8,000)	(4,000)
Net cash generated from financing activities	25,500	30,507
<b>Increase / (Decrease) in cash equivalents</b>	<b>7,304</b>	<b>(3,417)</b>
Cash and cash equivalents at beginning of year	2,757	6,174
<b>Cash and cash equivalents at end of year</b>	<b>10,061</b>	<b>2,757</b>

The notes on pages 11 to 16 are an integral part of these financial statements.

# ALPHA PROSPECTS LIMITED

## NOTES TO THE FINANCIAL STATEMENTS FOR THE YEAR ENDED 28 FEBRUARY 2023

---

### 1. GENERAL INFORMATION

Alpha Prospects Limited (the 'company') is an investment holding company.

The company is a public limited company which was listed on the GXG market until its closure of the marketplace on 18 August 2015 at which point the company de-listed from the market. The company was incorporated and is domiciled in the UK. The address of its registered office is Fisher and Partners, Princes Drive Estate, Coventry Road, Kenilworth, Warwickshire, CV8 2FD

### 2. SUMMARY OF SIGNIFICANT ACCOUNTING POLICIES

The principal accounting policies applied in the preparation of these financial statements are set out below. These policies have been applied consistently to all the years presented unless otherwise stated.

#### 2.1 Basis of preparation

These consolidated financial statements have been prepared in accordance with UK adopted International Accounting Standards. The functional and presentational currency for the financial statements is Sterling. The financial statements have been prepared under the historical cost convention, as modified by financial assets and financial liabilities at fair value through profit or loss.

The preparation of financial statements in conformity with IFRS requires the use of certain critical accounting estimates. It also requires management to exercise its judgement in the process of applying the Group's accounting policies. The areas involving a higher degree of judgement or complexity, or areas where assumptions and estimates are significant to the consolidated financial statements are disclosed in note 3.

##### 2.1.1 Going concern

The Board has a strategic plan for the next two years which sees the Company towards profitability. Central to this are proposed cash injection, monetisation of available for sale financial assets and fundraising.

Whilst the Directors are presently uncertain as to the outcome of the fundraising, they believe that it is appropriate for the financial statements to be prepared on the going concern basis having considered the forecasts for the twelve-month period from the date of signing these financial statements and believe that the Company's financial resources will be sufficient to enable the Company to continue in operation for the foreseeable future after taking into account the successful and planned fundraising. The financial statements do not include any adjustments that would result if the Company is unable to continue as a going concern.

##### 2.1.2 New and revised standards

There are a number of standards, amendments to standards, and interpretations which have been issued by the IASB that are effective in future accounting periods that the group has decided not to adopt early.

The following amendments are effective for periods beginning on or after 1 January 2023:

- *Disclosure of Accounting Policies* (Amendments to IAS 1 and IFRS Practice Statement 2);
- *Definition of Accounting Estimates* (Amendments to IAS 8); and
- *Deferred Tax Related to Assets and Liabilities arising from a Single Transaction* (Amendments to IAS 12).

The following amendments are effective for periods beginning on or after 1 January 2024:

- *IFRS 16 Leases* (Amendment - Liability in a Sale and Leaseback);
- *IAS 1 Presentation of Financial Statements* (Amendment - Classification of Liabilities as Current or Non-Current); and
- *IAS 1 Presentation of Financial Statements* (Amendment - Current Liabilities with Covenants).

The Company does not expect any of the amendments issued by the IASB, but not yet effective, to have a material impact on the Company.

# ALPHA PROSPECTS LIMITED

## NOTES TO THE FINANCIAL STATEMENTS FOR THE YEAR ENDED 28 FEBRUARY 2023

---

### *2.2 Property, plant and equipment*

All property, plant and equipment are stated at historical cost less depreciation. Historical cost includes expenditure that is directly attributable to the acquisition of the items.

All assets are depreciated in order to write off the costs, less anticipated residual values of the assets over their useful economic lives on a straight line basis as follows:

- Computer equipment: 3 years

### *2.3 Financial assets*

The Company classifies its financial assets as either at fair value through profit and loss, or as available for sale financial assets. The Company does not hold any held to maturity financial assets.

The classification is dependent on the purpose for which the financial assets are acquired and is determined by the Directors on initial recognition.

Financial assets at fair value through profit or loss are financial assets which are held for trading. A financial asset is classified as at fair value through profit or loss if it is acquired principally for the purpose of selling in the short term. Derivatives are also classified as held for trading unless they are designated as effective hedges. Such assets are classified as current assets. Financial assets at fair value through profit or loss are shown at fair value at each reporting date with changes in fair value shown in the income statement.

Available for sale financial assets consist of equity investments in other companies where the Company does not exercise either control or significant influence. Available for sale financial assets are shown at fair value at each reporting date with changes in fair value being shown in the statement of comprehensive income.

Where financial assets are quoted the fair value at each reporting date is based on the quoted bid price at that date. Where an available for sale financial asset consists of an equity investment in an unquoted company where a reliable fair value cannot be determined, such investments are shown at cost less impairment.

### *2.4 Trade and other receivables*

Trade receivables are amounts due from customers for merchandise sold or services performed in the ordinary course of business. If collection is expected in one year or less, they are classified as current assets. If not, they are presented as non-current assets.

Trade and other receivables are recognised at fair value subsequently measured at amortised cost using the effective interest method, less any appropriate allowance for estimated irrecoverable amounts.

### *2.5 Cash and cash equivalents*

Cash and cash equivalents comprise cash at bank and in hand and other short term highly liquid deposits with original maturities of three months or less. Bank overdrafts are shown within borrowings in current liabilities on the balance sheet.

### *2.6 Share capital*

Ordinary shares of the Company are classified as equity. Mandatorily redeemable preference shares and other classes of share where an obligation exists to transfer economic benefits are classified as liabilities.

Costs directly attributable to issue of new shares are shown in equity as a deduction.

### *2.7 Reserves*

The Company financial statements include the following reserves: share premium account, shares to be issued reserve and retained earnings. Premiums paid on the issue of share capital, less any costs relating to these, are posted to the share premium account. The Company issues share options that are accounted for as share-based payments; this charge is credited to the shares to be issued reserve (see policy on share-based payments). Also the Company classifies the liability elements of convertible loan notes as part of the shares to be issued reserve. Retained earnings reserve records the accumulated losses.

### *2.8 Trade payables*

Trade payables are recognised initially at fair value and are subsequently measured at amortised cost using the effective interest method. As the payment period of trade payables is short future, cash payments are not discounted as the effect is not material.

All borrowings are classified as current unless the Group has an unconditional right to defer payment of the borrowings until at least twelve months from the balance sheet date.

# ALPHA PROSPECTS LIMITED

## NOTES TO THE FINANCIAL STATEMENTS FOR THE YEAR ENDED 28 FEBRUARY 2023

### 3. CRITICAL ACCOUNTING ESTIMATES AND JUDGEMENTS

The preparation of the Company financial statements in conformity with IFRSs as applied in accordance with the provisions of the Companies Act 2006 requires the use of certain critical accounting estimates. It also requires management to exercise its judgement in the process of applying the Company's accounting policies. Estimates and judgements are continually evaluated and are based on historical experience and other factors, including expectations of future events that are believed to be reasonable under the present circumstances.

The significant judgements made by management in applying the Company's accounting policies as set out above, and the key sources of estimation, were:

- Impairment of available for sale financial asset: At each reporting date the changes in fair value are shown in the income statement. The bid price on reporting date for quoted assets is used to determine the fair value of the asset. Where fair value cannot be reliably determined for equity investment in an unquoted company, impairment is tested annually.

### 4. PROPERTY, PLANT AND EQUIPMENT

	£
<b>Cost</b>	
At 1 March 2022	1,103
Additions	
At 28 February 2023	1,103
<b>Depreciation</b>	
At 1 March 2022	341
Charge for the year	261
At 28 February 2023	602
<b>Net Book Value at 28 February 2023</b>	<b>501</b>
<b>Cost</b>	
At 1 March 2021	319
Additions	784
At 29 February 2022	1,103
<b>Depreciation</b>	
At 1 March 2021	319
Charge for the year	22
At 29 February 2022	341
<b>Net Book Value at 29 February 2022</b>	<b>762</b>



# ALPHA PROSPECTS LIMITED

## NOTES TO THE FINANCIAL STATEMENTS FOR THE YEAR ENDED 28 FEBRUARY 2023

### 5. AVAILABLE FOR SALE FINANCIAL ASSETS

	2023	2022
	£	£
Beginning of year	2,880,821	3,025,414
Additions	-	-
(Increases) / decreases in fair value transferred to equity	(4,395)	(144,593)
<b>End of period</b>	<b>(2,876,426)</b>	<b>2,880,821</b>

Available for sale financial assets include the following:

	2023	2022
	£	£
Listed equity securities	20,217	24,612
Unlisted equity securities	2,856,209	2,856,209
	<b>(2,876,426)</b>	<b>2,880,821</b>

The fair values of unlisted securities for which a fair value can be reliably determined are calculated based on net assets per share of the related entity. Where the fair value of an unlisted security cannot be reliably determined, it is stated at cost less any provision for impairment.

### 6. INTANGIBLE ASSETS

	2023	2022
	£	£
At 1 March	-	-
Additions	9,974,829	-
<b>At 28 February</b>	<b>9,974,829</b>	<b>-</b>

The Company has purchased in March 2022 from Strike Foundation, Strategic Technology and Strike Group Zero (SGZ) a license and intellectual property for the specialised technology which eliminates chimney emissions from both coal and wood burning power stations.

### 7. TRADE AND OTHER RECEIVABLES

	2023	2022
	£	£
Trade receivables	-	-
Other receivables	26,512	19,094
Prepayments	20,000	70,000
	<b>46,512</b>	<b>89,094</b>

# ALPHA PROSPECTS LIMITED

## NOTES TO THE FINANCIAL STATEMENTS FOR THE YEAR ENDED 28 FEBRUARY 2023

### 8. CASH AND CASH EQUIVALENTS

	2023	2022
	£	£
Cash and cash equivalents in statement of cash flows	10,061	2,757

### 9. SHARE CAPITAL

	2023	2022
Issued, allotted, called up and fully paid:		
Ordinary shares	503,839,139	391,559,562
	£	£
Ordinary shares of £0.005	2,519,196	1,957,798

During the year the Company issued 2,641,825 shares.

### 10. RETAINED EARNINGS

	2023	2022
	£	£
At 1 March	(5,067,348)	(4,799,833)
Total comprehensive loss for the year	(29,726)	(267,515)
	(5,097,074)	(5,067,348)

### 11. TRADE AND OTHER PAYABLES

	2023	2022
	£	£
Trade payables	28,810	13,418
Other payables	23,879	26,680
Accruals and deferred income	23,733	74,833
	76,422	114,931

Christopher Foster (a director) was creditor of the Company at period end. Trade creditors included a liability of £25,585 (2022: £13,476) and other payables includes an unsecured creditor of £22,380 (2022: £25,180), being total amount lent to the Company at zero interest rate by Christopher Foster.

# ALPHA PROSPECTS LIMITED

## NOTES TO THE FINANCIAL STATEMENTS FOR THE YEAR ENDED 28 FEBRUARY 2023

---

### 12. LOSS PER SHARE

Basic loss per share is calculated by dividing the loss attributable to equity holders of the company by the weighted average number of ordinary shares in issue during the period.

	2023	2022
Loss attributable to equity holders of the company (£)	(25,331)	(122,922)
Weighted average number of ordinary shares in issue	437,466,913	389,358,973
<hr/>		
Basic loss per share (pence per share)	(0.01)	(0.03)

Diluted loss per share is calculated by adjusting the weighted average number of ordinary shares in issue to assume the conversion of all dilutive potential ordinary shares. Due to the loss for the year diluted loss per share is the same as the basic loss per share.

### 13. CONTROL

In the opinion of the Directors there is no one controlling party of the Company.

### 14. RELATED PARTY TRANSACTIONS

The following transactions were carried out with related parties during the period:

#### Borrowings

At 28 February 2023 the Company owed a total of £47,965 (2022: £38,656) to Christopher Foster of which £22,380 (2022: £25,180) was an unsecured loan and £25,585 (2022: £13,476) for expenses incurred on behalf of the Company.