


COMPANIES HOUSE
ACCOUNTS FOR FILING

REF NO

GRO SOLUTIONS LIMITED

REPORT AND ACCOUNTS

YEAR ENDED 30TH APRIL 2006



M. P. SAUNDERS & COMPANY

CHARTERED ACCOUNTANTS

3RD FLOOR, 1230 HIGH ROAD

WHETSTONE

LONDON N20 0LH

Company Number: 3542027 (England and Wales)

GRQ SOLUTIONS LIMITED
REPORT OF THE DIRECTOR

The Director presents his Report and the Financial Statements for the year ended 30th April 2006.

PRINCIPAL ACTIVITY

The company's principal activity is Project Management and specialist internet development projects and the development of specialised travel services and interactive TV.

DIRECTOR

The director at 30th April 2006 and his interest in the share capital of the company was as follows:


	<u>Number of Shares</u>	
	<u>2006</u>	<u>2005</u>
M C Adams esq	60	60

SMALL COMPANY RULES

These accounts have been prepared in accordance with the special provisions of Part VII of the Companies Act 1985 relating to small companies.

This report was Approved by the Board on 23rd November 2006

Signed on behalf of the Board of Directors

..........

ACCOUNTANTS' REPORT TO THE BOARD OF DIRECTORS ON THE UNAUDITED
FINANCIAL STATEMENTS OF GRQ SOLUTIONS LIMITED


In accordance with the engagement letter dated 16th January 2006 and in order to assist you to fulfil your duties under the Companies Act 1985, we have compiled the financial statements of the company which comprise the Profit and Loss Account and Balance Sheet and the related notes from the accounting records and information and explanations you have given to us.

This report is made to the Company's Board of Directors, as a body, in accordance with the terms of our engagement. Our work has been undertaken so that we might compile the financial statements that we have been engaged to compile, report to the Company's Board of Directors that we have done so, and state those matters that we have agreed to state to them in this report and for no other purpose. To the fullest extent permitted by law, we do not accept or assume responsibility to anyone other than the Company and the Company's Board of Directors, as a body, for our work or for this report.

We have carried out this engagement in accordance with technical guidance issued by the Institute of Chartered Accountants in England and Wales and have complied with the ethical guidance laid down by the Institute relating to members undertaking the compilation of financial statements.

You have acknowledged on the balance sheet your duty to ensure that the company has kept proper accounting records and to prepare financial statements for the year ended 30th April 2006 that give a true and fair view under the Companies Act 1985. You consider that the company is exempt from the statutory requirement for an audit for the year.

We have not been instructed to carry out an audit of the financial statements. For this reason, we have not verified the accuracy or completeness of the accounting records or information and explanations you have given to us and we do not, therefore, express any opinion on the financial statements.



M P SAUNDERS & COMPANY
Chartered Accountants
3rd Floor, 1230 High Road
Whetstone
London, N20 0LH.

Dated 27/11/2006

GRO SOLUTIONS LIMITED
PROFIT AND LOSS ACCOUNT FOR THE
YEAR ENDED 30TH APRIL 2006

Notes

		<u>2006</u>	<u>2005</u>
<u>TURNOVER</u>	1 (b)	124,500	81,440
Administrative Costs		(25,448)	(27,502)
		<u>99,052</u>	<u>53,938</u>
Other Income		<u>2</u>	<u>-</u>
<u>OPERATING PROFIT</u>	2	99,054	53,938
Taxation on Profit on Ordinary Activities	3	(19,409)	(11,118)
<u>PROFIT FOR THE FINANCIAL YEAR</u>		<u><u>£79,645</u></u>	<u><u>£42,820</u></u>


The notes on pages 5 to 10 form part of these financial statements.

GRO SOLUTIONS LIMITEDBALANCE SHEET AS AT 30TH APRIL 2006

	<u>Notes</u>	<u>2006</u>	<u>2005</u>
<u>FIXED ASSETS</u>			
Tangible Assets	4	1,065	1,420
<u>CURRENT ASSETS</u>			
Stock	5	65,879	65,879
Debtors	6	8,460	121
Cash at Bank		588	1,253
		<u>74,927</u>	<u>67,253</u>
<u>CURRENT LIABILITIES</u>			
Creditors falling due within one year	7	<u>28,897</u>	<u>20,183</u>
Total assets less current liabilities		<u>46,030</u>	<u>47,070</u>
<u>TOTAL NET ASSETS</u>		<u>£47,095</u>	<u>£48,490</u>
<u>CAPITAL AND RESERVES</u>			
Called Up Share Capital	8	100	100
Profit and Loss Account	9	<u>46,995</u>	<u>48,390</u>
<u>SHAREHOLDERS FUNDS</u>		<u>£47,095</u>	<u>£48,490</u>

The directors consider that the company is entitled to exemption from the requirement to have an audit under the provisions of s.249A(1) of the Companies Act 1985. Members have not required the company, under section 249B(2) of the Companies Act 1985, to obtain an audit for the year ended 30th April 2006. The directors acknowledge their responsibilities for ensuring that the company keeps accounting records which comply with S.221 of the Companies Act 1985, and for preparing accounts which give a true and fair view of the state of affairs of the company as at 30th April 2006 and of its profit for the year then ended in accordance with the requirements of s.226, and which otherwise comply with the requirements of the Act relating to the accounts so far as applicable to the company.

The financial statements, which have been prepared in accordance with the special provisions of Part VII of the Companies Act 1985 applicable to small companies, were approved by the board and signed on its behalf.

.....  DIRECTOR

Approved by the Board on 23rd NOVEMBER 2006

The notes on pages 5 to 10 form part of these financial statements.

GRO SOLUTIONS LIMITED
NOTES TO THE FINANCIAL STATEMENTS
FOR THE YEAR ENDED 30TH APRIL 2006

1. ACCOUNTING POLICIES

(a) Basis of Preparation of Financial Statements

The Financial Statements have been prepared under the historical cost convention and in accordance with the Financial Reporting Standard for Smaller Entities.

(b) Turnover

Turnover represents the invoiced value of goods and services supplied excluding Value Added Tax.

(c) Stocks and Work in Progress

Stocks being equity investment are valued cost.

(d) Tangible Fixed Assets and Depreciation

Tangible Fixed Assets are depreciated at rates designed to write off the costs over their estimated useful lives. These rates are calculated as follows:-

Equipment	25% p.a. on written down value
-----------	--------------------------------

GRQ SOLUTIONS LIMITED
NOTES TO THE FINANCIAL STATEMENTS
FOR THE YEAR ENDED 30TH APRIL 2006

2. OPERATING PROFIT

This is stated after charging (crediting):

	<u>2006</u>	<u>2005</u>
Depreciation	355	474
Directors Remuneration	<u>6,600</u>	<u>6,588</u>

3. TAXATION

U.K Corporation Tax	19,409	10,976
Underprovision prior year	(-)	142
	<u>£19,409</u>	<u>£11,118</u>

4. FIXED ASSETS

	<u>Equipment</u>	<u>Total</u>
<u>Cost:</u>		
As at 1.05.2005	<u>4,490</u>	<u>4,490</u>
As at 30.04.2006	<u>£4,490</u>	<u>£4,490</u>
<u>Depreciation:</u>		
As at 1.05.2005	3,070	3,070
Charge for year	355	355
As at 30.04.2006	<u>£3,425</u>	<u>£3,425</u>
<u>Net Book Value</u> <u>at 30.04.2006</u>	<u>£1,065</u>	<u>£1,065</u>
<u>Net Book Value</u> <u>at 30.04.2005</u>	<u>£1,420</u>	<u>£1,420</u>

GRO SOLUTIONS LIMITED
NOTES TO THE FINANCIAL STATEMENTS
FOR THE YEAR ENDED 30TH APRIL 2006

	<u>2006</u>	<u>2005</u>
5. <u>STOCK</u>		
Investments in UK Equities		
- at cost	£65,879	£65,879
	<u> </u>	<u> </u>
6. <u>DEBTORS</u> Due within one year		
Other Debtors	-	121
Trade Debtors	8,460	-
	<u> </u>	<u> </u>
	£8,460	£121
	<u> </u>	<u> </u>
7. <u>CREDITORS</u> Falling due within one year		
Taxation and Social Security	4,639	8,487
Corporation Tax	19,409	10,976
Accruals	4,849	720
	<u> </u>	<u> </u>
	£28,897	£20,183
	<u> </u>	<u> </u>

GRO SOLUTIONS LIMITED
NOTES TO THE FINANCIAL STATEMENTS
FOR THE YEAR ENDED 30TH APRIL 2006

8. SHARE CAPITAL

	<u>2006</u>	<u>2005</u>
<u>Authorised:</u>		
1,000 Ordinary Shares of £1 each	£1,000	£1,000
	<u> </u>	<u> </u>
<u>Allotted, Called Up and Fully Paid</u>		
100 Ordinary Shares of £1 each	£100	£100
	<u> </u>	<u> </u>

9. PROFIT AND LOSS ACCOUNT

	<u>2006</u>	<u>2005</u>
At 01.10.2005	48,390	60,770
Profit for the Year	79,645	42,820
Dividends	(81,040)	(55,200)
	<u> </u>	<u> </u>
At 30.09.2006	£46,995	£48,390
	<u> </u>	<u> </u>

GRQ SOLUTIONS LIMITED
NOTES TO THE FINANCIAL STATEMENTS
FOR THE YEAR ENDED 30TH APRIL 2006

10. DIVIDENDS

	<u>2006</u>	<u>2005</u>
Dividends for which the Company became liable during the year		
Dividends paid	81,040	55,200
	<u>£81,040</u>	<u>£55,200</u>
Analysis of Dividends by Type:-		
Equity Dividends (Note 8)	81,040	55,200
	<u>£81,040</u>	<u>£55,200</u>

11. RELATED PARTIES

The company is controlled by M C Adams Esq by virtue of having ownership of 60% of the issued ordinary share capital in the company.