

Company registration number 01231087 (England and Wales)

HAEMONETICS LIMITED
ANNUAL REPORT AND FINANCIAL STATEMENTS
FOR THE YEAR ENDED 31 MARCH 2022



HAEMONETICS LIMITED

COMPANY INFORMATION

Directors	Mr A Casanova Mr C L Graham Mr J C D'Arecca (Appointed 22 June 2022)
Company number	01231087
Registered office	Lynwood House 373-375 Station Road Harrow Middlesex HA1 2AW
Auditor	RDP Newmans LLP Lynwood House 373-375 Station Road Harrow Middlesex HA1 2AW
Business address	3MB, Middlemarch Business Park Siskin Drive Coventry CV3 4FJ

HAEMONETICS LIMITED

CONTENTS

	Page
Strategic report	1 - 3
Directors' report	4 - 5
Directors' responsibilities statement	6
Independent auditor's report	7 - 9
Statement of comprehensive income	10
Balance sheet	11
Statement of changes in equity	12
Notes to the financial statements	13 - 27

HAEMONETICS LIMITED

STRATEGIC REPORT

FOR THE YEAR ENDED 31 MARCH 2022

The directors present the strategic report for the year ended 31 March 2022.

The principal activity of the company continued to be that of the marketing of blood processing equipment and disposables with full after sales services.

Fair review of the business

The results for the year and the financial position at the year end were considered satisfactory by the directors who expect growth in the foreseeable future.

The company saw an increase of 14.97% in turnover during the year as a result of a positive impact of Covid-19, which had led to a surge in demand for TEG equipment thus leading to a significant increase in hospital sales. The gross profit margin has, however, decreased to 36.01%, more down to the change in sales mix. The operating profit has decreased due to increased overheads. The main contributors to the increase in administrative expenses were staff costs (partially down to an increase in headcount) and increased travel expenses, which was expected as Covid-19 restrictions eased off in FY22 compared to the prior period.

Dividends amounting to £55,442,078 (2021: £133,569,785) were received in the year. Consequently, dividends amounting to £59,089,583 (2021: £133,569,785) were then paid to the parent company in the year.

Principal risks and uncertainties

The ongoing Covid-19 pandemic, or outbreaks of similar communicable diseases, could have an impact on our business, financial condition, cash flows and results of operations, which may be heightened if the pandemic and government response to it continue for an extended period of time.

Liquidity risk

The company manages its cash and borrowing requirements in order to maximise interest income and minimise interest expense, whilst ensuring the company has sufficient liquid resources to meet the operating needs of the business.

Foreign currency risk

The company is exposed to foreign currencies fluctuations mainly linked to the investments in foreign companies. Given the long term nature of such investments and the dividends received management believes this risk cannot be mitigated.

Credit risk

All customers who wish to trade on credit terms are subject to credit verification procedures. Trade debtors are monitored on an ongoing basis.

Brexit risk

Although the company is not directly trading with entities based in European countries, most of the goods sold by the company are imported in UK and the exit from the European Union poses a risk for the company due to the uncertainty with trade agreements.

The company has not seen performance negatively impacted from Brexit although management is monitoring the situation and will respond to any further Brexit related changes which may arise.

Development and performance

The directors consider the results for the year and the financial position at the year end to be encouraging as the company results indicate continued profit year on year.

HAEMONETICS LIMITED

STRATEGIC REPORT (CONTINUED)

FOR THE YEAR ENDED 31 MARCH 2022

Key performance indicators

The Key Performance Indicators of Haemonetics Limited over the last two years are detailed below:

GBP £'000	2022	2021
Turnover	14,260	12,403
Gross profit %	36.01	40.42
Profit before tax (excluding dividends receivable) %	7.02	14.70

The gross profit margins have decreased from 40.42% to 36.01% due to increase costs in the year. Nevertheless the company continues to trade profitably.

Section 172(1) statement

Interests of members of the company

The company is a private company and a wholly owned subsidiary of Haemonetics Corporation. The company has three directors who each have representation on the Board. The day-to-day operations of the company are managed by the directors who are closely involved in the activities of the company and provide day-to-day support as and when required.

In common with many private companies, the interests of the Board and the ultimate shareholders are broadly aligned in that the company should create value by generating strong and sustainable results.

Board decisions during the year

A dividend amounting to £59,089,583 (2021: £133,569,785) was voted in the year.

During the year we have aimed to continue to improve our position in the market. The company has remained profitable and it is expected that the company will continue to be profitable for the foreseeable future.

No other major board decisions were made during the year.

The interests of employees

Our staff are key assets, and the Board invests in the staff by encouraging continued development via both formal and informal training, coaching and improving of all relevant skills. People are a key part of our passion and the key role players in the long-term success of the company. Our people strategy focuses on driving learning, growth, accountability and integrity for each person at the company placing them at the centre of everything we do.

The average number of staff for the year was 35 (2021: 31).

We consider that we offer our employees competitive remuneration packages.

Business relationships

The Board maintains relationships with our key customers and suppliers to ensure that all decisions are balanced and are based on being fully informed and incorporating all viewpoints. In all cases, the Board strategy is kept in mind.

Community and environment

The company recognises the importance of climate change to society and has considered how to preserve the planet by aiming to minimise our carbon footprint. Part of this strategy is to work toward a paperless office, by reducing all printing internally as well as requesting that all external documentation is sent in electronic format only.

HAEMONETICS LIMITED

STRATEGIC REPORT (CONTINUED)

FOR THE YEAR ENDED 31 MARCH 2022

Cultures and values

Our values aligned with our main stakeholder are:


- Think big, take action
- Win together
- Always learn and improve

These values are the drivers that enable the success of the company. With people at the centre of our culture, a significant focus is placed on the well-being of our people and maintaining the unique culture of the company; by nurturing this unique and enabling culture, and fostering a sense of purpose as well as giving our employees the opportunity to grow, develop and maintain a healthy life-balance.

Maintaining a reputation for high standards of business conduct

We are committed to maintaining a reputation of high standards of business conduct. We have an ethics policy for all employees to follow and review this annually. Each year we consider and approve our modern slavery statement which explains the activities we have taken to demonstrate our commitment to seeking to ensure that there is no slavery, forced labour or human trafficking within any part of our business or supply chains.

On behalf of the board



Mr A Casanova
Director

Date: 13/12/22

HAEMONETICS LIMITED

DIRECTORS' REPORT

FOR THE YEAR ENDED 31 MARCH 2022

The directors present their annual report and financial statements for the year ended 31 March 2022.

Results and dividends

The results for the year are set out on page 10.

Ordinary dividends were paid amounting to £59,089,583 (2021: £133,569,785). The directors do not recommend payment of a final dividend.

Directors

The directors who held office during the year and up to the date of signature of the financial statements were as follows:

Mr A Casanova

Mr C L Graham

Mr W P Burke

Mr J C D'Arecca

(Resigned 30 June 2022)

(Appointed 22 June 2022)

Future developments

The directors expect growth in the present level of turnover and profit for the foreseeable future.

Auditor

The auditors, RDP Newmans LLP, are deemed to be reappointed under section 487(2) of the Companies Act 2006.

Energy and carbon report

The stated objective of the company is to minimise the ecological footprint of its entire business through the continuous reduction of energy usage and greenhouse gas (GHG) emissions.

The company has taken advantage of the exemption under section 401 of the Companies Act 2006 not to prepare consolidated accounts and therefore the energy and carbon report information below is for the company itself and not the group. The Company's total emissions (Scope 1-3 emissions) are outlined below:

	2022 kWh
<i>Energy consumption</i>	
Aggregate of energy consumption in the year	265,871
	<u>265,871</u>

HAEMONETICS LIMITED

DIRECTORS' REPORT (CONTINUED)

FOR THE YEAR ENDED 31 MARCH 2022

<i>Emissions of CO2 equivalent</i>	2022 metric tonnes
Scope 1 - direct emissions	
- Gas combustion	
- Fuel consumed for owned transport	43.60
	43.60
Scope 2 - indirect emissions	
- Electricity purchased	10.39
Scope 3 - other indirect emissions	
- Fuel consumed for transport not owned by the	10.12
Total gross emissions	64.11
<i>Intensity ratio</i>	
Tonnes CO2e per full-time employee	1.8

Quantification and reporting methodology

We have followed the 2019 HM Government Environmental Reporting Guidelines. We have also used the GHG Reporting Protocol – Corporate Standard and have used the 2020 UK Government's Conversion Factors for Company Reporting.

Intensity measurement

The chosen intensity measurement ratio is total gross emissions in metric tonnes CO2e per site, the recommended ratio for the sector.

Measures taken to improve energy efficiency

We have increased video conferencing technology for staff meetings, to reduce the need for travel between sites.


Strategic report

The company has chosen in accordance with Companies Act 2006, s. 414C(11) to set out in the company's strategic report information required by Large and Medium-sized Companies and Groups (Accounts and Reports) Regulations 2008, Sch. 7 to be contained in the directors' report.

Statement of disclosure to auditor

So far as the directors are aware, there is no relevant audit information of which the company's auditor are unaware. Additionally, the directors have taken all the necessary steps that they ought to have taken as directors in order to make themselves aware of all relevant audit information and to establish that the company's auditors are aware of that information.

On behalf of the board


Mr A Casanova
Director

Date: 13/12/22

HAEMONETICS LIMITED

DIRECTORS' RESPONSIBILITIES STATEMENT

FOR THE YEAR ENDED 31 MARCH 2022

The directors are responsible for preparing the Directors' Report and the financial statements in accordance with applicable law and regulations.

Company law requires the directors to prepare financial statements for each financial year. Under that law the directors have elected to prepare the financial statements in accordance with United Kingdom Generally Accepted Accounting Practice (United Kingdom Accounting Standards and applicable law). Under company law the directors must not approve the financial statements unless they are satisfied that they give a true and fair view of the state of affairs of the company and of the profit or loss of the company for that period. In preparing these financial statements, the directors are required to:

- select suitable accounting policies and then apply them consistently;
- make judgements and accounting estimates that are reasonable and prudent;
- state whether applicable UK Accounting Standards have been followed, subject to any material departures disclosed and explained in the financial statements;
- prepare the financial statements on the going concern basis unless it is inappropriate to presume that the company will continue in business.

The directors are responsible for keeping adequate accounting records that are sufficient to show and explain the company's transactions and disclose with reasonable accuracy at any time the financial position of the company and enable them to ensure that the financial statements comply with the Companies Act 2006. They are also responsible for safeguarding the assets of the company and hence for taking reasonable steps for the prevention and detection of fraud and other irregularities.

HAEMONETICS LIMITED

INDEPENDENT AUDITOR'S REPORT

TO THE MEMBER OF HAEMONETICS LIMITED

Opinion

We have audited the financial statements of Haemonetics Limited (the 'company') for the year ended 31 March 2022 which comprise the statement of comprehensive income, the balance sheet, the statement of changes in equity and notes to the financial statements, including significant accounting policies. The financial reporting framework that has been applied in their preparation is applicable law and United Kingdom Accounting Standards, including Financial Reporting Standard 102 *The Financial Reporting Standard applicable in the UK and Republic of Ireland* (United Kingdom Generally Accepted Accounting Practice).

In our opinion the financial statements:

- give a true and fair view of the state of the company's affairs as at 31 March 2022 and of its profit for the year then ended;
- have been properly prepared in accordance with United Kingdom Generally Accepted Accounting Practice; and
- have been prepared in accordance with the requirements of the Companies Act 2006.

Basis for opinion

We conducted our audit in accordance with International Standards on Auditing (UK) (ISAs (UK)) and applicable law. Our responsibilities under those standards are further described in the *Auditor's responsibilities for the audit of the financial statements* section of our report. We are independent of the company in accordance with the ethical requirements that are relevant to our audit of the financial statements in the UK, including the FRC's Ethical Standard, and we have fulfilled our other ethical responsibilities in accordance with these requirements. We believe that the audit evidence we have obtained is sufficient and appropriate to provide a basis for our opinion.

Conclusions relating to going concern

In auditing the financial statements, we have concluded that the directors' use of the going concern basis of accounting in the preparation of the financial statements is appropriate.

Based on the work we have performed, we have not identified any material uncertainties relating to events or conditions that, individually or collectively, may cast significant doubt on the company's ability to continue as a going concern for a period of at least twelve months from when the financial statements are authorised for issue.

Our responsibilities and the responsibilities of the directors with respect to going concern are described in the relevant sections of this report.

Other information

The other information comprises the information included in the annual report other than the financial statements and our auditor's report thereon. The directors are responsible for the other information contained within the annual report. Our opinion on the financial statements does not cover the other information and, except to the extent otherwise explicitly stated in our report, we do not express any form of assurance conclusion thereon. Our responsibility is to read the other information and, in doing so, consider whether the other information is materially inconsistent with the financial statements or our knowledge obtained in the course of the audit, or otherwise appears to be materially misstated. If we identify such material inconsistencies or apparent material misstatements, we are required to determine whether this gives rise to a material misstatement in the financial statements themselves. If, based on the work we have performed, we conclude that there is a material misstatement of this other information, we are required to report that fact.

We have nothing to report in this regard.

Opinions on other matters prescribed by the Companies Act 2006

In our opinion, based on the work undertaken in the course of our audit:

- the information given in the strategic report and the directors' report for the financial year for which the financial statements are prepared is consistent with the financial statements; and
- the strategic report and the directors' report have been prepared in accordance with applicable legal requirements.

HAEMONETICS LIMITED

INDEPENDENT AUDITOR'S REPORT (CONTINUED)

TO THE MEMBER OF HAEMONETICS LIMITED

Matters on which we are required to report by exception

In the light of the knowledge and understanding of the company and its environment obtained in the course of the audit, we have not identified material misstatements in the strategic report or the directors' report. We have nothing to report in respect of the following matters in relation to which the Companies Act 2006 requires us to report to you if, in our opinion:

- adequate accounting records have not been kept, or returns adequate for our audit have not been received from branches not visited by us; or
- the financial statements are not in agreement with the accounting records and returns; or
- certain disclosures of directors' remuneration specified by law are not made; or
- we have not received all the information and explanations we require for our audit.

Responsibilities of directors

As explained more fully in the directors' responsibilities statement, the directors are responsible for the preparation of the financial statements and for being satisfied that they give a true and fair view, and for such internal control as the directors determine is necessary to enable the preparation of financial statements that are free from material misstatement, whether due to fraud or error. In preparing the financial statements, the directors are responsible for assessing the company's ability to continue as a going concern, disclosing, as applicable, matters related to going concern and using the going concern basis of accounting unless the directors either intend to liquidate the company or to cease operations, or have no realistic alternative but to do so.

Auditor's responsibilities for the audit of the financial statements

Our objectives are to obtain reasonable assurance about whether the financial statements as a whole are free from material misstatement, whether due to fraud or error, and to issue an auditor's report that includes our opinion. Reasonable assurance is a high level of assurance but is not a guarantee that an audit conducted in accordance with ISAs (UK) will always detect a material misstatement when it exists. Misstatements can arise from fraud or error and are considered material if, individually or in the aggregate, they could reasonably be expected to influence the economic decisions of users taken on the basis of these financial statements.

The extent to which the audit was considered capable of detecting irregularities including fraud

- the engagement partner ensured that the engagement team collectively had the appropriate competence, capabilities and skills to identify or recognise non-compliance with applicable laws and regulations;
- we identified the laws and regulations applicable to the company through discussions with directors and other management, and from our commercial knowledge and experience of the sector;
- we focused on specific laws and regulations which we considered may have a direct material effect on the financial statements or the operations of the company, including the Companies Act 2006, taxation legislation and data protection, anti-bribery and employment;
- we assessed the extent of compliance with the laws and regulations identified above through making enquiries of management and inspecting legal correspondence; and
- identified laws and regulations were communicated within the audit team regularly and the team remained alert to instances of non-compliance throughout the audit.

We assessed the susceptibility of the company's financial statements to material misstatement, including obtaining an understanding of how fraud might occur, by:

- making enquiries of management as to where they considered there was susceptibility to fraud, their knowledge of actual, suspected and alleged fraud; and
- considering the internal controls in place to mitigate risks of fraud and non-compliance with laws and regulations.

HAEMONETICS LIMITED

INDEPENDENT AUDITOR'S REPORT (CONTINUED)

TO THE MEMBER OF HAEMONETICS LIMITED

To address the risk of fraud through management bias and override of controls, we:

- performed analytical procedures to identify any unusual or unexpected relationships;
- reviewed and tested journal entries to identify unusual transactions and other adjustments for appropriateness, and evaluating the business rationale of significant transactions outside the normal course of business;
- assessed whether judgements and assumptions made in determining the accounting estimates set out in note 2 were indicative of potential bias; and
- investigated the rationale behind significant or unusual transactions.

In response to the risk of irregularities and non-compliance with laws and regulations, we designed procedures which included, but were not limited to:

- reviewing and agreeing financial statement disclosures and testing to underlying supporting documentation;
- enquiring of management as to actual and potential litigation and claims; and
- reviewing correspondence with HMRC and bankers.

No instances of material non-compliance were identified. However, the likelihood of detecting irregularities, including fraud, is limited by the inherent difficulty in detecting irregularities, the effectiveness of the entity's controls, and the nature, timing and extent of the audit procedures performed. There are inherent limitations in our audit procedures described above. The more removed that laws and regulations are from financial transactions, the less likely it is that we would become aware of non-compliance. Auditing standards also limit the audit procedures required to identify non-compliance with laws and regulations to enquiry of the directors and other management and the inspection of regulatory and legal correspondence, if any.

Material misstatements that arise due to fraud can be harder to detect than those that arise from error as they may involve deliberate concealment or collusion.

A further description of our responsibilities is available on the Financial Reporting Council's website at: <https://www.frc.org.uk/auditorsresponsibilities>. This description forms part of our auditor's report.

Use of our report

This report is made solely to the company's member in accordance with Chapter 3 of Part 16 of the Companies Act 2006. Our audit work has been undertaken so that we might state to the company's member those matters we are required to state to the member in an auditor's report and for no other purpose. To the fullest extent permitted by law, we do not accept or assume responsibility to anyone other than the company and the company's member, for our audit work, for this report, or for the opinions we have formed.



Mahesh Sachdev FCA (Senior Statutory Auditor)
For and on behalf of RDP Newmans LLP

Date: 14 / 12 / 22

Chartered Accountants
Statutory Auditor

Lynwood House
373-375 Station Road
Harrow
Middlesex
HA1 2AW

HAEMONETICS LIMITED

STATEMENT OF COMPREHENSIVE INCOME FOR THE YEAR ENDED 31 MARCH 2022

	Notes	2022 £	2021 £
Turnover	3	14,260,360	12,403,023
Cost of sales		(9,125,664)	(7,390,034)
Gross profit		5,134,696	5,012,989
Administrative expenses		(4,134,339)	(3,190,003)
Operating profit	4	1,000,357	1,822,986
Investment income	8	55,443,173	133,569,920
Interest payable and similar expenses	9	-	(100)
Profit before taxation		56,443,530	135,392,806
Tax on profit	10	(176,607)	(377,063)
Profit for the financial year		56,266,923	135,015,743

The profit and loss account has been prepared on the basis that all operations are continuing operations.


HAEMONETICS LIMITED

BALANCE SHEET

AS AT 31 MARCH 2022

	Notes	2022 £	£	2021 £	£
Fixed assets					
Goodwill	13		40,071		111,396
Tangible assets	14		572,422		608,440
Investments	15		42,383,234		42,383,234
			<u>42,995,727</u>		<u>43,103,070</u>
Current assets					
Stocks	18	133,061		119,214	
Debtors	19	5,695,611		3,401,576	
Cash at bank and in hand		2,839,134		5,593,396	
		<u>8,667,806</u>		<u>9,114,186</u>	
Creditors: amounts falling due within one year	20	(7,628,144)		(5,446,055)	
Net current assets			<u>1,039,662</u>		<u>3,668,131</u>
Total assets less current liabilities			<u>44,035,389</u>		<u>46,771,201</u>
Creditors: amounts falling due after more than one year	21		(266,399)		(169,696)
Provisions for liabilities					
Deferred tax liability	22	105,743		115,598	
		<u>(105,743)</u>		<u>(115,598)</u>	
Net assets			<u>43,663,247</u>		<u>46,485,907</u>
Capital and reserves					
Called up share capital	26	50,100		50,100	
Share premium account	27	3,381,585		3,381,585	
Profit and loss reserves	28	40,231,562		43,054,222	
Total equity			<u>43,663,247</u>		<u>46,485,907</u>

The financial statements were approved by the board of directors and authorised for issue on 13/12/22 and are signed on its behalf by:


Mr A Casanova
Director

Company Registration No. 01231087

HAEMONETICS LIMITED

STATEMENT OF CHANGES IN EQUITY FOR THE YEAR ENDED 31 MARCH 2022

	Notes	Share capital £	Share premium account £	Profit and loss reserves £	Total £
Balance at 1 April 2020		50,100	42,383,134	2,606,715	45,039,949
Year ended 31 March 2021:					
Profit and total comprehensive income for the year		-	-	135,015,743	135,015,743
Dividends	11	-	-	(133,569,785)	(133,569,785)
Transfers		-	(39,001,549)	39,001,549	-
Balance at 31 March 2021		50,100	3,381,585	43,054,222	46,485,907
Year ended 31 March 2022:					
Profit and total comprehensive income for the year		-	-	56,266,923	56,266,923
Dividends	11	-	-	(59,089,583)	(59,089,583)
Balance at 31 March 2022		50,100	3,381,585	40,231,562	43,663,247

HAEMONETICS LIMITED

NOTES TO THE FINANCIAL STATEMENTS

FOR THE YEAR ENDED 31 MARCH 2022

1 Accounting policies

Company information

Haemonetics Limited is a private company limited by shares incorporated in England and Wales. The registered office is Lynwood House, 373-375 Station Road, Harrow, Middlesex, HA1 2AW.

1.1 Accounting convention

These financial statements have been prepared in accordance with FRS 102 "The Financial Reporting Standard applicable in the UK and Republic of Ireland" ("FRS 102") and the requirements of the Companies Act 2006.

The financial statements are prepared in sterling, which is the functional currency of the company. Monetary amounts in these financial statements are rounded to the nearest £.

The financial statements have been prepared under the historical cost convention. The principal accounting policies adopted are set out below.

The company has applied the disclosure exemption under FRS102 section 1.12 from the requirement to prepare a Cash Flow Statement on the basis that it is a wholly owned subsidiary of Haemonetics Corporation.

The company has taken advantage of the exemption under section 401 of the Companies Act 2006 not to prepare consolidated accounts. The financial statements present information about the company as an individual entity and not about its group.

Haemonetics Limited is a wholly owned subsidiary of Haemonetics Corporation and the results of Haemonetics Limited are included in the consolidated financial statements of Haemonetics Corporation which are available from its registered office, 125 Summer Street, Braintree, MA 02110, Massachusetts, USA.

1.2 Going concern

At the time of approving the financial statements, the directors have a reasonable expectation that the company has adequate resources to continue in operational existence for the foreseeable future. Thus the directors continue to adopt the going concern basis of accounting in preparing the financial statements.

1.3 Turnover

Turnover is recognised at the fair value of the consideration received or receivable for goods and services provided in the normal course of business, and is shown net of VAT. The fair value of consideration takes into account trade discounts, settlement discounts and volume rebates.

Turnover is made up of hospital, blood centre and service sales which comprise both sales of goods and provision of services.

Revenue from the sale of goods is recognised when the significant risks and rewards of ownership of the goods have passed to the buyer (usually on dispatch of the goods and acceptance from customer), the amount of revenue can be measured reliably, it is probable that the economic benefits associated with the transaction will flow to the entity and the costs incurred or to be incurred in respect of the transaction can be measured reliably.

Revenue from contracts for the provision of professional services is recognised by reference to the stage of completion when the stage of completion, costs incurred and costs to complete can be estimated reliably. Where the outcome cannot be estimated reliably, revenue is recognised only to the extent of the expenses recognised that are recoverable.

HAEMONETICS LIMITED

NOTES TO THE FINANCIAL STATEMENTS (CONTINUED)

FOR THE YEAR ENDED 31 MARCH 2022

1 Accounting policies

(Continued)

1.4 Intangible fixed assets - goodwill

Acquired goodwill is written off in equal annual instalments over its estimated useful economic life of 11 years. It is reviewed for impairment at the end of the first financial year following acquisition and in other periods if events or changes in circumstances indicate that the carrying value may not be recoverable.

1.5 Tangible fixed assets

Tangible fixed assets are initially measured at cost and subsequently measured at cost, net of depreciation and any impairment losses.

Depreciation is recognised so as to write off the cost of assets less their residual values over their useful lives on the following bases:

Land and buildings leasehold	Straight line over 5 years on buildings
Plant & machinery	Straight line over 2-7 years
Computer equipment	Straight line over 5 years

The gain or loss arising on the disposal of an asset is determined as the difference between the sale proceeds and the carrying value of the asset, and is credited or charged to profit or loss.

1.6 Fixed asset investments

Interests in subsidiaries are initially measured at cost and subsequently measured at cost less any accumulated impairment losses. The investments are assessed for impairment at each reporting date and any impairment losses or reversals of impairment losses are recognised immediately in profit or loss.

A subsidiary is an entity controlled by the company. Control is the power to govern the financial and operating policies of the entity so as to obtain benefits from its activities.

1.7 Impairment of fixed assets

At each reporting period end date, the company reviews the carrying amounts of its tangible and intangible assets to determine whether there is any indication that those assets have suffered an impairment loss. If any such indication exists, the recoverable amount of the asset is estimated in order to determine the extent of the impairment loss (if any). Where it is not possible to estimate the recoverable amount of an individual asset, the company estimates the recoverable amount of the cash-generating unit to which the asset belongs.

Recoverable amount is the higher of fair value less costs to sell and value in use. In assessing value in use, the estimated future cash flows are discounted to their present value using a pre-tax discount rate that reflects current market assessments of the time value of money and the risks specific to the asset for which the estimates of future cash flows have not been adjusted.

If the recoverable amount of an asset (or cash-generating unit) is estimated to be less than its carrying amount, the carrying amount of the asset (or cash-generating unit) is reduced to its recoverable amount. An impairment loss is recognised immediately in profit or loss, unless the relevant asset is carried at a revalued amount, in which case the impairment loss is treated as a revaluation decrease.

Recognised impairment losses are reversed if, and only if, the reasons for the impairment loss have ceased to apply. Where an impairment loss subsequently reverses, the carrying amount of the asset (or cash-generating unit) is increased to the revised estimate of its recoverable amount, but so that the increased carrying amount does not exceed the carrying amount that would have been determined had no impairment loss been recognised for the asset (or cash-generating unit) in prior years. A reversal of an impairment loss is recognised immediately in profit or loss, unless the relevant asset is carried at a revalued amount, in which case the reversal of the impairment loss is treated as a revaluation increase.

HAEMONETICS LIMITED

NOTES TO THE FINANCIAL STATEMENTS (CONTINUED)

FOR THE YEAR ENDED 31 MARCH 2022

1 Accounting policies

(Continued)

1.8 Stocks

Stocks are stated at the lower of cost and estimated selling price less costs to complete and sell. Cost comprises direct materials and, where applicable, direct labour costs and those overheads that have been incurred in bringing the stocks to their present location and condition.

At each reporting date, an assessment is made for impairment. Any excess of the carrying amount of stocks over its estimated selling price less costs to complete and sell is recognised as an impairment loss in profit or loss. Reversals of impairment losses are also recognised in profit or loss.

1.9 Cash and cash equivalents

Cash and cash equivalents are basic financial assets and include cash in hand, deposits held at call with banks, other short-term liquid investments with original maturities of three months or less, and bank overdrafts. Bank overdrafts are shown within borrowings in current liabilities.

1.10 Financial instruments

The company has elected to apply the provisions of Section 11 'Basic Financial Instruments' and Section 12 'Other Financial Instruments Issues' of FRS 102 to all of its financial instruments.

Financial instruments are recognised in the company's balance sheet when the company becomes party to the contractual provisions of the instrument.

Financial assets and liabilities are offset, with the net amounts presented in the financial statements, when there is a legally enforceable right to set off the recognised amounts and there is an intention to settle on a net basis or to realise the asset and settle the liability simultaneously.

Basic financial assets

Basic financial assets, which include debtors and cash and bank balances, are initially measured at transaction price including transaction costs and are subsequently carried at amortised cost using the effective interest method unless the arrangement constitutes a financing transaction, where the transaction is measured at the present value of the future receipts discounted at a market rate of interest. Financial assets classified as receivable within one year are not amortised.

Other financial assets

Other financial assets, including investments in equity instruments which are not subsidiaries, associates or joint ventures, are initially measured at fair value, which is normally the transaction price. Such assets are subsequently carried at fair value and the changes in fair value are recognised in profit or loss, except that investments in equity instruments that are not publicly traded and whose fair values cannot be measured reliably are measured at cost less impairment.

Impairment of financial assets

Financial assets, other than those held at fair value through profit and loss, are assessed for indicators of impairment at each reporting end date.

Financial assets are impaired where there is objective evidence that, as a result of one or more events that occurred after the initial recognition of the financial asset, the estimated future cash flows have been affected. If an asset is impaired, the impairment loss is the difference between the carrying amount and the present value of the estimated cash flows discounted at the asset's original effective interest rate. The impairment loss is recognised in profit or loss.

If there is a decrease in the impairment loss arising from an event occurring after the impairment was recognised, the impairment is reversed. The reversal is such that the current carrying amount does not exceed what the carrying amount would have been, had the impairment not previously been recognised. The impairment reversal is recognised in profit or loss.

HAEMONETICS LIMITED

NOTES TO THE FINANCIAL STATEMENTS (CONTINUED)

FOR THE YEAR ENDED 31 MARCH 2022

1 Accounting policies

(Continued)

Derecognition of financial assets

Financial assets are derecognised only when the contractual rights to the cash flows from the asset expire or are settled, or when the company transfers the financial asset and substantially all the risks and rewards of ownership to another entity, or if some significant risks and rewards of ownership are retained but control of the asset has transferred to another party that is able to sell the asset in its entirety to an unrelated third party.

Classification of financial liabilities

Financial liabilities and equity instruments are classified according to the substance of the contractual arrangements entered into. An equity instrument is any contract that evidences a residual interest in the assets of the company after deducting all of its liabilities.

Basic financial liabilities

Basic financial liabilities, including creditors, bank loans and loans from fellow group companies and that are classified as debt, are initially recognised at transaction price unless the arrangement constitutes a financing transaction, where the debt instrument is measured at the present value of the future payments discounted at a market rate of interest. Financial liabilities classified as payable within one year are not amortised.

Debt instruments are subsequently carried at amortised cost, using the effective interest rate method.

Trade creditors are obligations to pay for goods or services that have been acquired in the ordinary course of business from suppliers. Amounts payable are classified as current liabilities if payment is due within one year or less. If not, they are presented as non-current liabilities. Trade creditors are recognised initially at transaction price and subsequently measured at amortised cost using the effective interest method.

Other financial liabilities

Debt instruments that do not meet the conditions in FRS 102 paragraph 11.9 are subsequently measured at fair value through profit or loss. Debt instruments may be designated as being measured at fair value through profit or loss to eliminate or reduce an accounting mismatch or if the instruments are measured and their performance evaluated on a fair value basis in accordance with a documented risk management or investment strategy.

Derecognition of financial liabilities

Financial liabilities are derecognised when the company's contractual obligations expire or are discharged or cancelled.

1.11 Equity instruments

Equity instruments issued by the company are recorded at the proceeds received, net of direct issue costs. Dividends payable on equity instruments are recognised as liabilities once they are no longer at the discretion of the company.

1.12 Taxation

The tax expense represents the sum of the tax currently payable and deferred tax.

Current tax

The tax currently payable is based on taxable profit for the year. Taxable profit differs from net profit as reported in the profit and loss account because it excludes items of income or expense that are taxable or deductible in other years and it further excludes items that are never taxable or deductible. The company's liability for current tax is calculated using tax rates that have been enacted or substantively enacted by the reporting end date.

HAEMONETICS LIMITED

NOTES TO THE FINANCIAL STATEMENTS (CONTINUED)

FOR THE YEAR ENDED 31 MARCH 2022

1 Accounting policies

(Continued)

Deferred tax

Deferred tax liabilities are generally recognised for all timing differences and deferred tax assets are recognised to the extent that it is probable that they will be recovered against the reversal of deferred tax liabilities or other future taxable profits. Such assets and liabilities are not recognised if the timing difference arises from goodwill or from the initial recognition of other assets and liabilities in a transaction that affects neither the tax profit nor the accounting profit.

The carrying amount of deferred tax assets is reviewed at each reporting end date and reduced to the extent that it is no longer probable that sufficient taxable profits will be available to allow all or part of the asset to be recovered. Deferred tax is calculated at the tax rates that are expected to apply in the period when the liability is settled or the asset is realised. Deferred tax is charged or credited in the profit and loss account, except when it relates to items charged or credited directly to equity, in which case the deferred tax is also dealt with in equity. Deferred tax assets and liabilities are offset when the company has a legally enforceable right to offset current tax assets and liabilities and the deferred tax assets and liabilities relate to taxes levied by the same tax authority.

1.13 Employee benefits

The costs of short-term employee benefits are recognised as a liability and an expense, unless those costs are required to be recognised as part of the cost of stock or fixed assets.

The cost of any unused holiday entitlement is recognised in the period in which the employee's services are received.

Termination benefits are recognised immediately as an expense when the company is demonstrably committed to terminate the employment of an employee or to provide termination benefits.

1.14 Retirement benefits

The company operates a defined contribution scheme for the benefit of its employees. Contributions payable are charged to the profit and loss account in the year they are payable. Differences between contributions payable in the year and contributions actually paid are shown as other creditors in the balance sheet.

1.15 Share-based payments

The company operates a group Employee Stock Purchase Plan (the "purchased plan"), under which common stock of Haemonetics Corporation, the parent company, may be purchased by all full-time employees.

Share-based payments are charged to the profit and loss account in the year they are payable.

1.16 Leases

Rentals payable under operating leases, including any lease incentives received, are charged to profit or loss on a straight line basis over the term of the relevant lease except where another more systematic basis is more representative of the time pattern in which economic benefits from the leases asset are consumed.

1.17 Foreign exchange

Monetary assets and liabilities denominated in foreign currencies are translated into sterling at the rates of exchange ruling at the balance sheet date. Transactions in foreign currencies are recorded at the rate ruling at the date of the transaction. All differences are taken to the profit and loss account.

HAEMONETICS LIMITED

NOTES TO THE FINANCIAL STATEMENTS (CONTINUED)

FOR THE YEAR ENDED 31 MARCH 2022

2 Judgements and key sources of estimation uncertainty

In the application of the company's accounting policies, the directors are required to make judgements, estimates and assumptions about the carrying amount of assets and liabilities that are not readily apparent from other sources. The estimates and associated assumptions are based on historical experience and other factors that are considered to be relevant. Actual results may differ from these estimates.

The estimates and underlying assumptions are reviewed on an ongoing basis. Revisions to accounting estimates are recognised in the period in which the estimate is revised where the revision affects only that period, or in the period of the revision and future periods where the revision affects both current and future periods.

Critical judgements

The following judgements (apart from those involving estimates) have had the most significant effect on amounts recognised in the financial statements.

Valuation of goodwill

Significant judgments are made by the directors to determine fair values of the reporting units. In particular, the fair value estimates involve judgmental assumptions including discount rates, terminal values, and the amount and timing of expected future cash flows, which are all affected by expectations about future market or economic conditions and reporting unit specific risk factors.

Key sources of estimation uncertainty

The estimates and assumptions which have a significant risk of causing a material adjustment to the carrying amount of assets and liabilities are as follows.

Depreciation of tangible assets

Depreciation of tangible assets is calculated on a straight line basis in accordance with the expected useful life of the assets.

3 Turnover and other revenue

An analysis of the company's turnover is as follows:

	2022 £	2021 £
Turnover analysed by class of business		
Hospital	11,554,144	9,985,902
Blood Centre	1,794,117	1,476,808
Service	912,099	940,313
	<u>14,260,360</u>	<u>12,403,023</u>
	2022 £	2021 £
Turnover analysed by geographical market		
United Kingdom	<u>14,260,360</u>	<u>12,403,023</u>

HAEMONETICS LIMITED

NOTES TO THE FINANCIAL STATEMENTS (CONTINUED)

FOR THE YEAR ENDED 31 MARCH 2022

3 Turnover and other revenue

(Continued)

	2022	2021
	£	£
Other revenue		
Interest income	1,095	135
Dividends received	55,442,078	133,569,785

4 Operating profit

	2022	2021
	£	£
Operating profit for the year is stated after charging/(crediting):		
Exchange losses	87,360	3,710
Depreciation of owned tangible fixed assets	183,584	253,731
Reversal of past impairment of tangible fixed assets	-	(16,400)
Profit on disposal of tangible fixed assets	(63,729)	(106,981)
Amortisation of intangible assets	71,325	71,325
Operating lease charges	166,734	153,780

5 Auditor's remuneration

	2022	2021
	£	£
Fees payable to the company's auditor and associates:		
For audit services		
Audit of the financial statements of the company	18,000	18,000
For other services		
Taxation compliance services	3,200	3,000
All other non-audit services	16,193	16,193
	19,393	19,193

6 Employees

The average monthly number of persons (including directors) employed by the company during the year was:

	2022	2021
	Number	Number
Directors	3	3
Selling and distribution	32	28
Total	35	31

HAEMONETICS LIMITED

NOTES TO THE FINANCIAL STATEMENTS (CONTINUED)

FOR THE YEAR ENDED 31 MARCH 2022

6 Employees

(Continued)

Their aggregate remuneration comprised:

	2022 £	2021 £
Wages and salaries	2,637,845	2,160,403
Social security costs	331,065	285,573
Pension costs	163,008	131,182
	<u>3,131,918</u>	<u>2,577,158</u>

7 Directors' remuneration

	2022 £	2021 £
Remuneration for qualifying services	268,088	294,401
Company pension contributions to defined contribution schemes	14,603	13,432
	<u>282,691</u>	<u>307,833</u>

The number of directors for whom retirement benefits are accruing under defined contribution schemes amounted to 1 (2021 - 1)

Remuneration disclosed above include the following amounts paid to the highest paid director:

	2022 £	2021 £
Remuneration for qualifying services	279,425	294,401
Company pension contributions to defined contribution schemes	14,603	13,432
	<u>294,028</u>	<u>307,833</u>

8 Investment income

	2022 £	2021 £
Interest income		
Other interest income	1,095	135
Income from fixed asset investments		
Income from shares in group undertakings	55,442,078	133,569,785
Total income	<u>55,443,173</u>	<u>133,569,920</u>

HAEMONETICS LIMITED

NOTES TO THE FINANCIAL STATEMENTS (CONTINUED)

FOR THE YEAR ENDED 31 MARCH 2022

9 Interest payable and similar expenses

	2022 £	2021 £
Other finance costs:		
Other interest	-	100

10 Taxation

	2022 £	2021 £
Current tax		
UK corporation tax on profits for the current period	187,734	359,082
Adjustments in respect of prior periods	(1,272)	(1,127)
Total current tax	186,462	357,955
Deferred tax		
Origination and reversal of timing differences	(9,855)	19,108
Total tax charge	176,607	377,063

The actual charge for the year can be reconciled to the expected charge for the year based on the profit or loss and the standard rate of tax as follows:

	2022 £	2021 £
Profit before taxation	56,443,530	135,392,806
Expected tax charge based on the standard rate of corporation tax in the UK of 19.00% (2021: 19.00%)	10,724,271	25,724,633
Tax effect of expenses that are not deductible in determining taxable profit	1,715	(2,639)
Tax effect of income not taxable in determining taxable profit	(12,108)	(20,326)
Adjustments in respect of prior years	(1,272)	(1,127)
Group relief	(1,229)	-
Permanent capital allowances in excess of depreciation	9,080	35,673
Dividend income	(10,533,995)	(25,378,259)
Deferred tax	(9,855)	19,108
Taxation charge for the year	176,607	377,063

11 Dividends

	2022 £	2021 £
Interim paid	59,089,583	133,569,785

HAEMONETICS LIMITED

NOTES TO THE FINANCIAL STATEMENTS (CONTINUED)

FOR THE YEAR ENDED 31 MARCH 2022

12 Impairments

Reversals of previous impairment losses have been recognised in profit or loss as follows:

	Notes	2022 £	2021 £
In respect of:			
Property, plant and equipment	14	-	16,400
Recognised in:			
Administrative expenses		-	16,400

13 Intangible fixed assets

	Goodwill £
Cost	
At 1 April 2021 and 31 March 2022	1,963,285
Amortisation and impairment	
At 1 April 2021	1,851,889
Amortisation charged for the year	71,325
At 31 March 2022	1,923,214
Carrying amount	
At 31 March 2022	40,071
At 31 March 2021	111,396

HAEMONETICS LIMITED

NOTES TO THE FINANCIAL STATEMENTS (CONTINUED)

FOR THE YEAR ENDED 31 MARCH 2022

14 Tangible fixed assets

	Land and buildings leasehold	Plant & machinery	Computer equipment	Total
	£	£	£	£
Cost				
At 1 April 2021	135,588	2,938,118	4,081	3,077,787
Additions	-	262,534	-	262,534
Disposals	-	(412,695)	-	(412,695)
At 31 March 2022	135,588	2,787,957	4,081	2,927,626
Depreciation and impairment				
At 1 April 2021	33,897	2,431,370	4,080	2,469,347
Depreciation charged in the year	27,118	156,466	-	183,584
Eliminated in respect of disposals	-	(297,727)	-	(297,727)
At 31 March 2022	61,015	2,290,109	4,080	2,355,204
Carrying amount				
At 31 March 2022	74,573	497,848	1	572,422
At 31 March 2021	101,691	506,748	1	608,440

15 Fixed asset investments

	Notes	2022 £	2021 £
Investments in subsidiaries	16	42,383,234	42,383,234

16 Subsidiaries

Details of the company's subsidiary at 31 March 2022 are as follows:

Name of undertaking	Registered office	Nature of business	Class of shares held	% Held Direct
Haemonetics International Holdings GmbH	Switzerland	Intermediate parent company	Ordinary shares	100.00

The aggregate capital and reserves and the result for the year of the subsidiaries noted above was as follows:

Name of undertaking	Capital and Reserves £	Profit/(Loss) £
Haemonetics International Holdings GmbH	58,812,572	43,440,326

HAEMONETICS LIMITED

NOTES TO THE FINANCIAL STATEMENTS (CONTINUED)

FOR THE YEAR ENDED 31 MARCH 2022

17 Financial instruments

	2022 £	2021 £
Carrying amount of financial assets		
Debt instruments measured at amortised cost	5,576,154	3,262,749
Carrying amount of financial liabilities		
Measured at amortised cost	3,088,306	2,365,678

18 Stocks

	2022 £	2021 £
Finished goods and goods for resale	133,061	119,214

Stock is stated after provisions for impairment of £6,514 (2021: £9,236).

19 Debtors

	2022 £	2021 £
Amounts falling due within one year:		
Trade debtors	5,576,154	3,262,749
Corporation tax recoverable	21,004	-
Prepayments and accrued income	98,453	138,827
	5,695,611	3,401,576

20 Creditors: amounts falling due within one year

	Notes	2022 £	2021 £
Trade creditors		157,349	156,006
Amounts owed to group undertakings		2,195,210	1,618,282
Corporation tax		-	289,927
Other taxation and social security		936,411	729,741
Deferred income	23	3,603,427	2,060,709
Other creditors		77,021	61,759
Accruals and deferred income		658,726	529,631
		7,628,144	5,446,055

21 Creditors: amounts falling due after more than one year

	Notes	2022 £	2021 £
Deferred income	23	266,399	169,696

HAEMONETICS LIMITED

NOTES TO THE FINANCIAL STATEMENTS (CONTINUED)

FOR THE YEAR ENDED 31 MARCH 2022

22 Deferred taxation

Deferred tax assets and liabilities are offset where the company has a legally enforceable right to do so. The following is the analysis of the deferred tax balances (after offset) for financial reporting purposes:

	Liabilities 2022 £	Liabilities 2021 £
Balances:		
Accelerated capital allowances	<u>105,743</u>	<u>115,598</u>
Movements in the year:		2022 £
Liability at 1 April 2021		115,598
Credit to profit or loss		(9,855)
Liability at 31 March 2022		<u>105,743</u>

23 Deferred income

	2022 £	2021 £
Arising from deferred income over one year	<u>3,869,826</u>	<u>2,230,405</u>
Current liabilities	3,603,427	2,060,709
Non-current liabilities	<u>266,399</u>	<u>169,696</u>
	<u>3,869,826</u>	<u>2,230,405</u>

24 Retirement benefit schemes

	2022 £	2021 £
Defined contribution schemes		
Charge to profit or loss in respect of defined contribution schemes	<u>163,008</u>	<u>131,182</u>

The company operates a defined contribution pension scheme for all qualifying employees. The assets of the scheme are held separately from those of the company in an independently administered fund. The outstanding contributions at the reporting date are £21,741 (2021: £16,986).

HAEMONETICS LIMITED

NOTES TO THE FINANCIAL STATEMENTS (CONTINUED)

FOR THE YEAR ENDED 31 MARCH 2022

25 Share-based payment transactions

Liabilities and expenses

The company operates a group Employee Stock Purchase Plan (the "purchased plan") under which common stock of Haemonetics Corporation, the parent company, may be purchased by all full-time employees.

The Purchase Plan provides for two "purchase periods" within each of our fiscal years, the first commencing on November 1 of each year and continuing through April 30 of the next calendar year, and the second commencing on May 1 of each year and continuing through October 31 of such year. Shares are purchased through an accumulation of payroll deductions (of not less than 2% or more than 15% of compensation, as defined) for the number of whole shares determined by dividing the balance in the employee's account on the last day of the purchase period by the purchase price per share for the stock determined under the Purchase Plan. The purchase price for shares is the lower of 85% of the fair market value of the common stock at the beginning of the purchase period, or 85% of such value at the end of the purchase period.

The value of share-based payment transactions that took place during the year was immaterial.

26 Share capital

	2022 Number	2021 Number	2022 £	2021 £
Ordinary share capital				
Issued and fully paid				
Ordinary shares of £1 each	50,100	50,100	50,100	50,100

The company has one class of ordinary shares which carry no right to fixed income.

27 Share premium account

	2022 £	2021 £
At the beginning of the year	3,381,585	42,383,134
Transfer to profit and loss reserves	-	(39,001,549)
At the end of the year	3,381,585	3,381,585

28 Profit and loss reserves

	2022 £	2021 £
At the beginning of the year	43,054,222	2,606,715
Profit for the year	56,266,923	135,015,743
Dividends declared and paid in the year	(59,089,583)	(133,569,785)
Transfer from share premium	-	39,001,549
At the end of the year	40,231,562	43,054,222

HAEMONETICS LIMITED

NOTES TO THE FINANCIAL STATEMENTS (CONTINUED) FOR THE YEAR ENDED 31 MARCH 2022

29 Operating lease commitments

Lessee

At the reporting end date the company had outstanding commitments for future minimum lease payments under non-cancellable operating leases, which fall due as follows:

	2022 £	2021 £
Within one year	89,657	80,414
Between two and five years	116,399	138,400
	<u>206,056</u>	<u>218,814</u>

30 Related party transactions

Remuneration of key management personnel

The company's key management personnel are considered to be the directors. Their remuneration during the year is shown in note 7.

Transactions with related parties

The company has taken advantage of the exemption available in accordance with FRS 102 para 33.1A not to disclose transactions entered into between two or more members of a group, as the company is a wholly owned subsidiary undertaking of the group.

31 Ultimate controlling party

The smallest and largest group in which the results of Haemonetics Limited are consolidated is headed by Haemonetics Corporation. The consolidated financial statements are available to the public and may be obtained from Haemonetics Corporation, 125 Summer Street, Braintree, MA 02110, Massachusetts, USA.

**UNITED STATES
SECURITIES AND EXCHANGE COMMISSION
Washington, D.C. 20549
Form 10-K**

☒ **ANNUAL REPORT PURSUANT TO SECTION 13 OR 15(d) OF THE SECURITIES EXCHANGE ACT OF 1934**

For the fiscal year ended April 2, 2022

☐ **TRANSITION REPORT PURSUANT TO SECTION 13 OR 15(d) OF THE SECURITIES EXCHANGE ACT OF 1934**

For the transition period from to

Commission file number 001-14041

HAEMONETICS CORPORATION

(Exact name of registrant as specified in its charter)

Massachusetts

(State or other jurisdiction of incorporation or organization)

125 Summer Street,

Boston, Massachusetts

(Address of principal executive offices)

(781) 848-7100

(Registrant's telephone number, including area code)

04-2882273

(I.R.S. Employer Identification No.)

02110

(Zip Code)

Securities registered pursuant to Section 12(b) of the Act:

Title of Each Class	Trading Symbol	Name of Exchange on Which Registered
Common stock, \$.01 par value per share	HAE	New York Stock Exchange

Securities registered pursuant to Section 12(g) of the Act:

None

Indicate by check mark whether the registrant is a well-known seasoned issuer, as defined in Rule 405 of the Securities

Act. Yes ☒ No ☐

Indicate by check mark whether the registrant is not required to file reports pursuant to Section 13 or 15(d) of the Act. Yes ☐ No ☒

Indicate by check mark whether the registrant (1) has filed all reports required to be filed by Section 13 or 15(d) of the Securities Exchange Act of 1934 during the preceding 12 months (or for such shorter period that the registrant was required to file such reports), and (2) has been subject to such filing requirements for at least the past 90 days. Yes ☒ No ☐

Indicate by check mark whether the registrant has submitted electronically every Interactive Data File required to be submitted pursuant to Rule 405 of Regulation S-T (§ 232.405 of this chapter) during the preceding 12 months (or for such shorter period that the registrant was required to submit such files). Yes ☒ No ☐

Indicate by check mark whether the registrant is a large accelerated filer, an accelerated filer, a non-accelerated filer, smaller reporting company, or an emerging growth company. See the definitions of "large accelerated filer," "accelerated filer," "smaller reporting company," and "emerging growth company" in Rule 12b-2 of the Exchange Act.

Large Accelerated Filer ☒
Non-accelerated filer ☐

Accelerated filer ☐
Smaller reporting company ☐
Emerging growth company ☐

If an emerging growth company, indicate by check mark if the registrant has elected not to use the extended transition period for complying with any new or revised financial accounting standards provided pursuant to Section 13(a) of the Exchange Act. ☐

Indicate by check mark whether the registrant has filed a report on and attestation to its management's assessment of the effectiveness of its internal control over financial reporting under Section 404(b) of the Sarbanes-Oxley Act (15 U.S.C. 7262(b)) by the registered public accounting firm that prepared or issued its audit report. ☒

Indicate by check mark whether the registrant is a shell company (as defined in Rule 12b-2 of the Exchange Act). Yes ☐ No ☒

The aggregate market value of the voting and non-voting common equity held by non-affiliates of the registrant (assuming for these purposes that all executive officers and directors are "affiliates" of the registrant) as of October 2, 2021, the last business day of the registrant's most recently completed second fiscal quarter was \$3,658,462,992 (based on the closing sale price of the registrant's common stock on that date as reported on the New York Stock Exchange).

The number of shares of \$.01 par value common stock outstanding as of May 20, 2022 was 51,277,177.

Documents Incorporated By Reference

Portions of the definitive proxy statement for our Annual Meeting of Shareholders to be held on August 5, 2022 are incorporated by reference in Part III of this report.

TABLE OF CONTENTS

	<u>Page Number</u>
Item 1. <u>Business</u>	<u>1</u>
Item 1A. <u>Risk Factors</u>	<u>16</u>
Item 1B. <u>Unresolved Staff Comments</u>	<u>29</u>
Item 2. <u>Properties</u>	<u>29</u>
Item 3. <u>Legal Proceedings</u>	<u>29</u>
Item 4. <u>Mine Safety Disclosures</u>	<u>29</u>
Item 5. <u>Market for the Registrant's Common Equity, Related Stockholder Matters and Issuer Purchases of Equity Securities</u>	<u>29</u>
Item 6. <u>Reserved</u>	<u>29</u>
Item 7. <u>Management's Discussion and Analysis of Financial Condition and Results of Operations</u>	<u>30</u>
Item 7A. <u>Quantitative and Qualitative Disclosures about Market Risk</u>	<u>45</u>
Item 8. <u>Financial Statements and Supplementary Data</u>	<u>48</u>
Item 9. <u>Changes in and Disagreements with Accountants on Accounting and Financial Disclosure</u>	<u>97</u>
Item 9A. <u>Control and Procedures</u>	<u>97</u>
Item 9B. <u>Other Information</u>	<u>98</u>
Item 9C. <u>Disclosure Regarding Foreign Jurisdictions that Prevent Inspections</u>	<u>99</u>
Item 10. <u>Directors and Executive Officers of the Registrant and Corporate Governance</u>	<u>99</u>
Item 11. <u>Executive Compensation</u>	<u>99</u>
Item 12. <u>Security Ownership of Certain Beneficial Owners and Management and Related Stockholder Matters</u>	<u>99</u>
Item 13. <u>Certain Relationships and Related Transactions and Director Independence</u>	<u>99</u>
Item 14. <u>Principal Accounting Fees and Services</u>	<u>99</u>
Item 15. <u>Exhibits, Financial Statement Schedules</u>	<u>100</u>

ITEM 1. BUSINESS

Company Overview

Haemonetics is a global healthcare company dedicated to providing a suite of innovative medical products and solutions for customers, to help them improve patient care and reduce the cost of healthcare. Our technology addresses important medical markets: blood and plasma component collection, the surgical suite and hospital transfusion services. When used in this report, the terms “we,” “us,” “our” and the “Company” mean Haemonetics.

Blood is essential to a modern healthcare system. Blood and its components (plasma, red cells and platelets) have many vital and frequently life-saving clinical applications. Plasma is used for patients with major blood loss and is manufactured into biopharmaceuticals to treat a variety of illnesses, including immune diseases and coagulation disorders. Red cells treat trauma patients or patients undergoing surgery with high blood loss, such as open heart surgery or organ transplant. Platelets have many uses in patient care, including supporting cancer patients undergoing chemotherapy.

We view our operations and manage our business in three principal reporting segments: Plasma, Blood Center and Hospital. For that purpose, “Plasma” includes plasma collection devices and disposables, plasma donor management software, and anticoagulant and saline sold to plasma customers. “Blood Center” includes blood collection and processing devices and disposables for red cells, platelets and whole blood. “Hospital”, which is comprised of Hemostasis Management, Vascular Closure, Transfusion Management and Cell Salvage products, includes devices and methodologies for measuring coagulation characteristics of blood, surgical blood salvage systems, specialized blood cell processing systems and disposables, blood transfusion management software and vascular closure devices. Financial information concerning these segments is provided in Note 18 to our audited consolidated financial statements contained in Item 8 of this Annual Report on Form 10-K.

We believe that Plasma and Hospital have growth potential, while Blood Center competes in challenging markets that require us to manage the business differently, including reducing costs, shrinking the scope of the current product line, and evaluating opportunities to exit unfavorable customer contracts.

Market and Products

Product Lines

The following describes our principal products in each of our segments.

- Plasma

Our Plasma business offers automated plasma collection and donor management software systems that improve the yield, efficiency, quality, safety and overall donor experience at plasma collection centers. We continue to invest in technology that lowers the overall cost to collect plasma while maintaining high standards of quality and safety.

Plasma Collection Market for Fractionation — Human plasma is collected for two purposes. First, it is used for transfusions in patients, such as trauma victims who need to compensate for extreme blood loss, and second, it is processed into pharmaceuticals that aid in the treatment of immune diseases and coagulation disorders.

Plasma for transfusion is almost exclusively collected by blood centers as part of their broader mission to supply blood components. Plasma that is fractionated and manufactured into pharmaceuticals - frequently referred to as “source plasma” - is mainly collected by vertically integrated biopharmaceutical companies who operate their own collection centers and recruit donors specifically for source plasma donation. The markets for transfusion plasma and source plasma have different participants, product requirements and growth profiles. We serve the market for plasma that is processed into pharmaceuticals through our Plasma business, and we serve the market for transfusion plasma through our Blood Center business.

One of the distinguishing features of the source plasma market is the method of collection. There are three primary ways to collect plasma. The first is to collect it from whole blood donations. When whole blood is processed, plasma can be separated at the same time as red cells and platelets and stored for future use. The second is as part of an apheresis procedure that also collects another blood component. These two methods are mainly used by blood centers to collect plasma for transfusions. The third method is a dedicated apheresis procedure that only collects plasma and

returns the other blood components to the donor. This third method is almost exclusively used for source plasma collection.

Our Plasma business unit focuses on the collection of source plasma by pharmaceutical manufacturers using apheresis devices that only collect plasma and software solutions that support the efficient operation of dedicated source plasma collection centers. Our Blood Center business supports the collection of plasma for blood collectors, such as the American Red Cross, using both whole blood collections sets and multi-component apheresis collection devices.

Over the last 20 years, the collection of source plasma has increasingly been performed by vertically integrated biopharmaceutical companies such as CSL Limited (together with its affiliates, “CSL”), Grifols S.A. (together with its affiliates, “Grifols”), Octapharma AG and Takeda's BioLife Plasma subsidiary. With their global operations and management expertise, these companies are focused on efficient plasma supply chain management and leveraging information technology to manage operations from the point of plasma donation through fractionation to the production of the final product.

Demand for source plasma has continued to grow because of an expanding end user market for plasma-derived biopharmaceuticals. In particular, therapies that require a significant quantity of plasma to create have fueled an increase in the number of donations and dedicated source plasma collection centers. A significant portion of this growth has occurred in the United States with U.S. produced plasma now meeting an increasing percentage of plasma volume demand worldwide. The U.S. has regulations that are significantly more favorable relative to other markets for plasma collectors. The frequency with which a donor may donate, the volume of plasma that may be donated each time and the ability to remunerate donors are all optimal in the U.S., leading to approximately 70% of worldwide source plasma collections occurring in the U.S. Plasma collectors have long sought changes to plasma collection regulations outside of the U.S. to allow for greater frequency, volume per donation, and remuneration but achievements have been limited and no significant short-term changes are foreseen in the prevalence of U.S. collections.

Plasma Products — Built around our automated plasma collection devices, related disposables, and software, our portfolio of products and services is designed to support multiple facets of plasma collector operations. We have a long-standing commitment to understanding our customers' collection and manufacturing processes. As a result, we aim to design equipment that is durable, dependable, and easy to use and to provide comprehensive training and support to our plasma collection customers.

Today, nearly all source plasma collections worldwide are performed using automated collection technology at dedicated facilities. We offer multiple products to support these dedicated source plasma operations, including our NexSys PCS® and PCS2® plasmapheresis equipment, related disposables and intravenous solutions. We also offer a portfolio of integrated information technology platforms for plasma customers to manage their donors, operations and supply chain. Our software products, including our latest NexLynk DMS® donor management system and Donor360® app, automate the donor interview and qualification process, streamline the workflow process in the plasma center, provide the controls necessary to evaluate donor suitability, determine the ability to release units collected and manage unit distribution. With our software solutions, plasma collectors can manage processes across the plasma supply chain, ensure quality and compliance business process support, react quickly to business changes and implement opportunities to reduce costs.

With our PCS brand, we have provided an automated platform dedicated to the collection of plasma for over 20 years. In fiscal 2018, we began transitioning customers from our PCS2 equipment to NexSys PCS.

NexSys PCS is designed to enable higher plasma yield collections, improve productivity in our customers' centers, enhance the overall donor experience and provide safe and reliable collections that will become life-changing medicines for patients. NexSys PCS includes bi-directional connectivity to the NexLynk DMS donor management system to improve operational efficiency within plasma centers, through automated programming of donation procedures and automated data capture of procedure data.

The NexSys PCS capabilities enable collections with higher plasma yields. Our YES™ technology is a yield-enhancing solution that enables increases in plasma yield per collection by an additional 18-26 mL per donation, on average. In fiscal 2021, we received FDA 510(k) clearance for our NexSys PCS with Persona® technology. NexSys PCS with Persona technology uses a percent plasma nomogram that customizes plasma collection based on an individual donor's body composition, including an additional 9-12% plasma yield. The new, proprietary Persona technology strengthens the NexSys PCS value proposition and reinforces our commitment to supporting the plasma

industry. We expect to pursue further regulatory clearances for additional enhancements to the overall product offering.

We have entered into long-term commercial contracts and are continuing the rollout and support of NexSys PCS devices and NexLynk DMS donor management software for these Plasma customers.

Our Plasma business unit represented 35.4%, 38.2% and 46.4% of our total revenue in fiscal 2022, 2021 and 2020, respectively.

- **Blood Center**

Our Blood Center business offers a range of solutions that improve donor collection centers' ability to collect and filter blood and separate blood components. We continue to look for solutions to help our customers improve donor safety and control costs through the existing product portfolio. Our products and technologies help donor collection centers optimize blood collection capabilities and donor processing management.

Blood Center Market — There are millions of blood donations throughout the world every year that produce blood products for transfusion to surgical, trauma or chronically ill patients. Patients typically receive only the blood components necessary to treat a particular clinical condition. Platelet therapy is frequently used to alleviate the effects of chemotherapy and to help patients with bleeding disorders. Red cells are often transfused to patients to replace blood lost during surgery and transfused to patients with blood disorders, such as sickle cell anemia or aplastic anemia. Plasma, in addition to its role in creating life-saving pharmaceuticals, is frequently transfused to replace blood volume in trauma victims and surgical patients.

When collecting blood components there are two primary collection methods, manual whole blood donations and automated component blood collections. While most donations are manual whole blood, the benefit of automated component blood collections is the ability to collect more than one unit of the targeted blood component. Manual whole blood donations are collected from the donor and then transported to a laboratory where the blood is separated into its components. Automated component blood collections separate the blood component real-time while a person is donating blood. In this method, only the specific target blood component is collected and the remaining components are returned to the blood donor.

While overall we expect total demand for blood to remain stable to slightly declining, demand in individual markets can vary greatly. The development in mature markets of more minimally invasive procedures with lower associated blood loss, as well as hospitals' improved blood management techniques and protocols have more than offset the increasing demand for blood from aging populations. Emerging markets are seeing demand growth with expanded healthcare coverage and greater access to more advanced medical treatments.

Blood Center Products — We offer automated blood component and manual whole blood collection systems to blood collection centers to collect blood products efficiently and cost effectively.

- We market the MCS® brand apheresis equipment which is designed to collect specific blood components from the donor. Utilizing the MCS automated platelet collection protocols, blood centers collect one or more therapeutic “doses” of platelets during a single donation.
- Our portfolio of disposable whole blood collection and component storage sets offer flexibility in collecting a unit of whole blood and the subsequent production and storage of blood components, including options for in-line or dockable filters for leukoreduction.

Our Blood Center business unit represented 30.1%, 35.3% and 32.1% of our total revenue in fiscal 2022, 2021 and 2020, respectively.

- **Hospital**

Hospitals are called upon to provide the highest standard of patient care while at the same time reduce operating costs. Haemonetics' Hospital business has four product lines: Hemostasis Management, Vascular Closure, Transfusion Management and Cell Salvage. Vascular Closure became a product line during fiscal 2021 as a result of the March 2021 acquisition of Cardiva Medical, Inc. (“Cardiva”), a market leader in vascular closure devices. Each product line has a leading market position and a mission of helping hospitals and clinicians provide the highest standard of patient care while at the same time reducing operating and procedural costs and helping decision makers in hospitals optimize blood acquisition, storage and usage in critical settings.

Hemostasis Management

Hemostasis Management Market — Hemostasis refers to a patient's ability to form and maintain blood clots. The clinical management of hemostasis requires that physicians have the most complete information to make decisions on how to best maintain a patient's coagulation equilibrium between hemorrhage (bleeding) and thrombosis (clotting). Hemostasis is a critical challenge in various medical procedures, including cardiovascular surgery, organ transplantation, trauma, post-partum hemorrhage and percutaneous coronary intervention. By understanding a patient's hemostasis status, clinicians can better plan for the patient's care pathway. For example, they may decide whether to start or discontinue the use of certain drugs or determine the need for a transfusion and which specific blood components would be most effective in minimizing blood loss and reducing clotting risk. Such planning supports better care, which can lead to lower hospital costs through a reduction in unnecessary blood product transfusions, reduced adverse transfusion reactions and shorter intensive care unit and hospital stays.

Hemostasis Management Products — Our portfolio of hemostasis diagnostic systems enables clinicians to assess holistically the coagulation status of a patient at the point-of-care or laboratory setting. We have four viscoelastic testing systems that we market to hospitals and laboratories as an alternative to routine blood tests: the TEG® 5000 hemostasis analyzer system, the TEG 6s hemostasis analyzer system, the ClotPro® hemostasis analyzer system, and the HAS-100 hemostasis analyzer system. While the TEG and HAS platforms utilize thromboelastography and the ClotPro system utilizes thromboelastometry, all of the platforms provide a method of testing the efficiency of blood coagulation using whole blood samples.

Each hemostasis diagnostic system consists of an analyzer that is used with single-use reagents and disposables. In addition, TEG Manager® software connects multiple TEG 5000 and TEG 6S analyzers throughout the hospital, providing clinicians with remote access to both active and historical test results that inform treatment decisions.

The TEG 5000 system is approved for a broad set of indications in all of our markets. The TEG 6s system is approved for the same set of indications as the TEG 5000 in Europe, Australia and Japan. We continue to pursue a broader set of indications for TEG 6s in the U.S. We received FDA clearance for the use of TEG 6s in adult trauma settings. This clearance builds on the current indication for the TEG 6s system in cardiovascular surgery and cardiology procedures, making it the first cartridge-based system available in the U.S. to evaluate the hemostasis condition in adult trauma patients. The ClotPro system received CE mark clearance and is currently available in select European and Asia Pacific markets. The HAS-100 device is currently commercialized in China.

Vascular Closure

Vascular Closure Market — Catheter-based, minimally invasive alternatives to open surgery have transformed cardiovascular medicine. The majority of these procedures gain access to the vascular system through the femoral artery or vein. These access sites in the vessel require closure post procedure. Even with the major advances in technology over the last 40 years, the most common complications in coronary and peripheral procedures are still related to the access site. Manual compression, the traditional standard of care, involves the application of pressure in order to facilitate the formation of a blood clot at the access site. Vascular closure devices improve upon manual compression by rapidly closing the access site and facilitating more efficient workflow.

Vascular Closure Products — The VASCADE® technology platform was developed to address the limitations of manual compression and existing vascular closure devices. Our VASCADE family of products consists of two devices, VASCADE and VASCADE MVP®, which share a common, innovative technology that features a simple, catheter-based delivery system and leverages the natural clot-inducing properties of collagen. This novel design significantly reduces access site complications, increases patient satisfaction and improves hospital workflow metrics that, in turn, drive economic benefits and cost savings. Our Vascular Closure devices address the growing number of catheter-based coronary, peripheral and electrophysiology procedures that require vascular access site closure each year.

Designed around an easy to use, catheter-based delivery system and the natural clot-inducing properties of collagen, our VASCADE product is the only marketed vascular closure device clinically proven to both increase workflow efficiency and reduce access site complications relative to manual compression for coronary and peripheral procedures. Similarly, our VASCADE MVP device is the only marketed vascular closure device clinically proven and labeled to improve workflow relative to manual compression for electrophysiology procedures. Importantly, these improvements drive meaningful cost savings for hospitals, ambulatory surgery centers, and other treatment facilities.

During fiscal 2022, the VASCADE MVP Venous Vascular Closure System became the first and only vascular closure device to receive FDA indication for same-day discharge following atrial fibrillation ablation.

Transfusion Management

Transfusion Management Market — Hospital transfusion services professionals and clinicians are facing cost restraints in addition to the pressure to enhance patient safety, compliance and operational efficiency. Managing the safety and traceability of the blood supply chain and comprehensive management of patients, orders, specimens, blood products, derivatives and accessories across the hospital network is challenging. In addition, providing clinicians with the vital access to blood when needed most while maintaining traceability is a key priority. Frequently when blood products leave the blood bank, the transfusion management staff loses control and visibility of the blood components. They often do not know if the blood was handled, stored or transfused properly, which may lead to negative effects on patient safety, product quality, inventory availability and staff efficiency as well as increased waste.

Transfusion Management Products — Our Transfusion Management solutions are designed to help provide safety, traceability and compliance from the hospital blood bank to the patient bedside and enable consistent care across the hospital network. Our SafeTrace Tx[®] transfusion management software is considered the system of record for all hospital blood bank and transfusion service information. BloodTrack[®] blood management software is a modular suite of blood management and bedside transfusion solutions that combines software with hardware components and acts as an extension of the hospital's blood bank information system. The software is designed to work with blood storage devices, including the BloodTrack HaemoBank[®].

Cell Salvage

Cell Salvage Market — The Cell Salvage market is mainly comprised of devices designed to transfuse back a patient's own blood during or after surgery. Loss of blood is common in many surgical procedures, including open heart, trauma, transplant, vascular and orthopedic procedures, and the need for transfusion of oxygen-carrying red cells to make up for lost blood volume is routine. Patients commonly receive donor (or allogeneic) blood which carries various risks for transfusion reactions including chills, fevers or other side effects that can prolong a patient's recovery.

An alternative to allogeneic blood is surgical cell salvage, also known as autotransfusion, which reduces or eliminates a patient's need for blood donated from others and ensures that the patient receives the freshest and safest blood possible - his or her own. Surgical cell salvage involves the collection of a patient's own blood during or after surgery for reinfusion of red cells to that patient. Blood is suctioned from the surgical site or collected from a wound or chest drain, processed and washed through a centrifuge-based system that yields concentrated red cells available for transfusion back to the patient. This process occurs in a sterile, closed-circuit, single-use consumable set that is fitted into an electromechanical device. We market our surgical blood salvage products to surgical specialists, primarily cardiovascular, orthopedic and trauma surgeons, and to anesthesiologists and surgical suite service providers.

Cell Salvage Products — Our Cell Saver[®] Elite[®]+ autologous blood recovery system is a surgical blood salvage system targeted to medium to high blood loss procedures, such as cardiovascular, orthopedic, trauma, transplant, vascular, obstetrical and gynecological surgeries. The Cell Saver Elite + is designed to minimize allogeneic blood use and reliably recover and transfuse a patient's own high-quality blood.

Our Hospital business unit represented 32.5%, 24.2% and 19.6% of our total revenue in fiscal 2022, 2021 and 2020, respectively.

Marketing/Sales/Distribution

We market and sell our products to biopharmaceutical companies, blood collection groups and independent blood centers, hospitals and hospital service providers, group purchasing organizations and national health organizations through our own direct sales force (including full-time sales representatives and clinical specialists) as well as independent distributors. Sales representatives target the primary decision-makers within each of those organizations.

Research and Development

Our research and development centers in the U.S. ensure that protocol variations are incorporated to closely match local customer requirements. In addition, Haemonetics maintains software development operations in Canada.

Customer collaborations are also an important part of our technical strength and competitive advantage. These collaborations with customers and transfusion experts provide us with ideas for new products and applications, enhanced protocols and potential test sites as well as objective evaluations and expert opinions regarding technical and performance issues.

The development of blood component separation products, hemostasis analyzers and software has required us to maintain technical expertise in various engineering disciplines, including mechanical, electrical, software, biomedical engineering and chemistry. Innovations resulting from these various engineering efforts enable us to develop systems that are faster, smaller and more user-friendly, or that incorporate additional features important to our customer base.

In fiscal 2022, research and development resources were allocated to support innovation across our product portfolio. In October 2020, we announced FDA clearance for our NexSys PCS[®] with Persona[®] technology. In April 2020, we also announced the commercial availability of the next generation of SafeTrace Tx Transfusion Management Software in the United Kingdom. This software version features significant improvements to the user experience and workflow efficiency. Additionally, we have continued to make investments related to our next generation plasma collection and software systems, the European Medical Device Regulation and In Vitro Diagnostic Regulation, our Hemostasis Management product line, and our recent product acquisitions in Hospital.

Manufacturing

We endeavor to supply products that are both high quality and cost competitive for our customers by leveraging continuous improvement methodologies, focusing on our core competencies and partnering with strategic suppliers that complement our capabilities. In general, we design our equipment and consumables and use contract manufacturers to build the devices, while the majority of consumables are manufactured by us.

Our production activities occur in controlled settings or “clean room” environments and have built-in quality checks throughout the manufacturing processes. Our manufacturing teams are focused on continuously improving our productivity, product cost and product quality through change control procedures, validations and strong supplier management programs. We regularly review our logistics capabilities, inventory and safety stock levels and maintain business continuity plans to address supply disruptions that may occur.

Our primary consumable manufacturing operations are located in North America and Malaysia. Contract manufacturers also supply component sets and liquid solutions according to our specifications and manufacture in Japan, Singapore, Thailand and the Philippines. Our capital equipment is principally manufactured in Malaysia, Australia and the U.S.

Plastics and other petroleum-based products are the principal components of our disposable products and can be affected by oil and gas prices. Contracts with our suppliers help to mitigate some of the short term effects of price volatility in this market. However, increases in the price of petroleum derivatives could result in corresponding increases in our costs to procure plastic raw materials.

Intellectual Property

We consider our intellectual property rights to be important to our business. We rely on a combination of patent, trademark, copyright and trade secret laws, as well as provisions in our agreements with third parties, to protect our intellectual property rights.

We hold numerous patents in the United States and have applied for numerous additional U.S. patents relating to our products and related technologies. We also own or have applied for corresponding patents in selected foreign countries. These patents cover certain elements of our products and processes, including protocols employed in our equipment and aspects of certain of our disposables. Our patents may cover current products, products in markets we plan to enter, or products in markets we plan to license to others. Certain patents may also be defensive in that they are directed to technologies not currently embodied in our current products. We also may license patent rights from third parties that cover technologies that we use or plan to use in our business.

We own various trademarks that have been registered in the United States and certain other countries.

Our policy is to obtain patent and trademark rights in the U.S. and foreign countries where such rights are available and we believe it is commercially advantageous to do so. However, the standards for international protection of intellectual property vary widely. We cannot assure that pending patent and trademark applications will result in issued patents and registered

trademarks, that patents issued to or licensed by us will not be challenged or circumvented by competitors, or that our patents will not be determined invalid.

To maintain our competitive position, we also rely on the technical expertise and know-how of our personnel. We believe that unpatented know-how and trade secrets relied upon in connection with our business and products are generally as important as patent protection in establishing and maintaining a competitive advantage.

Competition

To remain competitive, we must continue to develop and acquire new cost-effective products, information technology platforms and business services. We believe that our ability to maintain a competitive advantage will continue to depend on a combination of factors. Some factors are largely within our control such as: (i) maintenance of a positive reputation among our customers, (ii) development of new products that meet our customer's needs, (iii) obtaining regulatory approvals for our products in key markets, (iv) obtaining patents that protect our innovations, (v) development and protection of proprietary know-how in important technological areas, (vi) product quality, safety and cost effectiveness and (vii) continual and rigorous documentation of clinical performance. Other factors are outside of our control. We could see changes in regulatory standards or clinical practice that favor a competitor's technology or reduce revenues in key areas of our business.

Our technical staff is highly skilled, but certain competitors have substantially greater financial resources and larger technical staff at their disposal. There can be no assurance that competitors will not direct substantial efforts and resources toward the development and marketing of products competitive with those of Haemonetics.

In addition, we face competition from several large, global companies with product offerings similar to ours. Terumo Blood and Cell Technologies ("Terumo BCT") and Fresenius SE & Co. KGaA, in particular, have significantly greater financial and other resources than we do and are strong competitors in a number of our businesses. The following provides an overview of the key competitors in each of our three global product enterprises.

- *Plasma*

In the automated plasma collection market, we principally compete with Fresenius' Fenwal Aurora and Aurora Xi product lines and Terumo BCT's Rika device on the basis of speed, plasma yield per donation, quality, reliability, ease of use, services and technical features of the collection systems and on the long-term cost-effectiveness of equipment and disposables. In China, the market is populated by local producers of a product that is intended to be similar to ours. Recently, those competitors have expanded to markets beyond China, including European and South American countries. In the field of plasma related software, MAK Systems is the primary competitor along with applications developed internally by our customers.

- *Blood Center*

Most donations worldwide are traditional manual whole blood collections and approximately 30% of the Blood Center portfolio competes in this space. We face intense competition in our whole blood business on the basis of quality and price. Our main competitors are Fresenius, MacoPharma and Terumo BCT.

Our MCS automated component blood collections, which represents approximately 60% of the Blood Center portfolio, not only compete against the traditional manual whole blood collection market (particularly in red cells) but also compete with products from Terumo BCT and Fresenius. Technology is the key differentiator in automated component blood collections, as measured by the time to collect more than one unit of a specific targeted blood component. While not all donors are eligible to donate more than one unit, it continues to become more prevalent in markets with a significant number of eligible donors. Therefore, both Haemonetics and our competitors continue to experience downward pressure on collection through single platelet collection procedures.

- *Hospital*

Hemostasis Management

Our hemostasis analyzer systems are used primarily in surgical applications. Competition includes routine coagulation tests, such as prothrombin time, partial thromboplastin time and platelet count marketed by various manufacturers, such as Instrumentation Laboratory, Diagnostica Stago SAS and Sysmex. The TEG analyzer competes with these routine laboratory tests based on its ability to provide a more complete picture of a patient's hemostasis at a single point in time and to measure the clinically relevant platelet function for an individual patient.

In addition, TEG and ClotPro systems compete more directly with other viscoelastic testing systems, including ROTEM® analyzers, the VerifyNow® System and HemoSonics Quantra™. ROTEM and VerifyNow instruments are marketed by Instrumentation Laboratory, a subsidiary of Werfen. HemoSonics is owned and offered by Diagnostica Stago. There are also additional technologies being explored to assess viscoelasticity and other characteristics that can provide insights into the coagulation status of a patient. In the advanced viscoelastic testing segment, Haemonetics is the global market leader.

Vascular Closure

The vascular closure industry is highly competitive and has been evolving rapidly with the introduction of new products, technologies, regulations and activities of industry participants. Our VASCADE family of products serves as an alternative to existing methods of femoral vascular access site closure in interventional procedures, including manual compression and other femoral access closure devices. Our main competitors in femoral access closure for coronary and peripheral procedures include Terumo BCT, Abbott Laboratories and Cardinal Health. There are not currently any competing vascular access site closure devices that are labeled for electrophysiology procedures that require multiple access sites.

We compete primarily on the basis that our products are optimized for the requirements of coronary, peripheral and electrophysiology procedures, including procedures that require multiple access sites. In addition, our value proposition is supported by robust clinical trial evidence and study data, which demonstrate reduced access site complication rates as well as workflow improvements compared to manual compression that lead to cost savings.

Transfusion Management

SafeTrace Tx and BloodTrack compete in the transfusion management software market within the broader category of hospital information systems. SafeTrace Tx is an FDA regulated blood bank information system ("BBIS") that integrates and communicates with other healthcare information systems such as the electronic health record and laboratory information system within the hospital. The BloodTrack software, also FDA regulated, is an extension of the BBIS and provides secure, traceable blood units at the point-of-care, including trauma, surgery, outpatient and critical care settings. Growth drivers for these markets include patient safety, operational efficiencies and compliance.

SafeTrace Tx competition primarily consists of stand-alone BBIS including WellSky and some electronic health record software that includes a built-in transfusion management solution including Cerner. Global competition for BloodTrack varies by country including MSoft in Europe and established blood practices in the U.S. such as using standard refrigerators and manual movement of blood products. BloodTrack integrates with the hospital's existing lab or blood bank system allowing for greater market acceptance.

Cell Salvage

In the intraoperative autotransfusion market, competition is based on reliability, ease of use, service, support and price. For high-volume platforms, each manufacturer's technology is similar and our Cell Saver technology competes principally with products offered by LivaNova PLC, Medtronic and Fresenius.

Significant Customers

In fiscal 2022, 2021 and 2020, our ten largest customers accounted for approximately 45%, 49% and 54% of our net revenues, respectively. In fiscal 2022, one Plasma customer, CSL, was greater than 10% of total net revenue and in total accounted for approximately 12% of net revenues. In addition to CSL, two customers also accounted for greater than 10% of the Plasma segment's net revenues and one customer accounted for greater than 10% of the Blood Center segment's net revenue, but did not exceed 10% of total net revenues, in fiscal 2022.

Government Regulation

Due to the variety of products that we manufacture, we and our products are subject to a wide range of regulations from numerous government agencies, including the FDA, and similar agencies outside the U.S. To varying degrees, each of these agencies requires us to comply with laws and regulations governing the development, testing, manufacturing, labeling, marketing and distribution of our products.

In the United States, medical devices, drugs, and biological products are subject to extensive regulation by FDA under the Federal Food, Drug, and Cosmetic Act, or FDCA, and other federal and state statutes and regulations. The failure to comply with applicable U.S. requirements may subject a company to a variety of administrative or judicial sanctions, such as FDA refusal to clear or approve applications, warning or untitled letters, product recalls, product seizures, total or partial suspension of production or distribution, injunctions, fines, civil penalties and criminal prosecution.

Medical Device Regulation

Premarket Requirements - U.S.

Unless an exemption applies, all medical devices introduced to the U.S. market are required by the FDA, as a condition of marketing, to secure clearance of a 510(k) premarket notification, grant of a request for de novo classification, or approval of a premarket approval application, or PMA. The FDA classifies medical devices into one of three classes based on risk. Devices deemed to pose a low or moderate risk are placed in Class I or II. Manufacturers of most Class II devices, and a few Class I devices, must submit to the FDA a 510(k) premarket notification requesting clearance for commercial distribution. Devices deemed by the FDA to pose the greatest risk or devices deemed not substantially equivalent to a previously cleared 510(k) device are placed in Class III, requiring submission and approval of a PMA or risk-based classification through the de novo process.

To obtain 510(k) clearance, we must submit a premarket notification demonstrating that the proposed device is "substantially equivalent" to a previously 510(k)-cleared device or a device that was in commercial distribution before May 28, 1976 for which the FDA has not yet called for the submission of PMAs, or a device that has been the subject of a de novo classification. The FDA's 510(k) clearance pathway usually takes from three to 12 months from the date the notification is submitted, but it can take longer, depending on the extent of the FDA's requests for additional information and the amount of time a sponsor takes to fulfill them. We may need to first obtain an investigational device exemption (for significant risk devices), known as an IDE, in order to conduct extensive clinical testing of the device to obtain the necessary clinical data for submission to the FDA. After a device receives 510(k) clearance, any modification that could significantly affect its safety or effectiveness, or that would constitute a major change in its intended use, will require a new 510(k) clearance or could require premarket approval.

A device that cannot demonstrate substantial equivalence to a previously marketed predicate is automatically deemed Class III. The de novo process provides a pathway to classify novel medical devices for which general controls alone, or general and special controls, provide reasonable assurance of safety and effectiveness for the intended use, but for which there is no legally marketed predicate device. Once a request for de novo classification is granted by the FDA, the newly classified device may be used as a predicate by the applicant or a competitor in a future 510(k) notification submission, if the FDA determines that new devices of the same type require 510(k) clearance.

Devices deemed by the FDA to pose the greatest risk are placed in Class III. A PMA is required for most Class III devices. The PMA process is generally more detailed, lengthier and more expensive than the 510(k) and de novo processes. Prior to the acquisition of Cardiva in March 2021, we had not been required to obtain a PMA for any of our products and did not have any Class III products in our product pipeline. With the acquisition of Cardiva, we have acquired VASCADE and VASCADE MVP, which are both Class III products for which PMAs were previously obtained. The 510(k) clearance, de novo classification, and PMA processes can be resource intensive, expensive, lengthy and require payment of significant user fees.

Postmarket Requirements - U.S.

After the FDA permits a device to enter commercial distribution, numerous regulatory requirements continue to apply. Generally, establishments that design and/or manufacture devices are required to register with the FDA. They also must provide the FDA with a list of the devices that they design and/or manufacture at their facilities. Other postmarket requirements include compliance with:

- The Quality System Regulation, or QSR, which sets forth current good manufacturing practice, or cGMP, requirements for medical devices. The QSR applies to manufacturers, including contract manufacturers, of finished medical devices, and governs methods, facilities, and controls used in designing, manufacturing, packaging, labeling, storing, installing and servicing such devices. Among other requirements, manufacturers of medical devices must establish a quality system appropriate for the devices they manufacture.
- Labeling regulations, including unique device identification;

- Medical device reporting, or MDR, regulations, which require that manufacturers report to the FDA if their device may have caused or contributed to a death or serious injury or malfunctioned in a way that would likely cause or contribute to a death or serious injury if the malfunction were to recur; and
- Medical device correction and removal (recall) regulations with their associated reporting obligations.

Additionally, we and the manufacturing facilities of some of our suppliers are subject to unannounced inspections by the FDA to determine our compliance with the QSR and other applicable regulations described above. The FDA can issue Form 483 Notices of Observation, warning letters or untitled letters, seek a court order detaining or seizing certain devices, seek an injunction, suspend regulatory clearance or approvals, ban certain medical devices, order repair, replacement or refund of those devices and require notification of health professionals and others with regard to medical devices that present risks of substantial harm to the public health. The FDA may also initiate action for criminal prosecution of violations.

The FDA also may require post market testing, surveillance, or other measures to monitor the effects of an approved or cleared product. The FDA may place conditions on a PMA-approved device that could restrict the distribution or use of the product. In addition, quality control, manufacture, packaging, and labeling procedures must continue to conform to QSRs after approval and clearance, and manufacturers are subject to periodic inspections by the FDA. Accordingly, manufacturers must continue to expend time, money, and effort in the areas of production and quality control to maintain compliance with QSRs. The FDA may withdraw product approvals or recommend or require product recalls if a company fails to comply with regulatory requirements.

Advertising, marketing and promotional activities for devices are also subject to FDA oversight. The failure to comply with the requirements applicable to these activities can result in FDA enforcement action.

Manufacturers of medical devices are permitted to promote products solely for the uses and indications set forth in the approved or cleared product labeling. Promotion of products for uses not described in the approved or cleared labeling ("off-label" uses) has resulted in enforcement actions against manufacturers, including actions alleging violation of the Federal False Claims Act, federal and state healthcare fraud and abuse laws, and state consumer protection laws. The failure to comply with prohibitions on "off-label" promotion can result in significant monetary penalties, suspension of sales of certain products, product recalls, civil or criminal sanctions, exclusion from participating in federal healthcare programs, or other enforcement actions. In the United States, allegations of such wrongful conduct could also result in a corporate integrity agreement with the U.S. government that imposes significant administrative obligations and costs.

Requirements Outside the U.S.

The regulatory review process varies from country to country and may in some cases require the submission of clinical data. Our international sales are subject to regulatory requirements in the countries in which our products are sold. For example, the EU has adopted the EU Medical Device Regulation (the "EU MDR") and the EU In Vitro Diagnostic Regulation (the "EU IVDR"), each of which impose stricter requirements for the marketing and sale of medical devices, including in the area of clinical evaluation requirements, quality systems and postmarket surveillance, than the medical device directives they replace. The EU MDR became fully applicable as of May 26, 2021, and the EU IVDR is fully applicable as of May 26, 2022. There is a transition period for devices with a notified body certificate with an expiry date after the date of full application. However, a new EU certificate under the applicable Regulations must be obtained before that expiry date if there is to be no interruption in manufacturing and supply of devices to the market. There are nevertheless a number of provisions that need to be complied with from the date of application, including updating the postmarket surveillance process, appointing an importer for the EU, appointing a person responsible for regulatory compliance, and updating economic operator agreements. Complying with the requirements of these regulations has and will continue to require us to incur significant expenditures. Failure to meet these requirements could adversely impact our business in the EU and other regions that tie their product registrations to the EU requirements. Regulatory requirements in other jurisdictions also continue to become more stringent, increasing regulatory requirements to register and maintain products in these markets.

Drug Regulation

Development and Approval

Under the FDCA, FDA approval of a new drug application, or NDA, is generally required before any new drug can be marketed in the U.S. NDAs require extensive studies and submission of a large amount of data by the applicant.

A generic version of an approved drug is approved by means of an abbreviated new drug application, or ANDA, by which the sponsor demonstrates that the proposed product is the same as the approved, brand-name drug, which is referred to as the

Table of Contents

“reference listed drug,” or RLD. Generally, an ANDA must contain data and information showing that the proposed generic product and RLD have the same active ingredient, in the same strength and dosage form, to be delivered via the same route of administration, are intended for the same uses and are bioequivalent. This more limited data set is in lieu of independently demonstrating the proposed product’s safety and effectiveness, which are inferred from the fact that the product is the same as the RLD, which the FDA previously found to be safe and effective.

We currently hold NDAs and ANDAs for liquid solutions (including anticoagulants, intravenous saline and a red blood cell storage solution), which we sell with our blood component and whole blood collection systems.

Post-Approval Regulations

After the FDA permits a drug to enter commercial distribution, numerous regulatory requirements continue to apply. These include the FDA’s current cGMPs, which include a series of requirements relating to organization and training of personnel, buildings and facilities, equipment, control of components and drug product containers and closures, production and process controls, quality control and quality assurance, packaging and labeling controls, holding and distribution, and laboratory controls and records and reports. The FDA has also established labeling regulations, advertising and promotion requirements and restrictions; regulations regarding conducting recalls of product; and requirements relating to the reporting of adverse events.

Failure to comply with applicable FDA requirements and restrictions in this area may subject a company to adverse publicity, such as warning letters, and enforcement action by the FDA, the Department of Justice, or the Office of the Inspector General of the Department of Health and Human Services, as well as state authorities. This could subject a company to a range of penalties that could have a significant commercial impact, including civil and criminal fines and entering into agreements with the government that materially restrict the manner in which a company promotes or distributes drug or biological products.

Requirements Outside the U.S.

We must obtain the requisite marketing authorizations from regulatory authorities in foreign countries prior to marketing of a product in those countries. The requirements and process governing product licensing vary from country to country. If we fail to comply with applicable foreign regulatory requirements, we may be subject to, among other things, warning letters or untitled letters, injunctions, civil, administrative, or criminal penalties, monetary fines or imprisonment, suspension or withdrawal of regulatory approvals, suspension of ongoing clinical studies, refusal to approve pending applications or supplements to applications filed by us, suspension or the imposition of restrictions on operations, product recalls, the refusal to permit the import or export of our products or the seizure or detention of products.

Conflict Minerals

The Dodd-Frank Wall Street Reform and Consumer Protection Act imposes disclosure requirements regarding the use of “Conflict Minerals” mined from the Democratic Republic of Congo and adjoining countries in products, whether or not these products are manufactured by third parties. The conflict minerals include tin, tantalum, tungsten and gold and their derivatives. These requirements could affect the pricing, sourcing and availability of minerals used in the manufacture of our products. There may be material additional costs associated with complying with the disclosure requirements, such as costs related to determining the source of any conflict minerals used in our products. Our supply chain is complex and we may be unable to verify the origins for all metals used in our products as well as costs of possible changes to products processes, or sources of supply as a consequence of such verification activities.

Fraud and Abuse Laws

We are subject to fraud and abuse and other healthcare laws and regulations that constrain the business or financial arrangements and relationships through which we market, sell and distribute our products. In addition, we are subject to transparency laws and patient privacy regulation by U.S. federal and state governments and by governments in foreign jurisdictions in which we conduct our business. We have described below some of the key federal, state and foreign healthcare laws and regulations that apply to our business.

The federal healthcare program Anti-Kickback Statute prohibits, among other things, knowingly and willfully offering, paying, soliciting or receiving remuneration, directly or indirectly, in cash or in kind, to induce or in return for purchasing, leasing, ordering or arranging for or recommending the purchase, lease or order of any healthcare item or service reimbursable, in whole or in part, under Medicare, Medicaid or other federally financed healthcare programs. This statute has been interpreted to apply

to arrangements between manufacturers of federally reimbursed products on one hand and prescribers, purchasers and others in a position to recommend, refer, or order federally reimbursed products on the other. Although there are a number of statutory exemptions and regulatory safe harbors protecting certain common activities from prosecution, the exemptions and safe harbors are drawn narrowly and practices that involve remuneration to those who prescribe, purchase, or recommend medical devices or pharmaceutical and biological products, including certain discounts, or engaging consultants as speakers or consultants, may be subject to scrutiny if they do not fit squarely within the exemption or safe harbor. Our practices may not in all cases meet all of the criteria for safe harbor protection from anti-kickback liability. Moreover, there are no safe harbors for many common practices, such as educational and research grants. Liability may be established without a person or entity having actual knowledge of the federal Anti-Kickback Statute or specific intent to violate it. In addition, the government may assert that a claim including items or services resulting from a violation of the federal Anti-Kickback Statute constitutes a false or fraudulent claim for purposes of the civil False Claims Act.

The federal civil False Claims Act prohibits, among other things, any person from knowingly presenting, or causing to be presented, a false, fraudulent or materially incomplete claim for payment of government funds, or knowingly making, using, or causing to be made or used, a false record or statement material to an obligation to pay money to the government or knowingly concealing or knowingly and improperly avoiding, decreasing, or concealing an obligation to pay money to the federal government. In recent years, companies in the healthcare industry have faced enforcement actions under the federal False Claims Act for, among other things, allegedly providing free product to customers with the expectation that the customers would bill federal programs for the product or causing false claims to be submitted because of the company's marketing the product for unapproved and thus non-reimbursable, uses. False Claims Act liability is potentially significant in the healthcare industry because the statute provides for treble damages and mandatory penalties of tens of thousands of dollars per false claim or statement. Healthcare companies also are subject to other federal false claims laws, including, among others, federal criminal healthcare fraud and false statement statutes that extend to non-government health benefit programs.

The federal Health Insurance Portability and Accountability Act of 1996, or HIPAA, as amended by the Health Information Technology for Economic and Clinical Health Act, or HITECH, among other things, imposes criminal and civil liability for knowingly and willfully executing a scheme to defraud any healthcare benefit program, including private third party payers and knowingly and willfully falsifying, concealing or covering up a material fact or making any materially false, fictitious or fraudulent statement in connection with the delivery of or payment for healthcare benefits, items or services.

In addition, the Physician Payment Sunshine Act, implemented as the Open Payments program, requires manufacturers of certain products reimbursed by Medicare, Medicaid, or the Children's Health Insurance Program to track and report information to the federal government on certain payments or transfers of value that they make to physicians (defined to include doctors, dentists, optometrists, podiatrists and chiropractors) and teaching hospitals, as well as ownership and investment interests held by physicians and their immediate family members. Manufacturers are also required to collect information regarding payments and other transfers of value to physician assistants, nurse practitioners, clinical nurse specialists, anesthesiologist assistants, certified registered nurse anesthetists, and certified nurse-midwives for reporting. The reported data is made available in searchable form on a public website on an annual basis. Failure to submit required information may result in civil monetary penalties.

Many states have adopted analogous laws and regulations, including state anti-kickback and false claims laws, which may apply to items or services reimbursed under Medicaid and other state programs or, in several states, regardless of the payer. Several states have enacted legislation requiring pharmaceutical and medical device companies to, among other things, establish marketing compliance programs; file periodic reports with the state, including reports on gifts and payments to individual health care providers; make periodic public disclosures on sales, marketing, pricing, clinical trials and other activities; and/or register their sales representatives. Some states prohibit specified sales and marketing practices, including the provision of gifts, meals, or other items to certain health care providers and/or offering co-pay support to patients for certain prescription drugs.

Other countries, including a number of EU Member States, have laws of similar application.

Environmental Matters

Failure to comply with international, federal and local environmental protection laws or regulations could have an adverse impact on our business or could require material capital expenditures. We continue to monitor changes in U.S. and international environmental regulations and emerging industry expectations that may present a significant risk to the business, including laws or regulations relating to the manufacture or sale of products using plastics and evolving customer expectations with respect to environmental stewardship.

Human Capital

Our employees are the foundation of our organization, each with their own talents, backgrounds and abilities. As of April 2, 2022, we employed the full-time equivalent of 2,821 persons. Approximately 78% of our employees are located in North America and the remaining 22% are located across 19 other countries.

In our industry, there is substantial competition for key personnel in the regions in which we operate. Recruiting, developing and retaining talented employees is critical to both our strategy and our ability to compete effectively in the markets we serve. We are committed to building a collaborative, performance-driven culture that attracts and retains the best talent. We strive to do this by soliciting employee perspectives, investing in their development, promoting employee health and safety, providing competitive pay and benefits and recognizing that the diversity of our teams and their ideas helps build our culture and strengthens our ability to make our work matter for the customers, patients, donors and healthcare providers who depend on us. These efforts include:

- *Employee Engagement.* We conduct an annual employee engagement survey, with at least 90% global participation since fiscal 2018. Feedback from these surveys is shared across the organization and informs both Company-sponsored initiatives and shared action plans between managers and direct reports.
- *Employee Development.* We offer a variety of programs and resources designed to facilitate our employees' career development, training and networking, including:
 - Manager development sessions focused on leadership skills, such as performance management training, coaching and feedback;
 - Continuous improvement training for employees in functions that can best leverage and utilize process improvement practices;
 - Best-in-class learning management system and dynamic content libraries aimed to meet the individual needs of employees' current roles as well as future goals and aspirations; and
 - Tuition reimbursement to support degree programs and certifications.
- *Competitive Pay and Benefits.* We offer market-competitive base pay and benefits to our employees around the world. Most of our employees also have variable components to their compensation that are tied to achievement of corporate and individual performance goals, the fluctuations of our stock price, or a combination of both. We also offer an Employee Stock Purchase Plan to eligible employees, consistent with our philosophy that compensation should align the interests of employees and shareholders and promote a long-term shareholder perspective.
- *Health and Safety.* As a Company, we are also committed to making our workplaces safe and secure. This includes eliminating unsafe work practices and workplace injuries and illnesses and promoting the health, safety and well-being of all employees, contractors and visitors. Important objectives in achieving our vision include: creating a positive safety culture, maintaining an effective safety management system and reducing risk in the workplace. Our response to the COVID-19 pandemic has focused on business continuity and the safety of our employees. This includes prioritizing employee safety with remote work for employees in our administrative functions, implementing extensive cleaning and sanitation processes for all Haemonetics facilities, and instituting various safety protocols to limit exposure for our manufacturing and customer facing employees, including field service and sales teams, to ensure supplies and support for our customers. We have also instituted protocols to ensure compliance with vaccine mandates applicable to our employees. Beginning in March 2022, we executed plans to return employees to offices in jurisdictions where safe and feasible and introduced a new hybrid work model for administrative functions in the U.S. and certain other jurisdictions.
- *Diversity, Equity and Inclusion.* The diversity of our teams and their ideas helps build our collaborative, performance driven culture. We understand the value that each individual brings to our workplace, and we are committed to providing an inclusive environment where every individual has the opportunity to thrive. Additionally, we encourage colleagues with shared interests and affinities to connect and learn from one another. For example, in 2020 we formed the Women's Initiative Network under the sponsorship of executive leaders that meets regularly, provides development opportunities and participates in external networking events.

Availability of Reports and Other Information

All of our corporate governance materials, including the Principles of Corporate Governance, Code of Conduct and the charters of the Audit, Compensation, Governance and Compliance and Technology Committees are published on the Investor Relations section of our website at www.haemonetics.com. On this website the public can also access, free of charge, our annual, quarterly and current reports and other documents filed or furnished to the Securities and Exchange Commission, or SEC, as soon as reasonably practicable after we electronically file such material with, or furnish it to, the SEC. The SEC maintains an internet site (<http://www.sec.gov>) that contains reports, proxy and information statements and other information regarding issuers that file documents electronically.

Cautionary Statement Regarding Forward-Looking Information

Certain statements that we make from time to time, including statements contained in this Annual Report on Form 10-K and incorporated by reference into this report, constitute “forward looking-statements” within the meaning of Section 27A of the Securities Act of 1933 and Section 21E of the Securities Exchange Act of 1934. Forward-looking statements do not relate strictly to historical or current facts and reflect management’s assumptions, views, plans, objectives and projections about the future. Forward-looking statements may be identified by the use of words such as “may,” “will,” “should,” “could,” “would,” “expects,” “plans,” “anticipates,” “believes,” “estimates,” “projects,” “predicts,” “foresees,” “potential” and other words of similar meaning in conjunction with, among other things: discussions of future operations; expected operating results and financial performance; impacts of the COVID-19 pandemic; the Company’s strategy for growth; product development, commercialization and anticipated performance and benefits; regulatory approvals; impacts of acquisitions or dispositions; market position and expenditures.

Because forward-looking statements are based on current beliefs, expectations and assumptions regarding future events, they are subject to uncertainties, risks and changes that are difficult to predict and many of which are outside of the Company’s control. Investors should realize that if underlying assumptions prove inaccurate, or known or unknown risks or uncertainties materialize, the Company’s actual results and financial condition could vary materially from expectations and projections expressed or implied in its forward-looking statements. Investors are therefore cautioned not to rely on these forward-looking statements.

The following are some important factors that could cause our actual results to differ from our expectations in any forward-looking statements. For further discussion of these and other factors, see Item 1A. Risk Factors in this report.

- The effect of the ongoing COVID-19 pandemic, or outbreaks of communicable diseases, on our business, financial conditions and results of operations, including the time it will take for vaccines to be broadly distributed and administered worldwide, and the effectiveness of such vaccines in slowing or stopping the spread of COVID-19 and its variants and mitigating the economic effects of the pandemic, including inflationary pressures and higher freight costs in our global supply chain;
- Failure to achieve our long-term strategic and financial-improvement goals;
- Demand for and market acceptance risks for new and existing products, including material reductions in purchasing from or loss of a significant customer;
- Our ability to develop, manufacture and market new products and technologies successfully and in a timely manner and the ability of our competitors and other third parties to develop products or technologies that render our products or technologies noncompetitive or obsolete;
- Product quality or safety concerns, leading to product recalls, withdrawals, regulatory action by the FDA (or similar non-U.S. regulatory agencies), reputational damage, declining sales or litigation;
- Our ability to retain and attract key personnel;
- Security breaches of our information technology systems or our products, which could impair our ability to conduct business or compromise sensitive information of the Company or its customers, suppliers and other business partners, or of customers’ patients;

- Pricing pressures resulting from trends toward healthcare cost containment, including the continued consolidation among healthcare providers and other market participants;
- The continuity, availability and pricing of plastic and other raw materials, finished goods and components used in the manufacturing of our products (including those purchased from sole-source suppliers) and the related continuity of our manufacturing, sterilization, supply and distribution;
- Our ability to obtain the anticipated benefits of restructuring programs that we have or may undertake, including the Operational Excellence Program;
- The potential that the expected strategic benefits and opportunities from completed or planned acquisitions, divestitures or other strategic investments by the Company may not be realized or may take longer to realize than expected;
- The impact of enhanced requirements to obtain regulatory approval in the U.S. and around the world and the associated timing and cost of product approval;
- Our ability to comply with established and developing U.S. and foreign legal and regulatory requirements, including FCPA, EU MDR/EU IVDR and similar laws in other jurisdictions, as well as U.S. and foreign export and import restrictions and tariffs;
- Our ability to meet our debt obligations and raise additional capital when desired on terms reasonably acceptable to us;
- The potential impact of our convertible senior notes and related capped call transactions;
- Geopolitical and economic conditions in China, Russia and other foreign jurisdictions where we do business;
- Our ability to execute and realize anticipated benefits from our investments in emerging economies;
- The potential effect of foreign currency fluctuations and interest rate fluctuations on our net sales, expenses, and resulting margins;
- The impact of changes in U.S. and international tax laws;
- Our ability to protect intellectual property and the outcome of patent litigation;
- Costs and risks associated with product liability and other litigation claims we may be subject to now or in the future; and
- Market conditions impacting our stock price and/or share repurchase programs we may enter into from time to time, and the possibility that such share repurchase programs may be delayed, suspended or discontinued.

Investors should understand that it is not possible to predict or identify all such factors and should not consider the risks described above and in Item 1A. Risk Factors to be a complete statement of all potential risks and uncertainties. The Company does not undertake to publicly update any forward-looking statement that may be made from time to time, whether as a result of new information or future events or developments.

ITEM 1A. RISK FACTORS

In addition to the other information contained in this Annual Report on Form 10-K and the exhibits hereto, the following risk factors should be considered carefully in evaluating our business. Our business, financial condition, cash flows or results of operations could be materially adversely affected by any of these risks. This section contains forward-looking statements. Please refer to the cautionary statements made under the heading "Cautionary Statement Regarding Forward-Looking Information" at the end of Item 1 of this Annual Report on Form 10-K for more information on the qualifications and limitations on forward-looking statements.

Risks Related to the COVID-19 Pandemic

The outbreak of communicable diseases could have, and the ongoing COVID-19 pandemic and its related effects are having, a material adverse impact on our business, financial condition, cash flows and results of operations, and we are unable to predict the extent to which COVID-19 and its related impacts will continue to adversely affect our Company and the achievement of our strategic objectives.

The COVID-19 outbreak has significantly impacted economic activity and markets around the world and is negatively impacting our business, financial condition, cash flows and results of operations in numerous ways, including, but not limited to, those outlined below. We are unable to predict the extent to which COVID-19 and its related impacts will continue to negatively affect our Company, including the time it will take for vaccines to be broadly distributed and administered worldwide, and the effectiveness of such vaccines in slowing or stopping the spread of COVID-19 and its variants and mitigating the economic effects of the pandemic:

- **Product Demand.** As a result of COVID-19, we have experienced both decreased demand and increased volatility in demand for our products. Lower collection volumes at source plasma collection centers due to COVID-19 factors, including stay-at-home and other government orders designed to slow the spread of COVID-19, donor safety concerns, reduced donor collection capacity due to shutdowns and social distancing requirements, and government economic relief programs that may reduce the propensity of people to be donors, have adversely affected and will likely continue to adversely affect demand for our Plasma disposable products. While elective procedures and hospital capital purchases have increased from initially depressed levels earlier in the pandemic, demand for our Hospital products has been, and in the future may continue to be, negatively impacted by resurgences in COVID-19 and its variants that result in reductions in elective surgeries and trauma cases, restrictions on vendor access at customer sites and the reallocation of hospital resources to address critical intensive care needs. We also have experienced, and may continue to experience, in certain markets rapid and unpredictable changes in demand for some of our Blood Center disposable products both from reductions in donation volumes relating to resurgences in COVID-19 and its variants and as blood collectors seek to replenish their blood product inventories and safety stocks. Such changes could impact our ability to meet demand on a timely basis or could result in potential reductions in demand in future periods, including if safety stock levels in certain markets return to pre-COVID-19 levels or the supply of blood held by our customers significantly exceeds the demand for blood from hospitals due to declines of elective surgeries and trauma cases.
- **Manufacturing, Supply Chain and Distribution System Disruption.** COVID-19 and its associated economic disruptions could have an adverse impact on our manufacturing capacity, supply chains and distribution systems, including impacts associated with preventive and precautionary measures that we, other businesses and governments are taking, such as the recent area-wide lockdowns implemented in China; labor shortages and other financial difficulties experienced by our third-party manufacturers and suppliers; and challenges to our global transportation channels and other aspects of our global supply chain network, including the cost and availability of raw materials and components due to shortages and resulting cost inflation. Although we have not experienced significant manufacturing or supply chain difficulties to date as a result of COVID-19, we may in the future. Delays or disruptions experienced by our suppliers and manufacturers caused by the COVID-19 pandemic and associated economic disruptions may prevent us from obtaining raw materials and component parts for our products in a timely manner. Additionally, China implemented area-wide lockdowns in early 2022 to control the spread of COVID-19, which have disrupted and may continue to disrupt our ability to distribute certain products in China. A protracted reduction or interruption in any of our manufacturing and distribution processes could have a material adverse effect on our business.
- **Potential Liquidity and Credit Impacts.** While we have significant sources of cash and liquidity and access to committed credit lines, we may be adversely impacted by delays in payments of outstanding receivables if our customers experience financial difficulties or are unable to borrow money to fund their operations, which may adversely impact their ability to pay for our products on a timely basis, if at all, which in turn would adversely affect our financial condition.

As these and other impacts of COVID-19 continue to adversely affect our Company, they may also have the effect of heightening many of the other risks described in the Risk Factors section of this Annual Report on Form 10-K.

We believe the magnitude of the adverse impact of these factors on our business, financial condition, cash flows and results of operations in the future will be primarily driven by: the severity and duration of the COVID-19 pandemic (including the extent of future surges, variants and the efficacy of vaccinations); global vaccine distribution and acceptance; the timing, scope and effectiveness of governmental responses to the COVID-19 pandemic and associated economic disruptions; general confidence about personal health and safety; and the COVID-19 pandemic's impact on U.S. and international healthcare systems, the U.S. economy and the worldwide economy.

Risks Related to our Business and Industry

If our business strategy does not yield the expected results or we fail to implement the necessary changes to our operations, we could see material adverse effects on our business, financial condition or results of operations.

We view our operations and manage our business in three principal reporting segments: Plasma, Blood Center and Hospital. We believe that Plasma and Hospital have growth potential, while Blood Center competes in challenging markets that require us to manage the business differently, including reducing costs, shrinking the scope of the current product line and evaluating opportunities to exit unfavorable customer contracts. If we have not correctly identified the product categories with greatest growth potential, we will not allocate our resources appropriately which could have a material adverse effect on our business, financial condition or results of operations.

Material reductions in purchasing from or loss of a significant customer could adversely affect our business.

In fiscal 2022, our largest Plasma customer, CSL, accounted for more than 10% of our net revenues and our ten largest customers accounted for approximately 45% of our net revenues. In April 2021, CSL informed us of its intent not to renew its supply agreement for the use of PCS2 plasma collection system devices and the purchase of disposable plasmapheresis kits in the U.S. following the expiration of the current term, which was amended in fiscal 2022 to extend on a non-exclusive basis through December 2023. In addition to the anticipated financial impact of the expiration of the CSL supply agreement in December 2023, we could experience an adverse effect on our results of operations or financial condition if any of our other largest customers materially reduce their purchases from us or terminate their relationship with us for any reason, including material decreases in demand for plasma or development of alternative processes.

We face intense competition, and if we are unable to successfully expand our product lines through internal research and new product development or keep pace with rapid technological changes in the healthcare industry, our business may be materially and adversely affected.

A significant element of our strategy is to increase revenue growth by focusing on innovation and new product development. The medical device markets in which we participate, however, are highly competitive. We encounter significant competition across our product lines and in each market in which our products are sold from various medical device companies, some of whom have greater financial and marketing resources than we do. In addition, the medical device markets in which we participate and healthcare industry generally are characterized by extensive research and development and rapid technological change.

New product development requires significant investment in research and development, clinical trials and regulatory approvals. The results of our product development efforts may be affected by a number of factors, including our ability to anticipate customer needs, innovate and develop new products and technologies, successfully complete clinical trials, obtain regulatory approvals in the United States and abroad, manufacture products in a cost-effective manner, obtain appropriate intellectual property protection for our products, and gain and maintain market acceptance of our products. In addition, patents attained by others could preclude or delay our commercialization of a product. There can be no assurance that any products now in development or that we may seek to develop in the future will achieve technological feasibility, obtain regulatory approval or gain market acceptance. If we fail to develop new products or enhance existing products, or if competitive technologies or therapeutic alternatives to plasma-derived pharmaceuticals in development, such as FcRn-targeted therapies, emerge and gain market acceptance, such events could have a material adverse effect on our business, financial condition or results of operations. In addition, a delay in the timing of the launch of next-generation products and the overall performance of, and continued customer confidence in, those products may result in declines in our market share and have an adverse impact on our business, financial condition or results of operations.

Defects or quality issues associated with our products could adversely affect the results of operations.

Quality is extremely important to us and our customers due to the serious and costly consequences of product failure. Manufacturing or design defects, component failures, unapproved or improper use of our products, or inadequate disclosure of risks or other information relating to the use of our products can lead to injury or other serious adverse events. These events could lead to recalls or safety alerts relating to our products (either voluntary or as required by the FDA or similar governmental authorities in other countries), and could result, in certain cases, in the removal of a product from the market. A recall could result in significant costs and lost sales and customers, enforcement actions and/or investigations by state and federal governments or other enforcement bodies, as well as negative publicity and damage to our reputation that could reduce future demand for our products. Personal injuries relating to the use of our products can also result in significant product liability claims being brought against us. In some circumstances, such adverse events could also cause delays in regulatory approval of new products or the imposition of post-market approval requirements.

Our success depends on our ability to attract and retain key personnel needed to successfully operate the business and to plan for future executive transitions.

Our ability to compete effectively depends on our ability to attract and retain key employees, including people in senior management, sales, marketing and R&D positions, and to facilitate seamless leadership transitions for key positions. Our ability to recruit and retain key talent will depend on a number of factors, including hiring practices of our competitors, compensation and benefits, work location, work environment, COVID-19 related health and safety protocols (including vaccine mandates) and industry economic conditions. In December 2019, we relocated our corporate headquarters to a leased office space in Boston, Massachusetts and in response to the COVID-19 pandemic, we instituted remote working practices for many of our employees. Although we believe our move to Boston and the steps we have taken to build a collaborative, performance driven culture and to maintain employee well-being during COVID-19 will help us to attract and retain key talent, we face intense competition for talent in our industry, particularly as employees are increasingly able to work remotely. Vaccine mandates applicable to our employees may also lead to employee attrition. challenges securing future labor needs, inefficiencies connected to employee turnover and costs associated with implementation and on-going compliance. If we fail to attract and retain key personnel in senior management and other positions, or if our succession planning efforts are not effective, it could have a material adverse effect on our business, financial condition and results of operations.

We are increasingly dependent on information technology systems and subject to privacy and security laws and a cyber-attack or other breach of these systems could have a material adverse effect on our business, financial condition or results of operations.

We increasingly rely on information technology systems, including cloud-based computing, to process, transmit and store electronic information for our day-to-day operations and for our customers, including sensitive personal information and proprietary or confidential information. Additionally, certain of our products collect data regarding patients and donors and connect to our systems for maintenance and other purposes or are actively managed by Haemonetics on behalf of specific customers. Similar to other large multi-national companies, the size and complexity of our information technology systems makes them vulnerable to a cyber-attack, malicious intrusion, breakdown, destruction, loss of data privacy, or other significant disruption. We also outsource certain elements of our information technology systems to third parties that, as a result of this outsourcing, could have access to certain confidential information and whose systems may also be vulnerable to these types of attacks or disruptions. Security threats, including cyber and other attacks are becoming increasingly sophisticated, frequent, and adaptive and, like other large multi-national companies, we have experienced cyber incidents in the past and may experience them in the future. Accordingly, our information systems require an ongoing commitment of significant resources to maintain, protect and enhance existing systems and develop new systems to keep pace with continuing changes in information processing technology, evolving systems and regulatory standards, the increasing need to protect patient and customer information and changing customer patterns. Although prior cyber incidents have not had a material effect on our business and we have invested and continue to invest in the protection of personal information and proprietary or confidential information, there can be no assurance that our efforts will prevent cyber-attacks, intrusions, breakdowns or other incidents or ensure compliance with all applicable securities and privacy laws, regulations, standard standards. In addition, third parties may attempt to hack into our products to obtain data relating to patients with our products or our proprietary information. Any failure by us or third parties we work with to maintain or protect our respective information technology systems and data integrity, including from cyber-attacks, intrusions or other breaches, could result in the unauthorized access to patient data and personally identifiable information, theft of intellectual property or other misappropriation of assets, or otherwise compromise our confidential or proprietary information and disrupt our operations. Any of these events, in turn, may cause us to lose existing customers, have difficulty preventing, detecting and controlling fraud, have disputes with customers, physicians and other healthcare professionals, be subject to legal claims and liability, have regulatory sanctions or penalties imposed, have increases in operating expenses, incur expenses or lose revenues as a result of a data privacy breach or theft of intellectual property, or

suffer other adverse consequences, any of which could have a material adverse effect on our business, financial condition or results of operations.

Additionally, the legal and regulatory environment surrounding information security and privacy is increasingly demanding, with the imposition of new and changing requirements across businesses. We are required to comply with increasingly complex and changing legal and regulatory requirements that govern the collection, use, storage, security, transfer, disclosure and other processing of personal data in the United States and in other countries, including, but not limited to, HIPAA, HITECH, the California Consumer Privacy Act, or CCPA, the California Privacy Rights Act, effective January 1, 2023, and the EU's General Data Protection Regulation, or GDPR. The GDPR imposes stringent EU data protection requirements and provides for significant penalties for noncompliance. HIPAA also imposes stringent data privacy and security requirements and the regulatory authority has imposed significant fines and penalties on organizations found to be out of compliance. CCPA provides consumers with a private right of action against companies who have a security breach due to lack of appropriate security measures, and several other U.S. states have introduced or proposed similar privacy laws. In addition, new information security and privacy laws have also come into effect in China and other countries where the Company conducts business. We or our third-party providers and business partners may also be subjected to audits or investigations by one or more domestic or foreign government agencies relating to compliance with information security and privacy laws and regulations, and noncompliance with the laws and regulations could result in material fines or litigation.

We outsource certain aspects of our business to a single third-party vendor that subjects us to risks, including disruptions in business and increased costs.

Currently, we rely on a single vendor to support several of our business processes, including customer service and support and elements of enterprise technology, procurement, accounting and human resources. We make diligent efforts to ensure that the provider of these outsourced services is observing proper internal control practices. However, there are no guarantees that failures will not occur. Accordingly, we are subject to the risks associated with the vendor's ability to successfully provide the necessary services to meet our needs.

If our vendor is unable to adequately protect our data or information is lost, if our ability to deliver our services is interrupted (including as a result of significant outbreaks of disease, including the ongoing COVID-19 pandemic, natural disasters, strikes, terrorism attacks or other adverse events in the countries in which the vendor operates), if our vendor's fees are higher than expected, if our vendor makes mistakes in the execution of operations support, or if the vendor terminates our relationship, then our business and operating results may be negatively affected.

A significant portion of our revenue derives from the sale of blood collection supplies. Declines in the number of blood collection procedures have adversely impacted our business and future declines may have an adverse effect on our business, financial condition and results of operations.

The demand for whole blood disposable products in the U.S. continued to decrease in fiscal 2022 due to sustained declines in transfusion rates caused by hospitals' improved blood management techniques and protocols. In response to this trend, U.S. blood center collection groups prefer single source vendors for their whole blood collection products and are primarily focused on obtaining the lowest average selling prices. We expect to see continued declines in transfusion rates and the market to remain price-focused and highly competitive for the foreseeable future. Continued declines in this market could have a material adverse effect on our liquidity and results of operations.

Consolidation of healthcare providers and blood collectors, healthcare cost containment pressures, government payment and delivery system reforms and changes in private payer policies could decrease demand for our products, the prices which customers are willing to pay for those products and/or the number of procedures performed using our devices, which could have an adverse effect on our business, financial condition and results of operations.

Political, economic and policy influences are causing the healthcare and blood collection industries to make substantial structural and financial changes that affect our results of operations. Government and private sector initiatives limiting the growth of healthcare costs are causing structural reforms in healthcare delivery, including the reduction in blood use and reduced payments for care. These trends have placed greater pricing pressure on suppliers and, in some cases, decreased average selling prices and increased the number of sole source relationships. This pressure impacts our Hospital and Blood Center businesses. Our Vascular Closure devices, for example, are often perceived as physician preference devices with a relatively higher price point compared to certain vascular closure alternatives such as sutures or manual compression, and purchases are commonly made by a hospital only after approval by its value analysis committee. If a hospital value analysis committee does not approve or revokes prior approval for any of the reasons set forth above, the demand for our vascular closure devices may decrease and we could experience an adverse effect on our results of operations or financial condition.

The influence of integrated delivery networks, group purchasing organizations and large single accounts has the potential to put price pressure on our Hospital business. It also puts price pressure on our U.S. Blood Center customers who are also facing reduced demand for red cells. Our Blood Center customers have responded to this pressure by creating their own group purchasing organizations and resorting to single source tenders to create incentives for suppliers, including us, to significantly reduce prices.

We expect that market demand, government regulation, third-party reimbursement policies, government contracting requirements and societal pressures will continue to change the worldwide healthcare industry, resulting in further business consolidations and alliances among our customers and competitors. This may exert further downward pressure on the prices of our products and adversely impact our business, financial condition or results of operations.

An interruption in our ability to manufacture our products, obtain key components or raw materials, or the failure of a sole source supplier or sterilization service provider may adversely affect our business.

We have a complex global supply chain that involves integrating key suppliers and our manufacturing capacity into a global movement of components and finished goods.

We manufacture certain key disposables and devices at single locations with limited alternate facilities. If natural disasters, strikes, terrorism attacks or other adverse events occur that result in the closure of or damage to one or more of these facilities, we may be unable to supply the relevant products at previous levels or at all for some period. Additionally, for reasons of quality assurance or cost effectiveness, we purchase certain finished goods, components and raw materials from sole suppliers who have their own complex supply chains. We also use certain components in our products, including semiconductor chips, that have been the subject of recent global supply chain shortages and disruptions. Any disruption to one or more of our suppliers' production or delivery of sufficient volumes of components conforming to our specifications, including as a result of disruptions caused by the COVID-19 pandemic (as described above) or otherwise, could disrupt or delay our ability to deliver finished products to our customers. For example, we purchase components in Asia for use in manufacturing in the U.S. and Mexico. We source all of our apheresis equipment from Asia and regularly ship finished goods from the U.S. and Mexico to the rest of the world.

Some of our products require sterilization prior to sale or distribution, and we utilize third-party facilities for this process. If an event occurs that results in damage to or closure, whether temporarily or permanent, of one or more of these facilities, we may be unable to manufacture or sterilize the relevant products at prior levels or at all, and a third party may not be available on a timely basis (if at all) to replace sterilization capacity.

In addition, we manufacture our vascular closure devices under a shelter plan service agreement with Offshore International Incorporated (d/b/a Tetakawi), or Tetakawi, pursuant to which we lease our manufacturing facility in Guaymas, Mexico and Tetakawi is responsible for a number of ongoing services related to the facility, including provision of external security and maintenance, manufacturing personnel related human resource matters, recruiting support, government compliance, workforce transportation and cross-border shipping of raw components. We are reliant on Tetakawi to provide these services and any disruption in these services or our failure to maintain our contractual relationship with Tetakawi could significantly harm our ability to manufacture our vascular closure devices and maintain sufficient quality standards, which would negatively impact our business and results of operations.

Due to the high standards and stringent requirements of the FDA and other similar non-U.S. regulatory agencies applicable to manufacturing our products, such as the FDA's QSR and cGMP regulations, we also may not be able to quickly establish additional or replacement sources for certain raw materials, components or finished goods. A reduction or interruption in manufacturing, or an inability to secure alternative sources of raw materials, components or finished goods on commercially reasonable terms or in a timely manner, could compromise our ability to manufacture our products on a timely and cost-competitive basis, which may have a material adverse effect on our business, financial condition and results of operations.

Plastics and other petroleum-based products are the principal components of our disposables, which are the main source of our revenues. Changes in the cost, composition or availability of the plastics and resins we purchase, or cost volatility associated with other raw materials and components used in our products, could adversely affect our business, financial condition and results of operations.

We face risks related to price, composition and availability of the plastic raw materials used in our business. Material or sustained increases in the price of petroleum or petroleum derivatives could have an adverse impact on the costs to procure plastic raw materials. Our results of operations could be negatively impacted by volatility in the cost of these and other raw

materials and components used in our products, including associated freight and energy costs that, in turn, increase the costs of producing and distributing our products. Recently, we have experienced inflationary pressures that have increased significantly the cost of raw materials, transportation, construction, services, and energy necessary for the production and distribution of our products, which we expect will continue throughout fiscal 2023. While we have implemented cost containment measures, selective price increases and taken other actions to offset these inflationary pressures in our global supply chain, we may not be able to completely offset all the increases in our operational costs. Additionally, climate change (including laws or regulations passed in response thereto) could increase our costs, in particular our costs of supply, energy and transportation/freight.

The composition of the plastic we purchase is also important. Today, we purchase plastics that contain phthalates, which are used to make plastic malleable. Due to regulatory changes and evolving customer expectations, we may be required to remove materials such as phthalates from our devices, find alternative materials which then need to be validated or obtain regulatory approvals from the regulatory authorities for a number of products.

While we have not experienced significant shortages in the past, any interruption in the supply for certain plastics could have a material impact on our business by limiting our ability to manufacture and sell the products that represent a significant portion of our revenues. These outcomes may in turn result in customers transitioning to available competitive products, loss of market share, negative publicity, reputational damage, loss of customer confidence or other negative consequences (including a decline in stock price).

We may not realize the benefits we expect from our Operational Excellence Program.

In July 2019, our Board of Directors approved a new Operational Excellence Program, also referred to in this report as the 2020 Program, and delegated authority to management to determine the detail of the initiatives that will comprise the program. During the first quarter of fiscal 2022, the Company revised the program to improve product and service quality, reduce cost principally in our manufacturing and supply chain operations and ensure sustainability while helping to offset impacts from the expiration of CSL's U.S. Supply Agreement in December 2023, rising inflationary pressures and effects of the COVID-19 pandemic. While cost savings from the 2020 Program to date have been consistent with our expectations, it is possible that events and circumstances, such as the aforementioned customer loss, labor shortages, sustained inflationary pressures and other financial or strategic difficulties, delays and unexpected costs, including as a direct or indirect result of the COVID-19 pandemic, could result in our not realizing all of the anticipated benefits or our not realizing the anticipated benefits on our expected timetable. Our inability to realize all of the anticipated benefits from the 2020 Program could have a material adverse effect on our business, results of operations, cash flows and financial condition.

If our business development activities are unsuccessful, we may not realize the intended benefits.

We have sought and in the future may seek to supplement our organic growth through strategic acquisitions, investments and alliances. We have also sought and in the future may seek to divest certain assets deemed non-core to our long-term strategic objectives. Such transactions are inherently risky and require significant effort and management attention. The success of any acquisition, investment or alliance, or of any divestiture, may be affected by a number of factors, including our ability to properly assess and value the potential business opportunity or to successfully integrate any business we may acquire into our existing business.

For example, we anticipate that a material factor in achieving the anticipated benefits of our March 2021 acquisition of Cardiva will be our ability to effectively integrate and profitably market and sell the vascular closure devices acquired from Cardiva. Also as a result of the Cardiva acquisition, we have entered into a new line of business. Unlike our other products, the VASCADE and VASCADE MVP vascular closure devices are designated as Class III medical devices, which are subject to additional and complex regulatory requirements. Complying with these regulations will be costly, time-consuming and complex. Furthermore, any new business line and/or new product or service could have an adverse impact on the effectiveness of our system of internal controls.

Promising partnerships and acquisitions may also not be completed for reasons such as competition among prospective partners or buyers, the inability to reach satisfactory terms, the need for regulatory approvals or the existence of economic conditions affecting our access to capital for acquisitions and other capital investments.

If our business development activities are unsuccessful, we may not realize the intended benefits of such activities, including that acquisition and integration costs may be greater than expected or the possibility that expected return on investment synergies and accretion, or on new growth opportunities funded in whole or part by divestitures, will not be realized or will not be realized within the expected timeframe.

Risks Related to Government Regulation

As a medical device and drug manufacturer, we operate in a highly regulated industry, and non-compliance with applicable laws or regulations could adversely affect our financial condition and results of operations.

The manufacture, distribution and marketing of our products are subject to extensive regulation by the FDA and other state and non-U.S. regulatory bodies. Our operations are also subject to review and monitoring by the FDA and other regulatory authorities. Government regulation of medical devices is meant to assure their safety and effectiveness, and includes regulation of, among other things, the product's development, testing, premarket clearance and approval, manufacture, marketing, labeling, post-market surveillance, reporting, and imports and exports. Before a new medical device, or a new use of an existing product can be marketed in the United States, it must first receive either premarket clearance under Section 510(k) of the U.S. Federal Food, Drug, and Cosmetic Act, or FDCA, a grant of a request for de novo classification or a Premarket Approval, or PMA, from the FDA, unless an exemption applies. The process of obtaining regulatory clearances or approvals to market a medical device can be costly and time-consuming, and we may not be able to obtain these clearances or approvals on a timely basis, if at all.

Many of our currently commercialized products have received 510(k) clearance. In the future, the FDA may determine that our products will require more costly, lengthy and uncertain de novo or PMA processes. Modifications to Class III devices, like the Vascular Closure products we acquired from Cardiva in March 2021, may require additional clinical studies or supplemental PMA submissions. If the FDA requires us to go through a lengthier, more rigorous process for future products or modifications to existing products, our product introductions or modifications could be delayed or canceled, which could adversely affect our revenue. In addition, even if we do obtain clearance or approval, the FDA may not approve or clear these products for the indications that we requested. Any delay in, or failure to receive or maintain, clearances or approvals for our products under development could prevent us from generating revenue from these products.

Failure to substantially comply with applicable regulations could subject our products to recall or seizure of our products by government authorities, or an order to suspend manufacturing and distribution activities. If our products were determined to have design or manufacturing flaws, this could also result in their recall or seizure. Either of these situations could also result in the imposition of fines, administrative actions like untitled or warning letters, and other penalties or sanctions.

Our products are also subject to approval and regulation by foreign regulatory and safety agencies. For example, the EU has adopted the EU Medical Device Regulation, or EU MDR, and EU In Vitro Diagnostic Regulation, or EU IVDR, each of which impose stricter requirements for the marketing and sale of medical devices beyond those of the current medical device directives they replace, including in the area of clinical evaluation requirements, quality systems and post-market surveillance. The EU MDR became fully applicable as of May 26, 2021 and the EU IVDR is fully applicable as of May 26, 2022. There is a transition period for devices with a notified body certificate with an expiry date after the date of full application, provided that there are no significant changes to the design or intended use. However, a new EU certificate under the applicable regulations must be obtained before that expiry date if there is to be no interruption in manufacturing and supply of devices to the market. Complying with the requirements of these regulations may require us to incur significant expenditures. Similarly, the separation of states from participation in the EU, such as through the cessation of the UK's membership in the EU (commonly known as "Brexit") and the separation of the Swiss and EU medical product markets with the adoption of the EU MDR (commonly referred to as "Swexit"), may result in further regulatory risk and complexity as the former EU member or participant state establishes separate laws and regulations governing medical products. Failure to meet these requirements could adversely impact our business in the EU and other applicable regions.

If we or our suppliers fail to comply with laws and regulations governing the manufacture and production of our products, our products could be subject to restrictions or withdrawal from the market.

Any product for which we obtain clearance or approval, and the manufacturing processes, reporting requirements, post-approval clinical data and promotional activities for such product, will be subject to continued regulatory review, oversight and periodic inspection (both routine and unannounced) by the FDA and other domestic and foreign regulatory bodies. In particular, we and our third-party suppliers must comply with the FDA's QSR or cGMP requirements (depending on the products at issue), which address, among other things, the methods of documentation of the design, testing, production, control, quality assurance, labeling, packaging, sterilization, storage and shipping of our products.

Any future failure by us or one of our suppliers to comply with applicable statutes and regulations administered by the FDA or other regulatory authority could result in administrative actions, field actions, or civil or criminal enforcement actions.

Furthermore, our key component suppliers may not currently be or may not continue to be in compliance with all applicable regulatory requirements, which could result in our failure to produce our products on a timely basis and in the required quantities, if at all. Any sanctions by the FDA or other regulatory authority could have a material adverse effect on our reputation, business, results of operations and financial condition.

We are also subject to environmental laws, which are becoming more stringent throughout the world. For example, the U.S. Environmental Protection Agency regulates the use of ethylene oxide for sterilization of medical devices, and is increasingly focused on reducing emissions from the ethylene oxide sterilization process, which could increase our costs of operations and necessitate changes to our manufacturing plants and processes. Other environmental laws may have similar consequences to us or our suppliers, or result in liability to us. The enactment of additional environmental laws in the future may increase our compliance costs or otherwise adversely impact our operations.

If our products cause or contribute to a death or serious injury, or malfunction in certain ways, we will be subject to medical device reporting requirements.

Under the FDA's medical device reporting regulations, medical device manufacturers are required to report to the FDA information of which they become aware that a device has or may have caused or contributed to a death or serious injury or malfunctioned in a way that would likely cause or contribute to a death or serious injury if the malfunction of the device or one of our similar devices were to recur. Similar reporting requirements exist in some of the other jurisdictions in which we operate. Failure to report these events to the FDA or other applicable regulatory authorities within the required timeframes, or at all, could lead to enforcement actions, fines and criminal sanctions against us.

Class III medical devices are those that pose the highest risk to patients. As a result of the acquisition of our Vascular Closure products from Cardiva in March 2021, we may receive a greater number of complaints requiring investigation and potentially need to file a greater number of medical device reports with FDA, which may require additional time and resources.

Our relationships with customers and third-party payers are subject to applicable anti-kickback, fraud and abuse, transparency and other healthcare laws and regulations, which could expose us to criminal sanctions, civil penalties, exclusion, contractual damages, reputational harm and diminished profits and future earnings.

We are subject to fraud and abuse and other healthcare laws and regulations that constrain the business or financial arrangements and relationships through which we market, sell and distribute our products. In addition, we are subject to transparency laws and patient privacy regulation by U.S. federal and state governments and by governments in foreign jurisdictions in which we conduct our business.

The shifting commercial compliance environment and the need to build and maintain robust and expandable systems to comply with different compliance or reporting requirements in multiple jurisdictions increase the possibility that a healthcare or pharmaceutical company may fail to comply fully with one or more of these requirements. Efforts to ensure that our business arrangements with third parties will comply with applicable healthcare laws and regulations may involve substantial costs. It is possible that governmental authorities will conclude that our business practices do not comply with applicable fraud and abuse or other healthcare laws and regulations or guidance, or anti-bribery laws such as the Foreign Corrupt Practices Act of 1977, or equivalent laws in other jurisdictions. If our operations are found to be in violation of any of these laws or any other governmental regulations that may apply to us, we may be subject to significant civil, criminal and administrative penalties, damages, fines, exclusion from government funded healthcare programs, such as Medicare and Medicaid, and the curtailment or restructuring of our operations. If any of the physicians or other providers or entities with whom we expect to do business are found not to be in compliance with applicable laws, they may be subject to criminal, civil or administrative sanctions, including exclusions from government funded healthcare programs. Even if we are not determined to have violated these laws, government investigations into these issues typically require the expenditure of significant resources and generate negative publicity, which could harm our financial condition and divert resources and the attention of our management from operating our business.

Changes in tax laws or exposure to additional income tax liabilities could have a material impact on our financial condition, results of operations and/or liquidity.

We are subject to income taxes, non-income based taxes and tax audits, in both the U.S. and various foreign jurisdictions. Tax authorities may disagree with certain positions we have taken and assess additional taxes. We regularly assess the likely outcomes of these audits in order to determine the appropriateness of our tax provision and have established contingency reserves for material, known tax exposures. However, the calculation of such tax exposures involves the application of complex

tax laws and regulations in many jurisdictions, as well as interpretations as to the legality under various rules in certain jurisdictions. Therefore, there can be no assurance that we will accurately predict the outcomes of these disputes or other tax audits or that issues raised by tax authorities will be resolved at a financial cost that does not exceed our related reserves and the actual outcomes of these disputes and other tax audits could have a material impact on our results of operations or financial condition.

Changes in tax laws and regulations, or their interpretation and application, in the jurisdictions where we are subject to tax could materially impact our effective tax rate. For example, the U.S. Congress has recently been debating changes to U.S. corporate income tax laws, including provisions that may alter the U.S. taxation of the profits of foreign subsidiary corporations. If ultimately enacted, these changes could have a material impact on our future effective tax rate.

Additionally, the U.S. Congress, government agencies in non-U.S. jurisdictions where we and our affiliates do business and the Organization for Economic Co-operation and Development, or OECD, have recently focused on issues related to the taxation of multinational corporations. The OECD has released its comprehensive plan to create an agreed set of international rules for fighting base erosion and profit shifting. In addition, the OECD, the European Commission and individual countries are examining changes to how taxing rights should be allocated among countries in light of the digital economy. As a result, the tax laws in the U.S. and other countries in which we and our affiliates do business could change on a prospective or retroactive basis and any such changes could materially adversely affect our business, results of operations or financial condition.

Risks Related to our Financial Obligations and Indebtedness

We have a significant amount of debt that may decrease our business flexibility, access to capital, and/or increase our borrowing costs, and we may still incur additional debt in the future, which may adversely affect our operations and financial results.

As of April 2, 2022, we had \$500 million aggregate principal amount of indebtedness under our convertible senior notes due 2026 (the “2026 Notes”) as well as a \$350.0 million term loan (the “Term Loan”) and access to a \$350.0 million revolving loan (the “Revolving Credit Facility” and together with the Term Loan, the “Credit Facilities”). As of April 2, 2022, we had \$284.4 million of debt outstanding under the Term Loan and no borrowings were outstanding under the Revolving Credit Facility.

Our Credit Facilities contain financial covenants that require us to maintain specified financial ratios that may limit our ability to borrow additional funds and that require us to make interest and principal payments. As of April 2, 2022, we were in compliance with the covenants pursuant to our Credit Facilities, and we currently forecast that we will be in compliance with our Credit Facility covenants through the period ending April 1, 2023. Additionally, our Credit Facilities mature on June 15, 2023 and the Company will be required to pay the scheduled remaining balance of the Term Loan over the four calendar quarters preceding the expiration of the Credit Facilities in payments of \$70.0 million per quarter commencing September 30, 2022, along with any amounts outstanding under the Revolving Credit Facility as of the maturity date.

The conditional conversion feature of the 2026 Notes, if triggered, may adversely affect our financial condition and operating results.

Under certain circumstances, the noteholders may convert their 2026 Notes at their option prior to the scheduled maturities. If one or more noteholders elect to convert their 2026 Notes, we would be required to settle a portion or all of our conversion obligation through the payment of cash, which could adversely affect our liquidity. In addition, holders of our 2026 Notes will have the right to require us to repurchase their 2026 Notes upon the occurrence of a fundamental change (as defined in the indenture, dated as of March 5, 2021, between U.S. Bank National Association, as trustee (the “Trustee”) and us (the “Indenture”)), at a repurchase price equal to the principal amount of the 2026 Notes to be repurchased, plus accrued and unpaid special interest, if any, to but not including, the fundamental change repurchase date. We may not have enough available cash or be able to obtain financing at the time we are required to repurchase the 2026 Notes or pay the cash amounts due upon conversion. In addition, applicable law, regulatory authorities and the agreements governing our other indebtedness may restrict our ability to repurchase the 2026 Notes or pay the cash amounts due upon conversion. Our failure to repurchase the 2026 Notes or to pay the cash amounts due upon conversion when required will constitute a default under the Indenture. A default under the Indenture or the fundamental change itself could also lead to a default under agreements governing our other indebtedness, including our Credit Facilities, which may result in that other indebtedness becoming immediately payable in full. We may not have sufficient funds to satisfy all amounts due under the other indebtedness and the Notes.

Even if holders do not elect to convert their 2026 Notes, we could be required under applicable accounting rules to reclassify all or a portion of the outstanding principal of the 2026 Notes as a current rather than long-term liability, which would result in a material reduction of our net working capital.

The Capped Call Transactions may affect the value of the 2026 Notes and our common stock.

In connection with the 2026 Notes issuance, we entered into privately negotiated capped call transactions (the “Capped Call Transactions”) with certain financial institutions (the “Option Counterparties”). The Capped Call Transactions are expected generally to reduce the potential dilution to our common stock upon any conversion of the 2026 Notes and/or offset any potential cash payments we are required to make in excess of the principal amount of converted Notes, as the case may be, with such reduction and/or offset subject to a cap.

From time to time, the Option Counterparties and/or their respective affiliates may modify their hedge positions by entering into or unwinding various derivatives with respect to our common stock and/or purchasing or selling our common stock or other securities of ours in secondary market transactions prior to the maturity of the 2026 Notes. This activity could also cause or avoid an increase or a decrease in the market price of our common stock or the 2026 Notes.

We are subject to counterparty risk with respect to the Capped Call Transactions.

The Option Counterparties are financial institutions, and we are subject to the risk that one or more of the Option Counterparties may default or otherwise fail to perform, or may exercise certain rights to terminate, their obligations under the Capped Call Transactions. Our exposure to the credit risk of the option counterparties is not secured by any collateral. Past global economic conditions have from time to time resulted in the actual or perceived failure or financial difficulties of many financial institutions. If an Option Counterparty becomes subject to insolvency proceedings, we will become an unsecured creditor in those proceedings with a claim equal to our exposure at the time under such transactions with such Option Counterparty. Our exposure depends on many factors, but our exposure will generally increase if the market price or the volatility of our common stock increases. In addition, upon default by an Option Counterparty, we may suffer more dilution than we currently anticipate with respect to our common stock. We can provide no assurances as to the financial stability or viability of the Option Counterparties.

In addition, the Capped Call Transactions are complex, and they may not operate as planned. For example, the terms of the Capped Call Transactions may be subject to adjustment, modification or, in some cases, renegotiation if certain corporate or other transactions occur. Accordingly, these transactions may not operate as we intend if we are required to adjust their terms as a result of transactions in the future or upon unanticipated developments that may adversely affect the functioning of the Capped Call Transactions.

Provisions in the Indenture could delay or prevent an otherwise beneficial takeover of us.

Certain provisions in the 2026 Notes and the Indenture could make a third party attempt to acquire us more difficult or expensive. For example, if a takeover constitutes a fundamental change, then noteholders will have the right to require us to repurchase their 2026 Notes for cash. In addition, if a takeover constitutes a make-whole fundamental change, then we may be required to temporarily increase the conversion rate. In either case, and in other cases, our obligations under the 2026 Notes and the Indenture could increase the cost of acquiring us or otherwise discourage a third party from acquiring us or removing incumbent management, including in a transaction that noteholders or holders of our common stock may view as favorable.

Conversion of the 2026 Notes may dilute the ownership interest of existing stockholders.

The conversion of some or all of the Notes will dilute the ownership interests of existing stockholders to the extent we deliver shares of our common stock upon conversion of any of the 2026 Notes. Any sales in the public market of the common stock issuable upon such conversion could adversely affect our common stock's prevailing market prices. In addition, the existence of the 2026 Notes may encourage short selling by market participants because the conversion of the 2026 Notes could be used to satisfy short positions, or anticipated conversion of the 2026 Notes into shares of our common stock could depress the price of our common stock.

Risks Related to Operating Internationally

As a substantial amount of our revenue comes from outside the U.S., we are subject to geopolitical events, economic volatility, violations of anti-corruption laws, export and import restrictions and tariffs, decisions by local regulatory authorities and the laws and medical practices in foreign jurisdictions.

We do business in over 90 countries and have distributors in approximately 80 of these countries. This exposes us to currency fluctuation, geopolitical risk, economic volatility, anti-corruption laws, export and import restrictions, local regulatory authorities and the laws and medical practices in foreign jurisdictions.

U.S. legislation aimed at boosting competitiveness of U.S. businesses may have unintended effects on our business. Tariffs and other protectionist measures directed at China and other markets, as well as prolonged uncertainty regarding such measures as administrations change, may have adverse effects on our ability to source, manufacture and distribute products, or receive payments, in a timely and cost effective manner, thereby adversely affecting our business. Additionally, the military conflict between Russia and Ukraine has resulted in the implementation of sanctions by the U.S. and other governments against Russia and has caused significant volatility and disruptions to the global markets. It is not possible to predict the short- and long-term implications of this conflict, which could include but are not limited to further sanctions, uncertainty about economic and political stability, increases in inflation rate and energy prices, cyber-attacks, supply chain challenges and adverse effects on currency exchange rates and financial markets. We are continuing to monitor the situation in Ukraine and globally as well as assess its potential impact on our business. Although our business in Russia accounted for only about 2% of fiscal 2022 net revenue, a significant escalation or further expansion of the conflict's current scope or related disruptions to the global markets could have a material adverse effect on our results of operations.

Our international operations are governed by the U.S. Foreign Corrupt Practices Act, or FCPA, and other similar anti-corruption laws in other countries. Generally, these laws prohibit companies and their business partners or other intermediaries from making improper payments to foreign governments and government officials in order to obtain or retain business. Global enforcement of such anti-corruption laws has increased in recent years, including aggressive investigations and enforcement proceedings. While we have an active compliance program and various other safeguards to discourage impermissible practices, we have distributors in approximately 80 countries, several of which are considered high risk for corruption. As a result, our global operations carry some risk of unauthorized impermissible activity on the part of one of our distributors, employees, agents or consultants. Any alleged or actual violation could subject us to government scrutiny, severe criminal or civil fines, or sanctions on our ability to export product outside the U.S., which could adversely affect our reputation and financial condition.

Export of U.S. technology or goods manufactured in the U.S. to some jurisdictions requires special U.S. export authorization or local market controls that may be influenced by factors, including political dynamics, outside our control.

Finally, any other significant changes in the competitive, legal, regulatory, reimbursement or economic environments of the jurisdictions in which we conduct our international business could have a material impact on our business.

We sell our products in certain emerging economies which exposes us to less mature regulatory systems, more volatile markets for our products and greater credit risks. A loss of funding for our products or changes to the regulatory regime could lead to lost revenue or account receivables.

There are risks with doing business in emerging economies, such as Brazil, Russia, India and China. These economies tend to have less mature product regulatory systems and more volatile financial markets. In addition, the government controlled healthcare system's ability to invest in our products and systems may abruptly shift due to changing government priorities, geopolitical events or funding capacity. Our ability to sell products in these economies is dependent upon, among other factors, our ability to hire qualified employees or agents to represent our products locally and our ability to obtain and maintain the necessary regulatory approvals in a less mature regulatory environment. If we are unable to retain qualified representatives or maintain the necessary regulatory approvals, we will not be able to continue to sell products in these markets. We are also exposed to a higher degree of financial risk if we extend credit to customers in these economies.

In many of the international markets in which we do business, including certain parts of Europe, South America, the Middle East and Asia, our employees, agents or distributors offer to sell our products in response to public tenders issued by various governmental agencies.

There is additional risk in selling our products through agents or distributors, particularly in public tenders. If they misrepresent our products, do not provide appropriate service and delivery, or commit a violation of local or U.S. law, our reputation could be harmed and we could be subject to fines, sanctions or both.

We are exposed to fluctuations in currency exchange rates, which could adversely affect our cash flows and results of operations.

International revenues and expenses account for a substantial portion of our operations. In fiscal 2022, our international revenues accounted for 35.6% of our total revenues. The exposure to fluctuations in currency exchange rates takes different forms. Reported revenues, as well as manufacturing and operational costs denominated in foreign currencies by our international businesses, fluctuate due to exchange rate movement when translated into U.S. dollars for financial reporting purposes. Fluctuations in exchange rates could adversely affect our profitability in U.S. dollars of products and services sold by us into international markets, where payment for our products and services and related manufacturing and operational costs is made in local currencies.

Our effective tax rate may fluctuate and we may incur obligations in tax jurisdictions in excess of amounts that have been accrued.

We are subject to taxation in numerous countries, states and other jurisdictions. In preparing our financial statements, we record the amount of tax payable in each of the jurisdictions in which we operate. Our future effective tax rate, however, may be lower or higher than prior years due to numerous factors, including a change in our geographic earnings mix, changes in the measurement of our deferred taxes and recently enacted and future tax law changes in jurisdictions in which we operate. Changes in our operations, including headcount in Switzerland or Malaysia, could adversely affect our tax rate due to favorable tax rulings in these jurisdictions. We are also subject to tax audits in various jurisdictions and tax authorities may disagree with certain positions we have taken and assess additional taxes. Any of these factors could cause us to experience an effective tax rate significantly different from previous periods or our current expectations, which could adversely affect our business, results of operations and cash flows.

Risks Related to Intellectual Property and Litigation

There is a risk that our intellectual property may be subject to misappropriation in some countries.

Certain countries, particularly China and Russia, do not enforce compliance with laws that protect intellectual property rights with the same degree of vigor as is available under the U.S. and European systems of justice. Further, certain of our intellectual property rights are not registered in China, or if they were, have since expired. This may permit others to produce copies of products in China that are not covered by currently valid patent registrations. There is also a risk that such products may be exported from China to other countries.

In order to aggressively protect our intellectual property throughout the world, we have a program of patent disclosures and filings in markets where we conduct significant business. While we believe this program is reasonable and adequate, the risk of loss is inherent in litigation as different legal systems offer different levels of protection to intellectual property and it is still possible that even patented technologies may not be protected absolutely from infringement.

Pending and future intellectual property litigation could be costly and disruptive to us.

We operate in an industry that is susceptible to significant intellectual property litigation. This type of litigation is expensive, complex and lengthy and its outcome is difficult to predict. Patent litigation may result in adverse outcomes and could significantly divert the attention of our technical and management personnel.

Our products may be determined to infringe another party's patent, which could lead to financial losses or adversely affect our ability to market our products.

There is a risk that one or more of our products may be determined to infringe a patent held by another party. If this were to occur, we may be subject to an injunction or to payment of royalties, or both, which may adversely affect our ability to market the affected product or otherwise have an adverse effect on our results of operations. In addition, competitors may patent technological advances that may give them a competitive advantage or create barriers to entry.

In order to guard against the risk of infringement of intellectual property rights held by third parties we conduct freedom to operate studies through qualified counsel on all newly developed or acquired technologies. While we believe this practice is reasonable and adequate, there is risk that third party patents or trademarks were not identified in such studies or that litigation outcomes regarding infringement or validity may be contrary to our understanding of the facts or the established law.

We operate in an industry susceptible to significant product liability claims. Pending and future product liability claims and other litigation may adversely affect our financial condition and results of operations or liquidity, and they also have the potential to damage our reputation, impair our ability to market our products and impact our ability to maintain applicable insurance coverage on reasonable terms or at all.

Our products are relied upon by medical personnel in connection with the treatment of patients and the collection of blood or blood components from donors. In the event that patients or donors sustain injury or death in connection with their condition or treatment, we, along with others, may be sued and whether or not we are ultimately determined to be liable, we may incur significant legal expenses. These claims may be brought by individuals seeking relief on their own behalf or purporting to represent a class. In addition, we may be subject to claims against us even if the apparent injury is due to the actions of others or the pre-existing health of the patient. For example, we rely on physicians and healthcare providers to properly and correctly use our products on patients. If these physicians or healthcare providers are not properly trained, are negligent in using our products or use our products “off-label,” the capabilities of our products may be diminished or the patient may suffer critical injury. We cannot prevent a physician from using our products for off-label applications. In addition, we cannot guarantee that physicians are trained by us or their peers prior to utilizing our products. Complications resulting from the use of our products off-label or use by physicians who have not been trained appropriately, or at all, may expose us to product liability claims and harm our reputation. Any such complications or adverse safety outcomes following use of VASCADE or VASCADE MVP may result in higher payments to our customers under a Performance Guarantee program applicable to those products, which would harm our business and results of operations. In addition, product liability claims may be asserted against us in the future based on events we are not aware of at the present time.

If we cannot successfully defend ourselves against pending or future product liability claims and other litigation (including class actions and stockholder derivative actions), we may incur substantial liabilities or be required to limit or halt commercialization of our products. Even successful defenses require significant financial and management resources. Regardless of the merits or eventual outcome, such litigation could have a material adverse effect on our financial condition, results of operations or liquidity and further could damage our reputation and, therefore, impair our ability to market our products and make applicable insurance coverage more costly or difficult to obtain. While we believe that our current product liability insurance coverage is sufficient, there is no assurance that such coverage will be adequate to cover incurred liabilities or that we will be able to obtain acceptable product and professional liability coverage in the future. Additionally, we do not maintain third-party insurance coverage for all categories of potential liability, which increases our exposure to unanticipated claims and adverse decisions and these losses could have a material adverse effect on our financial condition, results of operations or liquidity.

General Risk Factors

Our share price has been volatile and may fluctuate, and accordingly, the value of an investment in our common stock may also fluctuate.

Stock markets in general and our common stock in particular have experienced significant price and trading volume volatility over recent years. The market price and trading volume of our common stock may continue to be subject to significant fluctuations due to factors described under this Item 1A. Risk Factors, as well as economic and geopolitical conditions in general and to variability in the prevailing sentiment regarding our operations or business prospects, as well as, among other things, changing investment priorities of our shareholders. Because the market price of our common stock fluctuates significantly, shareholders may not be able to sell their shares at attractive prices.

Share repurchase programs could affect the price of our common stock and increase volatility and may be suspended or terminated at any time, which may result in a decrease in the trading price of our common stock.

We may in the future request that the Board of Directors authorize one or more share repurchase programs. Under such share repurchase programs, we are generally authorized to repurchase, from time to time, outstanding shares of common stock in accordance with applicable laws both on the open market, including under trading plans established pursuant to Rule 10b5-1 under the Securities Exchange Act of 1934, as amended and in privately negotiated transactions. The actual timing, number and value of shares repurchased is determined by us and depends on a number of factors, including market conditions, applicable legal requirements and compliance with the terms of loan covenants. Such share repurchase programs may be suspended, modified or discontinued at any time and we have no obligation to repurchase any amount of our common stock under the programs. Repurchases pursuant to a share repurchase program could affect our stock price and increase its volatility. The existence of a share repurchase program could also cause our stock price to be higher than it would be in the absence of such a program and could potentially reduce the market liquidity for our common stock. There can be no assurance that any share repurchases would enhance shareholder value because the market price of our common stock may decline below the levels at

which we repurchased our common stock. Although our share repurchase programs are intended to enhance long-term shareholder value, short-term stock price fluctuations could reduce a program's effectiveness.

ITEM 1B. UNRESOLVED STAFF COMMENTS

None.

ITEM 2. PROPERTIES

Our global headquarters is located in Boston, Massachusetts. During fiscal 2020, we sold our principal office in Braintree, Massachusetts and completed our relocation to a 62,000 square foot leased office space in Boston, Massachusetts.

As of April 2, 2022, our principal manufacturing centers were located in Pennsylvania and California within the U.S., as well as internationally in Mexico and Malaysia. Our products are distributed worldwide from primary distributor centers in Tennessee, Utah and Switzerland, as well as smaller locations globally. We believe all of these facilities are well-maintained and suitable for the operations conducted in them. These facilities produce and manufacture products for more than one of our business segments.

The following is a summary of our facilities as of April 2, 2022 (in approximate square feet):

	Owned	Leased	Total
U.S.	165,385	725,666	891,051
International	135,000	768,749	903,749
Total	300,385	1,494,415	1,794,800

ITEM 3. LEGAL PROCEEDINGS

Information with respect to this Item may be found in Note 16, *Commitments & Contingencies*, to the Consolidated Financial Statements in Item 8 of this Annual Report on Form 10-K, which is incorporated herein by reference.

ITEM 4. MINE SAFETY DISCLOSURES

None.

PART II

ITEM 5. MARKET FOR THE REGISTRANT'S COMMON EQUITY, RELATED STOCKHOLDER MATTERS AND ISSUER PURCHASES OF EQUITY SECURITIES

Market Information

Our common stock is quoted on the New York Stock Exchange under the symbol "HAE". As of April 2, 2022, we had 108 stockholders of record. We have not historically paid cash dividends.

Issuer Purchases of Equity Securities

In May 2019, our Board of Directors authorized the repurchase of up to \$500 million of Haemonetics common shares over the two year period ending May 2021. During fiscal 2022, we did not make any additional repurchases under this program, which expired in May 2021.

ITEM 6. RESERVED

ITEM 7. MANAGEMENT'S DISCUSSION AND ANALYSIS OF FINANCIAL CONDITION AND RESULTS OF OPERATIONS

Our Business

Haemonetics is a global healthcare company dedicated to providing a suite of innovative medical products and solutions for customers, to help them improve patient care and reduce the cost of healthcare. Our technology addresses important medical markets: blood and plasma component collection, the surgical suite and hospital transfusion services. When used in this report, the terms "we," "us," "our" and the "Company" mean Haemonetics.

We view our operations and manage our business in three principal reporting segments: Plasma, Blood Center and Hospital. For that purpose, "Plasma" includes plasma collection devices and disposables, plasma donor management software, and anticoagulant and saline sold to plasma customers. "Blood Center" includes blood collection and processing devices and disposables for red cells, platelets and whole blood. "Hospital", which is comprised of Hemostasis Management, Vascular Closure, Transfusion Management and Cell Salvage products, includes devices and methodologies for measuring coagulation characteristics of blood, surgical blood salvage systems, specialized blood cell processing systems and disposables, blood transfusion management software and vascular closure devices.

We believe that Plasma and Hospital have growth potential, while Blood Center competes in challenging markets that require us to manage the business differently, including reducing costs, shrinking the scope of the current product line, and evaluating opportunities to exit unfavorable customer contracts.

Recent Developments

Operational Excellence Program

During the first quarter of fiscal 2022, our Board of Directors approved the revised Operational Excellence Program (the "2020 Program"). The revised program is designed to improve product and service quality, reduce cost principally in our manufacturing and supply chain operations and ensure sustainability while helping to offset impacts from a previously announced customer loss, rising inflationary pressures and effects of the COVID-19 pandemic. We now expect to incur aggregate charges between \$95 million and \$105 million by the end of fiscal 2025 and to achieve total gross savings of \$115 million to \$125 million on an annualized basis once the program is completed. The majority of charges will result in cash outlays, including severance and other employee costs, and will be incurred as the specific actions required to execute these initiatives are identified and approved. During the years ended April 2, 2022, April 3, 2021 and March 28, 2020, the Company incurred \$28.7 million, \$15.1 million and \$11.9 million, respectively, of restructuring and restructuring related costs under this program. Total cumulative charges under this program are \$55.7 million as of April 2, 2022.

COVID-19

We continue to closely manage the impacts of the COVID-19 pandemic on our business, results of operations and financial condition. The continuation of the COVID-19 pandemic during fiscal 2022 has significantly impacted our financial results. While the duration and additional implications remain uncertain, the full extent of the impact will depend on future developments that are highly uncertain and cannot be accurately predicted, including new information that may emerge concerning COVID-19, the actions taken to contain it or treat its impact and the economic impact on local, regional, national and international markets.

Our priorities continue to be the safety of our employees and business continuity while continuing to invest in growth opportunities. Our manufacturing and supply chain remain operational without significant disruptions and we continue to operate in all of our markets.

Although the pace and timing of the recovery is uncertain, we remain confident in the long term strength of the end markets that we serve across our three business units. For additional information regarding the expected impacts to our business units and the various risks posed by the COVID-19 pandemic, refer to Results of Operations within Management's Discussion and Analysis and Risk Factors contained in Item 1A of this Annual Report on Form 10-K.

Market Trends

Plasma Market

There are two key aspects to the market for our plasma products - the growth in demand for plasma-derived biopharmaceuticals and the limited number of significant biopharmaceutical companies in this market.

Changes in demand for plasma-derived biopharmaceuticals, particularly immunoglobulin, are the key driver of plasma collection volumes in the biopharmaceutical market. Various factors related to the supply of plasma and the production of plasma-derived biopharmaceuticals also affect collection volume, including the following:

- Biopharmaceutical companies are seeking more yield from the collected plasma to meet growing demand for biopharmaceuticals without requiring an equivalent increase in plasma supply.
- Newly approved indications for auto-immune diseases treated with plasma-derived therapies, the growing understanding and diagnosis of these diseases, longer lifespans and a growing aging patient population increase the demand for plasma.
- Geographical expansion of biopharmaceuticals also increases demand for plasma.

During fiscal 2022 the COVID-19 pandemic significantly reduced the number of source plasma collections in the U.S., which materially reduced the demand for plasma products. We continue to view the impacts of the pandemic on plasma collection as temporary and remain confident in the strength of the plasma end market growth as the long-term global demand for plasma-derived pharmaceuticals is expected to continue. Because plasma collected in the U.S. supplies the vast majority of plasma volume demand worldwide, we anticipate continued growth in North America in future periods as collection volumes benefit from an expanding end user market for plasma-derived biopharmaceuticals.

Despite the overall growth in the market, the number of biopharmaceutical companies that collect and fractionate source plasma is low and industry consolidation is ongoing. Significant barriers to entry exist for new entrants due to high capital outlay requirements for fractionation, long regulatory pathways to the licensing of collection centers and fractionation facilities and approval of plasma-derived biopharmaceuticals. As a result, there are relatively few customers for our Plasma products, especially in the U.S. where over 70% of the world's source plasma is collected and only a few customers provide the majority of our Plasma revenue.

Blood Center Market

In the Blood Center market, we sell automated blood component and manual whole blood collection systems. While we sell products around the world, a significant portion of our sales are to a limited number of customers due to relatively limited number of blood collectors.

Within the Blood Center market, we have seen three trends that have negatively impacted growth of the overall marketplace despite the overall increase in aging populations. Overall, we continue to expect a decline in this business in the low to mid single-digits.

- Declining transfusion rates in mature markets due to the development of more minimally invasive procedures with lower associated blood loss, as well as better blood management.
- Competition in multi-unit collection technology for automated blood component collection systems has intensified and has negatively impacted our sales in markets where these collections are prevalent.
- Industry consolidation through group purchasing organizations has intensified pricing competition particularly in the manual whole blood collection systems.

Hospital Markets

Hemostasis Management Market - The use of routine coagulation testing is well established throughout the world in various medical procedures, including cardiovascular surgery, organ transplantation, trauma, post-partum hemorrhage and percutaneous coronary intervention. While standard tests like prothrombin time, partial thromboplastin time and platelet count have limited

ability to reveal a patient's risk for bleeding, they do not provide information on the patient's risk for thrombosis. In addition, these routine tests do not provide specific data about clot quality or stability. As a result of these limitations, clinicians are increasingly utilizing advanced hemostasis testing to provide more information about a patient's hemostasis status, resulting in improved clinical decision-making. In addition, advanced hemostasis testing supports hospital efforts to reduce the risks, complications and costs associated with unnecessary blood component transfusions.

Haemonetics' TEG[®], ClotPro[®] and HAS hemostasis analyzer systems are advanced diagnostic tools that provide a comprehensive assessment of a patient's overall hemostasis. This information enables clinicians to decide the most appropriate clinical treatment for the patient to minimize blood loss and reduce clotting risk. For example, TEG analyzers have been used to support clinical decision making in open cardiovascular surgery and organ transplantation, becoming the standard of care in liver transplants. In more recent years, interest has grown into the utilization of TEG in trauma and other procedures in which the risk of hemorrhage and thrombosis are high.

Geographically, TEG systems have achieved the highest market penetration in North America, Europe and China. However, there are considerable growth opportunities in these as well as other markets, as TEG systems become more established as the standard of care around the world. Our ClotPro system is currently available in select European and Asian markets and is not available for use or sale in the U.S. The HAS-100 is currently commercialized in China.

Vascular Closure Market - Our target markets, coronary and peripheral procedures and electrophysiology procedures, are highly concentrated in the U.S. The mature market of coronary and peripheral procedures consists of interventions to diagnose and treat vascular diseases. Electrophysiology procedures consist of catheter-based interventions to diagnose and treat cardiac arrhythmias. This procedure category is expected to grow based on the increasing incidence and prevalence of cardiac arrhythmias, mainly in the U.S.

Transfusion Management Market - Revenues from BloodTrack[®] have increased in the U.S. and Europe in recent years as hospitals seek means to improve efficiencies and meet compliance guidelines for tracking and dispositioning blood components to patients. SafeTrace Tx[®]'s leading market share in the U.S. remains steady and in fiscal 2021 launched in the United Kingdom. We continue to explore opportunities to expand the portfolio internationally.

Cell Salvage Market - In recent years, more efficient blood use and less invasive surgeries have reduced demand for autotransfusion in these procedures and contributed to intense competition in mature markets, while increased access to healthcare in emerging economies has provided new markets and sources of growth. Orthopedic procedures have seen similar changes with improved blood management practices, including the use of tranexamic acid to treat and prevent postoperative bleeding, significantly reducing the number of transfusions and autotransfusion. Geographically, the Cell Saver[®] has achieved the highest market penetration in North America, Europe and Japan. However, there are considerable growth opportunities in certain Asia Pacific and other emerging markets as addressable procedure volumes grow and the use of autotransfusion is becoming accepted as a standard of care.

Financial Summary

	Fiscal Year				
	2022	2021	2020	% Increase/(Decrease) 22 vs. 21	% Increase/(Decrease) 21 vs. 20
(In thousands, except per share data)					
Net revenues	\$ 993,196	\$ 870,463	\$ 988,479	14.1%	(11.9)%
Gross profit	\$ 505,502	\$ 397,838	\$ 484,513	27.1 %	(17.9)%
% of net revenues	50.9%	45.7%	49.0%		
Operating expenses	\$ 424,752	\$ 308,091	\$ 381,162	37.9 %	(19.2)%
Operating income	\$ 80,750	\$ 89,747	\$ 103,351	(10.0)%	(13.2)%
% of net revenues	8.1 %	10.3 %	10.5 %		
Interest and other expense, net	\$ (17,121)	\$ (16,834)	\$ (16,199)	1.7 %	3.9 %
Income before (benefit) provision for income taxes	\$ 63,629	\$ 72,913	\$ 87,152	(12.7)%	(16.3)%
Provision (benefit) for income taxes	\$ 20,254	\$ (6,556)	\$ 10,626	n/m	n/m
% of pre-tax income	31.8 %	(9.0)%	12.2 %		
Net income	\$ 43,375	\$ 79,469	\$ 76,526	(45.4)%	3.8%
% of net revenues	4.4 %	9.1 %	7.7 %		
Net income per share - basic	\$ 0.85	\$ 1.57	\$ 1.51	(45.9)%	1.0%
Net income per share - diluted	\$ 0.84	\$ 1.55	\$ 1.48	(45.8)%	4.7 %

Our fiscal year ends on the Saturday closest to the last day of March. Fiscal years 2022 and 2020 included 52 weeks with each quarter having 13 weeks. Fiscal 2021 included 53 weeks with each of the first three quarters having 13 weeks and the fourth quarter having 14 weeks.

Net revenues for fiscal 2022 increased 14.1% compared with fiscal 2021. Without the effects of foreign exchange, net revenues increased 13.4% compared with fiscal 2021. Revenue increases in Hospital, primarily Vascular Closure, drove the overall increase in revenue during the fiscal year ended April 2, 2022.

Net revenues for fiscal 2021 decreased 11.9% compared with fiscal 2020. Without the effects of foreign exchange, net revenues decreased 12.9% compared with fiscal 2020. Revenue decreases in Plasma due to the COVID-19 pandemic primarily drove the overall decrease in revenue during the fiscal year ended April 3, 2021.

Operating income decreased during fiscal 2022 as compared with fiscal 2021, primarily due to increased spend related to the acquisition of Cardiva Medical, Inc. ("Cardiva"), including higher transaction and integration costs, amortization of the fair value inventory step-up, increased intangible amortization expense and an increase in the fair value of contingent consideration, as well as increased freight costs and inflationary pressures, partially offset by productivity savings from the 2020 Program.

Operating income decreased during fiscal 2021 as compared with fiscal 2020, primarily due to the impact of the COVID-19 pandemic on revenue and gross margin, offset by gains on divestitures, incremental savings from the 2020 Program and lower asset impairment charges and depreciation expense.

Management's Use of Non-GAAP Measures

Management uses non-GAAP financial measures, in addition to financial measures in accordance with accounting principles generally accepted in the United States of America ("U.S. GAAP"), to monitor the financial performance of the business, make informed business decisions, establish budgets and forecast future results. These non-GAAP financial measures should be considered supplemental to, and not a substitute for, our reported financial results prepared in accordance with U.S. GAAP. Constant currency growth, a non-GAAP financial measure, measures the change in revenue between the current and prior year periods using a constant currency conversion rate. We have provided this non-GAAP financial measure because we believe it provides meaningful information regarding our results on a consistent and comparable basis for the periods presented.

RESULTS OF OPERATIONS

Net Revenues by Geography

(In thousands)	Fiscal Year			Fiscal 2022 versus 2021			Fiscal 2021 versus 2020		
	2022	2021	2020	Reported Growth	Currency impact	Constant currency growth ⁽¹⁾	Reported Growth	Currency impact	Constant currency growth ⁽¹⁾
United States	\$ 639,322	\$ 522,607	\$ 646,204	22.3 %	— %	22.3 %	(19.1)%	— %	(19.1)%
International	353,874	347,856	342,275	1.7 %	1.7 %	— %	1.6 %	3.0 %	(1.4)%
Net revenues	\$ 993,196	\$ 870,463	\$ 988,479	14.1 %	0.7 %	13.4 %	(11.9)%	1.0 %	(12.9)%

⁽¹⁾ Constant currency growth, a non-GAAP financial measure, measures the change in revenue between the current and prior year periods using a constant currency. See "Management's Use of Non-GAAP Measures."

International Operations and the Impact of Foreign Exchange

Our principal operations are in the United States, Europe, Japan and other parts of Asia. Our products are marketed in approximately 90 countries around the world through a combination of our direct sales force and independent distributors and agents.

The percentage of revenue generated in our principal operating regions is summarized below:

	Fiscal Year		
	2022	2021	2020
United States	64.4 %	60.0 %	65.4 %
Japan	7.6 %	8.9 %	7.2 %
Europe	16.5 %	18.3 %	15.5 %
Asia	11.2 %	12.2 %	11.1 %
Other	0.3 %	0.6 %	0.8 %
Total	100.0 %	100.0 %	100.0 %

International sales are generally conducted in local currencies, primarily Japanese Yen, Euro, Chinese Yuan and Australian Dollar. Our results of operations are impacted by changes in foreign exchange rates, particularly in the value of the Yen, Euro and Australian Dollar relative to the U.S. Dollar. We have placed foreign currency hedges to mitigate our exposure to foreign currency fluctuations.

Please see the section entitled "Foreign Exchange" in this discussion for a more complete explanation of how foreign currency affects our business and our strategy for managing this exposure.

Net Revenues by Business Unit

(In thousands)	Fiscal Year			Fiscal 2022 versus 2021			Fiscal 2021 versus 2020		
	2022	2021	2020	Reported Growth	Currency impact	Constant currency growth ⁽¹⁾	Reported Growth	Currency impact	Constant currency growth ⁽¹⁾
Plasma	\$ 351,347	\$ 332,236	\$ 458,681	5.8%	0.2%	5.6%	(27.6)%	—%	(27.6)%
Blood Center	298,512	307,452	317,761	(2.9)%	1.3%	(4.2)%	(3.2)%	2.4%	(3.6)%
Hospital ⁽²⁾	322,804	210,632	193,437	53.3%	0.6%	52.7%	8.9%	0.7%	8.2%
Service	20,533	20,143	18,600	1.9%	1.6%	0.3%	8.3%	3.6%	4.7%
Net revenues	\$ 993,196	\$ 870,463	\$ 988,479	14.1%	0.7%	13.4%	(11.9)%	1.0%	(12.9)%

⁽¹⁾ Constant currency growth, a non-GAAP financial measure, measures the change in revenue between the current and prior year periods using a constant currency. See "Management's Use of Non-GAAP Measures."

⁽²⁾ Hospital revenue includes Hemostasis Management revenue of \$127.4 million, \$107.4 million, and \$95.7 million for fiscal years 2022, 2021 and 2020, respectively. Hemostasis Management revenue increased 18.6% during fiscal 2022 as compared with fiscal 2021. Without the effect of foreign exchange, Hemostasis Management revenue increased 18.4% as compared with fiscal 2021. Hemostasis Management revenue increased 12.2% during fiscal 2021 as compared with fiscal 2020. Without the effect of foreign exchange, Hemostasis Management revenue increased 12.8% during fiscal 2021 as compared with fiscal 2020. Hospital revenue also includes Vascular Closure revenue of \$93.8 million and \$7.7 million for fiscal years 2022 and 2021, respectively.

Plasma

Plasma revenue increased 5.8% during fiscal 2022 as compared with fiscal 2021. Without the effect of foreign exchange, Plasma revenue increased 5.6% during fiscal 2022 as compared with fiscal 2021. This revenue increase was primarily driven by increase in volume of plasma disposables and an increase in software revenue, partially offset by declines in plasma liquid solutions as a result of certain strategic exits within our liquid solutions business.

We remain confident in the strength of the plasma end market growth as the long-term global demand for plasma-derived pharmaceuticals is expected to continue. Although we continue to experience the negative impact of COVID-19 on our business, we believe the impacts on plasma collection are temporary.

In early April 2021, CSL Plasma, Ltd. informed us of its intent not to renew its supply agreement for the use of PCS2 plasma collection system devices and the purchase of disposable plasmapheresis kits following the expiration of the current term of the Supply Agreement in June 2022. In fiscal 2022, revenue under this Supply Agreement was \$102.4 million. During the third quarter of fiscal 2022, we amended the Supply Agreement to allow CSL to continue to use our PCS2 devices and purchase disposables through December 2023. The extension provides CSL the ability to utilize our devices and disposables in their collection centers on a non-exclusive basis, and CSL has committed to a minimum of \$88.0 million of disposable purchases in fiscal 2023.

Plasma revenue decreased 27.6% during fiscal 2021 as compared with fiscal 2020. There was no foreign exchange impact on Plasma revenue during fiscal 2021. This revenue decrease was primarily driven by a decline in the volume of plasma disposables, primarily in the U.S., due to the COVID-19 pandemic and declines in plasma liquid solutions as a result of certain strategic exits within our liquid solutions business. Declines in software revenue due to a one-time favorable impact in the prior year period also contributed to the decrease.

Blood Center

Blood Center revenue decreased 2.9% during fiscal 2022 as compared with fiscal 2021. Without the effect of foreign exchange, Blood Center revenue decreased 4.2% during fiscal 2022. The decrease was primarily driven by continued declines in whole blood disposables, the divestiture of certain blood donor management software solution assets and the impact of previously discontinued customer contracts in North America as well as an apheresis stocking order in the prior year period.

Blood Center revenue decreased 3.2% during fiscal 2021 as compared with fiscal 2020. Without the effect of foreign exchange, Blood Center revenue decreased 5.6% during fiscal 2021 primarily due to continued declines in whole blood disposables and the divestiture of certain blood donor management software solution assets. These declines were partially offset by increases in apheresis revenue, despite certain customers' conversions to alternative sources of supply, due to the impact distributor stocking orders in the first quarter and the 53rd week in fiscal 2021. The impact of the loss of this apheresis business was an incremental revenue decline of approximately \$17.0 million in fiscal 2021 as compared with fiscal 2020.

Hospital

Hospital revenue increased 53.3% during fiscal 2022 as compared with fiscal 2021. Without the effect of foreign exchange, Hospital revenue increased 52.7% during fiscal 2022. The increase was primarily attributable to Vascular Closure revenue resulting from the acquisition of Cardiva and an increase in TEG disposables revenue in the U.S. The increase also reflected the impact of the COVID-19 pandemic on the prior year period, partially offset by the divestiture of certain blood bank and hospital software solution assets during the same period of fiscal 2021.

Hospital revenue increased 8.9% during fiscal 2021 as compared with fiscal 2020 despite the negative impact of COVID-19, primarily in China and the U.S, early in the fiscal year. Without the effect of foreign exchange, Hospital revenue increased 8.2% during fiscal 2021. This increase was primarily attributable to a recent acquisition, TEG® disposable revenue in the U.S. and equipment sales in Europe. The increases were partially offset by declines in Cell Salvage revenue and the divestiture of certain blood bank and hospital software solution assets.

Gross Profit

(In thousands)	Fiscal Year			% Increase/(Decrease) 22 vs. 21	% Increase/(Decrease) 21 vs. 20
	2022	2021	2020		
Gross profit	\$ 505,502	\$ 397,838	\$ 484,513	27.1 %	(17.9)%
% of net revenues	50.9 %	45.7 %	49.0 %		

Gross profit increased 27.1% during fiscal 2022 as compared with fiscal 2021. Without the effects of foreign exchange, gross profit increased 26.0% during fiscal 2022. The increase was primarily driven by the addition of Vascular Closure, productivity savings from the 2020 Program and favorable volume and product mix. The increase was partially offset by inflationary pressures and higher freight costs in our global supply chain, increased restructuring and restructuring related costs, the amortization of the fair value inventory step-up related to the acquisition of Cardiva and asset impairments.

Gross profit decreased 17.9% during fiscal 2021 as compared with fiscal 2020. Without the effects of foreign exchange, gross profit decreased 19.6% during fiscal 2021. The decrease in gross profit during fiscal 2021 was primarily due to unfavorable volumes and product mix, asset impairments, higher operational costs from the impact of the COVID-19 pandemic, recent divestitures and the amortization of the fair value inventory step-up related to the acquisition of Cardiva. The decline was partially offset by lower depreciation expense and productivity savings from the 2020 Program, the 53rd week in fiscal 2021 and recent acquisitions.

Operating Expenses

(In thousands)	Fiscal Year			% Increase/(Decrease) 22 vs. 21	% Increase/(Decrease) 21 vs. 20
	2022	2021	2020		
Research and development	\$ 46,801	\$ 32,857	\$ 30,883	42.4 %	6.4 %
% of net revenues	4.7 %	3.8 %	3.1 %		
Selling, general and administrative	\$ 339,563	\$ 274,188	\$ 282,017	23.8 %	(2.8)%
% of net revenues	34.2 %	31.5 %	28.5 %		
Amortization of intangible assets	\$ 47,414	\$ 32,830	\$ 25,746	44.4 %	27.5 %
% of net revenues	4.8 %	3.8 %	2.6 %		
Impairment of assets	\$ 577	\$ 1,028	\$ 50,599	(43.9)%	(98.0)%
% of net revenues	0.1 %	0.1 %	5.1 %		
Gains on divestitures and sale of assets	\$ (9,603)	\$ (32,812)	\$ (8,083)	(70.7)%	n/m
% of net revenues	(1.0)%	(3.8)%	(0.8)%		
Total operating expenses	\$ 424,752	\$ 308,091	\$ 381,162	37.9 %	(19.2)%
% of net revenues	42.8 %	35.4 %	38.6 %		

Research and Development

Research and development expenses increased 42.4% during fiscal 2022 as compared with fiscal 2021. Without the effects of foreign exchange, research and development expenses increased 41.9% during fiscal 2022. The increase in fiscal 2022 was primarily due to increased spend related to investments in our Hospital Business unit, primarily driven by Vascular Closure, as well as costs related to compliance with the EU MDR and EU IVDR requirements, partially offset by cost savings related to the 2020 Program.

Research and development expenses increased 6.4% during fiscal 2021 as compared with fiscal 2020. Without the effects of foreign exchange, research and development expenses increased 6.1% during fiscal 2021. The increase in fiscal 2021 was primarily due to increased spend related to EU MDR and EU IVDR costs, recent acquisitions and continued investments in our Plasma and Hospital Business units. The increases were partially offset by cost savings primarily related to the 2020 Program.

Selling, General and Administrative

Selling, general and administrative expenses increased 23.8% during fiscal 2022 as compared with fiscal 2021. Without the effects of foreign exchange, selling, general and administrative expenses increased 23.2% during fiscal 2022. The increase in fiscal 2022 was primarily due to spend related to the acquisition of Cardiva, including the increase in the fair value of contingent consideration. Higher freight costs also contributed to these increases, which were partially offset by cost savings related to the 2020 Program.

Selling, general and administrative expenses decreased 2.8% during fiscal 2021 as compared with fiscal 2020. Without the effects of foreign exchange, selling, general and administrative expenses decreased 3.5% during fiscal 2021. The decrease in fiscal 2021 was primarily due to cost containment actions taken to offset the negative effects related to the COVID-19 pandemic, incremental productivity savings from the 2020 Program and a reduction in restructuring and restructuring related costs. The decrease was partially offset by higher transaction and integration costs and higher share-based and variable compensation expense.

Amortization of Intangible Assets

We recognized amortization expense of \$47.4 million and \$32.8 million during fiscal 2022 and fiscal 2021, respectively. The increase in fiscal 2022 was primarily driven by an increase in intangible assets resulting from recent acquisitions.

Impairment of Assets

We recognized intangible asset impairment charges of \$0.6 million and \$1.0 million during fiscal 2022 and fiscal 2021, respectively.

Gains on Divestitures

We recognized gains on divestitures of \$9.6 million and \$32.8 million during fiscal 2022 and fiscal 2021, respectively. Refer to Note 5, *Divestitures*, to the Consolidated Financial Statements in Item 8 of this Annual Report on Form 10-K for information pertaining to these divestitures.

Interest and Other Expense, Net

Interest and other expenses increased 1.7% during fiscal 2022 as compared with fiscal 2021. Without the effects of foreign exchange, interest and other expenses increased 1.3% during fiscal 2022. The increase was primarily driven by realized losses due to foreign currency, partially offset by a reduction in interest expense.

Interest and other expenses increased 3.9% during fiscal 2021 as compared with fiscal 2020. Without the effects of foreign exchange, interest and other expenses increased 4.8% during fiscal 2021. The increase is primarily driven by realized losses on interest rate swaps due to declining rates, interest and debt issuance costs incurred in connection with short-term financing for the Cardiva acquisition and amortization of the debt discount associated with the 2026 Notes partially offset by a reduction in interest expense from borrowings under our \$350.0 million term loan and \$350.0 million revolving loan. The effective interest rate on total debt outstanding for the fiscal year ended April 3, 2021 was 1.4%.

Income Taxes

	Fiscal Year			% Increase/(Decrease)	% Increase/(Decrease)
	2022	2021	2020	22 vs. 21	21 vs. 20
Reported income tax rate	31.8%	(9.0)%	12.2%	40.8%	(21.2)%

Reported Tax Rate

We conduct business globally and report our results of operations in a number of foreign jurisdictions in addition to the U.S. Our reported tax rate is impacted by the jurisdictional mix of earnings in any given period as the foreign jurisdictions in which we operate have tax rates that differ from the U.S. statutory tax rate.

We have assessed, on a jurisdictional basis, the available means of recovering deferred tax assets, including the ability to carry-back net operating losses, the existence of reversing temporary differences, the availability of tax planning strategies and available sources of future taxable income. As of April 2, 2022, we maintain a valuation allowance against certain U.S. state deferred tax assets that are not more-likely-than-not realizable and have a full valuation allowance against the net deferred tax assets of certain foreign subsidiaries.

For the year ended April 2, 2022, we recorded income tax expense of \$20.3 million on our worldwide pre-tax income of \$63.6 million, resulting in a reported tax rate of 31.8%. Our effective tax rate for the year ended April 2, 2022 is higher than our effective tax rates of (9.0)% and 12.2% for the years ended April 3, 2021 and March 28, 2020, respectively. The increase in our tax rate for fiscal 2022, as compared with fiscal 2021, is primarily the result of a deferred tax asset recorded in the prior year related to the U.S. purchase of intellectual property, a non-recurring tax benefit in the prior year from the release of a portion of the valuation allowance due to taxable temporary differences acquired with the acquisition of Cardiva being available as a source of income to realize certain pre-existing deferred tax assets, greater tax benefits associated with windfall stock compensation deductions in the prior year, and jurisdictional mix of earnings.

Effective for fiscal 2023, the Tax Cuts and Jobs Act of 2017 requires the Company to capitalize, and subsequently amortize research and development expenses over five years for research activities conducted in the U.S. and over fifteen years for research activities conducted outside of the U.S. The Company is evaluating the impact on our effective tax rate.

Liquidity and Capital Resources

The following table contains certain key performance indicators we believe depict our liquidity and cash flow position:

(In thousands)	April 2, 2022	April 3, 2021
Cash and cash equivalents	\$ 259,496	\$ 192,305
Working capital	\$ 313,765	\$ 440,051
Current ratio	1.7	2.7
Net debt position ⁽¹⁾	\$ (514,093)	\$ (515,303)
Days sales outstanding (DSO)	54	51
Inventory turnover	1.4	1.2

⁽¹⁾Net debt position is the sum of cash and cash equivalents less total debt.

Our primary sources of liquidity are cash and cash equivalents, internally generated cash flow from operations, our revolving credit line that expires in the first quarter of fiscal 2024 and proceeds from employee stock option exercises. We believe these sources are sufficient to fund our cash requirements over at least the next twelve months. Our expected cash outlays relate primarily to acquisitions, investments, capital expenditures, including the build out of our new manufacturing facility in Clinton, PA, cash payments under our credit agreement and restructuring initiatives.

In March 2021, the Company issued \$500.0 million aggregate principal amount of 0% convertible senior notes due 2026, or the 2026 Notes. The 2026 Notes are governed by the terms of the Indenture between the Company and U.S. Bank National Association, as trustee. The total net proceeds from the sale of the 2026 Notes, after deducting the initial purchasers' discounts and debt issuance costs, were approximately \$486.7 million. The 2026 Notes will mature on March 1, 2026, unless earlier converted, redeemed or repurchased. The 2026 Notes have an effective interest rate of 0.5% as of April 2, 2022.

As of April 2, 2022, we had \$259.5 million in cash and cash equivalents, the majority of which is held in the U.S. or in countries from which it can be repatriated to the U.S. On June 15, 2018, we entered into a five-year credit agreement which provided for a \$350.0 million term loan and a \$350.0 million revolving loan (together with the term loan, as amended from time to time, the "Credit Facilities"). Interest on the term loan and revolving loan is established using LIBOR plus 1.13% - 1.75%, depending on our leverage ratio. Under the Credit Facilities, we are required to maintain certain leverage and interest coverage ratios specified in the credit agreement as well as other customary non-financial affirmative and negative covenants. During the fourth quarter of fiscal 2021, the Company entered into an additional \$150.0 million term loan under the existing Credit Facilities and borrowed \$290.0 million under the Revolving Credit Facility in connection with the acquisition of Cardiva. Both of these borrowings were subsequently paid in full during the same period using the proceeds from the 2026 Notes. In connection with the additional \$150 million term loan borrowing, the Company and its lenders also agreed to increase the maximum consolidated leverage ratio the Company is required to maintain for the four consecutive quarters immediately following the closing of the Cardiva acquisition to 4.25:1.0, after which the maximum consolidated leverage ratio the Company is required to maintain will revert to 3.5:1.0.

As of April 2, 2022, \$284.4 million was outstanding under the term loan with an effective interest rate of 2.3%. There were no borrowings outstanding on the revolving loan. We also had \$23.0 million of uncommitted operating lines of credit to fund our global operations under which there were no outstanding borrowings as of April 2, 2022.

The Company has scheduled principal payments of \$214.4 million required during fiscal 2023. The Company plans to refinance the Credit Facility prior to the maturity date of June 15, 2023. The Company was in compliance with the leverage and interest coverage ratios specified in the credit agreement as well as all other bank covenants as of April 2, 2022.

During fiscal 2022, our Board of Directors approved a revised 2020 Program. We now estimate that we will incur aggregate charges between \$95 million and \$105 million in connection with the 2020 Program. These charges, the majority of which will result in cash outlays, including severance and other employee costs, will be incurred as the specific actions required to execute these initiatives are identified and approved and are expected to be substantially completed by the end of fiscal 2025. During the years ended April 2, 2022, April 3, 2021 and March 28, 2020, the Company incurred \$28.7 million, \$15.1 million and \$11.9 million, respectively, of restructuring and restructuring related costs under this program.

Cash Flows

(In thousands)

	2022	Fiscal Year 2021	2020
Net cash provided by (used in):			
Operating activities	\$ 172,263	\$ 108,805	\$ 158,217
Investing activities	(86,345)	(425,442)	(57,176)
Financing activities	(15,749)	367,452	(131,208)
Effect of exchange rate changes on cash and cash equivalents ⁽¹⁾	(2,978)	4,179	(1,873)
Net change in cash and cash equivalents	\$ 67,191	\$ 54,994	\$ (32,040)

⁽¹⁾ The balance sheet is affected by spot exchange rates used to translate local currency amounts into U.S. dollars. In accordance with U.S. GAAP, we have eliminated the effect of foreign currency throughout our cash flow statement, except for its effect on our cash and cash equivalents.

Operating Activities

Net cash provided by operating activities was \$172.3 million during fiscal 2022, an increase of \$63.5 million as compared with fiscal 2021. The increase in cash provided by operating activities was primarily the result of higher net income, as adjusted for depreciation, amortization and other non-cash charges compared to the prior year period, decreased inventory driven by higher NexSys PCS device placements and the absence of a payment for a compensation-related liability paid at the closing of the Cardiva acquisition during fiscal 2021, partially offset by increases in accounts receivable during fiscal 2022.

Net cash provided by operating activities was \$108.8 million during fiscal 2021, a decrease of \$49.4 million as compared with fiscal 2020. The decrease in cash provided by operating activities was primarily the result of a reduction in net income, as adjusted for depreciation, amortization and other non-cash charges compared with the prior year period, partially offset by a decrease in working capital outflow as compared with the prior year period due to lower inventory growth, primarily related to NexSys PCS devices, a decline in the build of accounts receivable due to lower sales and improved collection timing, partially offset by a payment for a compensation-related liability paid at the closing of the Cardiva acquisition.

Investing Activities

Net cash used in investing activities was \$86.3 million during fiscal 2022, a decrease of \$339.1 million as compared with fiscal 2021. The decrease in cash used in investing activities was primarily the result of decreased acquisition spend in fiscal 2022, partially offset by increased capital expenditures in fiscal 2022 and lower proceeds received from various divestitures during fiscal 2022 as compared to fiscal 2021.

Net cash used in investing activities was \$425.4 million during fiscal 2021, an increase of \$368.3 million as compared with fiscal 2020. The increase in cash used in investing activities was primarily the result of cash paid for acquisitions. The increase was partially offset by an increase in proceeds received relating to divestitures and a decrease in capital expenditures.

Financing Activities

Net cash used in financing activities was \$15.7 million during fiscal 2022, an increase of \$383.2 million as compared with fiscal 2021. The increase in cash used in financing activities during fiscal 2022 was primarily the result of cash received from issuance of convertible notes in fiscal 2021 and contingent consideration payments in fiscal 2022, partially offset by lower payments of short-term loans during fiscal 2022 as compared to fiscal 2021.

Net cash provided by financing activities was \$367.5 million during fiscal 2021, an increase of \$498.7 million as compared with fiscal 2020. The increase in cash provided by financing activities was primarily due to the \$500.0 million of proceeds related to the 2026 Notes entered into in March 2021 and a decrease in share repurchases compared with the prior year period. The increase was partially offset by the repayment of borrowings on our revolving credit facility, the purchase of the Capped Call on the 2026 Notes and higher payments on our term loan.

Contractual Obligations

A summary of our contractual and commercial commitments as of April 2, 2022 is as follows:

(In thousands)	Payments Due by Period				
	Total	Less than 1 year	1-3 years	3-5 years	More than 5 years
Convertible senior notes	\$ 500,000	\$ —	\$ —	\$ 500,000	\$ —
Debt	284,375	214,375	70,000	—	—
Interest payments ⁽¹⁾	4,415	4,415	—	—	—
Operating leases	79,489	9,996	15,356	14,348	39,789
Purchase commitments ⁽²⁾	192,584	192,584	—	—	—
Contingent consideration	30,209	30,209	—	—	—
Expected retirement plan benefit payments	16,760	1,328	2,752	2,813	9,867
Total contractual obligations	\$ 1,107,832	\$ 452,907	\$ 88,108	\$ 517,161	\$ 49,656

⁽¹⁾ Interest payments reflect the contractual interest payments on our outstanding debt and exclude the impact of interest rate swap agreements. Interest payments are projected using interest rates in effect as of April 2, 2022. Certain of these projected interest payments may differ in the future based on changes in market interest rates.

⁽²⁾ Includes amounts we are committed to spend on purchase orders entered in the normal course of business for capital equipment as well as commitments with contractors for the manufacture of certain disposable products and equipment. The majority of our operating expense spending does not require any advance commitment.

The above table does not reflect our long-term liabilities associated with unrecognized tax benefits of \$2.6 million recorded in accordance with ASC Topic 740, Income Taxes. We cannot reasonably make a reliable estimate of the period in which we expect to settle these long-term liabilities due to factors outside of our control, such as tax examinations.

Concentration of Credit Risk

While approximately 45% of our revenue during fiscal 2022 was generated by our ten largest customers, concentrations of credit risk with respect to trade accounts receivable are generally limited due to our large number of customers and their diversity across many geographic areas. Certain markets and industries, however, can expose us to concentrations of credit risk. For example, in the Plasma business unit, sales are concentrated with several large customers. As a result, accounts receivable extended to any one of these biopharmaceutical customers can be significant at any point in time. In addition, a portion of our trade accounts receivable outside the U.S. include sales to government-owned or supported healthcare systems in several countries, which are subject to payment delays and local economic conditions. Payment is dependent upon the financial stability and creditworthiness of those countries' national economies.

We have not incurred significant losses on receivables. We continually evaluate all receivables for potential collection risks associated with the availability of government funding and reimbursement practices. If the financial condition of customers or the countries' healthcare systems deteriorate such that their ability to make payments is uncertain, allowances may be required in future periods.

Legal Proceedings

In accordance with U.S. GAAP, we record a liability in our consolidated financial statements for legal matters when a loss is known or considered probable and the amount may be reasonably estimated. Actual settlements may be different than estimated and could have a material impact on our consolidated earnings, financial position and/or cash flows. For a discussion of our material legal proceedings refer to Note 16, *Commitments & Contingencies*, to the Consolidated Financial Statements in Item 8 of this Annual Report on Form 10-K.

Inflation

We experienced rising inflationary pressures in our global supply chain that had an impact on our results of operations during fiscal 2022. We continue to monitor inflationary pressures generally and raw materials indices that may affect our procurement and production costs. Increases in the price of petroleum derivatives could result in corresponding increases in our costs to procure plastic raw materials. We expect the inflationary pressures we have experienced in our global supply chain to continue throughout fiscal 2023. Historically, we have been able to limit the impact of the effects of inflation by improving our manufacturing and purchasing efficiencies, by increasing employee productivity and by adjusting the selling prices of products, but we may not be able to fully mitigate these increases in our operational costs in the future.

Foreign Exchange

During fiscal 2022, 35.6% of our sales were generated outside the U.S., generally in foreign currencies, yet our reporting currency is the U.S. Dollar. We also incur certain manufacturing, marketing and selling costs in international markets in local currency. Our primary foreign currency exposures relate to sales denominated in Euro, Japanese Yen, Chinese Yuan and Australian Dollars. We also have foreign currency exposure related to manufacturing and other operational costs denominated in Swiss Francs, Canadian Dollars, Mexican Pesos and Malaysian Ringgit. The Yen, Euro, Yuan and Australian Dollar sales exposure is partially mitigated by costs and expenses for foreign operations and sourcing products denominated in foreign currencies.

Since our foreign currency denominated Yen, Euro, Yuan and Australian Dollar sales exceed the foreign currency denominated costs, whenever the U.S. Dollar strengthens relative to the Yen, Euro, Yuan or Australian Dollar, there is an adverse effect on our results of operations and, conversely, whenever the U.S. Dollar weakens relative to the Yen, Euro, Yuan or Australian Dollar, there is a positive effect on our results of operations. For Swiss Francs, Canadian Dollars Mexican Pesos and Malaysian Ringgit our primary cash flows relate to product costs or costs and expenses of local operations. Whenever the U.S. Dollar strengthens relative to these foreign currencies, there is a positive effect on our results of operations. Conversely, whenever the U.S. Dollar weakens relative to these currencies, there is an adverse effect on our results of operations.

We have a program in place that is designed to mitigate our exposure to changes in foreign currency exchange rates. That program includes the use of derivative financial instruments to minimize, for a period of time, the unforeseen impact on our financial results from changes in foreign exchange rates. We utilize forward foreign currency contracts to hedge the anticipated cash flows from transactions denominated in foreign currencies, primarily Japanese Yen and Euro, and to a lesser extent Swiss Franc, Australian Dollar, Chinese Yuan and the Mexican Peso. This does not eliminate the volatility of foreign exchange rates, but because we generally enter into forward contracts one year out, rates are fixed for a one-year period, thereby facilitating financial planning and resource allocation. These contracts are designated as cash flow hedges. The final impact of currency fluctuations on the results of operations is dependent on the local currency amounts hedged and the actual local currency results.

Recent Accounting Pronouncements

There are currently no recent accounting pronouncements that we expect to have a material impact on our financial position and results of operations.

Critical Accounting Policies and Estimates

Our significant accounting policies are summarized in Note 2, *Summary of Significant Accounting Policies*, to the Consolidated Financial Statements in Item 8 of this Annual Report on Form 10-K. While all of these significant accounting policies impact our financial condition and results of operations, we view certain of these policies as critical. Policies determined to be critical are those policies that have the most significant impact on our financial statements and require management to use a greater degree of judgment and/or estimates. Actual results may differ from those estimates. We consider an estimate to be a "critical

accounting estimate” when (i) the nature of the estimate is material due to the level of subjectivity and judgment necessary to account for highly uncertain matters or the susceptibility of such matters to change; and (ii) the impact of the estimate on financial condition or operating performance is material. The accounting policies and estimates identified as critical are as follows:

Revenue Recognition

Revenues from product sales are recorded at the net sales price, which includes estimates of variable consideration related to rebates, product returns and volume discounts. These reserves, which are based on estimates of the amounts earned or to be claimed on the related sales, are recorded as a reduction of revenue and a current liability. Our estimates take into consideration historical experience, current contractual and statutory requirements, specific known market events and trends, industry data, and forecasted customer buying and payment patterns. Overall, these reserves reflect our best estimates of the amount of consideration to which we are entitled based on the terms of the contract. The amount of variable consideration included in the net sales price is limited to the amount that is probable not to result in a significant reversal in the amount of the cumulative revenue recognized in a future period. Revenue recognized in the current period related to performance obligations satisfied in prior periods was not material. If we are unable to estimate the expected rebates reasonably, we record a liability for the maximum potential rebate or discount that could be earned. In circumstances where we provide upfront rebate payments to customers, we capitalize the rebate payments and amortize the resulting asset as a reduction of revenue using a systematic method over the life of the contract. Refer to Note 2, *Summary of Significant Accounting Policies* and Note 8, *Revenue*, to the Consolidated Financial Statements in Item 8 of this Annual Report on Form 10-K for further information.

Goodwill and Intangible Assets

Although we use consistent methodologies in developing the assumptions and estimates underlying the fair value calculations used in our impairment tests, these estimates are uncertain by nature and can vary from actual results. The use of alternative valuation assumptions, including estimated revenue projections, growth rates, cash flows and discount rates could result in different fair value estimates.

Future events that could have a negative impact on the levels of excess fair value over carrying value of our reporting units include, but are not limited to, the following:

- Decreases in estimated market sizes or market growth rates due to greater-than-expected declines in procedural volumes, pricing pressures, product actions and/or competitive technology developments,
- Declines in our market share and penetration assumptions due to increased competition, an inability to develop or launch new and next-generation products and technology features in line with our commercialization strategies and market and/or regulatory conditions that may cause significant launch delays or product recalls,
- Decreases in our forecasted profitability due to an inability to implement successfully and achieve timely and sustainable cost improvement measures consistent with our expectations,
- Changes in our reporting units or in the structure of our business as a result of future reorganizations, acquisitions or divestitures of assets or businesses and
- Increases in our market-participant risk-adjusted weighted average cost of capital and increases in our market-participant tax rate and/or changes in tax laws or macroeconomic conditions.

Negative changes in one or more of these factors, among others, could result in future impairment charges.

We review intangible assets subject to amortization for impairment at least annually or more frequently if certain conditions arise to determine if any adverse conditions exist that would indicate that the carrying value of an asset or asset group may not be recoverable, or that a change in the remaining useful life is required. Conditions indicating that an impairment exists include but are not limited to a change in the competitive landscape, internal decisions to pursue new or different technology strategies, a loss of a significant customer or a significant change in the marketplace including prices paid for our products or the size of the market for our products. Refer Note 2, *Summary of Significant Accounting Policies* and Note 11, *Goodwill & Intangible Assets*, to the Consolidated Financial Statements in Item 8 of this Annual Report on Form 10-K for additional information.

Inventory Provisions

We base our provisions for excess, expired and obsolete inventory primarily on our estimates of forecasted net sales. A significant change in the timing or level of demand for our products as compared with forecasted amounts may result in recording additional provisions for excess, expired and obsolete inventory in the future. Additionally, uncertain timing of next-generation product approvals, variability in product launch strategies, product recalls and variation in product utilization all affect our estimates related to excess, expired and obsolete inventory.

Income Taxes

The income tax provision is calculated for all jurisdictions in which we operate. The income tax provision process involves calculating current taxes due and assessing temporary differences arising from items that are taxable or deductible in different periods for tax and accounting purposes and are recorded as deferred tax assets and liabilities. Deferred tax assets are evaluated for realizability and a valuation allowance is maintained for the portion of our deferred tax assets that are not more-likely-than-not realizable. All available evidence, both positive and negative, has been considered to determine whether, based on the weight of that evidence, a valuation allowance is needed against the deferred tax assets. Refer to Note 6, *Income Taxes*, to the Consolidated Financial Statements in Item 8 of this Annual Report on Form 10-K for further information and discussion of our income tax provision and balances.

We file income tax returns in all jurisdictions in which we operate. We record a liability for uncertain tax positions taken or expected to be taken in income tax returns. Our financial statements reflect expected future tax consequences of such positions presuming the taxing authorities' full knowledge of the position and all relevant facts. We record a liability for the portion of unrecognized tax benefits claimed that we have determined are not more-likely-than-not realizable. These tax reserves have been established based on management's assessment as to the potential exposure attributable to our uncertain tax positions as well as interest and penalties attributable to these uncertain tax positions. All tax reserves are analyzed quarterly and adjustments are made as events occur that result in changes in judgment.

Contingencies

We may become involved in various legal proceedings that arise in the ordinary course of business, including, without limitation, patent infringement, product liability and environmental matters. Accruals recorded for various contingencies including legal proceedings, employee related litigation, self-insurance and other claims are based on judgment, the probability of losses and, where applicable, the consideration of opinions of internal and/or external legal counsel and actuarially determined estimates. When a loss is probable and a range of loss is established but a best estimate cannot be made, we record the minimum loss contingency amount. These estimates are often initially developed substantially earlier than the ultimate loss is known and the estimates are reevaluated each accounting period, as additional information is available. When we are initially unable to develop a best estimate of loss, we record the minimum amount of loss, which could be zero. As information becomes known, an additional loss provision is recorded when either a best estimate can be made or the minimum loss amount is increased. When events result in an expectation of a more favorable outcome than previously expected, our best estimate is changed to a lower amount.

Business Combinations

We record tangible and intangible assets acquired and liabilities assumed in business combinations under the purchase method of accounting. Amounts paid for each acquisition are allocated to the assets acquired and liabilities assumed based on their fair values at the dates of acquisition. The fair value of identifiable intangible assets is based on detailed valuations that use information and assumptions including forecasted cash flows, revenues attributable to existing technology and existing customer attrition. When estimating the significant assumptions to be used in the valuation we included a consideration of current industry information, market and economic trends, historical results of the acquired business and other relevant factors. These significant assumptions are forward-looking and could be affected by future economic and market conditions. We allocate any excess purchase price over the fair value of the net tangible and intangible assets acquired and liabilities assumed to goodwill.

Contingent consideration is recorded at fair value as measured on the date of acquisition using an appropriate valuation model, such as the Monte Carlo simulation model. The value recorded is based on estimates of future financial projections under various potential scenarios, in which the model runs many simulations based on comparable companies' growth rates and their implied volatility. Our estimates of forecasted revenues in the earn out period include a consideration of current industry information, market and economic trends, historical results of the acquired business and other relevant factors. These cash flow

projections are discounted with a risk adjusted rate. Each quarter until such contingent amounts are earned, the fair value of the liability is remeasured at each reporting period and adjusted as a component of operating expenses based on changes to the underlying assumptions. The estimates used to determine the fair value of the contingent consideration liability are subject to significant judgment and given the inherent uncertainties in making these estimates, actual results are likely to differ from the amounts originally recorded and could be materially different.

ITEM 7A. QUANTITATIVE AND QUALITATIVE DISCLOSURES ABOUT MARKET RISK

Our exposures relative to market risk are due to foreign exchange risk and interest rate risk.

Foreign Exchange Risk

See the section above entitled Foreign Exchange for a discussion of how foreign currency affects our business. It is our policy to minimize, for a period of time, the unforeseen impact on our financial results of fluctuations in foreign exchange rates by using derivative financial instruments known as forward contracts to hedge anticipated cash flows from forecasted foreign currency denominated sales and costs. We do not use the financial instruments for speculative or trading activities.

We estimate the change in the fair value of all forward contracts assuming both a 10% strengthening and weakening of the U.S. Dollar relative to all other major currencies. As of April 2, 2022, in the event of a 10% strengthening of the U.S. Dollar, the change in fair value of all forward contracts would result in a \$3.9 million increase in the fair value of the forward contracts, whereas a 10% weakening of the U.S. Dollar would result in a \$4.4 million decrease in the fair value of the forward contracts.

Interest Rate Risk

Our exposure to changes in interest rates is associated with borrowings under our Credit Facilities, all of which is variable rate debt. Total outstanding debt under our Credit Facilities as of April 2, 2022 was \$284.4 million with an interest rate of 2.3% based on prevailing LIBOR rates. An increase of 100 basis points in LIBOR rates would result in additional annual interest expense of \$0.9 million. As of April 2, 2022, the notional amount on our two interest rate swap agreements to effectively convert borrowings under our Credit Facilities from a variable rate to a fixed rate were \$199.1 million. These interest rate swaps are intended to mitigate the exposure to fluctuations in interest rates and qualify for hedge accounting treatment as cash flow hedges.

Report of Independent Registered Public Accounting Firm

To the Stockholders and Board of Directors of Haemonetics Corporation

Opinion on the Financial Statements

We have audited the accompanying consolidated balance sheets of Haemonetics Corporation and subsidiaries (the Company) as of April 2, 2022 and April 3, 2021, the related consolidated statements of income, comprehensive income, stockholders' equity and cash flows for each of the three years in the period ended April 2, 2022, and the related notes (collectively referred to as the "consolidated financial statements"). In our opinion, the consolidated financial statements present fairly, in all material respects, the financial position of the Company at April 2, 2022 and April 3, 2021, and the results of its operations and its cash flows for each of the three years in the period ended April 2, 2022, in conformity with U.S. generally accepted accounting principles.

We also have audited, in accordance with the standards of the Public Company Accounting Oversight Board (United States) (PCAOB), the Company's internal control over financial reporting as of April 2, 2022, based on criteria established in Internal Control—Integrated Framework issued by the Committee of Sponsoring Organizations of the Treadway Commission (2013 framework) and our report dated May 25, 2022 expressed an unqualified opinion thereon.

Adoption of New Accounting Standards

As discussed in Note 13 to the consolidated financial statements, the Company changed its method of accounting for its convertible notes effective April 4, 2021 due to adoption of Accounting Standards Update (ASU) No. 2020-06 Debt - Debt with Conversion and Other Options (Subtopic 470-20) and Derivatives and Hedging - Contracts in Entity's Own Equity (Subtopic 815-40), and the related amendments.

Basis for Opinion

These financial statements are the responsibility of the Company's management. Our responsibility is to express an opinion on the Company's financial statements based on our audits. We are a public accounting firm registered with the PCAOB and are required to be independent with respect to the Company in accordance with the U.S. federal securities laws and the applicable rules and regulations of the Securities and Exchange Commission and the PCAOB.

We conducted our audits in accordance with the standards of the PCAOB. Those standards require that we plan and perform the audit to obtain reasonable assurance about whether the financial statements are free of material misstatement, whether due to error or fraud. Our audits included performing procedures to assess the risks of material misstatement of the financial statements, whether due to error or fraud, and performing procedures that respond to those risks. Such procedures included examining, on a test basis, evidence regarding the amounts and disclosures in the financial statements. Our audits also included evaluating the accounting principles used and significant estimates made by management, as well as evaluating the overall presentation of the financial statements. We believe that our audits provide a reasonable basis for our opinion.

Critical Audit Matter

The critical audit matter communicated below is a matter arising from the current period audit of the financial statements that was communicated or required to be communicated to the audit committee and that: (1) relates to accounts or disclosures that are material to the financial statements and (2) involved our especially challenging, subjective or complex judgments. The communication of the critical audit matter does not alter in any way our opinion on the consolidated financial statements, taken as a whole, and we are not, by communicating the critical audit matter below, providing a separate opinion on the critical audit matter or on the accounts or disclosures to which it relates.

Valuation of goodwill

Description of the Matter

As discussed in Note 11 to the consolidated financial statements, the Company had approximately \$467 million of goodwill allocated among its reporting units as of April 2, 2022. The Company performs its annual quantitative impairment analysis as of the first day of the fourth quarter, and more frequently if the Company believes indicators of impairment exist, utilizing a discounted cash flow income approach in order to value reporting units for the test.

Auditing the annual goodwill impairment test was especially complex and judgmental due to the significant estimation required in determining the fair values of the reporting units. In particular, the fair value estimates involve judgmental assumptions including discount rates, terminal values, and the amount and timing of expected future cash flows, which are all affected by expectations about future market or economic conditions and reporting unit specific risk factors.

How We Addressed the Matter in Our Audit

We obtained an understanding, evaluated the design, and tested the operating effectiveness of controls over the Company's goodwill impairment review process. For example, we tested controls over management's review of the significant inputs and assumptions used in determining the reporting unit fair values.

To test the estimated fair value of the Company's reporting units, we performed audit procedures that included, among others, assessing fair value methodologies, testing the significant assumptions discussed above and the completeness and accuracy of the underlying data used by the Company in its analysis. We compared the significant assumptions used by management to current industry trends, historical financial results of the reporting unit, and other relevant factors. We considered the historical accuracy of management's estimates and performed sensitivity analyses of significant assumptions to evaluate the changes in the fair value of the reporting unit that would result from changes in the assumptions. In addition, we involved our valuation professionals to assist in our evaluation of the significant assumptions used to develop the fair value estimates. We also evaluated the reconciliation of the estimated aggregate fair value of the reporting units to the market capitalization of the Company.

/s/ Ernst & Young LLP

We have served as the Company's auditor since 2002.

Boston, Massachusetts
May 25, 2022

ITEM 8. FINANCIAL STATEMENTS AND SUPPLEMENTARY DATA

HAEMONETICS CORPORATION AND SUBSIDIARIES

CONSOLIDATED STATEMENTS OF INCOME

(In thousands, except per share data)

	Year Ended		
	April 2, 2022	April 3, 2021	March 28, 2020
Net revenues	\$ 993,196	\$ 870,463	\$ 988,479
Cost of goods sold	487,694	472,625	503,966
Gross profit	505,502	397,838	484,513
Operating expenses:			
Research and development	46,801	32,857	30,883
Selling, general and administrative	339,563	274,188	282,017
Amortization of intangible assets	47,414	32,830	25,746
Impairment of assets	577	1,028	50,599
Gains on divestitures and sale of assets	(9,603)	(32,812)	(8,083)
Total operating expenses	424,752	308,091	381,162
Operating income	80,750	89,747	103,351
Interest and other expense, net	(17,121)	(16,834)	(16,199)
Income before provision (benefit) for income taxes	63,629	72,913	87,152
Provision (benefit) for income taxes	20,254	(6,556)	10,626
Net income	\$ 43,375	\$ 79,469	\$ 76,526
Net income per share – basic	\$ 0.85	\$ 1.57	\$ 1.51
Net income per share – diluted	\$ 0.84	\$ 1.55	\$ 1.48
Weighted average shares outstanding			
Basic	51,047	50,688	50,692
Diluted	51,353	51,292	51,815

The accompanying notes are an integral part of these consolidated financial statements.

HAEMONETICS CORPORATION AND SUBSIDIARIES
CONSOLIDATED STATEMENTS OF COMPREHENSIVE INCOME
(In thousands)

	Year Ended		
	April 2, 2022	April 3, 2021	March 28, 2020
Net income	\$ 43,375	\$ 79,469	\$ 76,526
Other comprehensive income (loss)			
Impact of defined benefit plans, net of tax	2,179	(351)	318
Foreign currency translation adjustment, net of tax	(6,391)	9,572	(5,587)
Unrealized gain (loss) on cash flow hedges, net of tax	5,785	(489)	(10,111)
Reclassifications into earnings of cash flow hedge losses, net of tax	2,020	6,856	625
Other comprehensive income (loss)	3,593	15,588	(14,755)
Comprehensive income	\$ 46,968	\$ 95,057	\$ 61,771

The accompanying notes are an integral part of these consolidated financial statements.

HAEMONETICS CORPORATION AND SUBSIDIARIES

CONSOLIDATED BALANCE SHEETS

(In thousands, except share data)

	April 2, 2022	April 3, 2021
ASSETS		
Current assets:		
Cash and cash equivalents	\$ 259,496	\$ 192,305
Accounts receivable, less allowance of \$2,475 at April 2, 2022 and \$2,226 at April 3, 2021	159,376	127,555
Inventories, net	293,027	322,614
Prepaid expenses and other current assets	44,132	51,072
Total current assets	756,031	693,546
Property, plant and equipment, net	258,482	217,559
Intangible assets, less accumulated amortization of \$376,552 at April 2, 2022 and \$320,640 at April 3, 2021	310,261	365,483
Goodwill	467,287	466,444
Deferred tax asset	4,468	6,009
Other long-term assets	63,205	70,882
Total assets	\$ 1,859,734	\$ 1,819,923
LIABILITIES AND STOCKHOLDERS' EQUITY		
Current liabilities:		
Notes payable and current maturities of long-term debt	\$ 214,148	\$ 17,016
Accounts payable	58,371	50,293
Accrued payroll and related costs	48,540	47,600
Other current liabilities	121,207	138,586
Total current liabilities	442,266	253,495
Long-term debt, net of current maturities	559,441	690,592
Deferred tax liability	28,727	43,825
Other long-term liabilities	79,876	100,341
Stockholders' equity:		
Common stock, \$0.01 par value; Authorized — 150,000,000 shares; Issued and outstanding — 51,124,240 shares at April 2, 2022 and 50,868,820 shares at April 3, 2021	511	509
Additional paid-in capital	572,476	602,727
Retained earnings	202,391	157,981
Accumulated other comprehensive loss	(25,954)	(29,547)
Total stockholders' equity	749,424	731,670
Total liabilities and stockholders' equity	\$ 1,859,734	\$ 1,819,923

The accompanying notes are an integral part of these consolidated financial statements.

HAEMONETICS CORPORATION AND SUBSIDIARIES
CONSOLIDATED STATEMENT OF STOCKHOLDERS' EQUITY
(In thousands, except share data)

	Common Stock		Additional Paid-in Capital	Retained Earnings	Accumulated Other Comprehensive Income/(Loss)	Total Stockholders' Equity
	Shares	Par Value				
Balance, March 30, 2019	51,020	\$ 510	\$ 536,320	\$ 161,418	\$ (30,380)	\$ 667,868
Employee stock purchase plan	45	1	3,368	—	—	3,369
Exercise of stock options	232	2	8,645	—	—	8,647
Shares repurchased	(1,483)	(15)	(15,553)	(159,432)	—	(175,000)
Issuance of restricted stock, net of cancellations	509	5	(5)	—	—	—
Share-based compensation expense	—	—	20,454	—	—	20,454
Net income	—	—	—	76,526	—	76,526
Other comprehensive loss	—	—	—	—	(14,755)	(14,755)
Balance, March 28, 2020	50,323	\$ 503	\$ 553,229	\$ 78,512	\$ (45,135)	\$ 587,109
Employee stock purchase plan	44	1	4,012	—	—	4,013
Exercise of stock options	128	1	6,218	—	—	6,219
Issuance of restricted stock, net of cancellations	374	4	(4)	—	—	—
Share-based compensation expense	—	—	25,516	—	—	25,516
Equity component of convertible notes, net of issuance costs	—	—	61,156	—	—	61,156
Purchase of capped call related to convertible notes	—	—	(47,400)	—	—	(47,400)
Net income	—	—	—	79,469	—	79,469
Other comprehensive income	—	—	—	—	15,588	15,588
Balance, April 3, 2021	50,869	\$ 509	\$ 602,727	\$ 157,981	\$ (29,547)	\$ 731,670
Employee stock purchase plan	74	—	4,209	—	—	4,209
Exercise of stock options	66	1	2,337	—	—	2,338
Issuance of restricted stock, net of cancellations	115	1	—	—	—	1
Share-based compensation expense	—	—	24,359	—	—	24,359
Cumulative effect of change in accounting standards	—	—	(61,156)	1,035	—	(60,121)
Net income	—	—	—	43,375	—	43,375
Other comprehensive income	—	—	—	—	3,593	3,593
Balance, April 2, 2022	51,124	\$ 511	\$ 572,476	\$ 202,391	\$ (25,954)	\$ 749,424

The accompanying notes are an integral part of these consolidated financial statements.

HAEMONETICS CORPORATION AND SUBSIDIARIES
CONSOLIDATED STATEMENTS OF CASH FLOWS
(In thousands)

	Year Ended		
	April 2, 2022	April 3, 2021	March 28, 2020
Cash Flows from Operating Activities:			
Net income	\$ 43,375	\$ 79,469	\$ 76,526
Adjustments to reconcile net income to net cash provided by operating activities:			
Non-cash items:			
Depreciation and amortization	97,747	84,287	110,289
Impairment of assets	7,953	21,969	50,599
Share-based compensation expense	24,359	25,516	20,454
Gain on divestiture and sale of assets	(9,603)	(32,812)	(8,083)
Contingent consideration expense	10,461	—	—
Deferred tax benefit	5,013	(19,866)	(6,958)
Amortization of deferred financing costs	3,404	564	596
(Benefit) provision for losses on inventory	(861)	7,860	(2,904)
Other non-cash operating activities	5,592	1,500	2,260
Change in operating assets and liabilities:			
Change in accounts receivable	(34,974)	44,121	18,863
Change in inventories	24,307	(38,909)	(84,721)
Change in prepaid income taxes	2,870	(3,822)	1,480
Change in other assets and other liabilities	(15,022)	(4,650)	(2,876)
Change in accounts payable and accrued expenses	7,642	(56,422)	(17,308)
Net cash provided by operating activities	172,263	108,805	158,217
Cash Flows from Investing Activities:			
Capital expenditures	(96,509)	(37,040)	(48,758)
Proceeds from divestiture	10,642	44,587	9,808
Proceeds from sale of property, plant and equipment	2,022	1,815	16,774
Acquisitions	(2,500)	(434,804)	(35,000)
Net cash used in investing activities	(86,345)	(425,442)	(57,176)
Cash Flows from Financing Activities:			
Repayment of term loan borrowings	(17,500)	(21,875)	(13,125)
Net (decrease) increase in short-term loans	—	(60,000)	45,000
Proceeds from issuance of convertible notes	—	500,000	—
Purchase of capped call related to convertible notes	—	(47,400)	—
Transaction costs paid in connection with convertible notes issuance	—	(13,457)	—
Contingent consideration payments	(4,791)	—	—
Proceeds from employee stock purchase plan	4,209	4,013	3,369
Proceeds from exercise of stock options	2,338	6,217	8,647
Share repurchases	—	—	(175,000)
Other financing activities	(5)	(46)	(99)
Net cash (used) in provided by financing activities	(15,749)	367,452	(131,208)
Effect of exchange rates on cash and cash equivalents	(2,978)	4,179	(1,873)
Net Change in Cash and Cash Equivalents	67,191	54,994	(32,040)
Cash and Cash Equivalents at Beginning of Year	192,305	137,311	169,351
Cash and Cash Equivalents at End of Year	\$ 259,496	\$ 192,305	\$ 137,311
Supplemental Disclosures of Cash Flow Information:			
Interest paid	\$ 6,187	\$ 7,824	\$ 12,545
Income taxes paid	\$ 24,298	\$ 12,487	\$ 11,507
Non-Cash Investing and Financing Activities:			
Transfers from inventory to fixed assets for placement of Haemonetics equipment	\$ 51,800	\$ 9,287	\$ 11,479
Tenant improvement allowances excluded from capital expenditures	\$ —	\$ —	\$ 5,660

The accompanying notes are an integral part of these consolidated financial statements.

HAEMONETICS CORPORATION AND SUBSIDIARIES
NOTES TO CONSOLIDATED FINANCIAL STATEMENTS

1. DESCRIPTION OF THE BUSINESS AND BASIS OF PRESENTATION

Haemonetics is a global healthcare company dedicated to providing a suite of innovative medical products and solutions for customers, to help them improve patient care and reduce the cost of healthcare. Our technology addresses important medical markets: blood and plasma component collection, the surgical suite and hospital transfusion services.

Blood is essential to a modern healthcare system. Blood and its components (plasma, red cells and platelets) have many vital and frequently life-saving clinical applications. Plasma is used for patients with major blood loss and is manufactured into biopharmaceuticals to treat a variety of illnesses, including immune diseases and coagulation disorders. Red cells treat trauma patients or patients undergoing surgery with high blood loss, such as open heart surgery or organ transplant. Platelets have many uses in patient care, including supporting cancer patients undergoing chemotherapy.

Haemonetics manages its business in three principal reporting segments: Plasma, Blood Center and Hospital. For that purpose, "Plasma" includes plasma collection devices and disposables, plasma donor management software, and anticoagulant and saline sold to plasma customers. "Blood Center" includes blood collection and processing devices and disposables for red cells, platelets and whole blood. "Hospital", which is comprised of Hemostasis Management, Vascular Closure, Transfusion Management and Cell Salvage products, includes devices and methodologies for measuring coagulation characteristics of blood, surgical blood salvage systems, specialized blood cell processing systems and disposables, blood transfusion management software and vascular closure devices.

The accompanying consolidated financial statements present separately the Company's consolidated financial position, results of operations, cash flows and changes in shareholders' equity. The consolidated financial statements have been prepared in accordance with U.S. generally accepted accounting principles ("U.S. GAAP"). All amounts presented, except per share amounts, are stated in thousands of U.S. dollars, unless otherwise indicated.

The Company considers events or transactions that occur after the balance sheet date but prior to the issuance of the financial statements to provide additional evidence relative to certain estimates or to identify matters that require additional disclosure. Subsequent events have been evaluated as required. There were no material recognized or unrecognized subsequent events.

2. SUMMARY OF SIGNIFICANT ACCOUNTING POLICIES

Fiscal Year

Haemonetics' fiscal year ends on the Saturday closest to the last day of March. Fiscal 2021 included 53 weeks with each of the first three quarters having 13 weeks and the fourth quarter having 14 weeks. Fiscal 2022 and 2020 included 52 weeks with each quarter having 13 weeks.

Principles of Consolidation

The accompanying consolidated financial statements include all accounts including those of its subsidiaries. All significant intercompany accounts and transactions have been eliminated in consolidation.

Use of Estimates

The preparation of financial statements in conformity with U.S. GAAP requires the Company to make estimates and assumptions that affect the reported amounts of assets and liabilities and disclosure of contingent assets and liabilities at the date of the financial statements and the reported amounts of revenues and expenses during the reporting period. Actual results could vary from the amounts derived from its estimates and assumptions. The Company considers estimates to be critical if they are required to make assumptions about material matters that are uncertain at the time of estimation or if materially different estimates could have been made or it is reasonably likely that the accounting estimate will change from period to period. The following are areas considered to be critical and require management's judgment: revenue recognition, inventory provisions, intangible asset and goodwill valuation, legal and other judgmental accruals and income taxes.

HAEMONETICS CORPORATION AND SUBSIDIARIES
NOTES TO CONSOLIDATED FINANCIAL STATEMENTS — (Continued)

Contingencies

The Company may become involved in various legal proceedings that arise in the ordinary course of business, including, without limitation, patent infringement, product liability and environmental matters. Accruals recorded for various contingencies including legal proceedings, employee related litigation, self-insurance and other claims are based on judgment, the probability of losses and, where applicable, the consideration of opinions of internal and/or external legal counsel and actuarially determined estimates. When a loss is probable and a range of loss is established but a best estimate cannot be made, the Company records the minimum loss contingency amount, which could be zero. These estimates are often initially developed substantially earlier than the ultimate loss is known and the estimates are reevaluated each accounting period, as additional information is available. As information becomes known, an additional loss provision is recorded when either a best estimate can be made or the minimum loss amount is increased. When events result in an expectation of a more favorable outcome than previously expected, the best estimate is changed to a lower amount.

Revenue Recognition

The Company's revenue recognition policy is to recognize revenues from product sales, software and services in accordance with the Financial Accounting Standards Board ("FASB") issued Accounting Standards Codification ("ASC") Update No. 2014-19, *Revenue from Contracts with Customers (Topic 606)*. Revenue is recognized when obligations under the terms of a contract with a customer are satisfied; this occurs with the transfer of control of the Company's goods or services. The Company considers revenue to be earned when all of the following criteria are met: it has a contract with a customer that creates enforceable rights and obligations; promised products or services are identified; the transaction price, or the consideration the Company expects to receive for transferring goods or providing services, is determinable and it has transferred control of the promised items to the customer. A promise in a contract to transfer a distinct good or service to the customer is identified as a performance obligation. A contract's transaction price is allocated to each performance obligation and recognized as revenue when, or as, the performance obligation is satisfied. Some of the Company's contracts have multiple performance obligations. For contracts with multiple performance obligations, the Company allocates the contract's transaction price to each performance obligation based on the estimated standalone selling prices of the good or service in the contract. For goods or services for which observable standalone selling prices are not available, the Company uses an expected cost plus a margin approach to estimate the standalone selling price of each performance obligation.

Product Revenues

The majority of the Company's performance obligations related to product sales are satisfied at a point in time. Product revenue consists of the sale of its disposable blood component collection and processing sets and the related equipment. The Company's performance obligation related to product sales is satisfied upon shipment or delivery to the customer based on the specified terms set forth in the customer contract. Shipping and handling activities performed after a customer obtains control of the good are treated as fulfillment activities and are not considered to be a separate performance obligation. Revenue is recognized over time for maintenance plans provided to customers that provide services beyond the Company's standard warranty period. Payment terms between customers related to product sales vary by the type of customer, country of sale, and the products or services offered and could result in an unbilled receivable or deferred revenue balance depending on whether the performance obligation has been satisfied (or partially satisfied).

For product sales to distributors, the Company recognizes revenue for both equipment and disposables upon shipment to distributors, which is when its performance obligations are complete. The Company's standard contracts with its distributors state that title to the equipment passes to the distributors at point of shipment to a distributor's location. The distributors are responsible for shipment to the end customer along with any installation, training and acceptance of the equipment by the end customer. Payments from distributors are not contingent upon resale of the product.

The Company also places equipment at customer sites. While the Company retains ownership of this equipment, the customer has the right to use it for a period of time provided they meet certain agreed to conditions. The Company recovers the cost of providing the equipment from the sale of its disposables.

Software and Other Revenues

To a lesser extent, the Company enters into other types of contracts including certain software licensing arrangements to provide software solutions to support its plasma, blood collection and hospital customers. A portion of its software sales are perpetual licenses typically accompanied by significant implementation services related to software customization as well as

HAEMONETICS CORPORATION AND SUBSIDIARIES
NOTES TO CONSOLIDATED FINANCIAL STATEMENTS — (Continued)

other professional and technical services. The Company generally recognizes revenue from the sale of perpetual licenses and related customization services over time (the Company is creating or enhancing an asset that the customer controls) using an input method which requires it to make estimates of the extent of progress toward completion of the contract. When the Company provides other services, including in some instances hosting, technical support and maintenance, it recognizes these fees and charges over time (the customer simultaneously receives and consumes benefits), as performance obligations for these services are satisfied during the contract period. Certain of the Company's software licensing arrangements are term-based licenses that include a per-collection or a usage-based fee related to the use of the license and the related technical support and hosting services. For these usage-based arrangements, the Company applies the revenue recognition exception resulting in revenue recognition occurring upon the later of actual usage or satisfaction of the related performance obligations. The payment terms for software licensing arrangements vary by customer pursuant to the terms set forth in the customer contract and result in an unbilled receivable or deferred revenue balance depending on whether the performance obligation has been satisfied (or partially satisfied).

Significant Judgments

Revenues from product sales are recorded at the net sales price, which includes estimates of variable consideration related to rebates, product returns and volume discounts. These reserves, which are based on estimates of the amounts earned or to be claimed on the related sales, are recorded as a reduction of revenue and a current liability. The Company's estimates take into consideration historical experience, current contractual and statutory requirements, specific known market events and trends, industry data, and forecasted customer buying and payment patterns. Overall, these reserves reflect the Company's best estimates of the amount of consideration to which it is entitled based on the terms of the contract. The amount of variable consideration included in the net sales price is limited to the amount that is probable not to result in a significant reversal in the amount of the cumulative revenue recognized in a future period. Revenue recognized in the current period related to performance obligations satisfied in prior periods was not material. If the Company is unable to estimate the expected rebates reasonably, it records a liability for the maximum potential rebate or discount that could be earned. In circumstances where the Company provides upfront rebate payments to customers, it capitalizes the rebate payments and amortizes the resulting asset as a reduction of revenue using a systematic method over the life of the contract.

Contract Balances

The timing of revenue recognition, billings and cash collections results in billed accounts receivable, unbilled receivables (contract assets), and customer advances and deposits (contract liabilities) on the consolidated balance sheets. The difference in timing between billing and revenue recognition primarily occurs in software licensing arrangements, resulting in contract assets and contract liabilities.

Practical Expedients

The Company elected not to disclose the value of transaction price allocated to unsatisfied performance obligations for contracts with an original expected length of one year or less. When applicable, the Company has also elected to use the practical expedient to not adjust the promised amount of consideration for the effects of a significant financing component if it is expected, at contract inception, that the period between when the Company transfers a promised good or service to a customer and when the customer pays for that good or service, will be one year or less.

Translation of Foreign Currencies

All assets and liabilities of foreign subsidiaries are translated at the rate of exchange at year-end while sales and expenses are translated at an average rate in effect during the year. The net effect of these translation adjustments is shown in the accompanying financial statements as a component of stockholders' equity. Foreign currency transaction gains and losses, including those resulting from intercompany transactions, are charged directly to earnings and included in other expense, net on the consolidated statements of income. The impact of foreign exchange on long-term intercompany loans, for which repayment has not been scheduled or planned, are recorded in accumulated other comprehensive loss on the consolidated balance sheet.

Cash and Cash Equivalents

Cash equivalents include various instruments such as money market funds, U.S. government obligations and commercial paper with maturities of three months or less at date of acquisition. Cash and cash equivalents are recorded at cost, which

HAEMONETICS CORPORATION AND SUBSIDIARIES
NOTES TO CONSOLIDATED FINANCIAL STATEMENTS — (Continued)

approximates fair market value. As of April 2, 2022, cash and cash equivalents consisted primarily of investments in United States Government Agency and institutional money market funds.

Allowance for Doubtful Accounts

The Company establishes a specific allowance for customers when it is probable that they will not be able to meet their financial obligations. Customer accounts are reviewed individually on a regular basis and reserves are established as deemed appropriate. The Company also maintains a general reserve using a percentage that is established based upon the age of its receivables and its collection history. The Company establishes allowances for balances not yet due and past due accounts based on past experience.

Inventories

Inventories are stated at the lower of cost or market and include the cost of material, labor and manufacturing overhead. Cost is determined with the first-in, first-out method. The Company has based its provisions for excess, expired and obsolete inventory primarily on its estimates of forecasted net sales. Significant changes in the timing or level of demand for the Company's products result in recording additional provisions for excess, expired and obsolete inventory. Additionally, uncertain timing of next-generation product approvals, variability in product launch strategies, non-cancelable purchase commitments, product recalls and variation in product utilization all affect the Company's estimates related to excess, expired and obsolete inventory.

Property, Plant and Equipment

Property, plant and equipment is recorded at historical cost. The Company provides for depreciation and amortization by charges to operations using the straight-line method in amounts estimated to recover the cost of the building and improvements, equipment and furniture and fixtures over their estimated useful lives as follows:

Asset Classification	Estimated Useful Lives
Building	30-40 Years
Building improvements	5-20 Years
Plant equipment and machinery	3-15 Years
Office equipment and information technology	3-10 Years
Haemonetics equipment	3-7 Years

The Company evaluates the depreciation periods of property, plant and equipment to determine whether events or circumstances warrant revised estimates of useful lives. All property, plant and equipment are also tested for impairment whenever events or changes in circumstances indicate that their carrying amount may not be recoverable.

The Company's installed base of devices includes devices owned by the Company and devices sold to the customer. The asset on its balance sheet classified as Haemonetics equipment consists of medical devices installed at customer sites but owned by Haemonetics. Generally, the customer has the right to use it for a period of time as long as they meet the conditions the Company has established, which among other things, generally include one or more of the following:

- Purchase and consumption of a certain level of disposable products
- Payment of monthly rental fees
- An asset utilization performance metric, such as performing a minimum level of procedures per month per device

Consistent with the impairment tests noted below for other intangible assets subject to amortization, the Company reviews Haemonetics equipment and the related useful lives of such equipment at least once a year, or more frequently if certain conditions arise, to determine if any adverse conditions exist that would indicate the carrying value of these assets may not be recoverable. To conduct these reviews, the Company estimates the future amount and timing of demand for disposables used with these devices, from which it generates revenues. The Company also considers product life cycle in its evaluation of useful life and recoverability. Changes in expected demand can result in additional depreciation expense, which is classified as cost of goods sold. Any significant unanticipated changes in demand could impact the value of the Company's devices and its reported operating results.

HAEMONETICS CORPORATION AND SUBSIDIARIES
NOTES TO CONSOLIDATED FINANCIAL STATEMENTS — (Continued)

Leasehold improvements are depreciated over the lesser of their useful lives or the term of the lease. Maintenance and repairs are generally expensed to operations as incurred. When the repair or maintenance costs significantly extend the life of the asset, these costs may be capitalized. When equipment and improvements are sold or otherwise disposed of, the asset cost and accumulated depreciation are removed from the accounts and the resulting gain or loss, if any, is included in the consolidated statements of income.

Goodwill and Intangible Assets

Goodwill represents the excess purchase price over the fair value of the net tangible and other identifiable intangible assets acquired. Goodwill is not amortized. Instead goodwill is reviewed for impairment at least annually, or on an interim basis between annual tests when events or circumstances indicate that it is more likely than not that the fair value of a reporting unit is less than its carrying value. The Company performs its annual impairment test on the first day of the fiscal fourth quarter for each of its reporting units.

Under ASC Update No. 2017-04, *Intangibles - Goodwill and Other (Topic 350): Simplifying the Test for Goodwill Impairment* entities perform their goodwill impairment test by comparing the fair value of a reporting unit with its carrying amount. An impairment charge is recognized for the amount by which the carrying value exceeds the reporting unit's fair value. A reporting unit is defined as an operating segment or one level below an operating segment, referred to as a component. The Company determines its reporting units by first identifying its operating segments and then by assessing whether any components of these segments constitute a business for which discrete financial information is available and where segment management regularly reviews the operating results of that component. The Company aggregates components within an operating segment that have similar economic characteristics. The Company's reportable and operating segments are as follows: Plasma, Blood Center, and Hospital.

When allocating goodwill from business combinations to its reporting units, the Company assigns goodwill to the reporting units that it expects to benefit from the respective business combination at the time of acquisition. In addition, for purposes of performing its goodwill impairment tests, assets and liabilities, including corporate assets, which relate to a reporting unit's operations and would be considered in determining its fair value, are allocated to the individual reporting units. The Company allocates assets and liabilities not directly related to a specific reporting unit, but from which the reporting unit benefits, based primarily on the respective revenue contribution of each reporting unit.

The Company uses the income approach, specifically the discounted cash flow method, to derive the fair value of each of its reporting units in preparing its goodwill impairment assessments. This approach calculates fair value by estimating the after-tax cash flows attributable to a reporting unit and then discounting these after-tax cash flows to a present value using a risk-adjusted discount rate. The Company selected this method as being the most meaningful in preparing its goodwill assessments because the use of the income approach typically generates a more precise measurement of fair value than the market approach. In applying the income approach to its accounting for goodwill, the Company makes assumptions about the amount and timing of future expected cash flows, terminal value growth rates and appropriate discount rates. The amount and timing of future cash flows within the Company's discounted cash flow analysis is based on its most recent operational budgets, long range strategic plans and other estimates. The terminal value growth rate is used to calculate the value of cash flows beyond the last projected period in the Company's discounted cash flow analysis and reflects the Company's best estimates for stable, perpetual growth of its reporting units. The Company uses estimates of market-participant risk adjusted weighted average cost of capital as a basis for determining the discount rates to apply to its reporting units' future expected cash flows. The Company corroborated the valuations that arose from the discounted cash flow approach by performing both a market multiple valuation and by reconciling the aggregate fair value of its reporting units to its market capitalization at the time of the test.

During the fourth quarter of fiscal 2022, 2021 and 2020, the Company performed its annual goodwill impairment test. The results of the goodwill impairment test performed indicated that the estimated fair value of all of its reporting units exceeded their respective carrying values. There were no reporting units at risk of impairment as of the fiscal 2022, 2021 and 2020 annual test date.

The Company reviews intangible assets subject to amortization for impairment at least annually or more frequently if certain conditions arise to determine if any adverse conditions exist that would indicate that the carrying value of an asset or asset group may not be recoverable, or that a change in the remaining useful life is required. Conditions indicating that an impairment exists include, but are not limited to, a change in the competitive landscape, internal decisions to pursue new or different technology strategies, a loss of a significant customer or a significant change in the marketplace including prices paid for its products or the size of the market for its products.

HAEMONETICS CORPORATION AND SUBSIDIARIES
NOTES TO CONSOLIDATED FINANCIAL STATEMENTS — (Continued)

When an impairment indicator exists, the Company tests the intangible asset for recoverability. For purposes of the recoverability test, the Company groups its amortizable intangible assets with other assets and liabilities at the lowest level of identifiable cash flows if the intangible asset does not generate cash flows independent of other assets and liabilities. If the carrying value of the intangible asset (asset group) exceeds the undiscounted cash flows expected to result from the use and eventual disposition of the intangible asset (asset group), the Company will write the carrying value down to the fair value in the period identified.

The Company generally calculates the fair value of its intangible assets as the present value of estimated future cash flows it expects to generate from the asset using a risk-adjusted discount rate. In determining its estimated future cash flows associated with its intangible assets, the Company uses estimates and assumptions about future revenue contributions, cost structures and remaining useful lives of the asset (asset group).

If the Company determines the estimate of an intangible asset's remaining useful life should be reduced based on its expected use of the asset, the remaining carrying amount of the asset is amortized prospectively over the revised estimated useful life. During fiscal 2022 the Company recognized impairment charges of intangible assets of \$0.6 million. In 2021 and 2020 the Company did not incur any intangible asset impairments.

The Company has in-process research and development ("IPR&D") intangible assets with indefinite lives. IPR&D assets are not amortized. The Company reviews these assets for impairment at least annually, or on an interim basis between annual tests when events or circumstances indicate that it is more likely than not that the fair value of the asset is less than its carrying value. The Company performs its annual impairment test on the first day of the fiscal fourth quarter for its IPR&D assets. The Company makes assumptions about future cash flows, terminal value growth, costs for completion and appropriate discount rates. The Company elected a qualitative assessment in fiscal year 2022.

Accounting for the Costs of Computer Software to be Sold, Leased, or Otherwise Marketed

ASC Topic 985-20, *Software - Costs of Software to be Sold, Leased or Marketed*, specifies that costs incurred internally in researching and developing a computer software product should be charged to expense until technological feasibility has been established for the product. Once technological feasibility is established, all software costs should be capitalized until the product is available for general release to customers, at which point capitalized costs are amortized over their estimated useful life of 5 to 10 years. Technological feasibility is established when it has a detailed design of the software and when research and development activities on the underlying device, if applicable, are completed. The Company capitalizes costs associated with both software that it sells as a separate product and software that is embedded in a device.

The Company reviews the net realizable value of capitalized assets periodically to assess the recoverability of amounts capitalized. There were no impairment charges recorded during fiscal 2022, 2021 and 2020. In the future, the net realizable value may be adversely affected by the loss of a significant customer or a significant change in the market place, which could result in an impairment being recorded.

HAEMONETICS CORPORATION AND SUBSIDIARIES
NOTES TO CONSOLIDATED FINANCIAL STATEMENTS — (Continued)

Other Current Liabilities

Other current liabilities represent items payable or expected to settle within the next twelve months. The items included in the fiscal year end balances were:

<i>(In thousands)</i>	April 2, 2022	April 3, 2021
VAT liabilities	\$ 3,681	\$ 4,431
Forward contracts and interest rate swaps	1,894	6,353
Deferred revenue	31,826	26,272
Accrued taxes	10,227	19,226
Lease liability	7,196	7,708
Acquisition related liability ⁽¹⁾	1,435	14,419
Contingent consideration	31,184	20,942
All other	33,764	39,235
Total	\$ 121,207	\$ 138,586

⁽¹⁾Related to equity and employee compensation payments associated with the acquisition of Cardiva Medical Inc. that were funded to a third party agent at the transaction closing date but were not yet paid to certain selling shareholders and/or employees as of April 2, 2022 and April 3, 2021.

Other Long-Term Liabilities

Other long-term liabilities represent items that are not payable or expected to settle within the next twelve months.

Research and Development Expenses

All research and development costs are expensed as incurred.

Advertising Costs

All advertising costs are expensed as incurred and are included in selling, general and administrative expenses in the consolidated statements of income. Advertising expenses were \$4.4 million, \$2.7 million and \$4.3 million in fiscal 2022, 2021 and 2020, respectively.

Shipping and Handling Costs

Shipping and handling costs are included in selling, general and administrative expenses.

Income Taxes

The income tax provision is calculated for all jurisdictions in which the Company operates. The income tax provision process involves calculating current taxes due and assessing temporary differences arising from items that are taxable or deductible in different periods for tax and accounting purposes and are recorded as deferred tax assets and liabilities. Deferred tax assets are evaluated for realizability and a valuation allowance is maintained for the portion of the Company's deferred tax assets that are not more-likely-than-not realizable. All available evidence, both positive and negative, has been considered to determine whether, based on the weight of that evidence, a valuation allowance is needed against the deferred tax assets. Refer to Note 6, *Income Taxes*, for further information and discussion of the Company's income tax provision and balances.

The Company files income tax returns in all jurisdictions in which it operates. The Company records a liability for uncertain tax positions taken or expected to be taken in income tax returns. The Company's financial statements reflect expected future tax consequences of such positions presuming the taxing authorities' full knowledge of the position and all relevant facts. The Company records a liability for the portion of unrecognized tax benefits claimed that it has determined are not more-likely-than-not realizable. These tax reserves have been established based on management's assessment as to the potential exposure attributable to the Company's uncertain tax positions as well as interest and penalties attributable to these uncertain tax positions. All tax reserves are analyzed quarterly and adjustments are made as events occur that result in changes in judgment.

HAEMONETICS CORPORATION AND SUBSIDIARIES
NOTES TO CONSOLIDATED FINANCIAL STATEMENTS — (Continued)

The Company evaluates at the end of each reporting period whether some or all of the undistributed earnings of its foreign subsidiaries are permanently reinvested. The Company recognizes deferred income tax liabilities to the extent that management asserts that undistributed earnings of its foreign subsidiaries are not permanently reinvested or will not be permanently reinvested in the future. The Company's position is based upon several factors including management's evaluation of the Haemonetics and its subsidiaries' financial requirements, the short-term and long-term operational and fiscal objectives of the Company and the tax consequences associated with the repatriation of earnings.

Convertible Senior Notes

Prior to April 4, 2021, the Company accounted for convertible senior notes as separate liability and equity components, determining the fair value of the respective liability components based on an estimate of the fair value of a similar liability without a conversion option and assigning the residual value to the equity component.

Effective April 4, 2021, the Company accounted for convertible senior notes as a single liability measured at its amortized cost. See *Recent Accounting Pronouncements* below. At issuance, the carrying amount is calculated as the proceeds, net of initial debt issuance costs. The difference between the principal amount and carrying value is amortized to interest expense over the term of the convertible senior notes using the effective interest rate method.

A detailed analysis of the terms of the convertible senior notes transactions is required to determine existence of any derivatives that may require separate mark-to-market accounting under applicable accounting guidance.

Derivative Instruments

The Company accounts for its derivative financial instruments in accordance with ASC Topic 815, *Derivatives and Hedging* ("ASC 815") and ASC Topic 820, *Fair Value Measurements and Disclosures* ("ASC 820"). In accordance with ASC 815, the Company records all derivatives on the balance sheet at fair value. The accounting for the change in the fair value of derivatives depends on the intended use of the derivative, whether the Company has elected to designate a derivative as a hedging instrument for accounting purposes and whether the hedging relationship has satisfied the criteria necessary to apply hedge accounting. In addition, ASC 815 provides that, for derivative instruments that qualify for hedge accounting, changes in the fair value are either (a) offset against the change in fair value of the hedged assets, liabilities, or firm commitments through earnings or (b) recognized in equity until the hedged item is recognized in earnings, depending on whether the derivative is being used to hedge changes in fair value or cash flows. The ineffective portion of a derivative's change in fair value is immediately recognized in earnings. The Company does not use derivative financial instruments for trading or speculation purposes.

When the underlying hedged transaction affects earnings, the gains or losses on the forward foreign exchange rate contracts designated as hedges are recorded in net revenues, cost of goods sold, operating expenses and other expense, net in the Company's consolidated statements of income, depending on the nature of the underlying hedged transactions. The cash flows related to the gains and losses are classified in the consolidated statements of cash flows as part of cash flows from operating activities. For those derivative instruments that are not designated as part of a hedging relationship the Company records the gains or losses in earnings currently. These gains and losses are intended to offset the gains and losses recorded on net monetary assets or liabilities that are denominated in foreign currencies. The Company recorded foreign currency losses of \$1.5 million, \$0.7 million and \$2.9 million in fiscal 2022, 2021 and 2020, respectively.

On a quarterly basis, the Company assesses whether the cash flow hedges are highly effective in offsetting changes in the cash flow of the hedged item. The Company manages the credit risk of its counterparties by dealing only with institutions that it considers financially sound and considers the risk of non-performance to be remote. Additionally, the Company's interest rate risk management strategy includes the use of interest rate swaps to mitigate its exposure to changes in variable interest rates. The Company's objective in using interest rate swaps is to add stability to interest expense and to manage and reduce the risk inherent in interest rate fluctuations.

The Company's derivative instruments do not subject its earnings or cash flows to material risk, as gains and losses on these derivatives are intended to offset losses and gains on the item being hedged. The Company does not enter into derivative transactions for speculative purposes and it does not have any non-derivative instruments that are designated as hedging instruments pursuant to ASC 815.

HAEMONETICS CORPORATION AND SUBSIDIARIES
NOTES TO CONSOLIDATED FINANCIAL STATEMENTS — (Continued)

Share-Based Compensation

The Company expenses the fair value of share-based awards granted to employees, board members and others, net of estimated forfeitures. To calculate the grant-date fair value of its stock options the Company uses the Black-Scholes option pricing model and for performance share units it uses Monte Carlo simulation models.

Costs Associated with Exit Activities

The Company records employee termination costs in accordance with ASC Topic 712, *Compensation - Nonretirement and Postemployment Benefits*, if it pays the benefits as part of an on-going benefit arrangement, which includes benefits provided as part of its established severance policies or that it provides in accordance with international statutory requirements. The Company accrues employee termination costs associated with an on-going benefit arrangement if the obligation is attributable to prior services rendered, the rights to the benefits have vested, the payment is probable and the liability can be reasonably estimated. The Company accounts for employee termination benefits that represent a one-time benefit in accordance with ASC Topic 420, *Exit or Disposal Cost Obligations*. It records such costs into expense over the employee's future service period, if any.

Other costs associated with exit activities may include contract termination costs, including costs related to leased facilities to be abandoned or subleased, consultant fees and impairments of long-lived assets. The costs are expensed in accordance with ASC Topic 420 and ASC Topic 360, *Property, Plant and Equipment* and are included primarily in selling, general and administrative costs in its consolidated statement of income. Additionally, costs directly related to the Company's active restructuring initiatives, including program management costs, accelerated depreciation and costs to transfer product lines among facilities are included within costs of goods sold and selling, general and administrative costs in its consolidated statement of income. Refer to Note 3, *Restructuring*, for further information and discussion of its restructuring plans.

Valuation of Acquisitions

The Company allocates the amounts it pays for each acquisition to the assets acquired and liabilities assumed based on their estimated fair values at the dates of acquisition, including acquired identifiable intangible assets. The Company bases the estimated fair value of identifiable intangible assets on detailed valuations that use significant assumptions including forecasted cash flows, revenues attributable to existing technology and existing customer attrition. When estimating the significant assumptions to be used in the valuation, the Company includes a consideration of current industry information, market and economic trends, historical results of the acquired business, and other relevant factors. These significant assumptions are forward-looking and could be affected by future economic and market conditions. The Company allocates any excess purchase price over the fair value of the net tangible and intangible assets acquired to goodwill.

Concentration of Credit Risk and Significant Customers

Financial instruments that potentially subject the Company to concentrations of credit risk consist primarily of cash equivalents and accounts receivable. In fiscal 2022, 2021 and 2020, the Company's ten largest customers accounted for approximately 45%, 49% and 54% of net revenues, respectively. In fiscal 2022, one Plasma customer, CSL Limited (together with its affiliates, "CSL") was greater than 10% of both total net revenue and accounts receivable and in total accounted for approximately 12% of net revenues and 14% of accounts receivable. In addition to CSL, two customers also accounted for greater than 10% of the Plasma segment's net revenues and one customer also accounted for greater than 10% of the Blood Center segment's net revenues, but did not exceed 10% of total net revenues, in fiscal 2022.

Certain other markets and industries can expose the Company to concentrations of credit risk. For example, in the Plasma business unit, sales are concentrated with several large customers. As a result, accounts receivable extended to any one of these biopharmaceutical customers can be significant at any point in time. Also, a portion of the Company's trade accounts receivable outside the U.S. include sales to government-owned or supported healthcare systems in several countries, which are subject to payment delays. Payment is dependent upon the financial stability and creditworthiness of those countries' national economies. The Company has not incurred significant losses on government receivables. The Company continually evaluates all government receivables for potential collection risks associated with the availability of government funding and reimbursement practices. If the financial condition of customers or the countries' healthcare systems deteriorate such that their ability to make payments is uncertain, allowances may be required in future periods.

HAEMONETICS CORPORATION AND SUBSIDIARIES
NOTES TO CONSOLIDATED FINANCIAL STATEMENTS — (Continued)

Recent Accounting Pronouncements**Standards Implemented**

In June 2016, the Financial Accounting Standards Board (“FASB”) issued Accounting Standards Codification (“ASC”) Update No. 2016-13, Financial Instruments - Credit Losses (Topic 326). ASC Update No. 2016-13 is intended to replace the current incurred loss impairment methodology for financial assets measured at amortized cost with a methodology that reflects expected credit losses and requires consideration of a broader range of reasonable and supportable information, including forecasted information, to develop credit loss estimates. The Company adopted ASC Update No. 2016-13 during the first quarter of fiscal 2021. The adoption did not have a material impact on the Company's consolidated financial statements.

In August 2018, the FASB issued ASC Update No. 2018-15, Intangibles, Goodwill and Other - Internal-Use Software (Subtopic 350-40). The new guidance aligns the accounting implementation costs incurred in a cloud computing arrangement that is a service contract with the accounting for internal-use software licenses. The Company adopted ASC Update No. 2018-15 during the first quarter of fiscal 2021. The adoption did not have a material impact on the Company's consolidated financial statements.

In May 2020, the Securities and Exchange Commission (“SEC”) issued a final rule that amends the financial statement requirements for acquisitions and dispositions of businesses. The amendments primarily relate to disclosures required by Rule 3-05 and Article 11 of Regulation S-X and modifies the tests provided in Rule 1-02(w) of Regulation S-X used to determine whether a subsidiary or an acquired or disposed business is significant and modifies the number of years of audited financial statements required for acquisitions with significance levels greater than specified percentages. The Company early adopted these amendments during the fourth quarter of fiscal 2021.

In December 2019, the Financial Accounting Standards Board (“FASB”) issued Accounting Standards Codification (“ASC”) Update No. 2019-12 — Income Taxes (Topic 740). The new guidance improves consistent application of and simplifies the accounting for income taxes by removing certain exceptions to the general principals in Topic 740. The Company adopted ASC Update No. 2019-12 effective April 4, 2021. The adoption did not have a material impact on the Company's financial position or results of operations.

In August 2020, the FASB issued ASC ASU Update No. 2020-06 Debt - Debt with Conversion and Other Options (Subtopic 470-20) and Derivatives and Hedging - Contracts in Entity's Own Equity (Subtopic 815-40). The amendments simplify the complexity associated with applying U.S. GAAP for certain financial instruments with characteristics of liabilities and equity. Update No. 2020-06 is effective for fiscal years beginning after December 15, 2021, including interim periods within those fiscal years. The Company early adopted ASC Update No. 2020-06 effective April 4, 2021 using the modified retrospective method, which resulted in a decrease of \$61.2 million to additional paid-in capital, a decrease to non-current deferred tax liabilities of \$20.0 million, and an increase of \$80.3 million to non-current convertible notes, net, on the consolidated balance sheets. Additionally, retained earnings was adjusted to remove amortization expense recognized in prior periods related to the debt discount and the convertible notes no longer have a debt discount that will be amortized, net of taxes. The impact to retained earnings on the consolidated balance sheets as of April 4, 2021 is an increase of \$1.0 million.

In July 2021, the FASB issued ASC Update No. 2021-05 — Leases (Topic 842). The new guidance requires a lessor to classify a lease with variable lease payments that do not depend on an index or rate as an operating lease at lease commencement if the lease would have been classified as a sales-type lease or a direct financing lease in accordance with the classification criteria of ASC 842 and the lessor would have otherwise recognized a day-one loss. The Company prospectively adopted ASC Update No. 2021-05 effective in the second quarter of fiscal year 2022. The adoption did not have a material impact on the Company's financial position or results of operations.

3. RESTRUCTURING

On an ongoing basis, the Company reviews the global economy, the healthcare industry, and the markets in which it competes to identify opportunities for efficiencies, enhance commercial capabilities, align its resources and offer its customers better solutions. In order to realize these opportunities, the Company undertakes restructuring-type activities to transform its business.

HAEMONETICS CORPORATION AND SUBSIDIARIES

NOTES TO CONSOLIDATED FINANCIAL STATEMENTS — (Continued)

In July 2019, the Board of Directors of the Company approved the Operational Excellence Program (the “2020 Program”) and delegated authority to the Company’s management to determine the detail of the initiatives that will comprise the program. During the first quarter of fiscal 2022, the Company revised the program to improve product and service quality, reduce cost principally in its manufacturing and supply chain operations and ensure sustainability while helping to offset impacts from a previously announced customer loss, rising inflationary pressures and effects of the COVID-19 pandemic. The Company now expects to incur aggregate charges between \$95 million and \$105 million by the end of fiscal 2025. The majority of charges will result in cash outlays, including severance and other employee costs, and will be incurred as the specific actions required to execute these initiatives are identified and approved. During fiscal 2022, 2021 and 2020 the Company incurred \$28.7 million, \$15.1 million and \$11.9 million of restructuring and restructuring related costs under this program, respectively. Total cumulative charges under this program are \$55.7 million as of April 2, 2022.

The following table summarizes the activity for restructuring reserves related to the 2020 Program and prior programs for the fiscal years ended April 2, 2022, April 3, 2021 and March 28, 2020, substantially all of which relates to employee severance and other employee costs:

(In thousands)	2020 Program	Prior Programs	Total
Balance at March 31, 2019	\$ —	\$ 7,479	\$ 7,479
Costs incurred, net of reversals	2,234	1,357	3,591
Payments	(1,098)	(7,177)	(8,275)
Non-cash adjustments	—	(147)	(147)
Balance at March 28, 2020	\$ 1,136	\$ 1,512	\$ 2,648
Costs incurred, net of reversals	1,501	(57)	1,444
Payments	(2,062)	(1,018)	(3,080)
Balance at April 3, 2021	\$ 575	\$ 437	\$ 1,012
Costs incurred, net of reversals	4,202	28	4,230
Payments	(2,317)	(120)	(2,437)
Balance at April 2, 2022	\$ 2,460	\$ 345	\$ 2,805

The following presents the restructuring costs by line item during fiscal 2022, 2021 and 2020 within our accompanying consolidated statements of income and comprehensive income:

(In thousands)	2022	2021	2020
Cost of goods sold	\$ 2,236	\$ 390	\$ 1,082
Research and development	105	142	532
Selling, general and administrative expenses	1,889	912	1,977
Total	\$ 4,230	\$ 1,444	\$ 3,591

As of April 2, 2022, the Company had a restructuring liability of \$2.8 million, of which approximately \$2.5 million is payable within the next twelve months.

In addition to the restructuring expenses included in the table above, the Company also incurred costs of \$24.6 million, \$14.2 million and \$16.3 million in fiscal 2022, 2021 and 2020, respectively, that do not constitute restructuring costs under ASC 420, *Exit and Disposal Cost Obligations*, and which the Company instead refers to as restructuring related costs. These costs consist primarily of expenditures directly related to the restructuring actions and include program management costs associated with the implementation of outsourcing initiatives and recent accounting standards.

HAEMONETICS CORPORATION AND SUBSIDIARIES
NOTES TO CONSOLIDATED FINANCIAL STATEMENTS — (Continued)

The following presents the restructuring related costs by line item during fiscal 2022, 2021 and 2020 within our accompanying consolidated statements of income and comprehensive income:

<i>(In thousands)</i>	2022	2021	2020
Cost of goods sold	\$ 17,832	\$ 9,318	\$ 2,227
Research and development	714	1,026	354
Selling, general and administrative expenses	6,048	3,873	13,706
Total	\$ 24,594	\$ 14,217	\$ 16,287

The tables below present restructuring and restructuring related costs by reportable segment:

Restructuring costs

<i>(In thousands)</i>	2022	2021	2020
Plasma	\$ 2,492	\$ 454	\$ 544
Blood Center	(18)	201	(5)
Hospital	(93)	322	845
Corporate	1,849	467	2,207
Total	\$ 4,230	\$ 1,444	\$ 3,591

Restructuring related costs

<i>(In thousands)</i>	2022	2021	2020
Plasma	\$ 7,906	\$ 1,870	\$ 820
Blood Center	556	1,599	320
Hospital	379	14	—
Corporate	15,753	10,734	15,147
Total	\$ 24,594	\$ 14,217	\$ 16,287

Total restructuring and restructuring related costs	\$ 28,824	\$ 15,661	\$ 19,878
--	------------------	------------------	------------------

4. ACQUISITIONS

Cardiva Medical, Inc.

On January 17, 2021, the Company entered into an Agreement and Plan of Merger with Cardiva Medical, Inc. (“Cardiva”), an industry-leading manufacturer of vascular closure systems based in Santa Clara, California. In connection with this acquisition, which closed on March 1, 2021, the Company acquired 100% of the issued and outstanding shares of capital stock of Cardiva for total consideration of \$489.8 million, which consisted of upfront payments in the aggregate of \$465.5 million (\$418.2 million net of cash acquired) and the fair value of contingent consideration of \$24.3 million. The contingent consideration, which could total a maximum of \$35.0 million is payable over the next two years based on sales growth. The Company financed the acquisition through a combination of cash, borrowings under its revolving credit facility and an additional \$150.0 million term loan under its existing credit facility.

Cardiva’s portfolio includes two catheter-based vascular access site closure devices. The VASCADE® vascular closure system is designed for “small-bore” femoral arterial and venous closure, generally used in interventional cardiology and peripheral vascular procedures. The VASCADE MVP® vascular closure system is designed for “mid-bore” multi-access femoral venous closure, generally used in electrophysiology procedures, and is the only U.S. Food and Drug Administration (“FDA”) approved closure device for use following cardiac ablation procedures requiring two or more access sites within the same vessel. The addition of the VASCADE portfolio to the Hospital business unit includes products with demonstrated benefits and enhances penetration into the large and growing interventional cardiology and electrophysiology markets.

HAEMONETICS CORPORATION AND SUBSIDIARIES
NOTES TO CONSOLIDATED FINANCIAL STATEMENTS — (Continued)

Purchase Price Allocation

The Company accounted for the acquisition of Cardiva as a business combination, and in accordance with FASB ASC Topic 805, *Business Combinations (Topic 805)*, recorded the assets acquired and liabilities assumed at their respective fair values as of the acquisition date.

The following amounts represent the fair value of the identifiable assets acquired and liabilities assumed for Cardiva:

<i>(In thousands)</i>	March 1, 2021
Accounts receivable	\$ 7,304
Inventories	18,765
Prepaid expenses and other current assets	850
Property, plant and equipment	1,186
Intangible assets	250,560
Goodwill	253,707
Other long-term assets	1,868
Total assets acquired	\$ 534,240
Accounts payable	3,292
Accrued payroll and related costs	58,211
Other liabilities	1,903
Deferred tax liability	26,793
Other long-term liabilities	1,772
Total liabilities assumed	\$ 91,971
Net assets acquired	\$ 442,269

The Company determined the identifiable intangible assets were completed technology, customer relationships, trademarks and in-process research and development ("IPR&D"). The fair values of intangible assets were based on valuation techniques with estimates and assumptions developed by the Company. Completed technology and IPR&D were valued using the excess earnings method. Customer relationships were valued using the distributor method. Trademarks were valued using the relief from royalty method. The cash flows used in the valuation of the intangible assets were based on estimates used to price the transaction. In developing the discount rates applied to the cash flow projections, the discount rates were benchmarked with reference to the implied rate of return from the transaction model and the weighted average cost of capital and then adjusted to reflect the relative risk of the asset.

The excess of the purchase price over the tangible assets, identifiable intangible assets and assumed liabilities was recorded as goodwill. As a result of the acquisition of Cardiva, the Company recognized goodwill of \$253.7 million, which is attributable to the revenue and cash flow projections associated with completed technologies and the development of future technology that does not exist in the current IPR&D pipeline. The goodwill is not deductible for tax purposes and relates entirely to the Hospital reportable segment.

Intangible assets acquired consist of the following:

<i>(In thousands)</i>	Amount	Weighted-Average Amortization Period	Risk-Adjusted Discount Rates used in Purchase Price Allocation
Completed technology	\$ 213,290	13 years	13.5 %
Customer relationships	18,166	12 years	13.0 %
Trademarks	5,437	13 years	13.5 %
IPR&D	13,667	Indefinite	15.0 %
Total	\$ 250,560		

HAEMONETICS CORPORATION AND SUBSIDIARIES
NOTES TO CONSOLIDATED FINANCIAL STATEMENTS — (Continued)

The Company recorded a long-term deferred tax liability, net, of \$26.8 million primarily related to acquired intangible assets which cannot be deducted for tax purposes, partially offset by deferred tax assets primarily related to net operating losses acquired.

Acquisition-Related Costs

The amount of acquisition-related costs incurred associated with the acquisition was \$9.6 million for the fiscal year ending April 3, 2021. The Company incurred acquisition costs related to legal and other professional fees in the amount of \$6.6 million and an additional \$3.0 million of debt financing costs and lender fees which were recognized in selling, general and administrative and as interest expense on the consolidated statements of income, respectively.

Unaudited Pro Forma Financial Information

Cardiva contributed revenues of \$7.7 million to net revenues and losses of \$7.6 million to net income for the period post acquisition through April 3, 2021.

The unaudited estimated pro forma results presented below include the effects of the acquisition of Cardiva as if it was consummated on March 31, 2019. In fiscal 2021, the Company incurred nonrecurring charges attributed to the acquisition of Cardiva, which are presented in the consolidated statements of income for this period. These charges include acquisition-related costs, retention bonuses and severance payments, adjusted for the related tax effects. These nonrecurring charges are reflected as adjustments to the pro forma earnings presented below for fiscal 2021 and fiscal 2020.

Additionally, these pro forma amounts have been calculated, net of tax, after adjusting the results of Cardiva to reflect the additional costs associated with fair value adjustments relating to inventories, leases and intangible assets as if the acquisition had occurred on March 31, 2019 and adjusting interest amounts related to long-term debt assumptions. There was no significant impact to the pro forma amounts after applying the Company's accounting policies.

The supplemental pro forma information presented below is for informational purposes only and should be read in conjunction with our historical financial statements. The pro forma results do not include any anticipated synergies or other expected benefits of the acquisition. Accordingly, the unaudited estimated pro forma financial information below is not necessarily indicative of what the actual results of operations of the combined companies would have been had the acquisition of Cardiva occurred as of March 31, 2019, nor are they indicative of future results of operations. The pro forma assumptions and adjustments are reasonable and appropriate under the circumstances and are factually supported based on information currently available.

<i>(In thousands) (Unaudited)</i>	2021	2020
Net revenues	\$ 916,601	\$ 1,024,235
Net income	\$ 53,884	\$ 19,191

HAS Intellectual Property

In January 2021, the Company entered into an agreement to acquire certain intellectual property owned by HemoAssay Science and Technology (Suzhou) Co. Ltd., a China-incorporated company, and its affiliates (collectively, "HemoAssay") underlying their HAS viscoelastic diagnostic devices, related assays and disposables. The Company previously entered into exclusive manufacturing and distribution agreements with HemoAssay pursuant to which it has exclusive rights to commercialize HemoAssay's HAS devices in China. In connection with the transaction, the Company has agreed to pay up to \$15.0 million to HemoAssay in contingent consideration based on certain developmental and manufacturing based milestones. In fiscal 2022, the Company made \$2.5 million of milestone payments which were recorded within intangible assets on the consolidated balance sheets. These products augment the Company's portfolio of hemostasis analyzers within the Hospital business unit.

HAEMONETICS CORPORATION AND SUBSIDIARIES
NOTES TO CONSOLIDATED FINANCIAL STATEMENTS — (Continued)

enicor GmbH

On April 1, 2020, the Company acquired all of the outstanding equity of enicor GmbH ("enicor"), the manufacturer of ClotPro[®], a new generation whole blood coagulation testing system that is currently available in select European and Asia Pacific markets, for total consideration of \$20.5 million, which consisted of upfront payments of \$16.6 million and the fair value of contingent consideration of \$3.9 million. The contingent consideration, which could total a maximum of \$4.5 million, consists of payments related to the achievement of certain revenue and regulatory milestones. The acquisition of this viscoelastic diagnostic device augments the Company's portfolio of hemostasis analyzers within the Hospital business unit.

Purchase Price Allocation

The Company accounted for the acquisition of enicor as a business combination, and in accordance with FASB ASC Topic 805, *Business Combinations (Topic 805)*, recorded the assets acquired and liabilities assumed at their respective fair values as of the acquisition date.

The following amounts represent the fair value of the identifiable assets acquired and liabilities assumed for enicor completed during fiscal 2021:

<i>(In thousands)</i>	April 1, 2020
Inventory	\$ 634
Other current assets	685
Property, plant and equipment	289
Intangible assets	14,090
Goodwill	8,153
Total assets acquired	\$ 23,851
Other current liabilities	289
Deferred tax liability	3,036
Total liabilities assumed	\$ 3,325
Net assets acquired	\$ 20,526

The Company determined the identifiable intangible assets were completed technology, customer relationships and a trademark. The fair value of the intangible assets was estimated using the income approach, and the cash flow projections were discounted using a rate of 20%. The cash flows were based on estimates used to price the transaction, and the discount rates applied were benchmarked with reference to the implied rate of return from the transaction model and the weighted average cost of capital. The benefits of adding a viscoelastic diagnostic device to the Company's portfolio of hemostasis analyzers within the Hospital business unit contributed to an acquisition price in excess of the fair value of net assets acquired for enicor, which resulted in the establishment of goodwill. In addition, the benefits of lower cost manufacturing and complementary sales channels also contributed to the establishment of goodwill for this acquisition. None of the goodwill is expected to be deductible for income tax purposes.

HAEMONETICS CORPORATION AND SUBSIDIARIES
NOTES TO CONSOLIDATED FINANCIAL STATEMENTS — (Continued)

Intangible assets acquired consist of the following:

<i>(In thousands)</i>	Amount	Weighted-Average Amortization Period	Risk-Adjusted Discount Rates used in Purchase Price Allocation
Completed technology	\$ 13,441	10 Years	20 %
Customer relationships	347	10 Years	20 %
Trademark	302	10 Years	20 %
Total	\$ 14,090		

Acquisition-Related Costs

During fiscal 2021, the Company incurred \$0.2 million of acquisition-related costs associated with the acquisition.

Unaudited Pro Forma Financial Information

enicor had an immaterial impact to the Company's net revenues and net income for fiscal 2021. The unaudited estimated pro forma impact of the results of the acquisition of enicor as if it was consummated on April 1, 2019 are immaterial.

5. DIVESTITURES

Fajardo, Puerto Rico Manufacturing Operations

On June 29, 2020, the Company sold its Fajardo, Puerto Rico, manufacturing operations to GVS, S.p.A ("GVS"), a leading provider of advanced filtration solutions for critical applications for \$15.1 million (\$7.8 million, net of cash transferred). Under the terms of the agreement, Haemonetics retained all intellectual property rights to its proprietary blood filters currently manufactured at its Fajardo facility and GVS acquired certain assets consisting primarily of property, plant and equipment, inventory and cash and has assumed certain related liabilities. In connection with this transaction, the Company and GVS also entered into a long-term supply and development agreement that, among other things, grants GVS exclusive rights to manufacture and supply the blood filters currently produced at the Fajardo facility for Haemonetics.

As a result of this transaction, Haemonetics recognized a pre-tax impairment charge in its Blood Center business unit of \$1.0 million in the first quarter of fiscal 2021 and an incremental loss of \$0.4 million based on closing adjustments during the third quarter of fiscal 2021, as the carrying value of the assets and liabilities in the asset transfer exceeded the net of the \$15.1 million of cash proceeds and an additional contingent liability of \$1.5 million. The disposal group consisted of \$3.3 million of inventory, \$7.2 million of fixed assets, \$3.2 million of other liabilities, and \$0.4 million of goodwill allocated based on fair value to the business.

U.S. Blood Donor Management Software

On July 1, 2020, the Company sold certain U.S. blood donor management software solution assets within its Blood Center business unit to the GPI Group ("GPI") for an upfront cash payment of \$14.0 million (\$13.6 million, net of working capital adjustments) and up to \$14.0 million in additional consideration contingent on the achievement of commercial milestones over the twelve month period immediately following the closing of the transaction. The disposal group consisted of \$1.4 million of accounts receivable, \$0.9 million of intangible assets, other liabilities of \$1.8 million and \$1.4 million of goodwill allocated based on fair value to the business. The Company recognized a gain of \$13.2 million associated with the transaction in fiscal 2021. In fiscal year 2022, the Company recognized an additional gain of \$9.6 million for contingent consideration earned.

Inlog Holdings France

On September 18, 2020, the Company sold its wholly-owned subsidiary Inlog Holdings France SAS to Abénex Capital ("Abénex"), a private equity firm based in France for \$30.5 million (\$24.5 million, net of cash transferred). Inlog Holdings France SAS, through its subsidiary In Log SAS, develops and sells blood bank and hospital software solutions used

HAEMONETICS CORPORATION AND SUBSIDIARIES
NOTES TO CONSOLIDATED FINANCIAL STATEMENTS — (Continued)

predominantly in France and in several other countries outside of the U.S. The disposal group included \$2.2 million of intangible assets, \$2.2 million of accounts receivable, \$0.3 million of other assets, \$3.3 million of liabilities and \$3.3 million of goodwill allocated based on the fair value of the business which impacted both the Blood Center and Hospital business units. The Company recognized a gain of \$20.0 million associated with the transaction in fiscal 2021.

Asset Transfer to CSL

On May 21, 2019, the Company transferred to CSL substantially all of its tangible assets held relating to the manufacture of anti-coagulant and saline (together, "Liquids") at its Union, South Carolina facility ("Union"), which consisted primarily of property, plant and equipment and inventory, and CSL assumed certain related liabilities (the "Asset Transfer") pursuant to the terms of a settlement, release and asset transfer agreement between the parties dated May 13, 2019. The Asset Transfer excluded all other assets related to Union, including accounts receivable, customer contracts and the Company's U.S. Food and Drug Administration ("FDA") product approvals for manufacturing Liquids.

At closing, Haemonetics received \$9.8 million of proceeds for the Asset Transfer and was concurrently released from its obligations to supply Liquids under a 2014 supply agreement with CSL. In connection with the Asset Transfer, CSL and Haemonetics also entered into related transition services, supply and manufacturing services and quality agreements that, among other things, permitted CSL to manufacture Liquids under the Company's FDA product approvals, exclusively for Haemonetics and CSL, until CSL obtains independent product approvals from the FDA to manufacture the Liquids.

In connection with the Company's and CSL's entry into the May 13, 2019 agreement for the Asset Transfer, the Company recognized a pre-tax impairment charge of \$48.7 million in the first quarter of fiscal 2020, primarily related to the carrying balances of the property, plant and equipment exceeding the consideration received under the terms of the Agreement. The charge did not result in any future cash expenditures. Goodwill associated with the disposal was immaterial.

6. INCOME TAXES

Domestic and foreign income (loss) before (benefit) provision for income tax is as follows:

(In thousands)	2022	2021	2020
Domestic	\$ (5,219)	\$ 5,526	\$ 5,344
Foreign	68,848	67,387	81,808
Total	\$ 63,629	\$ 72,913	\$ 87,152

The income tax (benefit) provision from continuing operations contains the following components:

(In thousands)	2022	2021	2020
Current			
Federal	\$ 3,586	\$ (289)	\$ 3,834
State	1,682	1,256	1,034
Foreign	9,940	13,319	12,467
Total current	\$ 15,208	\$ 14,286	\$ 17,355
Deferred			
Federal	3,455	(12,906)	(8,257)
State	310	(2,436)	280
Foreign	1,281	(5,500)	1,248
Total deferred	\$ 5,046	\$ (20,842)	\$ (6,729)
Total	\$ 20,254	\$ (6,556)	\$ 10,626

The Company conducts business globally and reports its results of operations in a number of foreign jurisdictions in addition to the United States. The Company's reported tax rate is impacted by the jurisdictional mix of earnings in any given period as the foreign jurisdictions in which it operates have tax rates that differ from the U.S. statutory tax rate.

HAEMONETICS CORPORATION AND SUBSIDIARIES
NOTES TO CONSOLIDATED FINANCIAL STATEMENTS — (Continued)

The Company's subsidiary in Malaysia has been granted a full income tax exemption to manufacture whole blood and apheresis devices that could be in effect for up to ten years, provided certain conditions are satisfied. The income tax exemption was in effect beginning June 1, 2016.

Tax effected, significant temporary differences comprising the net deferred tax liability are as follows:

(In thousands)	April 2, 2022	April 3, 2021
Deferred tax assets:		
Depreciation	\$ 623	\$ 1,054
Amortization of intangibles	1,243	1,167
Inventory	6,841	5,166
Accruals, reserves and other deferred tax assets	13,020	17,274
Net operating loss carry-forward	30,212	38,827
Stock based compensation	4,422	4,374
Operating lease liabilities	15,777	16,941
Tax credit carry-forward, net	6,452	5,073
Capitalized research expenses	6,733	4,291
Gross deferred tax assets	85,323	94,167
Less valuation allowance	(14,077)	(11,081)
Total deferred tax assets (after valuation allowance)	71,246	83,086
Deferred tax liabilities:		
Depreciation	(15,727)	(10,470)
Amortization of goodwill and intangibles	(63,004)	(68,802)
Unremitted earnings	(1,254)	(1,060)
Operating lease assets	(12,877)	(14,722)
Debt discount	—	(19,868)
Other deferred tax liabilities	(2,643)	(5,980)
Total deferred tax liabilities	(95,505)	(120,902)
Net deferred tax liabilities	\$ (24,259)	\$ (37,816)

The decrease in the worldwide net deferred tax liability is primarily due to the adoption of ASU 2020-06, for which the reduction in the deferred tax liability related to convertible debt was recorded through equity. Other changes in the worldwide net deferred tax liability were the result of current year operating results.

The valuation allowance increase of \$3.0 million during fiscal 2022 is primarily due to additional valuation allowances recorded on US state net operating loss and tax credit carryforwards. The Company has assessed, on a jurisdictional basis, the available means of recovering deferred tax assets, including the ability to carry-back net operating losses, the existence of reversing temporary differences, the availability of tax planning strategies and available sources of future taxable income. It has also considered the ability to implement certain strategies that would, if necessary, be implemented to accelerate taxable income and use expiring deferred tax assets. The Company has concluded future taxable income can be considered a source of income to realize a benefit for deferred tax assets in certain jurisdictions. In addition, the Company has concluded that it cannot rely on future taxable income in certain risk bearing principal jurisdictions due to uncertainty surrounding future taxable income including the effects of Covid-19, the announcement of CSL intent not to renew its supply agreement and the general uncertainty surrounding the global economy. The Company believes it is able to support the deferred tax assets recognized as of the end of the year based on all of the available evidence. The worldwide net deferred tax liability as of April 2, 2022 includes deferred tax liabilities related to amortizable tax basis in goodwill and other indefinite lived assets, which can only be used as a source of income to benefit other indefinite lived assets.

As of April 2, 2022, the Company maintains a valuation allowance against certain U.S. state deferred tax assets that are not more-likely-than-not realizable and maintains a full valuation allowance against the net deferred tax assets of certain foreign subsidiaries.

HAEMONETICS CORPORATION AND SUBSIDIARIES

NOTES TO CONSOLIDATED FINANCIAL STATEMENTS — (Continued)

In connection with the March 2021 acquisition of Cardiva, the Company acquired federal and state net operating loss carryforwards of \$150.9 million and \$93.3 million, respectively. The Company also acquired federal and state tax research credit carryforwards of \$0.2 million and \$0.4 million, respectively. These net operating loss and tax credit carryforwards may become subject to an annual limitation in the event of certain cumulative changes in the ownership interest of significant shareholders over a three-year period in excess of 50 percent as defined under Section 382 and 383 of the U.S. Internal Revenue Code of 1986, respectively, as well as similar state provisions. The amount of the annual limitation is determined based on the value of the Company immediately prior to the ownership change. The Company conducted a Section 382 study covering the period of inception (July 2002) through March 1, 2021. The study concluded that ownership changes occurred during that period which limit the amount of the Company's net operating losses and tax credit carryforwards that can be utilized before expiring. The carryforwards disclosed represent the amount of attributes that can be utilized based on the results of the study.

As of April 2, 2022, the Company has U.S. federal net operating loss carryforwards of \$99.2 million of which \$8.2 million will begin to expire in fiscal 2024 and \$91.0 million can be carried forward indefinitely. The Company has U.S. state net operating losses of \$107.2 million of which \$85.7 million will begin to expire in fiscal 2023 and \$21.5 million can be carried forward indefinitely. The Company has federal and state tax credits of \$1.3 million and \$6.2 million, respectively, which will begin to expire in fiscal 2029 and fiscal 2025, respectively.

As of April 2, 2022, the Company has foreign net operating losses of approximately \$12.1 million that are available to reduce future income of which \$6.9 million will begin to expire in fiscal 2034 and \$5.2 million can be carried forward indefinitely.

As of April 2, 2022, substantially all of the unremitted earnings of the Company have been taxed in the U.S. The Company has provided \$1.3 million of U.S. income and foreign withholding taxes on approximately \$150.5 million of unremitted earnings that are not indefinitely reinvested. The Company has not provided U.S. deferred income taxes or foreign withholding taxes on unremitted earnings of foreign subsidiaries of approximately \$125.2 million as such amounts are considered to be indefinitely reinvested in the business. The accumulated earnings in the foreign subsidiaries are primarily utilized to fund working capital requirements as its subsidiaries continue to expand their operations, to service existing debt obligations and to fund future foreign acquisitions. The Company does not believe it is practicable to estimate the amount of income taxes payable on the earnings that are indefinitely reinvested in foreign operations, however a significant portion of the unremitted earnings could be remitted without a future tax cost.

The income tax (benefit) provision from continuing operations differs from the tax provision (benefit) computed at the U.S. federal statutory income tax rate due to the following:

(In thousands)	2022		2021		2020	
Tax at federal statutory rate	\$	13,362	21.0 %	\$	15,312	21.0 %
Difference between U.S. and foreign tax		(3,799)	(6.0) %		(7,049)	(9.7) %
State income taxes net of federal benefit		1,384	2.2 %		(924)	(1.3) %
Change in uncertain tax positions		(777)	(1.2) %		1,172	1.6 %
Global intangible low taxed income		3,608	5.7 %		(758)	(1.0) %
Unremitted earnings		194	0.3 %		257	0.4 %
Deferred statutory rate changes		40	0.1 %		(243)	(0.3) %
Non-deductible executive compensation		1,080	1.7 %		2,238	3.1 %
Non-deductible expenses		741	1.2 %		2,038	2.8 %
Stock compensation benefits		2,070	3.3 %		(5,504)	(7.5) %
Research credits		(1,496)	(2.4) %		(1,230)	(1.7) %
Contingent consideration		1,880	3.0 %		—	— %
Intercompany sale of intellectual property		—	— %		(7,550)	(10.4) %
Valuation allowance		254	0.2 %		(3,144)	(4.4) %
Other, net		1,713	2.7 %		(1,171)	(1.6) %
Income tax (benefit) provision	\$	20,254	31.8 %	\$	(6,556)	(9.0) %
	\$	10,626	12.2 %			

The Company recorded an income tax expense of \$20.3 million, representing an effective tax rate of 31.8%. The effective tax rate is higher than the U.S. statutory rate of 21.0%, primarily due to the impact of GILTI, non-deductible executive

HAEMONETICS CORPORATION AND SUBSIDIARIES
NOTES TO CONSOLIDATED FINANCIAL STATEMENTS — (Continued)

compensation, contingent consideration from the Cardiva acquisition, and state taxes partially offset by the jurisdictional mix of earnings, research credits generated, and reductions to uncertain tax positions. The Company has recorded an immaterial tax expense related to unremitted foreign earnings that are not considered permanently reinvested.

Unrecognized Tax Benefits

Unrecognized tax benefits represent uncertain tax positions for which reserves have been established. As of April 2, 2022, the Company had \$3.9 million of unrecognized tax benefits, of which \$3.1 million would impact the effective tax rate, if recognized. As of April 3, 2021, the Company had \$6.1 million of unrecognized tax benefits, of which \$5.3 million would impact the effective tax rate, if recognized. At March 28, 2020, the Company had \$4.6 million of unrecognized tax benefits, of which \$4.0 million would impact the effective tax rate, if recognized.

The following table summarizes the activity related to its gross unrecognized tax benefits for the fiscal years ended April 2, 2022, April 3, 2021 and March 28, 2020:

<i>(In thousands)</i>	April 2, 2022	April 3, 2021	March 28, 2020
Beginning Balance	\$ 6,107	\$ 4,620	\$ 4,657
Additions for tax positions of current year	219	335	180
Additions for tax positions of prior years	—	1,194	880
Reductions of tax positions	(808)	(42)	(539)
Settlements of tax positions	(1,579)	—	(558)
Closure of statute of limitations	—	—	—
Ending Balance	\$ 3,939	\$ 6,107	\$ 4,620

As of April 2, 2022, the Company anticipates that the liability for unrecognized tax benefits for uncertain tax positions could change by up to \$0.2 million in the next twelve months, as a result of closure of various statutes of limitations.

The Company's historical practice has been and continues to be to recognize interest and penalties related to federal, state and foreign income tax matters in income tax expense. Approximately \$0.1 million and \$1.4 million of gross interest and penalties were accrued at April 2, 2022 and April 3, 2021, respectively, and are not included in the amounts above. Additionally, \$0.1 million, \$0.9 million and \$0.3 million of accrued interest and penalties was included in income tax provision (benefit) for the years ended April 2, 2022, April 3, 2021 and March 28, 2020, respectively.

The Company conducts business globally and, as a result, files federal, state and foreign income tax returns in multiple jurisdictions. In the normal course of business, it is subject to examination by taxing authorities throughout the world. With a few exceptions, the Company is no longer subject to U.S. federal, state, or local income tax examinations for years before fiscal 2018 and foreign income tax examinations for years before fiscal 2017. To the extent that the Company has tax attribute carry-forwards, the tax years in which the attribute was generated may still be adjusted upon examination by the Internal Revenue Service, state, or foreign tax authorities to the extent utilized in a future period.

HAEMONETICS CORPORATION AND SUBSIDIARIES
NOTES TO CONSOLIDATED FINANCIAL STATEMENTS — (Continued)

7. EARNINGS PER SHARE

The following table provides a reconciliation of the numerators and denominators of the basic and diluted earnings per share computations.

(In thousands, except per share amounts)

	2022	2021	2020
Basic EPS			
Net income	\$ 43,375	\$ 79,469	\$ 76,526
Weighted average shares	51,047	50,688	50,692
Basic income per share	\$ 0.85	\$ 1.57	\$ 1.51
Diluted EPS			
Net income	\$ 43,375	\$ 79,469	\$ 76,526
Basic weighted average shares	51,047	50,688	50,692
Net effect of common stock equivalents	306	604	1,123
Diluted weighted average shares	51,353	51,292	51,815
Diluted income per share	\$ 0.84	\$ 1.55	\$ 1.48

Basic earnings per share is calculated using the Company's weighted-average outstanding common shares. Diluted earnings per share is calculated using its weighted-average outstanding common shares including the dilutive effect of stock awards as determined under the treasury stock method and the convertible senior notes as determined under the net share settlement method. From the time of the issuance of the convertible senior notes, the average market price of the Company's common shares has been less than the initial conversion price, and consequently no shares have been included in diluted earnings per share for the conversion value of the convertible senior notes. For fiscal 2022, 2021 and 2020, weighted average shares outstanding, assuming dilution, excludes the impact of 0.9 million, 0.5 million and 0.2 million anti-dilutive shares, respectively.

Share Repurchase Plan

In May 2019, the Company's Board of Directors authorized the repurchase of up to \$500 million of Haemonetics common shares over the two year period ending May 2021. During fiscal 2022, the Company did not make any additional repurchases under this program, which expired in May 2021.

8. REVENUE

The Company's revenue recognition policy is to recognize revenues from product sales, software and services in accordance with ASC Topic 606, *Revenue from Contracts with Customers*. Revenue is recognized when obligations under the terms of a contract with a customer are satisfied; this occurs with the transfer of control of the Company's goods or services. The Company considers revenue to be earned when all of the following criteria are met: it has a contract with a customer that creates enforceable rights and obligations; promised products or services are identified; the transaction price, or the consideration it expects to receive for transferring goods or providing services, is determinable and it has transferred control of the promised items to the customer. A promise in a contract to transfer a distinct good or service to the customer is identified as a performance obligation. A contract's transaction price is allocated to each performance obligation and recognized as revenue when, or as, the performance obligation is satisfied. Some of the Company's contracts have multiple performance obligations. For contracts with multiple performance obligations, the Company allocates the contract's transaction price to each performance obligation based on the estimated standalone selling prices of the good or service in the contract. For goods or services for which observable standalone selling prices are not available, the Company uses an expected cost plus a margin approach to estimate the standalone selling price of each performance obligation.

As of April 2, 2022, the Company had \$16.9 million of transaction price allocated to remaining performance obligations related to executed contracts with an original duration of one year or more. The Company expects to recognize approximately 73% of this amount as revenue within the next twelve months and the remaining balance thereafter.

Contract Balances

The timing of revenue recognition, billings and cash collections results in billed accounts receivable, unbilled receivables (contract assets), and customer advances and deposits (contract liabilities) on the consolidated balance sheets. The difference in

HAEMONETICS CORPORATION AND SUBSIDIARIES
NOTES TO CONSOLIDATED FINANCIAL STATEMENTS — (Continued)

timing between billing and revenue recognition primarily occurs in software licensing arrangements, resulting in contract assets and contract liabilities.

As of April 2, 2022 and April 3, 2021, the Company had contract assets of \$5.5 million and \$4.8 million, respectively. The change is primarily due to the delay in billings compared to the revenue recognized. Contract assets are classified as other current assets and other long-term assets on the consolidated balance sheet.

As of April 2, 2022 and April 3, 2021, the Company had contract liabilities of \$26.8 million and \$20.9 million, respectively. During fiscal 2022, the Company recognized \$19.0 million of revenue that was included in the above April 3, 2021 contract liability balance. Contract liabilities are classified as other current liabilities and other long-term liabilities on the consolidated balance sheet.

9. INVENTORIES

Inventories are stated at the lower of cost or net realizable value and include the cost of material, labor and manufacturing overhead. Cost is determined with the first-in, first-out method.

(In thousands)	April 2, 2022	April 3, 2021
Raw materials	\$ 88,886	\$ 74,910
Work-in-process	17,187	23,111
Finished goods	186,954	224,593
Total inventories	<u>\$ 293,027</u>	<u>\$ 322,614</u>

10. PROPERTY, PLANT AND EQUIPMENT

Property and equipment consisted of the following:

(In thousands)	April 2, 2022	April 3, 2021
Land	\$ 5,165	\$ 5,116
Building and building improvements	104,546	107,322
Plant equipment and machinery	233,564	216,751
Office equipment and information technology	120,119	115,810
Haemonetics equipment	405,753	372,259
Total	869,147	817,258
Less: accumulated depreciation and amortization	(610,665)	(599,699)
Property, plant and equipment, net	<u>\$ 258,482</u>	<u>\$ 217,559</u>

Depreciation expense was \$44.4 million, \$43.1 million and \$76.6 million in fiscal 2022, 2021 and 2020, respectively.

During fiscal 2022, the Company incurred \$2.8 million of accelerated depreciation costs relating to disposables manufacturing equipment that is no longer in use as a result of the CSL contract expiration discussed below. The Company also incurred an impairment of property, plant and equipment of \$5.2 million in connection with the 2020 Program. Refer to Note 3 - *Restructuring* for details on the 2020 Program. These impairment charges were included in cost of goods sold on the consolidated statements of income and impacted the Plasma reporting segment as of April 2, 2022.

In early April 2021, the Company was informed by CSL of its intent not to renew its supply agreement for the use of PCS2 plasma collection system devices and the purchase of disposable plasmapheresis kits in the U.S. following the expiration of the current term in June 2022. As a result, the Company incurred a one-time impairment in fiscal 2021 of \$20.9 million related to disposables manufacturing equipment previously recorded in construction in process which will not be placed into service as a result of the supply agreement expiration. The impairment charge was included in cost of goods sold on the consolidated statements of income and impacted the Plasma reporting segment as of April 3, 2021.

During fiscal 2020, the Company recognized a pre-tax impairment charge of \$48.7 million relating to the asset transfer between the Company and CSL on May 13, 2019. This impairment is related to the carrying balances of the property, plant and

HAEMONETICS CORPORATION AND SUBSIDIARIES
NOTES TO CONSOLIDATED FINANCIAL STATEMENTS — (Continued)

equipment exceeding the consideration received under the terms of the agreement. The charge will not result in any future cash expenditures. For additional information regarding the transaction, refer to Note 5 - *Divestitures*. The Company also impaired an additional \$1.9 million of property, plant and equipment as a result of the Company's corporate headquarter move and a review of underperforming assets, resulting in total impairment charges of \$50.6 million during fiscal 2020. Substantially all of these impairments were included within selling, general and administrative costs on the consolidated statements of income and primarily impacted the Plasma reporting segment.

During fiscal 2020, the Company sold \$7.8 million of real estate and other assets associated with the Braintree corporate headquarters for net cash proceeds of \$15.0 million and non-cash consideration of \$0.9 million which resulted in a net gain of \$8.1 million. Additionally, in connection with the lease for office space in Boston, MA which serves as the new corporate headquarters, the Company received a lease incentive in the form of property, plant and equipment totaling \$5.6 million which was recorded during fiscal 2020.

During fiscal 2020, the Company incurred \$18.1 million of accelerated depreciation expense related to the change in estimate of useful lives of PCS®2 devices included within Haemonetics Equipment, as these will be replaced by NexSys PCS® devices.

11. GOODWILL AND INTANGIBLE ASSETS

The changes in the carrying amount of goodwill by operating segment for fiscal 2022 and 2021 are as follows:

(In thousands)	Plasma	Blood Center	Hospital	Total
Carrying amount as of March 28, 2020	\$ 28,979	\$ 36,632	\$ 145,041	\$ 210,652
Divestitures	—	(2,181)	(2,853)	(5,034)
Acquisitions	—	—	259,788	259,788
Currency translation	64	77	897	1,038
Carrying amount as of April 3, 2021	29,043	34,528	402,873	466,444
Purchase accounting adjustments	—	—	2,070	2,070
Currency translation	—	(362)	(865)	(1,227)
Carrying amount as of April 2, 2022	\$ 29,043	\$ 34,166	\$ 404,078	\$ 467,287

The results of the Company's goodwill impairment test performed in the fourth quarter of fiscal 2022, 2021 and 2020 indicated that the estimated fair value of all reporting units exceeded their respective carrying values. There were no reporting units at risk of impairment as of the fiscal 2022, 2021 and 2020 annual test dates.

The gross carrying amount of intangible assets and the related accumulated amortization as of April 2, 2022 and April 3, 2021 is as follows:

(In thousands)	Gross Carrying Amount	Accumulated Amortization	Net
As of April 2, 2022			
Amortizable:			
Patents	\$ 14,777	\$ 9,821	\$ 4,956
Capitalized software	76,360	52,249	24,111
Other developed technology	362,783	124,799	237,984
Customer contracts and related relationships	204,166	185,150	19,016
Trade names	9,517	4,533	4,984
Total	\$ 667,603	\$ 376,552	\$ 291,051
Non-amortizable:			
In-process software development	\$ 2,648		
In-process research and development	13,667		
In-process patents	2,895		
Total	\$ 19,210		

HAEMONETICS CORPORATION AND SUBSIDIARIES
NOTES TO CONSOLIDATED FINANCIAL STATEMENTS — (Continued)

<i>(In thousands)</i>	Gross Carrying Amount	Accumulated Amortization	Net
As of April 3, 2021			
Amortizable:			
Patents	\$ 10,482	\$ 8,897	\$ 1,585
Capitalized software	71,575	43,858	27,717
Other developed technology	381,166	95,518	285,648
Customer contracts and related relationships	204,701	168,446	36,255
Trade names	9,516	3,921	5,595
Total	\$ 677,440	\$ 320,640	\$ 356,800
Non-amortizable:			
In-process software development	\$ 4,007		
In-process patents	4,676		
Total	\$ 8,683		

Refer to Note 4, *Acquisitions*, for additional information regarding acquisitions.

Intangible assets include the value assigned to license rights and other developed technology, patents, customer contracts and relationships and trade names. The estimated useful lives for all of these intangible assets are approximately 5 to 15 years.

Aggregate amortization expense for amortized intangible assets for fiscal 2022, 2021, and 2020 was \$56.6 million, \$41.2 million and \$34.2 million, respectively. Intangible asset impairments of \$0.6 million were included in operating expenses on the consolidated statements of income during fiscal 2022. There were no intangible asset impairments during fiscal 2021 or 2020.

Future annual amortization expense on intangible assets is estimated to be as follows:

<i>(In thousands)</i>	
Fiscal 2023	\$ 39,124
Fiscal 2024	\$ 34,691
Fiscal 2025	\$ 27,215
Fiscal 2026	\$ 21,787
Fiscal 2027	\$ 19,911

For costs incurred related to the development of software to be sold, leased, or otherwise marketed, the Company applies the provisions of ASC Topic 985-20, *Software - Costs of Software to be Sold, Leased or Marketed*, which specifies that costs incurred internally in researching and developing a computer software product should be charged to expense until technological feasibility has been established for the product. Once technological feasibility is established, all software costs should be capitalized until the product is available for general release to customers. The costs capitalized for each project are included in intangible assets in the consolidated financial statements.

The Company capitalized \$3.4 million and \$4.2 million in software development costs for ongoing initiatives during fiscal 2022 and 2021, respectively. At April 2, 2022 and April 3, 2021, the Company had a total of \$79.0 million and \$75.6 million of software costs capitalized, of which \$5.0 million and \$4.0 million are related to in process software development initiatives, respectively, and the remaining balance represents in-service assets that are being amortized over their useful lives. Amortization expense for capitalized software was \$8.4 million, \$7.8 million, and \$8.2 million for the fiscal years ended April 2, 2022, April 3, 2021 and March 28, 2020, respectively.

HAEMONETICS CORPORATION AND SUBSIDIARIES
NOTES TO CONSOLIDATED FINANCIAL STATEMENTS — (Continued)

12. LEASES*Lessee Activity*

The Company has operating leases for office space, land, warehouse and manufacturing space, R&D laboratories, vehicles and certain equipment. Finance leases are not significant. Leases with an initial term of 12 months or less are generally not recorded on the balance sheet and expense for these leases is recognized on a straight-line basis over the lease term. For leases executed in fiscal 2020 and later, the Company accounts for the lease components and the non-lease components as a single lease component. The Company's leases have remaining lease terms of 1 year to approximately 30 years, some of which may include options to extend the leases for up to 10 years and some include options to terminate early. These options have been included in the determination of the lease liability when it is reasonably certain that the option will be exercised. The Company does not have any leases that include residual value guarantees.

The Company determines whether an arrangement is or contains a lease based on the unique facts and circumstances present at the inception of an arrangement. Operating lease liabilities and their corresponding right-of-use assets are recorded based on the present value of lease payments over the expected lease term. The interest rate implicit in lease contracts is typically not readily determinable. As such, the Company utilizes the appropriate incremental borrowing rate, which is the rate incurred to borrow on a collateralized basis over a similar term at an amount equal to the lease payments in a similar economic environment. For operating leases that commenced prior to the Company's adoption of ASC 842, the Company measured the lease liabilities and right-of-use assets using the incremental borrowing rate as of March 31, 2019. Certain adjustments to the right-of-use asset may be required for items such as initial direct costs paid or incentives received.

During fiscal 2021, the Company entered into a lease for manufacturing space in Clinton, PA. The Company's current manufacturing operations in Leetsdale, PA will be relocated to the Clinton, PA facility. The lease term associated with the new manufacturing facility is 15 years and 7 months and includes two five year renewal options followed by one four year renewal option. During fiscal 2021, the Company recorded a right-of-use asset of \$11.3 million and corresponding liabilities of \$15.4 million upon commencement of the lease term in May 2020. In addition, the Company recorded a \$4.1 million lease incentive receivable associated with this lease agreement which was received during fiscal 2021.

The following table presents supplemental balance sheet information related to the Company's operating leases:

<i>(In thousands)</i>	April 2, 2022	April 3, 2021
Assets		
Operating lease right-of-use assets in <i>Other long-term assets</i>	\$ 52,749	\$ 59,856
Liabilities		
Operating lease liabilities in <i>Other current liabilities</i>	\$ 7,196	\$ 7,708
Operating lease liabilities in <i>Other long-term liabilities</i>	\$ 55,704	\$ 62,960

The following table presents the weighted average remaining lease term and discount rate information related to our operating leases:

	April 2, 2022	April 3, 2021
Weighted average remaining lease term	10.0 years	10.7 years
Weighted average discount rate	4.58 %	4.59 %

The Company's operating lease costs were \$11.0 million, \$11.7 million and \$8.3 million during fiscal 2022, 2021 and 2020, respectively.

HAEMONETICS CORPORATION AND SUBSIDIARIES
NOTES TO CONSOLIDATED FINANCIAL STATEMENTS — (Continued)

The following table presents supplemental cash flow information related to our operating leases:

(In thousands)	April 2, 2022	April 3, 2021	March 28, 2020
Cash paid for amounts included in the measurement of operating lease liabilities			
Operating cash flows used for operating leases	\$ 11,014	\$ 10,456	\$ 6,780
Right of use assets obtained in exchange for new operating lease liabilities	\$ 587	\$ 29,595	\$ 37,330

The following table presents the maturities of our operating lease liabilities as of April 2, 2022:

Fiscal Year (In thousands)	Operating Leases
2023	\$ 9,996
2024	7,982
2025	7,374
2026	6,995
2027	7,353
Thereafter	39,789
Total future minimum operating lease payments	79,489
Less: imputed interest	(16,589)
Present value of operating lease liabilities	\$ 62,900

Lessor Activity

Assets on the Company's balance sheet classified as Haemonetics equipment primarily consists of medical devices installed at customer sites but owned by Haemonetics. These devices are leased to customers under contractual arrangements that typically include an operating or sales-type lease as well as the purchase and consumption of a certain level of disposable products. Sales-type leases are not significant. Contract terms vary by customer and may include options to terminate the contract or options to extend the contract. Where devices are provided under operating lease arrangements, a substantial majority of the entire lease revenue is variable and subject to subsequent non-lease component (disposable products) sales. The allocation of revenue between the lease and non-lease components is based on stand-alone selling prices. Operating lease revenue represents less than 3 percent of the Company's total net sales.

13. NOTES PAYABLE AND LONG-TERM DEBT

Notes payable and long-term debt consisted of the following:

(In thousands)	April 2, 2022	April 3, 2021
Term loan, net of financing fees	\$ 284,052	\$ 301,019
Convertible notes	489,462	406,461
Other borrowings	75	128
Less current portion	(214,148)	(17,016)
Long-term debt	\$ 559,441	\$ 690,592

Convertible Senior Notes

In March 2021, the Company issued \$500.0 million aggregate principal amount of 0% convertible senior notes due 2026 (the "2026 Notes"). The 2026 Notes are governed by the terms of the Indenture between the Company and U.S. Bank National Association, as trustee (the "Indenture"). The total net proceeds from the sale of the 2026 Notes, after deducting the initial purchasers' discounts and debt issuance costs, were approximately \$486.7 million. The 2026 Notes will mature on March 1, 2026, unless earlier converted, redeemed or repurchased.

HAEMONETICS CORPORATION AND SUBSIDIARIES
NOTES TO CONSOLIDATED FINANCIAL STATEMENTS — (Continued)

Holders may convert their notes at their option at any time prior to the close of business on the business day immediately preceding September 1, 2025 only under the following circumstances:

- During any calendar quarter (and only during such calendar quarter) beginning after June 30, 2021, if, the last reported sale price per share of the Company's common stock exceeds 130% of the applicable conversion price on each applicable trading day for at least 20 trading days (whether or not consecutive) in the period of the 30 consecutive trading day period ending on, and including, the last trading day of the immediately preceding calendar quarter;
- During the five business day period after any five consecutive trading day period in which, for each day of that period, the trading price per \$1,000 principal amount of the 2026 Notes for such trading day was less than 98% of the product of the last reported sale price of the Company's common stock and the applicable conversion rate on such trading day;
- The Company issues to common stockholders any rights, options, or warrants, entitling them, for a period of not more than 60 days, to purchase shares of common stock at a price per share less than the average closing sale price of 10 consecutive trading days, or the Company's election to make a distribution to common stockholders exceeding 10% of the previous day's closing sale price;
- Upon the occurrence of specified corporate events, as set forth in the indenture governing the 2026 Notes; or
- Prior to the related redemption date if the Company calls the 2026 Notes for redemption

On or after September 1, 2025, until the close of business on the scheduled trading day immediately preceding the maturity date, holders may convert all or a portion of their 2026 Notes, in multiples of \$1,000 principal amount, at any time, regardless of the foregoing circumstances. The conversion rate for the 2026 Notes is 5.7033 shares of common stock per \$1,000 principal amount of notes (which is equal to an initial conversion price of approximately \$175.34 per share of the Company's common stock), subject to adjustment as set forth in the Indenture. Upon conversion, the Company will pay cash up to the aggregate principal amount of the notes to be converted and pay or deliver, as the case may be, cash, common stock or a combination of cash and common stock, at the Company's election, in respect of the remainder, if any, of the Company's conversion obligation in excess of the aggregate principal amount of the notes being converted. If a make-whole adjustment event, as described in the Indenture, occurs and a holder elects to convert its 2026 Notes in connection with such make-whole adjustment event, such holder may be entitled to an increase in the conversion rate as described in the Indenture.

During fiscal 2022, the conditions allowing holders of the 2026 Notes to convert have not been met. The 2026 Notes were therefore not convertible as of April 2, 2022 and were classified as long-term debt on the Company's consolidated balance sheets.

The 2026 Notes will be redeemable, in whole or in part, at the Company's option at any time, and from time to time, on or after March 5, 2024 and on or before the 40th scheduled trading day immediately before the maturity date, if the last reported sale price per share of the Company's common stock exceeds 130% of the conversion price then in effect for at least 20 trading days (whether or not consecutive), including the trading day immediately preceding the date on which the Company provides notice of redemption, during any 30 consecutive trading day period ending on, and including, the trading day immediately before the date the Company sends the related redemption notice at a redemption price equal to 100% of the principal amount of the 2026 Notes to be redeemed, plus accrued and unpaid interest to, but excluding the redemption date. Upon the occurrence of certain fundamental changes involving the Company, holders of the 2026 Notes may require the Company to repurchase for cash all or part of their 2026 Notes at a repurchase price equal to 100% of the principal amount of the 2026 Notes to be repurchased, plus accrued and unpaid interest.

On April 4, 2021, the Company adopted ASC Update No. 2020-06 using the modified retrospective method, which resulted in a decrease of \$61.2 million to additional paid-in capital, a decrease to non-current deferred tax liabilities of \$20.0 million, and an increase of \$80.3 million to non-current convertible notes, net, on the consolidated balance sheets. Additionally, retained earnings was adjusted to remove amortization expense recognized in prior periods related to the debt discount and the convertible notes no longer have a debt discount that will be amortized, net of taxes. The impact to retained earnings on the consolidated balance sheets as of April 4, 2021 is an increase of \$1.0 million.

As of April 2, 2022, the \$500.0 million principal balance was netted down by the \$10.5 million of remaining debt issuance costs, resulting in a net convertible note payable of \$489.5 million. Interest expense related to the 2026 Notes was \$2.7 million,

HAEMONETICS CORPORATION AND SUBSIDIARIES
NOTES TO CONSOLIDATED FINANCIAL STATEMENTS — (Continued)

which is entirely attributable to the amortization of the debt issuance costs. The debt issuance costs are amortized at an effective interest rate of 0.5%.

Capped Calls

In connection with the issuance of the 2026 Notes, the Company entered into capped call transactions with certain counterparties (“Capped Calls”). The Capped Calls each have an initial strike price of approximately \$175.34 per share, subject to certain adjustments, which corresponds to the initial conversion price of the 2026 Notes. The Capped Calls have initial cap prices of \$250.48 per share, subject to certain adjustments. The Capped Calls are expected to partially offset the potential dilution to the Company’s common stock upon any conversion of the 2026 Notes, with such offset subject to a cap based on the cap price. The Capped Calls cover, subject to anti-dilution adjustments, approximately 2.85 million shares of the Company’s common stock. For accounting purposes, the Capped Calls are separate transactions, and not part of the 2026 Notes. As these transactions meet certain accounting criteria, the Capped Calls are recorded in stockholders’ equity and are not accounted for as derivatives. The cost of \$47.4 million incurred to purchase the Capped Calls was recorded as a reduction to additional paid-in capital and will not be remeasured.

Credit Facilities

On June 15, 2018, the Company entered into a credit agreement with certain lenders which provided for a \$350.0 million term loan (the “Term Loan”) and a \$350.0 million revolving loan (the “Revolving Credit Facility”) and together with the Term Loan, the “Credit Facilities”). The Credit Facilities expire on June 15, 2023. Interest on the Credit Facilities is established using LIBOR plus 1.13% - 1.75%, depending on the Company’s leverage ratio. At April 2, 2022, \$284.4 million was outstanding under the Term Loan with an effective interest rate of 2.3%. At April 2, 2022, no borrowings were outstanding on the Revolving Credit Facility. The Company also had \$23.0 million of uncommitted operating lines of credit to fund its global operations under which there were no outstanding borrowings as of April 2, 2022.

Under the Credit Facilities, the Company is required to maintain a consolidated leverage ratio not to exceed 3.5:1.0 and a consolidated interest coverage ratio not to be less than 4.0:1.0 during periods when the Credit Facilities are outstanding.

In connection with the Cardiva acquisition, the Company and its lenders also agreed to increase the maximum consolidated leverage ratio the Company was required to maintain for the four consecutive quarters immediately following the closing of the Cardiva acquisition to 4.25:1.0 through the third quarter of fiscal 2022, after which the maximum consolidated leverage ratio the Company is required to maintain reverted to 3.5:1.0.

In addition, the Company is required to satisfy these covenants, on a pro forma basis, in connection with any new borrowings (including any letter of credit issuances) on the Revolving Credit Facility as of the time of such borrowings. The Consolidated Interest Coverage Ratio is calculated as the consolidated EBITDA divided by consolidated interest expense while the consolidated leverage ratio is calculated as consolidated total debt divided by consolidated EBITDA. Consolidated EBITDA includes EBITDA adjusted by non-recurring and unusual transactions specifically as defined in the Credit Facilities.

The Credit Facilities also contain usual and customary non-financial affirmative and negative covenants that include certain restrictions with respect to subsequent indebtedness, liens, loans and investments (including acquisitions), financial reporting obligations, mergers, consolidations, dissolutions or liquidation, asset sales, affiliate transactions, change of its business, capital expenditures, share repurchase and other restricted payments. These covenants are subject to exceptions and qualifications set forth in the credit agreement.

Any failure to comply with the financial and operating covenants of the Credit Facilities would prevent the Company from being able to borrow additional funds and would constitute a default, which could result in, among other things, the amounts outstanding including all accrued interest and unpaid fees, becoming immediately due and payable. In addition, the Credit Facilities include customary events of default, in certain cases subject to customary cure periods. As of April 2, 2022, the Company was in compliance with the covenants.

Commitment Fee

Pursuant to the Credit Facilities, the Company is required to pay, on the last day of each calendar quarter, a commitment fee on the unused portion of the Revolving Credit Facility. The commitment fee is subject to a pricing grid based on the Company’s consolidated leverage ratio. The commitment fee ranges from 0.150% to 0.275%. The current commitment fee on the undrawn portion of the Revolving Credit Facility is 0.275%.

HAEMONETICS CORPORATION AND SUBSIDIARIES
NOTES TO CONSOLIDATED FINANCIAL STATEMENTS — (Continued)

Debt Issuance Costs and Interest

Expenses associated with the issuance of the Term Loan were capitalized and are amortized to interest expense over the life of the term loan using the effective interest method. As of April 2, 2022, the \$284.4 million term loan balance was netted down by the \$0.3 million of remaining debt discount, resulting in a net note payable of \$284.1 million.

Interest expense was \$5.8 million, \$9.4 million and \$13.5 million for fiscal 2022, 2021 and 2020, respectively. Accrued interest associated with the outstanding debt is included as a component of other current liabilities in the accompanying consolidated balance sheets. As of both April 2, 2022 and April 3, 2021, the Company had an insignificant amount of accrued interest associated with the outstanding debt.

The aggregate amount of debt maturing during the next five fiscal years are as follows:

Fiscal year (In thousands)	
2023	\$ 214,375
2024	\$ 70,000
2025	\$ —
2026	\$ 500,000
2027	\$ —

14. FINANCIAL INSTRUMENTS AND FAIR VALUE MEASUREMENTS

The Company manufactures, markets and sells its products globally. For the fiscal year ended April 2, 2022, 35.6% of the Company's sales were generated outside the U.S. in local currencies. The Company also incurs certain manufacturing, marketing and selling costs in international markets in local currency.

Accordingly, earnings and cash flows are exposed to market risk from changes in foreign currency exchange rates relative to the U.S. Dollar, the Company's reporting currency. The Company has a program in place that is designed to mitigate the exposure to changes in foreign currency exchange rates. That program includes the use of derivative financial instruments to minimize, for a period of time, the impact on its financial results from changes in foreign exchange rates. The Company utilizes foreign currency forward contracts to hedge the anticipated cash flows from transactions denominated in foreign currencies, primarily the Japanese Yen and the Euro, and to a lesser extent the Swiss Franc, Australian Dollar, Chinese Yuan, and the Mexican Peso. This does not eliminate the impact of the volatility of foreign exchange rates. However, because the Company generally enters into forward contracts one year out, rates are fixed for a one-year period, thereby facilitating financial planning and resource allocation.

Designated Foreign Currency Hedge Contracts

All of the Company's designated foreign currency hedge contracts as of April 2, 2022 and April 3, 2021 were cash flow hedges under ASC 815, *Derivatives and Hedging* ("ASC 815"). The Company records the effective portion of any change in the fair value of designated foreign currency hedge contracts in other comprehensive income until the related third-party transaction occurs. Once the related third-party transaction occurs, the Company reclassifies the effective portion of any related gain or loss on the designated foreign currency hedge contracts to earnings. In the event the hedged forecasted transaction does not occur, or it becomes probable that it will not occur, the Company will reclassify the amount of any gain or loss on the related cash flow hedge to earnings at that time. The Company had designated foreign currency hedge contracts outstanding in the contract amount of \$67.3 million as of April 2, 2022 and \$56.0 million as of April 3, 2021. At April 2, 2022, a gain of \$2.8 million, net of tax, will be reclassified to earnings within the next twelve months. Substantially all currency cash flow hedges outstanding as of April 2, 2022 mature within twelve months.

HAEMONETICS CORPORATION AND SUBSIDIARIES
NOTES TO CONSOLIDATED FINANCIAL STATEMENTS — (Continued)

Non-Designated Foreign Currency Contracts

The Company manages its exposure to changes in foreign currency on a consolidated basis to take advantage of offsetting transactions and balances. It uses foreign currency forward contracts as a part of its strategy to manage exposure related to foreign currency denominated monetary assets and liabilities. These foreign currency forward contracts are entered into for periods consistent with currency transaction exposures, generally one month. They are not designated as cash flow or fair value hedges under ASC 815. These forward contracts are marked-to-market with changes in fair value recorded to earnings. The Company had non-designated foreign currency hedge contracts under ASC 815 outstanding in the contract amount of \$39.5 million as of April 2, 2022 and \$95.6 million as of April 3, 2021.

Interest Rate Swaps

On June 15, 2018, the Company entered into Credit Facilities which provided for a \$350 million Term Loan and a \$350 million Revolving Credit Facility. Under the terms of the Credit Facilities, interest is established using LIBOR plus 1.13% - 1.75%. As a result, the Company's earnings and cash flows are exposed to interest rate risk from changes to LIBOR. Part of the Company's interest rate risk management strategy includes the use of interest rate swaps to mitigate its exposure to changes in variable interest rates. The Company's objective in using interest rate swaps is to add stability to interest expense and to manage and reduce the risk inherent in interest rate fluctuations.

In August 2018, the Company entered into two interest rate swap agreements (the "Swaps") to pay an average fixed rate of 2.80% on a total notional value of \$241.9 million of debt. As a result of the interest rate swaps, 70% of the Term Loan exposed to interest rate risk from changes in LIBOR are fixed at a rate of 4.05%. The Swaps mature on June 15, 2023. As of April 2, 2022, the notional value was \$199.1 million. The Company designated the Swaps as cash flow hedges of variable interest rate risk associated with \$345.6 million of indebtedness. For fiscal 2022, the Company recorded a gain of \$7.5 million, net of tax, in accumulated other comprehensive loss to recognize the effective portion of the fair value of the Swaps that qualify as cash flow hedges.

Trade Receivables

In the ordinary course of business, the Company grants trade credit to its customers on normal credit terms. In an effort to reduce its credit risk, the Company (i) establishes credit limits for all customers, (ii) performs ongoing credit evaluations of customers' financial condition, (iii) monitors the payment history and aging of customers' receivables, and (iv) monitors open orders against an individual customer's outstanding receivable balance.

The Company's allowance for credit losses is maintained for trade accounts receivable based on the expected collectability, the historical collection experience, the length of time an account is outstanding, the financial position of the customer and information provided by credit rating services. Effective March 29, 2020, the Company adopted Update No. 2016-13, *Financial Instruments – Credit Losses (Topic 326)* which requires consideration of events or circumstances indicating historic collection rates may not be indicative of future collectability. For example, potential adverse changes to customer liquidity from new macroeconomic events such as the COVID-19 pandemic must be taken into consideration. To date, the Company has not experienced significant customer payment defaults, or identified other significant collectability concerns as a result of the pandemic.

The following is a rollforward of the allowance for credit losses:

(In thousands)	Twelve Months Ended		
	April 2, 2022	April 3, 2021	March 28, 2020
Beginning balance	\$ 2,226	\$ 3,824	\$ 3,937
Credit (gain) loss	359	(991)	365
Write-offs	(110)	(607)	(478)
Ending balance	\$ 2,475	\$ 2,226	\$ 3,824

HAEMONETICS CORPORATION AND SUBSIDIARIES

NOTES TO CONSOLIDATED FINANCIAL STATEMENTS — (Continued)

Fair Value of Derivative Instruments

The following table presents the effect of the Company's derivative instruments designated as cash flow hedges and those not designated as hedging instruments under ASC 815 in its consolidated statements of income and comprehensive income for the fiscal year ended April 2, 2022.

Derivative Instruments	Amount of Gain Recognized in Accumulated Other Comprehensive Loss	Amount of Gain (Loss) Reclassified from Accumulated Other Comprehensive Loss into Earnings	Location in Consolidated Statements of Income and Comprehensive Income	Amount of (Loss) Gain Excluded from Effectiveness Testing	Location in Consolidated Statements of Income and Comprehensive Income
<i>(In thousands)</i>					
Designated foreign currency hedge contracts, net of tax	\$ 2,750	\$ 2,401	Net revenues, COGS and SG&A	\$ (865)	Interest and other expense, net
Non-designated foreign currency hedge contracts	—	—		\$ 1,382	Interest and other expense, net
Designated interest rate swaps, net of tax	\$ 3,035	\$ (4,421)	Interest and other expense, net		

The Company did not have fair value hedges or net investment hedges outstanding as of April 2, 2022 or April 3, 2021. As of April 2, 2022, no material deferred taxes were recognized for designated foreign currency hedges.

ASC 815 requires all derivative instruments to be recognized at their fair values as either assets or liabilities on the balance sheet. The Company determines the fair value of its derivative instruments using the framework prescribed by ASC 820, *Fair Value Measurements and Disclosures*, by considering the estimated amount it would receive or pay to sell or transfer these instruments at the reporting date and by taking into account current interest rates, currency exchange rates, current interest rate curves, interest rate volatilities, the creditworthiness of the counterparty for assets, and its creditworthiness for liabilities. In certain instances, the Company may utilize financial models to measure fair value. Generally, the Company uses inputs that include quoted prices for similar assets or liabilities in active markets; quoted prices for identical or similar assets or liabilities in markets that are not active; other observable inputs for the asset or liability; and inputs derived principally from, or corroborated by, observable market data by correlation or other means. As of April 2, 2022, the Company has classified its derivative assets and liabilities within Level 2 of the fair value hierarchy prescribed by ASC 815, as discussed below, because these observable inputs are available for substantially the full term of its derivative instruments.

HAEMONETICS CORPORATION AND SUBSIDIARIES
NOTES TO CONSOLIDATED FINANCIAL STATEMENTS — (Continued)

The following tables present the fair value of the Company's derivative instruments as they appear in its consolidated balance sheets as of April 2, 2022 and April 3, 2021:

(In thousands)	Location in Balance Sheet	As of April 2, 2022	As of April 3, 2021
Derivative Assets:			
Designated foreign currency hedge contracts	Other current assets	\$ 3,133	\$ 2,061
Non-designated foreign currency hedge contracts	Other current assets	99	104
		\$ 3,232	\$ 2,165
Derivative Liabilities:			
Designated foreign currency hedge contracts	Other current liabilities	\$ 56	\$ 454
Non-designated foreign currency hedge contracts	Other current liabilities	25	349
Designated interest rate swaps	Other current liabilities	1,813	5,550
Designated interest rate swaps	Other long-term liabilities	—	4,301
		\$ 1,894	\$ 10,654

Other Fair Value Measurements

Fair value is defined as the exit price that would be received from the sale of an asset or paid to transfer a liability, using assumptions that market participants would use in pricing an asset or liability. The fair value guidance establishes the following three-level hierarchy used for measuring fair value:

- Level 1 — Inputs to the valuation methodology are quoted market prices for identical assets or liabilities.
- Level 2 — Inputs to the valuation methodology are other observable inputs, including quoted market prices for similar assets or liabilities and market-corroborated inputs.
- Level 3 — Inputs to the valuation methodology are unobservable inputs based on management's best estimate of inputs market participants would use in pricing the asset or liability at the measurement date, including assumptions about risk.

The Company's money market funds carried at fair value are classified within Level 1 of the fair value hierarchy because they are valued using quoted market prices.

HAEMONETICS CORPORATION AND SUBSIDIARIES
NOTES TO CONSOLIDATED FINANCIAL STATEMENTS — (Continued)

Fair Value Measured on a Recurring Basis

Financial assets and financial liabilities measured at fair value on a recurring basis consist of the following as of April 2, 2022 and April 3, 2021.

(In thousands)	As of April 2, 2022			
	Level 1	Level 2	Level 3	Total
Assets				
Money market funds	\$ 97,425	\$ —	\$ —	\$ 97,425
Designated foreign currency hedge contracts	—	3,133	—	3,133
Non-designated foreign currency hedge contracts	—	99	—	99
	<u>\$ 97,425</u>	<u>\$ 3,232</u>	<u>\$ —</u>	<u>\$ 100,657</u>
Liabilities				
Designated foreign currency hedge contracts	\$ —	\$ 56	\$ —	\$ 56
Non-designated foreign currency hedge contracts	—	25	—	25
Designated interest rate swaps	—	1,813	—	1,813
Contingent consideration	—	—	33,675	33,675
	<u>\$ —</u>	<u>\$ 1,894</u>	<u>\$ 33,675</u>	<u>\$ 35,569</u>
As of April 3, 2021				
	Level 1	Level 2	Level 3	Total
Assets				
Money market funds	\$ 49,699	\$ —	\$ —	\$ 49,699
Designated foreign currency hedge contracts	—	2,061	—	2,061
Non-designated foreign currency hedge contracts	—	104	—	104
	<u>\$ 49,699</u>	<u>\$ 2,165</u>	<u>\$ —</u>	<u>\$ 51,864</u>
Liabilities				
Designated foreign currency hedge contracts	\$ —	\$ 454	\$ —	\$ 454
Non-designated foreign currency hedge contracts	—	349	—	349
Designated interest rate swaps	—	9,851	—	9,851
Contingent consideration	—	—	28,733	28,733
	<u>\$ —</u>	<u>\$ 10,654</u>	<u>\$ 28,733</u>	<u>\$ 39,387</u>

Foreign currency hedge contracts - The fair value of foreign currency hedge contracts was measured using significant other observable inputs and valued by reference to over-the-counter quoted market prices for similar instruments. The Company does not believe that the fair value of these derivative instruments differs significantly from the amount that could be realized upon settlement or maturity, or that the changes in fair value will have a significant effect on its results of operations, financial condition or cash flows.

Interest rate swaps - The fair values of interest rate swaps are measured using the present value of expected future cash flows using market-based observable inputs, including credit risk and interest rate yield curves. The Company does not believe that the fair values of these derivative instruments differ significantly from the amounts that could be realized upon settlement or maturity, or that the changes in fair value will have a significant effect on its results of operations, financial condition or cash flows.

Contingent consideration - The fair value of contingent consideration liabilities is based on significant unobservable inputs, including management estimates and assumptions, and is measured based on the probability-weighted present value of the payments expected to be made. Accordingly, the fair value of contingent consideration has been classified as level 3 within the fair value hierarchy. The recurring level 3 fair value measurements of contingent consideration liabilities include the following significant unobservable inputs:

HAEMONETICS CORPORATION AND SUBSIDIARIES
NOTES TO CONSOLIDATED FINANCIAL STATEMENTS — (Continued)

<i>(In thousands)</i>	Fair Value at April 2, 2022	Valuation Technique	Unobservable Input	Range
Revenue-based payments	\$ 30,209	Discounted cash flow	Discount rate	2.2%
			Projected fiscal year of payment	2023
Revenue-based payments	\$ 1,725	Discounted cash flow	Discount rate	8.5%
			Projected fiscal year of payment	2023 - 2024
			Discount rate	4.9%
Regulatory-based payment	\$ 1,741	Discounted cash flow	Probability of payment	0% - 100%
			Projected fiscal year of payment	2024

During the fiscal year ended April 2, 2022, the Company increased the fair value of the contingent consideration related to the acquisition of Cardiva by \$10.7 million, which was recorded as selling, general and administrative expenses its consolidated statement of income. The fair value of contingent consideration associated with acquisitions was \$33.7 million at April 2, 2022. As of April 2, 2022, \$31.2 million was included in other liabilities and \$2.5 million was included in other long-term liabilities on the consolidated balance sheet.

A reconciliation of the change in the fair value of contingent consideration is included in the following table:

<i>(In thousands)</i>	
Balance at April 3, 2021	\$ 28,733
Change in fair value	10,461
Payments	(5,158)
Currency translation	(361)
Balance at April 2, 2022	\$ 33,675

Other Fair Value Disclosures

The fair value of the 2026 Notes as of April 2, 2022 was \$420.6 million, which was determined based on the quoted price for the 2026 Notes in an inactive market on the last trading day of the reporting period and is considered as level 2 in the fair value hierarchy. In estimating the risk adjusted yield, the Company utilized both an income and market approach. For the income approach, the Company used a convertible bond pricing model, which included several assumptions including volatility and the risk-free rate. For the market approach, the Company performed an evaluation of issuances of debt securities issued by other comparable companies and broader market indices.

The Term Loan (which is carried at amortized cost), accounts receivable and accounts payable approximate fair value.

15. RETIREMENT PLANS

Defined Contribution Plans

The Company has a Savings Plus Plan (the "401k Plan") that is a 401(k) plan that allows its U.S. employees to accumulate savings on a pre-tax basis. In addition, matching contributions are made to the 401k Plan based upon pre-established rates. The Company's matching contributions amounted to approximately \$6.3 million, \$4.9 million and \$4.7 million in fiscal 2022, 2021 and 2020, respectively. Upon the Company's Board of Directors' approval, additional discretionary contributions can also be made. No discretionary contributions were made for the 401k Plan in fiscal 2022, 2021, or 2020.

Some of the Company's subsidiaries also have defined contribution plans, to which both the employee and the employer make contributions. The employer contributions to these plans totaled \$0.6 million, \$0.7 million and \$0.6 million in fiscal 2022, 2021 and 2020, respectively.

HAEMONETICS CORPORATION AND SUBSIDIARIES
NOTES TO CONSOLIDATED FINANCIAL STATEMENTS — (Continued)

Defined Benefit Plans

ASC Topic 715, *Compensation — Retirement Benefits*, requires an employer to: (a) recognize in its statement of financial position an asset for a plan's over-funded status or a liability for a plan's under-funded status; (b) measure a plan's assets and its obligations that determine its funded status as of the end of the employer's fiscal year (with limited exceptions); and (c) recognize changes in the funded status of a defined benefit post retirement plan in the year in which the changes occur. Accordingly, the Company is required to report changes in its funded status in comprehensive loss on its consolidated statement of stockholders' equity and consolidated statement of comprehensive income.

Benefits under these plans are generally based on either career average or final average salaries and creditable years of service as defined in the plans. The annual cost for these plans is determined using the projected unit credit actuarial cost method that includes actuarial assumptions and estimates that are subject to change.

Some of the Company's foreign subsidiaries have defined benefit pension plans covering substantially all full time employees at those subsidiaries. Net periodic benefit costs for the plans in the aggregate include the following components:

<i>(In thousands)</i>	2022	2021	2020
Service cost	\$ 1,714	\$ 1,861	\$ 1,829
Interest cost on benefit obligation	242	279	301
Expected return on plan assets	(88)	(66)	(178)
Actuarial loss	189	119	129
Amortization of unrecognized prior service cost	(175)	(123)	(98)
Plan settlements	(184)	—	(239)
Totals	\$ 1,698	\$ 2,070	\$ 1,744

HAEMONETICS CORPORATION AND SUBSIDIARIES
NOTES TO CONSOLIDATED FINANCIAL STATEMENTS — (Continued)

The activity under those defined benefit plans are as follows:

<i>(In thousands)</i>	April 2, 2022	April 3, 2021
Change in Benefit Obligation:		
Benefit Obligation, beginning of year	\$ (31,891)	\$ (28,370)
Service cost	(1,714)	(1,861)
Interest cost	(242)	(279)
Benefits paid	928	1,990
Actuarial gain (loss)	3,208	(1,249)
Employee and plan participants contribution	(2,093)	(1,084)
Plan settlements	1,367	525
Foreign currency changes	27	(1,563)
Benefit obligation, end of year	\$ (30,410)	\$ (31,891)
Change in Plan Assets:		
Fair value of plan assets, beginning of year	\$ 16,142	\$ 15,287
Company contributions	1,432	1,224
Benefits paid	(719)	(1,822)
(Loss) gain on plan assets	(108)	219
Employee and plan participants contribution	2,077	1,064
Plan settlements	(1,356)	—
Foreign currency changes	(21)	170
Fair value of plan assets, end of year	\$ 17,447	\$ 16,142
Funded Status*	\$ (12,963)	\$ (15,749)
Unrecognized net actuarial (gain) loss	(236)	2,948
Unrecognized prior service cost	(1,099)	(1,248)
Net amount recognized	\$ (14,298)	\$ (14,049)

* Substantially all of the unfunded status is non-current

One of the benefit plans is funded by benefit payments made by the Company through the purchase of reinsurance contracts that do not qualify as plan assets under ASC Topic 715. Accordingly, that plan has no assets included in the information presented above. The total asset value associated with the reinsurance contracts was \$6.8 million and \$7.0 million at April 2, 2022 and April 3, 2021, respectively. The total liability for this plan, which is included in the table above, was \$9.6 million and \$11.1 million as of April 2, 2022 and April 3, 2021, respectively.

The accumulated benefit obligation for all plans was \$28.4 million and \$30.6 million for fiscal 2022 and 2021, respectively. There were no plans where the plan assets were greater than the accumulated benefit obligation as of April 2, 2022 and April 3, 2021.

HAEMONETICS CORPORATION AND SUBSIDIARIES
NOTES TO CONSOLIDATED FINANCIAL STATEMENTS — (Continued)

The components of the change recorded in the Company's accumulated other comprehensive loss related to its defined benefit plans, net of tax, are as follows (in thousands):

Balance as of March 30, 2019	\$	(527)
Actuarial gain		614
Prior service cost		(87)
Plan settlements		(209)
Balance as of March 28, 2020	\$	(209)
Actuarial loss		(221)
Prior service cost		(130)
Plan settlements		—
Balance as of April 3, 2021	\$	(560)
Actuarial gain		2,532
Prior service cost		(194)
Plan settlements		(159)
Balance as of April 2, 2022	\$	1,619

The Company expects to amortize \$0.3 million from accumulated other comprehensive loss to net periodic benefit cost during fiscal 2023.

The weighted average rates used to determine the net periodic benefit costs and projected benefit obligations were as follows:

	2022	2021	2020
Discount rate	1.38 %	0.58 %	0.82 %
Rate of increased salary levels	1.81 %	1.64 %	1.74 %
Expected long-term rate of return on assets	0.69 %	0.42 %	0.31 %

Assumptions for expected long-term rate of return on plan assets are based upon actual historical returns, future expectations of returns for each asset class and the effect of periodic target asset allocation rebalancing. The results are adjusted for the payment of reasonable expenses of the plan from plan assets.

The Company has no other material obligation for post-retirement or post-employment benefits.

The Company's investment policy for pension plans is to balance risk and return through a diversified portfolio to reduce interest rate and market risk. Maturities are managed so that sufficient liquidity exists to meet immediate and future benefit payment requirements.

ASC Topic 820, *Fair Value Measurements and Disclosures*, provides guidance for reporting and measuring the plan assets of the Company's defined benefit pension plan at fair value as of April 2, 2022. Using the same three-level valuation hierarchy for disclosure of fair value measurements as described in Note 14, *Financial Instruments and Fair Value Measurements*, all of the assets of the Company's plan are classified within Level 2 of the fair value hierarchy because the plan assets are primarily insurance contracts.

Expected benefit payments for both plans are estimated using the same assumptions used in determining the Company's benefit obligation at April 2, 2022. Benefit payments will depend on future employment and compensation levels, average years employed and average life spans, among other factors, and changes in any of these factors could significantly affect these estimated future benefit payments. Estimated future benefit payments are as follows:

HAEMONETICS CORPORATION AND SUBSIDIARIES
NOTES TO CONSOLIDATED FINANCIAL STATEMENTS — (Continued)

(In thousands)

Fiscal 2023	\$	1,328
Fiscal 2024		1,426
Fiscal 2025		1,326
Fiscal 2026		1,429
Fiscal 2027		1,384
Fiscal 2028-2032		9,867

The Company's contributions for fiscal 2023 are expected to be consistent with the current year.

16. COMMITMENTS AND CONTINGENCIES

The Company is a party to various legal proceedings and claims arising out of the ordinary course of its business. The Company believes that except for those matters described below, there are no other proceedings or claims pending against it the ultimate resolution of which could have a material adverse effect on its financial condition or results of operations. At each reporting period, management evaluates whether or not a potential loss amount or a potential range of loss is probable and reasonably estimable under ASC 450, *Contingencies*, for all matters. Legal costs are expensed as incurred.

During the third quarter of fiscal 2021, the Company received a subpoena from the U.S. Attorney's Office for the District of Massachusetts. The subpoena requests certain documents regarding the Company's apheresis and autotransfusion devices and disposables, including documents relating to product complaints and adverse event reporting, regulatory clearances and product design changes, among other matters. The Company is fully cooperating with this inquiry.

In the fourth quarter of fiscal 2021, a putative class action complaint was filed against the Company in the Circuit Court of Cook County, Illinois by Mary Crumpton, on behalf of herself and similarly situated individuals. See *Mary Crumpton v. Haemonetics Corporation*, Case No. 1:21-cv-1402. In her complaint, the plaintiff asserts that between June 2017 and August 2018 she donated plasma at a center operated by one of the Company's customers, that the center required her to scan her finger print in a scanner that stored her finger print to identify her prior to plasma donation, and that the Company's eQue donor management software sent her biometric information to a Company-owned server to be collected and stored in a manner that violated her rights under the Illinois Biometric Information Privacy Act ("BIPA"). The plaintiff seeks statutory damages, attorneys' fees, and injunctive and equitable relief. In March 2021, the Company moved to dismiss the complaint for lack of personal jurisdiction and concurrently filed a motion to dismiss for failure to state a claim and a motion to stay. In late March 2022, the court denied the Company's motion to dismiss for lack of personal jurisdiction but did not address the merits of the Company's other positions. The Company believes the allegations in this lawsuit are without merit and will defend vigorously against them. The case is still in an early stage and the Company cannot reasonably estimate a range of potential loss and expense at this time.

17. CAPITAL STOCK

Stock Plans

On July 25, 2019 (the "Effective Date"), the Haemonetics Corporation 2019 Long-Term Incentive Compensation Plan (the "2019 Equity Plan") was approved and became effective. The 2019 Equity Plan permits the award of incentive stock options, non-qualified stock options, stock appreciation rights ("SARs"), restricted stock, restricted stock units (including performance-based restricted stock units) and other awards to the Company's key employees, non-employee directors and certain consultants and advisors of the Company and its subsidiaries. The 2019 Equity Plan is administered by the Compensation Committee of the Board of Directors (the "Committee"), which consists of three independent members of the Company's Board of Directors, and is the successor to the Haemonetics Corporation 2005 Long-Term Incentive Compensation Plan, as amended (the "2005 Equity Plan").

Upon the Effective Date, no further awards were granted under the 2005 Equity Plan; however, each outstanding award under the 2005 Equity Plan will remain outstanding under that plan and continue to be governed under its terms and any applicable award agreement. The maximum number of shares available for award under 2019 Equity Plan is 5,759,433, which consists of 2,700,000 shares of common stock authorized for issuance under the 2019 Equity Plan plus 3,059,433 shares of common stock reserved for issuance under the 2005 Equity Plan that remained available for grant under the 2005 Plan as of the Effective Date.

HAEMONETICS CORPORATION AND SUBSIDIARIES
NOTES TO CONSOLIDATED FINANCIAL STATEMENTS — (Continued)

Under the 2019 Equity Plan, any shares that are subject to the award of stock options or SARs will be counted against the authorized share reserve as one share for every one share issued and any shares that are subject to awards other than stock options, SARs or cash awards will be counted against the authorized share reserve as 2.76 shares for every one share granted. Shares of common stock subject to outstanding grants under the 2005 Equity Plan as of the Effective Date that terminate, expire, or are otherwise canceled without having been exercised will be added to the share reserve at the applicable 2019 Equity Plan ratios. The total shares available for future grant as of April 2, 2022 were 3,928,160.

Share-Based Compensation

Compensation cost related to share-based transactions is recognized in the consolidated financial statements based on fair value. The total amount of share-based compensation expense, which is recorded on a straight line basis, is as follows:

(In thousands)	2022	2021	2020
Selling, general and administrative expenses	\$20,694	\$22,888	\$18,022
Research and development	2,537	1,874	1,210
Cost of goods sold	1,128	754	1,222
	<u>\$24,359</u>	<u>\$25,516</u>	<u>\$20,454</u>

Stock Options

Options are granted to purchase common stock at prices as determined by the Committee, but in no event shall such exercise price be less than the fair market value of the common stock at the time of the grant. Options generally vest in equal installments over a four year period for employees and one year from grant for non-employee directors. Options expire not more than 7 years from the date of the grant. The grant-date fair value of options, adjusted for estimated forfeitures, is recognized as expense on a straight line basis over the requisite service period, which is generally the vesting period. Forfeitures are estimated based on historical experience.

A summary of stock option activity for the fiscal year ended April 2, 2022 is as follows:

	Options Outstanding	Weighted Average Exercise Price per Share	Weighted Average Remaining Life (years)	Aggregate Intrinsic Value (\$000's)
Outstanding at April 3, 2021	960,687	\$ 70.29	4.04	\$ 40,179
Granted	310,302	56.70		
Exercised	(76,648)	38.24		
Forfeited/Canceled	(137,703)	83.71		
Outstanding at April 2, 2022	<u>1,056,638</u>	<u>\$ 66.87</u>	<u>3.79</u>	<u>\$ 12,423</u>
Exercisable at April 2, 2022	561,114	\$ 57.84	2.41	\$ 10,505
Vested or expected to vest at April 2, 2022	970,200	\$ 66.47	2.77	\$ 12,002

The total intrinsic value of options exercised was \$1.7 million, \$8.2 million and \$18.1 million during fiscal 2022, 2021 and 2020, respectively.

As of April 2, 2022, there was \$8.5 million of total unrecognized compensation cost related to non-vested stock options. This cost is expected to be recognized over a weighted average period of 2.5 years.

The fair value was estimated using the Black-Scholes option-pricing model based on the closing stock price at the grant date and the weighted average assumptions specific to the underlying options. Expected volatility assumptions are based on the historical volatility of the Company's common stock over the expected term of the option. The risk-free interest rate was selected based upon yields of U.S. Treasury issues with a term equal to the expected life of the option being valued. The expected life of the option was estimated with reference to historical exercise patterns, the contractual term of the option and the vesting period.

HAEMONETICS CORPORATION AND SUBSIDIARIES
NOTES TO CONSOLIDATED FINANCIAL STATEMENTS — (Continued)

The assumptions utilized for option grants during the periods presented are as follows:

	2022	2021	2020
Volatility	41.9 %	33.5 %	28.2 %
Expected life (years)	4.9	4.9	4.9
Risk-free interest rate	0.8 %	0.4 %	2.5 %
Dividend yield	0.0 %	0.0 %	0.0 %
Grant-date fair value per Option	\$ 20.97	\$ 30.53	\$ 28.25

Restricted Stock Units

Restricted Stock Units ("RSUs") generally vest in equal installments over a four year period for employees and one year from grant for non-employee directors. The grant-date fair value of RSUs, adjusted for estimated forfeitures, is recognized as expense on a straight-line basis over the requisite service period, which is generally the vesting period. The fair market value of RSUs is determined based on the market value of the Company's shares on the date of grant.

A summary of RSU activity for the fiscal year ended April 2, 2022 is as follows:

	Shares	Weighted Average Grant Date Fair Value
Unvested at April 3, 2021	248,463	\$ 91.25
Granted	316,985	56.96
Vested	(115,045)	79.60
Forfeited	(63,867)	74.96
Unvested at April 2, 2022	386,536	\$ 69.27

The weighted-average grant-date fair value of RSUs granted and total fair value of RSUs vested are as follows:

	2022	2021	2020
Grant-date fair value per RSU	\$ 56.96	\$ 102.19	\$ 102.32
Fair value of RSUs vested	\$ 79.60	\$ 66.87	\$ 54.58

As of April 2, 2022, there was \$17.6 million of total unrecognized compensation cost related to non-vested restricted stock units. This cost is expected to be recognized over a weighted average period of 2.2 years.

Performance Share Units

The grant date fair value of Performance Share Units ("PSUs"), adjusted for estimated forfeitures, is recognized as expense on a straight line basis from the grant date through the end of the performance period. The value of these PSUs is generally based on relative total shareholder return which equals total shareholder return for the Company as compared with total shareholder return of the PSU comparison group, measured over a three year performance period. The PSUs comparison group consists of the Standard and Poor's ("S&P") MidCap 400 Index. Depending on the Company's relative performance during the performance period, a recipient of the award is entitled to receive a number of ordinary shares equal to a percentage, ranging from 0% to 200%, of the award granted. If the Company's total shareholder return for the performance period is negative, then any share payout will be capped at 100% of the target award, regardless of the Company's performance relative to the its comparison group. As a result, the Company may issue up to 565,892 shares related to outstanding performance based awards.

HAEMONETICS CORPORATION AND SUBSIDIARIES
NOTES TO CONSOLIDATED FINANCIAL STATEMENTS — (Continued)

A summary of PSU activity for the fiscal year ended April 2, 2022 is as follows:

	Shares	Weighted Average Grant Date Fair Value
Unvested at April 3, 2021	240,891	\$ 129.24
Granted ⁽¹⁾	106,069	72.52
Vested		
Forfeited	(64,014)	107.04
Unvested at April 2, 2022	282,946	\$ 102.17

⁽¹⁾ Includes the adjustment of 70,672 shares for awards granted in fiscal 2019, based on actual relative total shareholder return of 0%

The Company uses the Monte Carlo model to estimate the probability of satisfying the performance criteria and the resulting fair value of PSU awards with market conditions. The assumptions used in the Monte Carlo model for PSUs granted during each fiscal year were as follows:

	2022	2021	2020
Expected stock price volatility	49.23 %	36.79 %	28.64 %
Peer group stock price volatility	45.75 %	42.31 %	29.77 %
Correlation of returns	65.06 %	65.12 %	50.30 %

The weighted-average grant-date fair value of PSUs granted and total fair value of PSUs vested are as follows:

	2022	2021	2019
Grant-date fair value per PSU	\$ 72.52	\$ 123.92	\$ 146.93
Fair value of PSUs vested	\$ —	\$ 47.43	\$ 34.78

As of April 2, 2022; there was \$14.0 million of total unrecognized compensation cost related to non-vested performance share units. This cost is expected to be recognized over a weighted average period of 1.6 years.

Employee Stock Purchase Plan

The Company has an Employee Stock Purchase Plan (the "Purchase Plan") under which a maximum of 3,200,000 shares (subject to adjustment for stock splits and similar changes) of common stock may be purchased by eligible employees. Substantially all of its full-time employees are eligible to participate in the Purchase Plan.

The Purchase Plan provides for two "purchase periods" within each of its fiscal years, the first commencing on November 1 of each year and continuing through April 30 of the next calendar year, and the second commencing on May 1 of each year and continuing through October 31 of such year. Shares are purchased through an accumulation of payroll deductions (of not less than 2% or more than 15% of compensation, as defined) for the number of whole shares determined by dividing the balance in the employee's account on the last day of the purchase period by the purchase price per share for the stock determined under the Purchase Plan. The purchase price for shares is the lower of 85% of the fair market value of the common stock at the beginning of the purchase period, or 85% of such value at the end of the purchase period.

The fair values of shares purchased under the Employee Stock Purchase Plan are estimated using the Black-Scholes single option-pricing model with the following weighted average assumptions:

	2022	2021	2020
Volatility	55.6 %	49.8 %	34.7 %
Expected life (months)	6	6	6
Risk-free interest rate	0.1 %	0.1 %	2.0 %
Dividend Yield	0.0 %	0.0 %	0.0 %

The weighted average grant date fair value of the six-month option inherent in the Purchase Plan was approximately \$20.77, \$30.77 and \$27.11 during fiscal 2022, 2021 and 2020, respectively.

HAEMONETICS CORPORATION AND SUBSIDIARIES
NOTES TO CONSOLIDATED FINANCIAL STATEMENTS — (Continued)

18. SEGMENT AND ENTERPRISE-WIDE INFORMATION

The Company determines its reportable segments by first identifying its operating segments, and then by assessing whether any components of these segments constitute a business for which discrete financial information is available and where segment management regularly reviews the operating results of that component. The Company's reporting structure aligns with its operating structure of three global business units and the information that is regularly reviewed by the Company's chief operating decision maker.

The Company's reportable and operating segments are as follows:

- Plasma
- Blood Center
- Hospital

Management measures and evaluates the operating segments based on operating income. Management excludes certain corporate expenses from segment operating income. In addition, certain amounts that management considers to be non-recurring or non-operational are excluded from segment operating income because management evaluates the operating results of the segments excluding such items. These items include integration and transaction costs, deal amortization, restructuring and restructuring related costs, impairments, accelerated device depreciation and related costs, costs related to compliance with the European Union Medical Device Regulation ("MDR") and In Vitro Diagnostic Regulation ("IVDR"), unusual or infrequent and material litigation-related charges and gains and losses on dispositions and sale of assets. Although these amounts are excluded from segment operating income, as applicable, they are included in the reconciliations that follow. Management measures and evaluates the Company's net revenues and operating income using internally derived standard currency exchange rates that remain constant from year to year; therefore, segment information is presented on this basis.

Selected information by reportable segment is presented below:

<i>(In thousands)</i>	2022	2021	2020
Net revenues			
Plasma	\$ 351,945	\$ 333,334	\$ 460,637
Blood Center	294,541	307,370	325,661
Hospital	321,580	210,606	194,604
Net revenues by business unit	968,066	851,310	980,902
Service ⁽¹⁾	20,811	20,758	19,830
Effect of exchange rates	4,319	(1,605)	(12,253)
Net revenues	\$ 993,196	\$ 870,463	\$ 988,479

⁽¹⁾ Reflects revenue for service, maintenance and parts.

HAEMONETICS CORPORATION AND SUBSIDIARIES
NOTES TO CONSOLIDATED FINANCIAL STATEMENTS — (Continued)

(In thousands)	2022	2021	2020
Segment operating income			
Plasma	\$ 183,131	\$ 172,463	\$ 225,351
Blood Center	136,691	141,962	159,802
Hospital	129,783	84,066	80,669
Segment operating income	449,605	398,491	465,822
Corporate expenses ⁽¹⁾	(281,476)	(256,751)	(255,727)
Effect of exchange rates	18,993	12,830	7,920
Deal amortization	(47,414)	(32,830)	(25,746)
Impairment of assets and PCS2 related charges	(5,732)	(25,696)	(75,750)
Integration and transaction costs	(21,604)	(18,421)	(568)
Restructuring and restructuring related costs	(28,824)	(15,661)	(19,878)
MDR and IVDR costs	(11,033)	(4,130)	(1,506)
Litigation-related charges	(1,368)	(897)	701
Gains on divestitures and sale of assets	9,603	32,812	8,083
Operating income	\$ 80,750	\$ 89,747	\$ 103,351

⁽¹⁾ Reflects shared service expenses including quality and regulatory, customer and field service, research and development, manufacturing and supply chain, as well as other corporate support functions.

(In thousands)	2022	2021	2020
Depreciation and amortization			
Plasma	\$ 28,314	\$ 24,093	\$ 63,347
Blood Center	32,489	39,672	38,429
Hospital	36,944	20,522	8,513
Total depreciation and amortization (excluding impairment charges)	\$ 97,747	\$ 84,287	\$ 110,289

(In thousands)	April 2, 2022	April 3, 2021
Long-lived assets ⁽¹⁾		
Plasma	\$ 129,241	\$ 105,599
Blood Center	82,714	83,225
Hospital	46,527	28,735
Total long-lived assets	\$ 258,482	\$ 217,559

⁽¹⁾ Long-lived assets are comprised of property, plant and equipment.

Selected information by operating regions is presented below:

(In thousands)	April 2, 2022	April 3, 2021
Long-lived assets ⁽¹⁾		
United States	\$ 200,927	\$ 159,749
Japan	1,096	1,515
Europe	11,989	10,384
Asia	28,132	30,588
Other	16,338	15,323
Total long-lived assets	\$ 258,482	\$ 217,559

⁽¹⁾ Long-lived assets are comprised of property, plant and equipment.

HAEMONETICS CORPORATION AND SUBSIDIARIES
NOTES TO CONSOLIDATED FINANCIAL STATEMENTS — (Continued)

<i>(In thousands)</i>	2022	2021	2020
United States	\$ 639,322	\$ 522,607	\$ 646,204
Japan	75,562	77,676	72,218
Europe	163,520	159,077	153,347
Asia	110,802	105,820	109,295
Other	3,990	5,283	7,415
Net revenues	\$ 993,196	\$ 870,463	\$ 988,479

Management reviews revenue based on the reportable segments noted above. Although these reportable segments are primarily product-based, they differ from the Company's product line revenues for Plasma products and services and Blood Center products and services. Specifically, the Blood Center reportable segment includes plasma products utilized for collection in blood centers primarily for transfusion purposes. Additionally, product line revenues also include service revenues which are excluded from the reportable segments.

Net revenues by product line are as follows:

<i>(In thousands)</i>	2022	2021	2020
Plasma products and services	427,611	414,266	537,231
Blood Center products and services	236,158	239,614	252,829
Hospital products and services	329,427	216,583	198,419
Net revenues	\$ 993,196	\$ 870,463	\$ 988,479

19. ACCUMULATED OTHER COMPREHENSIVE LOSS

The following is a roll-forward of the components of accumulated other comprehensive loss, net of tax, for the years ended April 2, 2022 and April 3, 2021:

<i>(In thousands)</i>	Foreign currency	Defined benefit plans	Net Unrealized Gain (Loss) on Derivatives	Total
Balance, March 28, 2020	\$ (31,100)	\$ (209)	\$ (13,826)	\$ (45,135)
Other comprehensive income (loss) before reclassifications	9,572	(379)	(489)	8,704
Amounts reclassified from accumulated other comprehensive gain ⁽¹⁾	—	28	6,856	6,884
Net current period other comprehensive income (loss)	9,572	(351)	6,367	15,588
Balance, April 3, 2021	\$ (21,528)	\$ (560)	\$ (7,459)	\$ (29,547)
Other comprehensive income (loss) before reclassifications	(6,391)	2,179	5,785	1,573
Amounts reclassified from accumulated other comprehensive gain ⁽¹⁾	—	—	2,020	2,020
Net current period other comprehensive income (loss)	(6,391)	2,179	7,805	3,593
Balance, April 2, 2022	\$ (27,919)	\$ 1,619	\$ 346	\$ (25,954)

⁽¹⁾ Presented net of income taxes, the amounts of which are insignificant.

ITEM 9. CHANGES IN AND DISAGREEMENTS WITH ACCOUNTANTS ON ACCOUNTING AND FINANCIAL DISCLOSURE

None.

ITEM 9A. CONTROLS AND PROCEDURES

Evaluation of Disclosure Controls and Procedures

As of the end of the period covered by this report, we conducted an evaluation under the supervision and with the participation of our management, including our Chief Executive Officer and Chief Financial Officer (our principal executive officer and principal financial officer, respectively) regarding the effectiveness of the design and operation of our disclosure controls and procedures as defined in Rule 13a-15 of the Securities Exchange Act of 1934 (the "Exchange Act"). Based upon that evaluation, the Chief Executive Officer and Chief Financial Officer concluded that, as of that date, our disclosure controls and procedures were effective.

Reports on Internal Control

Management's Annual Report on Internal Control over Financial Reporting

The management of the Company is responsible for establishing and maintaining adequate internal control over financial reporting, as such term is defined in Exchange Act Rules 13a-15(f) and 15d-15(f). The Company's internal control system was designed to provide reasonable assurance to the Company's management and Board of Directors regarding the preparation and fair presentation of published financial statements.

Because of its inherent limitations, internal control over financial reporting may not prevent or detect misstatements. Also, projections of any evaluation of effectiveness to future periods are subject to the risk that controls become inadequate because of changes in conditions, or that the degree of compliance with the policies or procedures may deteriorate.

The Company's management assessed the effectiveness of its internal control over financial reporting as of April 2, 2022. In making this assessment, the management used the criteria set forth by the Committee of Sponsoring Organizations of the Treadway Commission (COSO) in Internal Control-Integrated Framework (2013 framework). Based on our assessment, the Company's management believes that its internal controls over financial reporting were effective as of April 2, 2022.

Ernst & Young, LLP, an independent registered public accounting firm, has issued an attestation report on the effectiveness of our internal control over financial reporting. This report, in which they expressed an unqualified opinion, is included below.

Changes in Internal Controls

There have been no changes in our internal control over financial reporting during the quarter ended April 2, 2022 that have materially affected, or are likely to materially affect, our internal control over financial reporting.

Report of Independent Registered Public Accounting Firm

To the Stockholders and Board of Directors of Haemonetics Corporation

Opinion on Internal Control over Financial Reporting

We have audited Haemonetics Corporation and subsidiaries' internal control over financial reporting as of April 2, 2022, based on criteria established in Internal Control—Integrated Framework issued by the Committee of Sponsoring Organizations of the Treadway Commission (2013 framework) (the COSO criteria). In our opinion, Haemonetics Corporation and subsidiaries (the Company) maintained, in all material respects, effective internal control over financial reporting as of April 2, 2022, based on the COSO criteria.

We also have audited, in accordance with the standards of the Public Company Accounting Oversight Board (United States) (PCAOB), the 2022 consolidated financial statements of the Company and our report dated May 25, 2022 expressed an unqualified opinion thereon.

Basis for Opinion

The Company's management is responsible for maintaining effective internal control over financial reporting and for its assessment of the effectiveness of internal control over financial reporting included in the accompanying Management's Annual Report on Internal Control over Financial Reporting. Our responsibility is to express an opinion on the Company's internal control over financial reporting based on our audit. We are a public accounting firm registered with the PCAOB and are required to be independent with respect to the Company in accordance with the U.S. federal securities laws and the applicable rules and regulations of the Securities and Exchange Commission and the PCAOB.

We conducted our audit in accordance with the standards of the PCAOB. Those standards require that we plan and perform the audit to obtain reasonable assurance about whether effective internal control over financial reporting was maintained in all material respects.

Our audit included obtaining an understanding of internal control over financial reporting, assessing the risk that a material weakness exists, testing and evaluating the design and operating effectiveness of internal control based on the assessed risk, and performing such other procedures as we considered necessary in the circumstances. We believe that our audit provides a reasonable basis for our opinion.

Definition and Limitations of Internal Control over Financial Reporting

A company's internal control over financial reporting is a process designed to provide reasonable assurance regarding the reliability of financial reporting and the preparation of financial statements for external purposes in accordance with generally accepted accounting principles. A company's internal control over financial reporting includes those policies and procedures that (1) pertain to the maintenance of records that, in reasonable detail, accurately and fairly reflect the transactions and dispositions of the assets of the company; (2) provide reasonable assurance that transactions are recorded as necessary to permit preparation of financial statements in accordance with generally accepted accounting principles, and that receipts and expenditures of the company are being made only in accordance with authorizations of management and directors of the company; and (3) provide reasonable assurance regarding prevention or timely detection of unauthorized acquisition, use, or disposition of the company's assets that could have a material effect on the financial statements.

Because of its inherent limitations, internal control over financial reporting may not prevent or detect misstatements. Also, projections of any evaluation of effectiveness to future periods are subject to the risk that controls may become inadequate because of changes in conditions, or that the degree of compliance with the policies or procedures may deteriorate.

/s/ Ernst & Young LLP
Boston, Massachusetts
May 25, 2022

ITEM 9B. OTHER INFORMATION

None.

ITEM 9C. DISCLOSURE REGARDING FOREIGN JURISDICTIONS THAT PREVENT INSPECTIONS

Not applicable.

PART III

ITEM 10. DIRECTORS, EXECUTIVE OFFICERS AND CORPORATE GOVERNANCE

We have adopted a Code of Ethics that applies to our Chief Executive Officer, Chief Financial Officer and senior financial officers. The Code of Ethics is incorporated into the Company's Code of Conduct located on the Company's website www.haemonetics.com, under the "Investor Relations Home" caption and under the "Corporate Governance" sub-caption. A copy of the Code of Conduct will be provided free of charge by making a written request and mailing it to our corporate headquarters offices to the attention of our Investor Relations Department. Any amendments to, or waivers from, a provision of our Code of Ethics that applies to our Chief Executive Officer, Chief Financial Officer or senior financial officers will be disclosed on the Company's website promptly following the date of such amendment or waiver.

The additional information required by this item is incorporated by reference to our Definitive Proxy Statement for our annual meeting of shareholders to be filed with the Securities and Exchange Commission within 120 days after the close of our fiscal year.

ITEM 11. EXECUTIVE COMPENSATION

The information required by this Item is incorporated by reference to our Definitive Proxy Statement for our annual meeting of shareholders to be filed with the Securities and Exchange Commission within 120 days after the close of our fiscal year. Notwithstanding the foregoing, the Compensation Committee Report included within the Proxy Statement is only being "furnished" hereunder and shall not be deemed "filed" for purposes of Section 18 of the Securities Exchange Act of 1934.

ITEM 12. SECURITY OWNERSHIP OF CERTAIN BENEFICIAL OWNERS AND MANAGEMENT AND RELATED STOCKHOLDER MATTERS

The information required by this Item is incorporated by reference to our Definitive Proxy Statement for our annual meeting of shareholders to be filed with the Securities and Exchange Commission within 120 days after the close of our fiscal year.

ITEM 13. CERTAIN RELATIONSHIPS AND RELATED TRANSACTIONS AND DIRECTOR INDEPENDENCE

The information required by this Item is incorporated by reference to our Definitive Proxy Statement for our annual meeting of shareholders to be filed with the Securities and Exchange Commission within 120 days after the close of our fiscal year.

ITEM 14. PRINCIPAL ACCOUNTANT FEES AND SERVICES

The information required by this Item is incorporated by reference to our Definitive Proxy Statement for our annual meeting of shareholders to be filed with the Securities and Exchange Commission within 120 days after the close of our fiscal year.

PART IV

ITEM 15. EXHIBITS AND FINANCIAL STATEMENT SCHEDULES

The following documents are filed as a part of this report:

A) Financial Statements are included in Part II of this report

Financial Statements required by Item 8 of this Form
Report of Independent Registered Public Accounting Firm (PCAOB ID 42)
Consolidated Statements of Income
Consolidated Statements of Comprehensive Income
Consolidated Balance Sheets
Consolidated Statements of Stockholders' Equity
Consolidated Statements of Cash Flows
Notes to Consolidated Financial Statements

All other schedules have been omitted because they are not applicable or not required.

B) Exhibits required by Item 601 of Regulation S-K are listed in the Exhibit Index beginning at page 109, which is incorporated herein by reference.

EXHIBITS FILED WITH SECURITIES AND EXCHANGE COMMISSION

Number and Description of Exhibit

1. Articles of Organization

- 3A Restated Articles of Organization of Haemonetics Corporation, reflecting Articles of Amendment dated August 23, 1993, August 21, 2006, July 26, 2018 and July 25, 2019 (filed as Exhibit 3.1 to the Company's Form 8-K dated July 29, 2019 and incorporated herein by reference).
- 3B By-Laws of the Company, as amended through June 29, 2020 (filed as Exhibit 3.1 to the Company's Form 8-K dated June 30, 2020 and incorporated herein by reference).

2. Instruments Defining the Rights of Security Holders

- 4A Specimen certificate for shares of common stock (filed as Exhibit 4B to the Company's Amendment No. 1 to Form S-1 No. 33-39490 and incorporated herein by reference).
- 4B Description of Common Stock (filed as Exhibit 4B to the Company's Form 10-K for the fiscal year ended March 28, 2020 and incorporated herein by reference).
- 4C Indenture, dated as of March 5, 2021, between Haemonetics Corporation and U.S. Bank National Association, as trustee (filed as Exhibit 4.1 to the Company's Form 8-K dated March 5, 2021 and incorporated herein by reference).
- 4D Form of certificate representing the 0.00% Convertible Senior Notes due 2026 (included as Exhibit A to Exhibit 4D) (filed as Exhibit 4.2 to the Company's Form 8-K dated March 5, 2021 and incorporated herein by reference).

3. Material Contracts

- 10A Haemonetics Corporation 2005 Long-Term Incentive Compensation Plan, reflecting amendments dated July 31, 2008, July 29, 2009, July 21, 2011, November 30, 2012, July 24, 2013, January 21, 2014, and July 23, 2014 (filed as Exhibit 10.1 to the Company's Form 8-K dated July 25, 2014 and incorporated herein by reference) (1).
- 10B Haemonetics Corporation 2019 Long-Term Incentive Compensation Plan (filed as Exhibit 10.1 to the Company's Form 8-K dated July 29, 2019 and incorporated herein by reference) (1).
- 10C Form of Non-Qualified Stock Option Award Agreement under 2005 Long Term-Incentive Compensation Plan for Non-employee Directors (filed as Exhibit 10.1 to the Company's Form 10-Q for the quarter ended October 1, 2005 and incorporated herein by reference) (1).
- 10D Form of Non-Qualified Stock Option Award Agreement under 2005 Long-Term Incentive Compensation Plan for Employees (filed as Exhibit 10S to the Company's Form 10-K for the fiscal year ended March 30, 2010 and incorporated herein by reference) (1).
- 10E Form of Non-Qualified Stock Option Award Agreement under 2005 Long-Term Incentive Compensation Plan for Employees (adopted fiscal 2019) (filed as Exhibit 10.2 to the Company's Form 10-Q for the quarter ended June 30, 2018 and incorporated herein by reference) (1).
- 10F Form of Non-Qualified Stock Option Award Agreement under 2019 Long-Term Incentive Compensation Plan (adopted fiscal 2020) (filed as Exhibit 10.4 to the Company's Form 10-Q for the quarter ended September 28, 2019 and incorporated herein by reference) (1).
- 10G Form of Restricted Stock Unit Award Agreement with Non-Employee Directors under 2019 Long-Term Incentive Compensation Plan (fiscal 2020) (filed as Exhibit 10.2 to the Company's Form 10-Q for the quarter ended September 28, 2019 and incorporated herein by reference) (1).
- 10H Form of Restricted Stock Unit Award Agreement with Employees under 2005 Long-Term Incentive Compensation Plan (filed as Exhibit 10U to the Company's Form 10-K for the year ended April 3, 2010 and incorporated herein by reference) (1).
- 10I Form of Restricted Stock Unit Award Agreement with Employees under 2005 Long-Term Incentive Compensation Plan (adopted fiscal 2019) (filed as Exhibit 10.4 to the Company's Form 10-Q for the quarter ended June 30, 2018 and incorporated herein by reference) (1).
- 10J Form of Restricted Stock Unit Award Agreement with Employees under 2019 Long-Term Incentive Compensation Plan (adopted fiscal 2020) (filed as Exhibit 10.3 to the Company's Form 10-Q for the quarter ended September 28, 2019 and incorporated herein by reference) (1).
- 10K Form of Performance Share Unit Award Agreement Under 2005 Long-Term Incentive Compensation Plan (rTSR Metrics, adopted fiscal 2019) (filed as Exhibit 10.3 to the Company's Form 10-Q for the quarter ended June 30, 2018 and incorporated herein by reference) (1).
- 10L Form of Performance Share Unit Award Agreement Under 2005 Long-Term Incentive Compensation Plan (rTSR Metrics, adopted fiscal 2020) (filed herewith as Exhibit 10AV to the Company's Form 10-K for the year ended March 30, 2019 and incorporated herein by reference) (1).

<u>10M</u>	Form of Performance Share Unit Award Agreement Under 2019 Long-Term Incentive Compensation Plan (rTSR Metrics, adopted fiscal 2020) (filed herewith as Exhibit 10.5 to the Company's Form 10-Q for the quarter ended September 28, 2019 and incorporated herein by reference) (1).
<u>10N</u>	Amended and Restated 2007 Employee Stock Purchase Plan (as amended and restated on July 21, 2016 incorporated as Exhibit 10.2 to the Company's Form 10-Q, for the quarter ended July 2, 2016 and incorporated herein by reference) (1).
<u>10O</u>	Employment Agreement effective as of May 16, 2016 between the Company and Christopher A. Simon (filed as Exhibit 10.1 to the Company's Form 8-K dated May 10, 2016 and incorporated herein by reference) (1).
<u>10P</u>	Executive Severance Agreement between the Company and Christopher A. Simon dated as of November 7, 2017 (filed as Exhibit 10.4 to the Company's Form 10-Q dated for the quarter ended September 30, 2017 and incorporated herein by reference) (1).
<u>10Q</u>	Change in Control Agreement between the Company and Christopher A. Simon dated as of November 7, 2017 (filed as Exhibit 10.5 to the Company's Form 10-Q dated for the quarter ended September 30, 2017 and incorporated herein by reference) (1).
<u>10R</u>	Form of Executive Severance Agreement between the Company and executive officers other than Christopher A. Simon (filed as Exhibit 10.2 to the Company's Form 10-Q for the quarter ended September 30, 2017 and incorporated herein by reference) (1).
<u>10S</u>	Form of Change in Control Agreement between the Company and executive officers other than Christopher A. Simon (filed as Exhibit 10.3 to the Company's Form 10-Q for the quarter ended September 30, 2017 and incorporated herein by reference) (1).
<u>10T</u>	Haemonetics Corporation Worldwide Employee Bonus Plan (as amended and restated effective April 23, 2019) (filed as Exhibit 10.1 to the Company's Form 8-K dated April 29, 2019 and incorporated herein by reference) (1).
<u>10U</u>	CFO Retention and Transition Agreement, dated as of November 8, 2021, by and between the Company and William P. Burke (filed as Exhibit 10.2 to the Company's Form 10-Q for the quarter ended January 1, 2022 and incorporated herein by reference) (1).
<u>10V</u>	Form of Indemnification Agreement (as executed with each director and executive officer of the Company) (filed as Exhibit 10.1 to the Company's Form 10-Q for the quarter ended September 29, 2018 and incorporated herein by reference).
<u>10W</u>	Office Lease Agreement, dated as of December 18, 2018, by and between OPG 125 Summer Owner (DE) LLC and the Company (filed as Exhibit 10.1 to the Company's Form 10-Q for the quarter ended December 29, 2018 and incorporated herein by reference) (2).
<u>10X</u>	Lease dated July 17, 1990 between the Buncher Company and the Company of property in Leetsdale, Pennsylvania (filed as Exhibit 10-K to the Company's Form S-1 No. 33-39490 and incorporated herein by reference).
<u>10Y</u>	First Amendment to lease dated July 17, 1990, made as of April 30, 1991 between Buncher Company and the Company of property in Leetsdale, Pennsylvania (filed as Exhibit 10AI to the Company's Form 10-Q for the quarter ended December 28, 1996 and incorporated herein by reference).
<u>10Z</u>	Second Amendment to lease dated July 17, 1990, made as of October 18, 2000 between Buncher Company and the Company for the property in Leetsdale, Pennsylvania (filed as Exhibit 10AG to the Company's Form 10-K for the year ended March 29, 2003 and incorporated herein by reference).
<u>10AA</u>	Third Amendment to lease dated July 17, 1990, made as of March 23, 2004 between Buncher Company and the Company for the property in Leetsdale, Pennsylvania (filed as Exhibit 10D to the Company's Form 10-K for the year ended March 30, 2013 and incorporated herein by reference).
<u>10AB</u>	Fourth Amendment to lease dated July 17, 1990, made as of March 12, 2008 between Buncher Company and the Company for the property in Leetsdale, Pennsylvania (filed as Exhibit 10E to the Company's Form 10-K for the year ended March 30, 2013 and incorporated herein by reference).
<u>10AC</u>	Fifth Amendment to lease dated July 17, 1990, made as of October 1, 2008 between Buncher Company and the Company for the property in Leetsdale, Pennsylvania (filed as Exhibit 10F to the Company's Form 10-K for the year ended March 30, 2013 and incorporated herein by reference).
<u>10AD</u>	Sixth Amendment to lease dated July 17, 1990 made as of January 8, 2010 between Buncher Company and the Company for the property in Leetsdale, Pennsylvania (filed as Exhibit 10G to the Company's Form 10-K for the year ended March 30, 2013 and incorporated herein by reference).
<u>10AE</u>	Seventh Amendment to lease dated July 17, 1990, made as of March 31, 2011 between Buncher Company and the Company for the property in Leetsdale, Pennsylvania (filed as Exhibit 10H to the Company's Form 10-K for the year ended March 30, 2013 and incorporated herein by reference).
<u>10AF</u>	Eighth Amendment to lease dated July 17, 1990, made as of February 26, 2013 between Buncher Company and the Company for the property in Leetsdale, Pennsylvania (filed as Exhibit 10I to the Company's Form 10-K for the year ended March 30, 2013 and incorporated herein by reference).

<u>10AG</u>	Ninth Amendment to lease dated July 17, 1990, made as of March 12, 2014 between Buncher Company and the Company for the property in Leetsdale, Pennsylvania (filed as Exhibit 10J to the Company's Form 10-K for the year ended March 31, 2018 and incorporated herein by reference).
<u>10AH</u>	Tenth Amendment to lease dated July 17, 1990, made as of May 31, 2017 between Buncher Company and the Company for the property in Leetsdale, Pennsylvania (filed as Exhibit 10K to the Company's Form 10-K for the year ended March 31, 2018 and incorporated herein by reference).
<u>10AI</u>	Eleventh Amendment to lease dated July 17, 1990, made as of March 2, 2018 between Buncher Company and the Company for the property in Leetsdale, Pennsylvania (filed as Exhibit 10L to the Company's Form 10-K for the year ended March 31, 2018 and incorporated herein by reference).
<u>10AJ</u>	Twelfth Amendment to lease dated July 17, 1990, made as of May 22, 2020 between Buncher Company and the Company for the property in Leetsdale, Pennsylvania (filed as Exhibit 10.2 to the Company's Form 10-Q for the quarter ended December 26, 2020 and incorporated herein by reference) (3).
<u>10AK</u>	Thirteenth Amendment to lease dated July 17, 1990, made as of December 21, 2020 between Buncher Company and the Company for the property in Leetsdale, Pennsylvania (filed as Exhibit 10.3 to the Company's Form 10-Q for the quarter ended December 26, 2020 and incorporated herein by reference) (3).
<u>10AL</u>	Fourteenth Amendment to lease dated July 17, 1990, made as of November 11, 2021 by and between Buncher Company and the Company for property located in Leetsdale, Pennsylvania (filed as Exhibit 10.1 to the Company's Form 10-Q for the quarter ended January 1, 2022 and incorporated herein by reference) (3).
<u>10AM</u>	Industrial Lease Agreement, dated as of May 22, 2020, by and between Clinton Commerce III, LLC and the Company (filed as Exhibit 10.1 to the Company's Form 10-Q for the quarter ended June 27, 2020 and incorporated herein by reference) (3).
<u>10AN</u>	First Amendment to Industrial Lease Agreement, dated as of October 1, 2020, by and between Clinton Commerce III, LLC and the Company (filed as Exhibit 10.1 to the Company's Form 10-Q for the quarter ended December 26, 2020 and incorporated herein by reference).
<u>10AO</u>	Lease dated February 21, 2000 between BBVA Bancomer Servicios, S.A., as Trustee of the "Submetropoli de Tijuana" Trust and Haemonetics Mexico Manufacturing, S. de R.L. de C.V., as successor in interest to Ensatec, S.A. de C.V. with authorization of El Florido California, S.A. de C.V., for property located in Tijuana, Mexico (filed as Exhibit 10J to the Company's Form 10-K for the year ended March 30, 2013 and incorporated herein by reference).
<u>10AP</u>	Amendment to Lease dated February 21, 2000 made as of July 25, 2008 between BBVA Bancomer Servicios, S.A., as Trustee of the "Submetropoli de Tijuana" Trust Haemonetics Mexico Manufacturing, S. de R.L. de C.V., as successor in interest to Ensatec, S.A. de C.V., for property located in Tijuana, Mexico (filed as Exhibit 10K to the Company's Form 10-K for the year ended March 30, 2013 and incorporated herein by reference).
<u>10AQ</u>	Extension to Lease dated February 21, 2000, made as of August 14, 2011 between PROCADEF 1, S.A.P.I. de C.V. and Haemonetics Mexico Manufacturing, S. de R.L. de C.V., as successor in interest to Ensatec, S.A. de C.V., for property located in Tijuana, Mexico (Spanish to English translation filed as Exhibit 10L to the Company's Form 10-K for the year ended March 30, 2013 and incorporated herein by reference).
<u>10AR</u>	Amendment Letter to Lease dated February 21, 2000, made as of August 14, 2011 between BBVA Bancomer Servicios, S.A., as Trustee of the "Submetropoli de Tijuana" Trust and Haemonetics Mexico Manufacturing, S. de R.L. de C.V., as successor in interest to Ensatec, S.A. de C.V., for property located in Tijuana, Mexico (filed as Exhibit 10M to the Company's Form 10-K for the year ended March 30, 2013 and incorporated herein by reference).
<u>10AS</u>	Notice of Assignment to Lease dated February 21, 2000, made as of February 23, 2012 between BBVA Bancomer Servicios, S.A., as Trustee of the "Submetropoli de Tijuana" Trust and Haemonetics Mexico Manufacturing, S. de R.L. de C.V., as successor in interest to Ensatec, S.A. de C.V. for property located in Tijuana, Mexico (Spanish to English translation filed as Exhibit 10N to the Company's Form 10-K for the year ended March 30, 2013 and incorporated herein by reference).
<u>10AT</u>	Amendment to Lease dated February 21, 2000 made as of January 1, 2018 between MEGA2013, S.A.P.I. de CV (as successor in interest to ABBVA Bancomer Servicios, S.A., as Trustee of the "Submetropoli de Tijuana" Trust) and Haemonetics Mexico Manufacturing, S. de R.L. de C.V., as successor in interest to Ensatec, S.A. de C.V., for property located in Tijuana, Mexico (filed as Exhibit 10R to the Company's Form 10-K for the year ended March 31, 2018 and incorporated herein by reference).
<u>10AU</u>	Lease Agreement effective December 3, 2007 between Mrs. Blanca Estela Colunga Santelices, by her own right, and Pall Life Sciences Mexico, S.de R.L. de C.V. for the property located in Tijuana, Mexico (Spanish to English translation filed as Exhibit 10W to the Company's Form 10-K for the year ended March 30, 2013 and incorporated herein by reference).
<u>10AV</u>	Assignment to Lease Agreement effective December 3, 2007, made as of December 2, 2011 between Mrs. Blanca Estela Colunga Santelices, by her own right, Pall Life Sciences Mexico, S.de R.L. de C.V., ("Assignor") and Haemonetics Mexico Manufacturing, S. de R.L. de C.V.as successor in interest to Pall Mexico Manufacturing S. de R.L. de C.V., ("Assignee") assigned in favor of the property located in Tijuana, Mexico (filed as Exhibit 10X to the Company's Form 10-K for the year ended March 30, 2013 and incorporated herein by reference).

<u>10AW</u>	Amendment to Lease Agreement effective December 3, 2007, made in 2017 between Mrs. Blanca Estela Colunga Santelices, by her own right, Pall Life Sciences Mexico, S.de R.L. de C.V. ("Assignor") and Haemonetics Mexico Manufacturing, S. de R.L. de C.V. as successor in interest to Pall Mexico Manufacturing S. de R.L. de C.V., ("Assignee") assigned in favor of the property located in Tijuana, Mexico (filed as Exhibit 10U to the Company's Form 10-K for the year ended March 31, 2018 and incorporated herein by reference).
<u>10AX</u>	Sublease Contract to Lease Agreement effective December 3, 2007, made as of December 3, 2011 between Haemonetics Mexico Manufacturing, S. de R.L. de C.V. as successor in interest to Pall Mexico Manufacturing, S.de R.L. de C.V., and Pall Life Sciences Mexico, S. de R.L. de C.V., for the property located in Tijuana, Mexico (filed as Exhibit 10Y to the Company's Form 10-K for the year ended March 30, 2013 and incorporated herein by reference).
<u>10AY</u>	Sublease Contract to Lease Agreement effective December 3, 2007, made as of February 23, 2012 between Haemonetics Mexico Manufacturing, S. de R.L. de C.V. as successor in interest to Pall Mexico Manufacturing S. de R.L. de C.V. and Ensatec, S.A. de C.V., for the property located in Tijuana, Mexico (filed as Exhibit 10Z to the Company's Form 10-K for the year ended March 30, 2013 and incorporated herein by reference).
<u>10AZ</u>	Lease dated September 19, 2013 between the Penang Development Corporation and Haemonetics Malaysia Sdn Bhd of the property located in Penang, Malaysia (filed as Exhibit 10D to the Company's 10-Q for the quarter ended June 28, 2014 and incorporated herein by reference).
<u>10BA</u>	Shelter Plan Service Agreement, dated June 10, 2014, by and between Cardiva Medical, Inc. and Offshore International, Incorporated, as amended on October 30, 2019 (filed as Exhibit 10.23 to Cardiva Medical, Inc.'s Form S-1 (File No. 333-251885) dated January 4, 2021 and incorporated herein by reference) (3).
<u>10BB</u>	Credit Agreement, dated as of June 15, 2018, by and among Haemonetics Corporation, the Lenders from time to time party thereto and JPMorgan Chase Bank, N.A., as Administrative Agent (filed as Exhibit 10.1 to the Company's Form 8-K dated June 18, 2018 and incorporated herein by reference).
<u>10BC</u>	Amendment No. 1, dated as of March 1, 2021, to Credit Agreement dated as of June 15, 2018, by and among Haemonetics Corporation, the lenders from time to time party thereto and JPMorgan Chase Bank, N.A., as Administrative Agent (filed as Exhibit 10.1 to the Company's Form 8-K dated March 1 2021 and incorporated herein by reference).
<u>10BD</u>	Form of Confirmation of Call Option Transaction (filed as Exhibit 10.1 to the Company's Form 8-K dated as of March 5, 2021 and incorporated herein by reference).
<u>10BE</u>	Form of Confirmation of Additional Call Option Transaction (filed as Exhibit 10.1 to the Company's Form 8-K dated as of March 16, 2021 and incorporated herein by reference).
<u>10BF</u>	Agreement and Plan of Merger, dated as of January 17, 2021, by and among the Company, Concordia Merger Sub, Inc., Cardiva Medical, Inc. and Fortis Advisors LLC, as the Seller Representative (filed as Exhibit 10.4 to the Company's 10-Q for the quarter ended December 26, 2020 and incorporated herein by reference) (3).

4. Subsidiaries Certifications and Consents

<u>21.1*</u>	Subsidiaries of the Company.
<u>23.1*</u>	Consent of the Independent Registered Public Accounting Firm.
<u>31.1*</u>	Certification pursuant to Section 302 of Sarbanes-Oxley Act of 2002, of Christopher A. Simon, President and Chief Executive Officer of the Company.
<u>31.2*</u>	Certification pursuant to Section 302 of Sarbanes-Oxley of 2002 of James D'Arecca, Executive Vice President, Chief Financial Officer of the Company.
<u>32.1**</u>	Certification Pursuant to 18 United States Code Section 1350, as adopted Pursuant to Section 906 of the Sarbanes-Oxley Act of 2002, of Christopher A. Simon, President and Chief Executive Officer of the Company.
<u>32.2**</u>	Certification Pursuant to 18 United States Code Section 1350, as adopted Pursuant to Section 906 of the Sarbanes-Oxley Act of 2002, of James D'Arecca, Executive Vice President, Chief Financial Officer of the Company.
101*	The following materials from Haemonetics Corporation on Form 10-K for the year ended April 2, 2022, formatted in inline Extensible Business Reporting Language (XBRL) includes: (i) Consolidated Statements of Income, (ii) Consolidated Statements of Comprehensive Income, (iii) Consolidated Balance Sheets, (iv) Consolidated Statement of Stockholders' Equity, (v) Consolidated Statements of Cash Flows, and (vi) Notes to Consolidated Financial Statements.
104*	Cover Page Interactive Data File (embedded within the Inline XBRL document and contained in Exhibit 101).

- * Document filed with this report.
- ** Document furnished with this report.
- (1) Agreement, plan, or arrangement related to the compensation of officers or directors.
- (2) Confidential treatment has been requested as to portions of the exhibit. Confidential materials omitted and filed separately with the Securities and Exchange Commission.
- (3) Certain portions of this exhibit are considered confidential and have been omitted as permitted under SEC rules and regulations.

SIGNATURES

Pursuant to the requirements of Section 13 or 15(d) of the Securities Exchange Act of 1934, the Registrant has duly caused this report to be signed on its behalf by the undersigned, thereunto duly authorized.

HAEMONETICS CORPORATION

By: /s/ Christopher A. Simon
Christopher A. Simon
President, Chief Executive Officer and a Director

Date: May 25, 2022

Pursuant to the requirements of the Securities Exchange Act of 1934, this report has been signed below by the following persons on behalf of the Registrant and in the capacities and on the dates indicated.

Signature	Title	Date
<u>/s/ Christopher A. Simon</u> Christopher A. Simon	President, Chief Executive Officer and a Director (Principal Executive Officer)	May 25, 2022
<u>/s/ James C. D'Arecca</u> James C. D'Arecca	Executive Vice President, Chief Financial Officer (Principal Financial Officer)	May 25, 2022
<u>/s/ Dan Goldstein</u> Dan Goldstein	Vice President, Corporate Controller (Principal Accounting Officer)	May 25, 2022
<u>/s/ Robert E. Abernathy</u> Robert E. Abernathy	Director	May 25, 2022
<u>/s/ Catherine M. Burzik</u> Catherine M. Burzik	Director	May 25, 2022
<u>/s/ Michael J. Coyle</u> Michael J. Coyle	Director	May 25, 2022
<u>/s/ Charles J. Dockendorff</u> Charles J. Dockendorff	Director	May 25, 2022
<u>/s/ Lloyd E. Johnson</u> Lloyd E. Johnson	Director	May 25, 2022
<u>/s/ Mark W. Kroll</u> Mark W. Kroll	Director	May 25, 2022
<u>/s/ Claire Pomeroy</u> Claire Pomeroy	Director	May 25, 2022
<u>/s/ Ellen M. Zane</u> Ellen M. Zane	Director	May 25, 2022

Exhibit 21.1 - Subsidiaries of the Company

Subsidiary of Haemonetics Corporation	Jurisdiction of Incorporation or Organization
5D Information Management, Inc.	Delaware
Arryx, Inc.	Nevada
Cardiva Medical, Inc.	Delaware
Enicor GmbH	Germany
Global Med Technologies, Inc.	Colorado
Haemonetics (Hong Kong) Limited	Hong Kong
Haemonetics (UK) Limited	United Kingdom
Haemonetics Asia Incorporated	Delaware
Haemonetics Asia UK Ltd.	United Kingdom
Haemonetics Australia PTY Ltd.	Victoria
Haemonetics Belgium NV	Belgium
Haemonetics BV	Netherlands
Haemonetics Canada Ltd.	British Columbia
Haemonetics CZ, spol. s.r.o.	Czech Republic
Haemonetics France S.a.r.l.	France
Haemonetics GmbH	Germany
Haemonetics Handelsgesellschaft m.b.H.	Austria
Haemonetics Healthcare India Private Limited	India
Haemonetics Hospitalar EIRELI	Brazil
Haemonetics International Finance S.a.r.l.	Luxembourg
Haemonetics International Holdings GmbH	Switzerland
Haemonetics Italia s.r.l.	Italy
Haemonetics Japan GK	Japan
Haemonetics Korea, Inc.	Seoul, Korea
Haemonetics Limited	United Kingdom
Haemonetics Malaysia Sdn. Bhd.	Malaysia
Haemonetics Manufacturing, Inc.	Delaware
Haemonetics (Shanghai) Management Co. Ltd.	Shanghai, China
Haemonetics Mexico Manufacturing, S.de R.L. de C.V.	Mexico
Haemonetics New Zealand Limited	New Zealand
Haemonetics Produzione Italia S.r.l.	Italy
Haemonetics S.A.	Switzerland
Haemonetics Scandinavia AB	Sweden
Haemonetics Singapore Pte. Ltd.	Singapore
Haemoscope Corporation	Massachusetts

Consent of Independent Registered Public Accounting Firm

We consent to the incorporation by reference in the following Registration Statements:

- (1) Registration Statement (Form S-8 No. 333-232899), pertaining to the 2019 Long-Term Incentive Compensation Plan of Haemonetics Corporation;
- (2) Registration Statement (Form S-8 No. 333-222877), pertaining to the 2007 Employee Stock Purchase Plan of Haemonetics Corporation;
- (3) Registration Statement (Form S-8 No. 333-200226), pertaining to the 2005 Long-Term Incentive Compensation Plan of Haemonetics Corporation, as amended by that certain Post-Effective Amendment No. 1 to the Registration Statement (No. 333-200226);
- (4) Registration Statement (Form S-8 No. 333-181847), pertaining to the 2005 Long-Term Incentive Compensation Plan of Haemonetics Corporation;
- (5) Registration Statement (Form S-8 No. 333-159434), pertaining to the 2005 Long-Term Incentive Compensation Plan of Haemonetics Corporation;
- (6) Registration Statement (Form S-8 No. 333-149205), pertaining to the 2007 Employee Stock Purchase Plan of Haemonetics Corporation; and
- (7) Registration Statement (Form S-8 No. 333-136839), pertaining to the 2005 Long-Term Incentive Compensation Plan of Haemonetics Corporation;

of our reports dated May 25, 2022, with respect to the consolidated financial statements of Haemonetics Corporation and the effectiveness of internal control over financial reporting of Haemonetics Corporation included in this Annual Report (Form 10-K) of Haemonetics Corporation for the fiscal year ended April 2, 2022.

/s/ Ernst & Young LLP
Boston, Massachusetts
May 25, 2022

CERTIFICATION

I, Christopher A. Simon, certify that:

1. I have reviewed this Annual Report on Form 10-K of Haemonetics Corporation;
2. Based on my knowledge, this report does not contain any untrue statement of a material fact or omit to state a material fact necessary to make the statements made, in light of the circumstances under which such statements were made, not misleading with respect to the period covered by this report;
3. Based on my knowledge, the financial statements, and other financial information included in this report, fairly present in all material respects the financial condition, results of operations and cash flows of the registrant as of, and for, the periods presented in this report;
4. The registrant's other certifying officer and I are responsible for establishing and maintaining disclosure controls and procedures (as defined in Exchange Act Rules 13a-15(e) and 15d-15(e)) and internal control over financial reporting (as defined in Exchange Act Rules 13a-15(f) and 15d-15(f)) for the registrant and have:
 - a) Designed such disclosure controls and procedures, or caused such disclosure controls and procedures to be designed under our supervision, to ensure that material information relating to the registrant, including its consolidated subsidiaries, is made known to us by others within those entities, particularly during the period in which this report is being prepared;
 - b) Designed such internal control over financial reporting, or caused such internal control over financial reporting to be designed under our supervision, to provide reasonable assurance regarding the reliability of financial reporting and the preparation of financial statements for external purposes in accordance with generally accepted accounting principles;
 - c) Evaluated the effectiveness of the registrant's disclosure controls and procedures and presented in this report our conclusions about the effectiveness of the disclosure controls and procedures as of the end of the period covered by this report based on such evaluation; and
 - d) Disclosed in this report any change in the registrant's internal control over financial reporting that occurred during the registrant's most recent fiscal quarter (the registrant's fourth fiscal quarter in the case of an annual report) that has materially affected, or is reasonably likely to materially affect, the registrant's internal control over financial reporting; and
5. The registrant's other certifying officer and I have disclosed, based on our most recent evaluation of internal control over financial reporting, to the registrant's auditors and the audit committee of registrant's board of directors (or persons performing the equivalent functions):
 - a) All significant deficiencies and material weaknesses in the design or operation of internal control over financial reporting which are reasonably likely to adversely affect the registrant's ability to record, process, summarize and report financial information; and
 - b) Any fraud, whether or not material, that involves management or other employees who have a significant role in the registrant's internal control over financial reporting.

Date: May 25, 2022

/s/ Christopher A. Simon

Christopher A. Simon, President and Chief Executive Officer
(Principal Executive Officer)

CERTIFICATION

I, James D'Arecca, certify that:

1. I have reviewed this Annual Report on Form 10-K of Haemonetics Corporation;
2. Based on my knowledge, this report does not contain any untrue statement of a material fact or omit to state a material fact necessary to make the statements made, in light of the circumstances under which such statements were made, not misleading with respect to the period covered by this report;
3. Based on my knowledge, the financial statements, and other financial information included in this report, fairly present in all material respects the financial condition, results of operations and cash flows of the registrant as of, and for, the periods presented in this report;
4. The registrant's other certifying officer and I are responsible for establishing and maintaining disclosure controls and procedures (as defined in Exchange Act Rules 13a-15(e) and 15d-15(e)) and internal control over financial reporting (as defined in Exchange Act Rules 13a-15(f) and 15d-15(f)) for the registrant and have:
 - a) Designed such disclosure controls and procedures, or caused such disclosure controls and procedures to be designed under our supervision, to ensure that material information relating to the registrant, including its consolidated subsidiaries, is made known to us by others within those entities, particularly during the period in which this report is being prepared;
 - b) Designed such internal control over financial reporting, or caused such internal control over financial reporting to be designed under our supervision, to provide reasonable assurance regarding the reliability of financial reporting and the preparation of financial statements for external purposes in accordance with generally accepted accounting principles;
 - c) Evaluated the effectiveness of the registrant's disclosure controls and procedures and presented in this report our conclusions about the effectiveness of the disclosure controls and procedures as of the end of the period covered by this report based on such evaluation; and
 - d) Disclosed in this report any change in the registrant's internal control over financial reporting that occurred during the registrant's most recent fiscal quarter (the registrant's fourth fiscal quarter in the case of an annual report) that has materially affected, or is reasonably likely to materially affect, the registrant's internal control over financial reporting; and
5. The registrant's other certifying officer and I have disclosed, based on our most recent evaluation of internal control over financial reporting, to the registrant's auditors and the audit committee of registrant's board of directors (or persons performing the equivalent functions):
 - a) All significant deficiencies and material weaknesses in the design or operation of internal control over financial reporting which are reasonably likely to adversely affect the registrant's ability to record, process, summarize and report financial information; and
 - b) Any fraud, whether or not material, that involves management or other employees who have a significant role in the registrant's internal control over financial reporting.

Date: May 25, 2022

/s/ James D'Arecca

James D'Arecca, Executive Vice President, Chief Financial Officer
(Principal Financial Officer)

Certification Pursuant To
18 USC. Section 1350,
As Adopted Pursuant To
Section 906 of the Sarbanes/Oxley Act of 2002

In connection with the Annual Report of Haemonetics Corporation (the "Company") on Form 10-K for the period ended April 2, 2022 as filed with the Securities and Exchange Commission on the date hereof (the "Report"), I, Christopher A. Simon, President and Chief Executive Officer of the Company, certify, pursuant to Section 1350 of Chapter 63 of Title 18, United States Code, that this Report fully complies with the requirements of Section 13(a) or 15(d) of the Securities Exchange Act of 1934 and that the information contained in this Report fairly presents, in all material respects, the financial condition and results of operations of the Company.

Date: May 25, 2022

/s/ Christopher A. Simon

Christopher A. Simon,
President and Chief Executive Officer
(Principal Executive Officer)

A signed original of this written statement required by Section 906, or other document authenticating, acknowledging, or otherwise adopting the signature that appears in typed form within the electronic version of this written statement required by Section 906, has been provided to Haemonetics and will be retained by Haemonetics and furnished to the Securities and Exchange Commission or its staff upon request.

Certification Pursuant To
18 USC. Section 1350,
As Adopted Pursuant To
Section 906 of the Sarbanes/Oxley Act of 2002

In connection with the Annual Report of Haemonetics Corporation (the "Company") on Form 10-K for the period ended April 2, 2022 as filed with the Securities and Exchange Commission on the date hereof (the "Report"), I, James D'Arecca, Chief Financial Officer and Executive Vice President of the Company, certify, pursuant to Section 1350 of Chapter 63 of Title 18, United States Code, that this Report fully complies with the requirements of Section 13(a) or 15(d) of the Securities Exchange Act of 1934 and that the information contained in this Report fairly presents, in all material respects, the financial condition and results of operations of the Company.

Date: May 25, 2022

/s/ James D'Arecca

James D'Arecca, Executive Vice President, Chief Financial Officer
(Principal Financial Officer)

A signed original of this written statement required by Section 906, or other document authenticating, acknowledging, or otherwise adopting the signature that appears in typed form within the electronic version of this written statement required by Section 906, has been provided to Haemonetics and will be retained by Haemonetics and furnished to the Securities and Exchange Commission or its staff upon request.