

Omnicom Finance plc

Directors' report and financial statements

Registered number 1064095

31 December 2012

TUESDAY



A2ASRA41

A26

18/06/2013

#183

COMPANIES HOUSE

Contents

Directors' report	1 to 3
Statement of directors' responsibilities in respect of the Directors' report and the financial statements	4
Independent auditor report to the members of Omnicom Finance plc	5 to 6
Profit and loss account	7
Balance sheet	8
Reconciliation of movement in shareholders' funds	9
Notes	10 to 21

Directors' report

The directors present their annual report and the audited financial statements for the year ended 31 December 2012

Principal activities

The Company's principal activities were the borrowing and lending of money, at a margin, to group undertakings inside and outside the UK and the leasing of computer equipment and furniture to group undertakings in the UK

Business review

The directors consider future trading prospects to be good given the continuing growth of the Omnicom Group

On 14th May 2012 the Company subscribed for 81,400,000 Cumulative Redeemable Preference shares of £1 each in DDB Europe Limited, a fellow subsidiary undertaking

On 14th May the Company redeemed 92,400,000 Cumulative Redeemable Preference Shares of £1 each in DAS Europe Limited, a fellow subsidiary undertaking

On 16th August 2012 the Company subscribed for 10 ordinary shares of 165,000 South African Rand each in its wholly owned subsidiary, OFP Finance Africa (Pty) Limited

The directors consider the principal risks and uncertainties the company faces to be

- the risk of a further downturn in the world economy
- the risk of a default on loans
- the risk of deposits being placed elsewhere for improved returns

The directors believe that these risks are effectively managed through close monitoring of interest rates and a strong focus on credit limits

As a wholly owned subsidiary the Company provides performance data to its shareholder on a monthly basis

Key performance indicators that are focused on by management include

- margin by customer
- volume of business

Each of these indicators is monitored by management against budget and prior periods. Margins have been increased compared with the prior year and the volume of activity has grown as a result of group companies becoming more aware of the benefits arising from use of the payment modules within the Company's web based portal

The Company is committed to the continuing development of its systems to provide improved services to its customers and to further increase the efficiency of its operations

Directors' report

Financial risk management

Foreign currency risk

The Company limits its exposure to foreign currency risks arising from intercompany loans and deposits through the use of a cross-currency pool and by entering into short-term foreign currency contracts

Credit risk

The Company is exposed to credit risk on loans made to group companies. The Company bears the risk of a default of these debtors on the amounts recognised in the balance sheet. The Company minimises the risk by ensuring that loans are maintained within agreed credit limits.

Interest rate risk

The directors do not believe that interest rate movements pose a significant threat to the future operations of the Company as the majority of the Company's portfolio is on a variable rate basis.

Dividends

The directors did not recommend payment of an interim dividend in respect of the year ended 31 December 2012 (2011: £18,100,000).

Directors

The directors who held office during the year were as follows:

D E Hewitt (USA)

S C N Medhurst

A P Phipkin

J S Rodd

Political and charitable contributions

The Company made no political contributions during the year. Donations to charities amounted to £1,528.

Disclosure of information to auditor


The directors who held office at the date of approval of this directors' report confirm that, so far as they are each aware, there is no relevant audit information of which the Company's auditor are individually unaware, and each director has taken all the steps that they ought to have taken as a director to make themselves aware of any relevant audit information and to establish that the Company's auditor are aware of that information.

Directors' report

Auditor

In accordance with section 485 of the Companies Act 2006, a resolution for the re-appointment of KPMG Audit Plc as auditor of the Company is to be proposed at the forthcoming Annual General Meeting

By order of the board



A P Phipkin
Director

239 Old Marylebone Road
London
NW1 5QT

12 June 2013

Statement of directors' responsibilities in respect of the Directors' report and the financial statements

The directors are responsible for preparing the Directors' report and the financial statements in accordance with applicable laws and regulations

Company law requires the directors to prepare financial statements for each financial year. Under that law the directors have elected to prepare the financial statements in accordance with UK Accounting Standards and applicable law (UK Generally Accepted Accounting Practice)

Under company law the directors must not approve the financial statements unless they are satisfied that they give a true and fair view of the state of affairs of the Company and of the profit or loss of the Company for that period. In preparing these financial statements, the directors are required to

- select suitable accounting policies and then apply them consistently,
- make judgements and accounting estimates that are reasonable and prudent, and
- state whether applicable UK Accounting Standards have been followed, subject to any material departures disclosed and explained in the financial statements, and
- prepare the financial statements on the going concern basis unless it is inappropriate to presume that the Company will continue in business

The directors are responsible for keeping adequate accounting records that are sufficient to show and explain the Company's transactions and disclose with reasonable accuracy at any time the financial position of the Company and enable them to ensure that the financial statements comply with the Companies Act 2006. They have general responsibility for taking such steps as are reasonably open to them to safeguard the assets of the Company and to prevent and detect fraud and other irregularities.

KPMG Audit Plc

15 Canada Square
Canary Wharf
London
E14 5GL

Independent Auditor Report to the Members of Omnicom Finance plc

We have audited the financial statements of Omnicom Finance plc for the year ended 31 December 2012 set out on pages 7 to 21. The financial reporting framework that has been applied in their preparation is applicable law and United Kingdom Accounting Standards (United Kingdom Generally Accepted Accounting Practice).

This report is made solely to the Company's members, as a body, in accordance with Chapter 3 of Part 16 of the Companies Act 2006. Our audit work has been undertaken so that we might state to the Company's members those matters we are required to state to them in an auditor's report and for no other purpose. To the fullest extent permitted by law, we do not accept or assume responsibility to anyone other than the Company and the Company's members as a body, for our audit work, for this report, or for the opinions we have formed.

Respective responsibilities of directors and auditor

As explained more fully in the Statement of directors' responsibilities in respect of the Directors' report and the financial statements (set out on page 4), the directors are responsible for the preparation of the financial statements and for being satisfied that they give a true and fair view.

Our responsibility is to audit and express an opinion on the financial statements in accordance with relevant law and International Standards on Auditing (UK and Ireland). Those standards require us to comply with the Auditing Practices Board's (APB's) Ethical Standards for Auditors.

Scope of the audit of the financial statements

A description of the scope of an audit of financial statements is provided on the Financial Reporting Council's web-site at www.frc.org.uk/auditscopeukprivate.

Opinion on the financial statements

In our opinion the financial statements

- give a true and fair view of the state of the Company's affairs as at 31 December 2012 and of its profit for the year then ended,
- have been properly prepared in accordance with UK Generally Accepted Accounting Practice, and
- have been prepared in accordance with the requirements of the Companies Act 2006.


Opinion on other matter prescribed by the Companies Act 2006

In our opinion the information given in the Directors' report for the financial year for which the financial statements are prepared is consistent with the financial statements.

Matters on which we are required to report by exception

We have nothing to report in respect of the following matters where the Companies Act 2006 requires us to report to you if, in our opinion

- adequate accounting records have not been kept, or returns adequate for our audit have not been received from branches not visited by us, or
- the financial statements are not in agreement with the accounting records and returns, or
- certain disclosures of directors' remuneration specified by law are not made, or
- we have not received all the information and explanations we require for our audit



Karen Wightman (Senior Statutory Auditor)
For and on behalf of KPMG Audit Plc, Statutory Auditor

12 June 2013

Profit and loss account

for the year ended 31 December 2012

	Note	2012 £ 000	2011 £ 000
Revenue	2	-	-
Administrative expenses		(7,584)	(7,226)
Other operating income		<u>9,816</u>	<u>7,896</u>
Operating profit		2,232	670
Other interest receivable and similar income	6	18,764	18,790
Interest payable and similar charges	7	<u>(6,026)</u>	<u>(6,646)</u>
Profit on ordinary activities before taxation	3	14,970	12,814
Tax on profit on ordinary activities	8	<u>(1,247)</u>	<u>1,974</u>
Profit for the financial year	16	<u><u>13,723</u></u>	<u><u>14,788</u></u>

The results shown above are derived wholly from continuing operations. There were no recognised gains or losses in either the current or prior year except as shown above. Consequently, a statement of total recognised gains and losses has not been prepared.

Balance sheet


as at 31 December 2012

	Note	2012 £ 000	2011 £ 000
Fixed assets			
Intangible fixed assets	10	29	23
Tangible fixed assets	11	8,555	8,851
Investments	12	351,664	362,539
		<u>360,248</u>	<u>371,413</u>
Current assets			
Debtors	13	153,431	518,866
Cash at bank and in hand		437,960	173,061
		<u>591,391</u>	<u>691,927</u>
Creditors Amounts falling due within one year	14	(628,873)	(754,297)
Net current liabilities		<u>(37,482)</u>	<u>(62,370)</u>
Net assets		<u>322,766</u>	<u>309,043</u>
Capital and reserves			
Called up share capital	15	167,267	167,267
Share premium account	16	93,909	93,909
Other reserves	16	32,259	32,259
Profit and loss account	16	29,331	15,608
Equity shareholders' funds		<u>322,766</u>	<u>309,043</u>

These financial statements were approved by the board of directors on 12 June 2013 and were signed on its behalf by



S C N Medhurst
Director



A P Phipkin
Director

Reconciliation of movements in shareholders' funds

for the year ended 31 December 2012

	2012 £ 000	2011 £ 000
Profit attributable to the members of the Company	13,723	14,788
Dividends on shares classified as shareholders' funds	<u>-</u>	<u>(18,100)</u>
Retained profit/(loss)	13,723	(3,312)
Shareholders' funds at 1 January	<u>309,043</u>	<u>312,355</u>
Shareholders' funds at 31 December	<u><u>322,766</u></u>	<u><u>309,043</u></u>

Notes

(forming part of the financial statements)

1 Accounting policies

The following accounting policies have been applied consistently in dealing with items which are considered material in relation to the Company's financial statements

Basis of preparation

The financial statements have been prepared in accordance with applicable accounting standards and under the historical cost accounting rules

The Company is exempt by virtue of s401 of the Companies Act 2006 from the requirement to prepare group accounts as the Company is included in the consolidated accounts of a larger group headed by Omnicom Group Inc , a parent undertaking established under the law of the United States of America These financial statements present information about the Company as an individual undertaking and not about its group

Under Financial Reporting Standard ("FRS") 1 the Company is exempt from the requirement to prepare a cash flow statement on the grounds that it is a wholly owned subsidiary of Omnicom Group Inc , which includes the Company in its own published consolidated financial statements

The Company has net current liabilities of £37.5 million at 31 December 2012 (2011 £62.4 million net current liabilities)

The directors consider that the Company has access to sufficient funding to meet its liabilities as they fall due for the foreseeable future The Company is able to make this commitment because it is a co-borrower with Omnicom Finance Inc and Omnicom Capital Inc under certain group bank facilities which are more fully described in the Omnicom Group Inc financial statements filed on Form 10-K and available at www.OmnicomGroup.com Accordingly, the directors have prepared the financial statements on a going concern basis

As the Company is a wholly owned subsidiary of Omnicom Group Inc , the Company has taken advantage of the exemption contained in FRS 8 and has therefore not disclosed transactions or balances with entities which form part of the group (or investees of the group qualifying as related parties) The consolidated financial statements of Omnicom Group Inc , within which this Company is included, can be obtained from the address given in note 19

Intangible fixed assets and amortisation

Software purchased by the Company is amortised on a straight line basis over the estimated useful economic life of three years

Fixed asset investments

Investments in subsidiary undertakings are stated at cost less provision for impairment

Notes

(continued)

Fixed assets and depreciation

Depreciation is provided to write off the cost less the estimated residual value of tangible fixed assets by equal instalments over their estimated useful economic lives as follows

Leasehold improvements	-	life of lease
Computer & office equipment	-	3 to 5 years
Furniture and fittings	-	8 to 10 years

Foreign currencies

Transactions in foreign currencies are recorded using the rate of exchange ruling at the date of the transaction or, if hedged forward, at the rate of exchange under the related forward currency contract. Monetary assets and liabilities denominated in foreign currencies are translated using the rate of exchange ruling at the balance sheet date and the gains or losses on translation are included in the profit and loss account.

Leases

Assets acquired under finance leases are capitalised and the outstanding future lease obligations are shown in creditors. Operating lease rentals are charged to the profit and loss account on a straight line basis over the period of the lease. The Company complies with the requirements of the Finance and Leasing Association Statement of Recommended Practice.

Post-retirement benefits

The Company operates a defined contribution pension scheme. The assets of the scheme are held separately from those of the Company in an independently administered fund. The amount charged to the profit and loss account represents the contributions payable to the scheme in respect of the accounting period.

Classification of financial instruments issued by the Group

Following the adoption of FRS 25, financial instruments issued by the Company are treated as equity (i.e. forming part of shareholders' funds) only to the extent that they meet the following two conditions:

- a) they include no contractual obligations upon the Company to deliver cash or other financial assets or to exchange financial assets or financial liabilities with another party under conditions that are potentially unfavourable to the company, and
- b) where the instrument will or may be settled in the Company's own equity instruments, it is either a non-derivative that includes no obligation to deliver a variable number of the Company's own equity instruments or is a derivative that will be settled by the Company's exchanging a fixed amount of cash or other financial assets for a fixed number of its own equity instruments.

To the extent that this definition is not met, the proceeds of issue are classified as a financial liability. Where the instrument so classified takes the legal form of the Company's own shares, the amounts presented in these financial statements for called up share capital and share premium account exclude amounts in relation to those shares.

Notes

(continued)

Finance payments associated with financial liabilities are dealt with as part of interest payable and similar charges. Finance payments associated with financial instruments that are classified as part of shareholders' funds (see dividends policy), are dealt with as appropriations in the reconciliation of movements in shareholders' funds.

Share based payments

Omnicom Group Inc (the ultimate parent of the Company) runs a share ownership programme that allows group employees to acquire shares in Omnicom Group Inc.

The fair value of services received in return for shares and granted to employees, is measured by reference to the fair value of shares granted. The fair value is measured at grant date and spread over the period during which the employees become unconditionally entitled to the shares. As permitted by FRS 20, the Company has applied the requirements of this standard to all share based payment awards granted after 7 November 2002.

Taxation

The charge for taxation is based on the profit for the year and takes into account taxation deferred because of timing differences between the treatment of certain items for taxation and accounting purposes.

Deferred tax is recognised, without discounting, in respect of all timing differences between the treatment of certain items for taxation and accounting purposes which have arisen but not reversed by the balance sheet date, except as otherwise required by FRS 19.

Dividends on shares presented within shareholders' funds

Dividends unpaid at the balance sheet date are only recognised as a liability at that date to the extent that they are appropriately authorised and are no longer at the discretion of the Company. Unpaid dividends that do not meet these criteria are disclosed in the notes to the financial statements.

Revenue

In the opinion of the directors, revenue and particulars of revenue as required by Schedule 4, paragraph 55 of the Companies Act 2006, are not meaningful measures of activity in view of the nature of the business.

2 Segmental information

The Company has not disclosed segmental information as in the opinion of the directors the Company operates in one business sector, that of providing financial services to fellow group companies, and generates all income in the United Kingdom.

Notes

(continued)

3 Profit on ordinary activities before taxation

Profit on ordinary activities before taxation is stated

after charging

	2012 £ 000	2011 £ 000
Depreciation and other amounts written off tangible fixed assets owned	4,328	4,242
Amortisation of development costs	18	22
Exchange losses	33	-
Hire of other assets - rentals payable under operating leases	<u>109</u>	<u>104</u>

after crediting

Exchange gains	-	(19)
Hire of plant and machinery - rentals payable under operating leases	<u>(4,967)</u>	<u>(4,984)</u>

Auditor remuneration

	2012 £ 000	2011 £ 000
Audit of these financial statements	<u>29</u>	<u>26</u>
Amounts receivable by auditor and their associates in respect of.		
Other services	<u>38</u>	<u>33</u>

Notes

(continued)

4 Remuneration of directors

	2012	2011
	£ 000	£ 000
Directors' emoluments	326	311
Amounts receivable under long term incentive schemes	<u>37</u>	<u>18</u>
	363	329
Company contributions to money purchase pension schemes	<u>27</u>	<u>26</u>
	<u>390</u>	<u>355</u>

The aggregate of emoluments and amounts receivable under long term incentive schemes of the highest paid director was £229,907 (2011 £220,323), and Company pension contributions of £18,582 (2011 £18,167) were made to a money purchase scheme

During the year, the highest paid director received shares under a long term incentive scheme

Retirement benefits are accruing to the following number of directors

	2012	2011
	No.	No
The number of directors in respect of whose services shares were received or receivable under long term incentive schemes was	<u>1</u>	<u>1</u>

The Company's directors participate in the restricted stock scheme operated by the Ultimate Parent Undertaking. Shares were received or receivable under this restricted share scheme by 1 director (2011 1)

Under this scheme, certain directors have been awarded restricted shares in the ultimate parent undertaking, Omnicom Group Inc. The restricted shares typically vest in 20% annual increments provided the director remains an employee of the Omnicom group. Restricted shares may not be sold, transferred, pledged or otherwise encumbered until the restrictions lapse. Under most circumstances, the director forfeits the shares still subject to restriction in return of the nominal price they paid for them at the time the award was granted, if the director ceases employment prior to the end of the period of restriction.

Amounts recognised as long term incentives are in respect of restricted share awards vesting within the year. At the end of the year the Company had accrued £35,260 (2011 £15,876) in respect of unvested restricted share awards to directors.

Notes

(continued)

5 Staff numbers and costs

The average number of persons employed by the Company (including directors) during the year, analysed by category was as follows

	Number of employees	
	2012	2011
Finance and administration	1	1
Operational	11	10
	<u>12</u>	<u>11</u>

The aggregate payroll costs of these persons were as follows

	2012	2011
	£ 000	£ 000
Wages and salaries	857	766
Share related awards	51	22
Social security costs	120	100
Other pension costs	55	51
	<u>1,083</u>	<u>939</u>

6 Other interest receivable and similar income

	2012	2011
	£ 000	£ 000
Bank interest receivable	1,909	2,409
Receivable from group undertakings	6,102	5,265
Dividends receivable from preference shares	10,539	10,835
Other	214	281
	<u>18,764</u>	<u>18,790</u>

7 Interest payable and similar charges

	2012	2011
	£ 000	£ 000
On bank loans and overdrafts	668	899
Payable to group undertakings	5,350	5,731
Other interest payable	8	16
	<u>6,026</u>	<u>6,646</u>

Notes

(continued)

8 Taxation

Analysis of charge in period

	2012 £ 000	2011 £ 000
UK corporation tax		
Current tax on income for the period	1,099	519
Adjustments in respect of prior periods	<u>(26)</u>	<u>(2,760)</u>
Total current tax	<u>1,073</u>	<u>(2,241)</u>
Deferred tax (see note 13)		
Origination/reversal of timing differences	(16)	9
Effect of decreased tax rate on opening liability	155	201
Adjustment in respect of previous years	<u>35</u>	<u>57</u>
Total deferred tax	<u>174</u>	<u>267</u>
Tax on profit on ordinary activities	<u><u>1,247</u></u>	<u><u>(1,974)</u></u>

Factors affecting current tax charge for the year

The current tax charge for the period is lower than (2011 - lower than) the standard rate of corporation tax in the UK of 24.5% (2011 - 26.5%)

The differences are explained below

	2012 £ 000	2011 £ 000
Profit on ordinary activities before taxation	<u>14,970</u>	<u>12,814</u>
Profit on ordinary activities multiplied by the standard rate of corporation tax in the UK of 24.5% (2011 - 26.5%)	3,668	3,396
Expenses not deductible for tax purposes	1	3
Difference between depreciation and amortisation and capital allowances	12	(9)
Non-taxable income	(2,582)	(2,871)
Adjustment to tax charge in respect of prior years	<u>(26)</u>	<u>(2,760)</u>
Total current tax charge (see above)	<u><u>1,073</u></u>	<u><u>(2,241)</u></u>

Notes

(continued)

Accounting periods ending after the substantive enactment of the reduction to 24% and 23%

On 21 March 2012 the Chancellor revised the previously announced reduction in the main rate of UK corporation tax to 24 per cent with effect from 1 April 2012 and a further reduction to 23 per cent with effect from 1 April 2013. These changes became substantively enacted on 26 March 2012 and 3 July 2012 respectively and therefore the effect of these rate reductions creates a reduction in the deferred tax asset which has been included in the figures above.

The Chancellor proposed a further change to reduce the main rate of corporation tax to 21 per cent with effect from 1 April 2014, but this change has not yet been substantively enacted and therefore is not included in the figures above. The overall effect of the further reduction from 23 per cent to 21 per cent, if this is applied to the deferred tax balance at 31 December 2012, would be to further reduce the deferred tax asset by approximately £198,000.

9 Dividends and other appropriations

Dividends on shares classified as shareholders' funds

	2012 £ 000	2011 £ 000
Interim dividend paid	<u>-</u>	<u>18,100</u>

10 Intangible fixed assets

	Software £ 000
Cost	
At 1 January 2012	557
Additions	<u>24</u>
At 31 December 2012	<u>581</u>
Amortisation	
At 1 January 2012	534
Charge for the year	<u>18</u>
At 31 December 2012	<u>552</u>
Net book value	
At 31 December 2012	<u>29</u>
At 31 December 2011	<u>23</u>

Notes

(continued)

11 Tangible fixed assets

	Fixtures, fittings, tools and equipment £ 000	Office equipment £ 000	Total £ 000
Cost or valuation			
At 1 January 2012	3,373	13,263	16,636
Additions	336	3,699	4,035
Disposals	(577)	(3,520)	(4,097)
At 31 December 2012	3,132	13,442	16,574
Depreciation			
At 1 January 2012	1,787	5,998	7,785
Charge for the year	448	3,880	4,328
Disposals	(575)	(3,519)	(4,094)
At 31 December 2012	1,660	6,359	8,019
Net book value			
At 31 December 2012	1,472	7,083	8,555
At 31 December 2011	1,586	7,265	8,851

Substantially all fixed assets are leased under operating leases to fellow group undertakings

Assets held for use in operating leases:	2012 £ 000	2011 £ 000
Cost	16,210	16,261
Depreciation	(7,673)	(7,436)
Net Book Value	8,537	8,825

Operating Lease Residual Values	Furniture & Fittings £ 000	Computer & Office Equipment £ 000
Within 1 year	49	627
Between 1 and two years	166	469
Between 2 and 5 years	203	460
More than 5 years	134	-
Total	552	1,556

Notes

(continued)

12 Fixed asset investments

Shares in group undertakings and participating interests

	Shares in group undertakings £ 000	Loans to group undertakings £ 000	Total £ 000
Cost			
At 1 January 2012	98,401	264,138	362,539
Additions	125	81,400	81,525
Repayments	-	(92,400)	(92,400)
At 31 December 2012	<u>98,526</u>	<u>253,138</u>	<u>351,664</u>
Net book value			
At 31 December 2012	<u>98,526</u>	<u>253,138</u>	<u>351,664</u>
At 31 December 2011	<u>98,401</u>	<u>264,138</u>	<u>362,539</u>

The loans are in respect of preference shares issued by fellow group undertakings

Details of undertakings

The principal companies in which the Company's interest at the year end is more than 20% are as follows

Undertaking	Country of incorporation	Principal activity	Class of shares held	Percentage of shares held
Subsidiary undertakings				
Omnicom Pacific Finance Limited	UK	Group Treasury	Ordinary	100%
OFP Finance Africa (Pty) Limited	South Africa	Group Treasury	Common shares	100%
Direct				

Both companies are unlisted and Omnicom Pacific Finance Limited is incorporated in England and Wales and OFP Finance Africa (Pty) Limited is incorporated in South Africa

Notes

(continued)

13 Debtors

	2012 £ 000	2011 £ 000
Amounts owed by associate undertakings	-	2,653
Amounts owed by group undertakings - loans and advances	145,770	510,528
Other debtors	5,333	3,250
Deferred tax assets	2,074	2,248
Prepayments and accrued income	254	187
	<u>153,431</u>	<u>518,866</u>
		Deferred tax asset
		£ 000
At beginning of year		2,248
Charged to the profit and loss account		16
Decrease in tax rate		(155)
Adjustment in respect of prior years		(35)
Total		<u>2,074</u>

14 Creditors. Amounts falling due within one year

	2012 £ 000	2011 £ 000
Bank loans and overdrafts	70,608	175,028
Amounts owed to associate undertakings	8,757	12,109
Amounts owed to group undertakings - loans and advances	548,439	566,624
Accruals and deferred income	1,069	536
	<u>628,873</u>	<u>754,297</u>

15 Called up share capital

	2012 £ 000	2011 £ 000
<i>Allotted, called up and fully paid</i>		
Equity 167,267 Ordinary shares of £ 1 each	<u>167,267</u>	<u>167,267</u>

Notes

(continued)

16 Reserves

	Share premium account £ 000	Other reserves £ 000	Profit and loss account £ 000	Total £ 000
At 1 January 2012	93,909	32,259	15,608	141,776
Profit for the year	-	-	13,723	13,723
At 31 December 2012	<u>93,909</u>	<u>32,259</u>	<u>29,331</u>	<u>155,499</u>

17 Commitments

During the year the Company entered into spot and forward contracts to buy and sell foreign currencies for hedging intercompany loans receivable and payable

At the end of the year the Company had borrowing and foreign exchange facilities supported by Omnicom Group Inc guarantees amounting to £100.4 million (2011 £56.4 million)

In October 2011 Omnicom Group Inc entered into a credit facility for US\$2.5 billion, expiring in October 2016. The facility provides credit support for Omnicom Group Inc's US\$1.5 billion commercial paper programme under which Omnicom Capital Inc and Omnicom Finance plc may issue commercial paper and it is also available to those companies to draw down if required. The credit agreement provides committed funds and is supported by an Omnicom Group Inc guarantee.

18 Pension schemes

The Company operates a defined contribution pension scheme. The pension cost charge for the period represents contributions payable by the Company to the scheme and amounted to £54,807 (2011 £51,193).

19 Ultimate parent company

The Company is a subsidiary undertaking of Omnicom Group Inc incorporated in the United States of America.

The largest group in which the results of the Company are consolidated is that headed by Omnicom Group Inc. The consolidated accounts of this company are available to the public and may be obtained from Omnicom Group Inc, 437 Madison Avenue, New York, NY 10022, USA. No other group accounts include the results of the Company.