




THE EVERTON FOOTBALL CLUB
COMPANY LIMITED



Annual Report and Statement of Accounts 1996

Directors

P R Johnson (Chairman)
Sir Desmond H Pitcher DL
(Deputy Chairman)
B C Finch
R J Hughes
Sir Philip Carter CBE
Dr D M Marsh
K M Taitlin
W Kenwright
A J L Abercromby
Lord Grantchester

Secretary

M J Dunford

Registered Office

Goodison Park
Liverpool
L4 4EL

Auditors

KPMG
Chartered Accountants
Richmond House
1 Rumbold Place
Liverpool
L3 9QY

Bankers

National Westminster Bank plc
Liverpool Business Centre
P O Box 138
First Floor
22 Castle Street
Liverpool
L69 2BE

Registrars

Independent Registrars Group Ltd
Balfour House
390/398 High Road
Ilford
Essex
IG1 1NQ

CONTENTS

<i>Directors and Advisers</i>	2
<i>Contents</i>	3
<i>Notice of Meeting</i>	4
<i>Chairman's Report</i>	5
<i>Directors' Report</i>	9
<i>Profit and Loss Account</i>	11
<i>Balance Sheet</i>	12
<i>Cash Flow Statement</i>	13
<i>Notes to the Accounts</i>	14
<i>Auditors' Report</i>	20
<i>Results and Attendances 1995-96</i>	21
<i>Fixtures 1996-97</i>	22

COMPANIES HOUSE 21/03/97

C O N T E N T S



NOTICE OF ANNUAL GENERAL MEETING

Notice is hereby given that the one hundred and seventeenth Annual General Meeting of The Everton Football Club Company Limited (The Company) will be held in the Alex Young Lounge, Goodison Park, Liverpool, L4 4EL on Thursday 28 November 1996 at 7.00 pm for the purpose of considering the following business:

1) To receive the Directors' Report and Financial Statements for the year ended 31 May 1996.

2) To re-elect Directors. In accordance with the Articles of Association the following Directors retire by rotation and, being eligible, offer themselves for re-election:-

Mr P R Johnson
Mr A J L Abercromby
Lord Grantchester

3) To re-appoint KPMG as Auditors to the Company and to authorise the Directors to fix their remuneration.

4) To transact any other business which may be transacted at the Annual General Meeting of the Company.

The stock transfer books of the Company will be closed until the 29 November 1996.

By order of the Board.

M J Dunford
Secretary
Goodison Park
Liverpool
L4 4EL

29 October 1996

Notes

1) A member entitled to attend and vote at the above meeting may appoint one or more proxies to attend, and on a poll, to vote in his/her place. A proxy need not be a member of the Company.

2) To be valid, a duly executed instrument of proxy must be lodged at the Registered Office of the Company at least 48 hours before the time appointed for holding the meeting.

3) Admission to the Meeting will be on presentation of the Attendance Card enclosed with the Annual Report.





In my opinion the achievements of the 1995/96 season can be summarised in one word, 'progress'. Without the fear of relegation hanging over our head, the Team achieved a highly creditable sixth position in the FA Premiership.

The season started with yet another trip to Wembley which saw a 1-0 victory over FA Premier League Champions, Blackburn, a lone goal by Vinny Samways separating the sides. Our FA Cup success in May 1995 took us back into Europe after an absence of ten years. We thoroughly enjoyed our visits to both Reykjavik and Feyenoord and I am still convinced that had our full strength side been available, we would have progressed even further in the competition.

The taste of European football has certainly whetted our appetite for more of the same. Normally our final league position would have entitled entry into the UEFA Cup competition this season, the sixth place having attracted the additional Fair Play place, but as in the mid-eighties events outside our control cost us our European place to our bitter disappointment. The Football Association tried to argue the case with UEFA but to no avail.

We accumulated sixty-one FA Premier League points, finished fourth highest in terms of goals scored and with a defensive record only bettered by five other Clubs. Our domestic cup ventures were, to say the least, disappointing. In defending the FA Cup we struggled against lower league opposition with eventual defeat at the hands of Port Vale. Coupled with an early exit against Millwall in the Coca Cola Cup, both were bitter blows to our pride and finances.



CHAIRMAN'S REPORT



LEGENDS

Sports Bar



The new Legends Sports Bar and The Captains' Table Restaurant are further examples of the ongoing improvements made at Goodison Park



Probably the most pleasing aspect of last season was the continuing trend towards increasingly larger league gates at Goodison Park. A tremendous average, exceeding 35,000, which is more than when we last won the Championship. Once again Evertonians believe that Goodison Park is alive and that we are moving positively towards re-establishing ourselves as a major force in British football yet again.




Under the expert guidance of Joe Royle and Willie Donachie the first team have made great progress. This has been mirrored by our Reserve and Youth Teams both achieving creditable positions within their respective leagues. The Youth Development programme still remains a firm priority. To this end, your Board is committed to securing the best youngsters for the Club and allowing them time to develop their skills under the supervision of quality coaches, within first class facilities.

During the year, the Board have again spent heavily on improving the playing strength - in fact, a net £8.4 million has been invested as we continue to strengthen our squad. However, we must be mindful of the "Jean Marc Bosman" judgement, and it will come as no surprise if, within the next few years, the internal transfer system as we know it disappears. Given our excellent attendance record, the fact that we are able to record a profit before transfer fees of only £441,000 bears testimony, if any was needed, to the high cost of assembling and maintaining a squad capable of challenging for honours.

As mentioned in the last accounts, a revaluation of Club properties has been undertaken which has had a positive impact on our Balance Sheet. You will note from the accounts that our overdraft facility has increased considerably during the year and we wish to place on record our thanks to National Westminster Bank plc for their continued support.

Commercially, the Club has again made considerable strides. Both the Megastore and Satellite Shop, which have proved a tremendous success, will generate considerable income for the Club in coming years, as our Retail and Mail Order Departments expand. The Main Stand Executive areas, which were improved considerably last summer, are proving highly popular and the facilities are on a par with the best in the Premier League. We have continued our policy of refurbishment of many toilet and bar areas, whilst our ground catering operation has been revisited with improvements to presentation, service and product range.



I was particularly delighted that the City Council saw fit to honour the Club with the Freedom of the City, in recognition of our achievements and community work over many years.

A special word of appreciation must go to our Club sponsors DANKA and our official kit suppliers UMBRO. Both companies have again pledged their support to the Club and we look forward to working with them in the future.

In general, our relationship with the local and national media has been excellent and we look forward to this continuing. I would wish to place on record our thanks to the Merseyside Constabulary, all emergency services and the Local Authority for the support and advice they have given the Club.

On the transfer front, since my last report we have seen the incoming transfers of Andrei Kanchelskis, Craig Short, John Hills and Marc Hottiger, whilst during the similar period we have seen Stuart Barlow, Gary Rowett, Paul Holmes and Alex Smith leaving Goodison Park. On the international scene, Neville Southall, Barry Horne, Daniel Amokachi and Andrei Kanchelskis all represented their countries at full International level and we were pleased to see the emergence of both Jon O'Connor and Michael Branch as future England Internationals by their call-ups at under 18 and under 21 International level. Our congratulations go to each and everyone of them.

On a note of sadness we have to record the deaths of two of our staunchest supporters namely our long serving Shareholders Association Secretary, Mrs Enid Jones and Shareholder Mr Freddie Peacock. These much respected characters will be missed by everybody connected with the Club.

In closing, may I express my deep personal thanks to my fellow Directors for their support and my thanks go to all members of staff at Goodison for the hard work they have put in for the Club this year. Certainly as I have said in my opening comments, progress is the key word at Goodison. Your board is confident in the club's future prospects and we will continue to ensure supporters of this great Club are given the opportunity of watching "Nothing But The Best".

Peter Johnson
22 August 1996



DIRECTORS' REPORT

The Directors present their report and the financial statements of the Company for the year ended 31 May 1996.

Principal Activity

The principal activity of the Company continues to be that of a professional football club.

Review of Business

The results of the year's trading are shown on page 11 of the financial statements.

A net loss of £7,961,964 arose in the year.

A review of the Company's business and future developments is set out in the Chairman's Report.

Dividend

The directors do not recommend the payment of a dividend.

Fixed Assets

Information relating to changes in the fixed assets is given in note 10 to the financial statements.

Directors

The directors in office in the year and their beneficial interests in the share capital of the company at the end of the financial year and of the previous financial year (or date of appointment where later) were as follows:

	Number of Stock Units	
	31st May 1996	31st May 1995
P R Johnson	2,497	2,498
Sir Desmond H Pitcher DL	15	13
B C Finch	21	12
R J Hughes	3	3
Sir Philip Carter CBE	103	103
Dr D M Marsh	10	10
K M Tamlin	17	17
D A B Newton	-	5
W Kenwright	25	25
A J L Abercromby	15	3
Lord Grantchester	112	102

D A B Newton resigned as a director with effect from 26 September 1995.

In accordance with the Articles of Association Mr P R Johnson, Mr A J L Abercromby and Lord Grantchester retire by rotation and, being eligible, offer themselves for re-election.

The Board of Directors, in accordance with the Articles of Association determined that the maximum number of directors should be ten with effect from 26 September 1995.

Directors' Responsibilities

Company law requires the directors to prepare financial statements for each financial year which give a true and fair view of the state of affairs of the company and of the profit or loss of the company for that period. In preparing those financial statements, the directors are required to:

- select suitable accounting policies and then apply them consistently;
- make judgements and estimates that are reasonable and prudent;
- state whether applicable accounting standards have been followed, subject to any material departures disclosed and explained in the financial statements; and
- prepare the financial statements on the going concern basis unless it is inappropriate to presume that the company will continue in business.


The directors are responsible for keeping proper accounting records which disclose, with reasonable accuracy, at any time, the financial position of the company and to enable them to ensure that the financial statements comply with the Companies Act 1985. They have general responsibility for taking such steps as are reasonably open to them to safeguard the assets of the company and to prevent and detect fraud and other irregularities.

Auditors

Messrs Rogers, Bowler & Co. have resigned as auditors subsequent to the year end. The directors would like to place on record their appreciation of their work during their long association with the Club. To fill the casual vacancy arising, the directors have appointed KPMG as auditors who have signified their willingness to continue in office, if re-appointed, at the forthcoming annual general meeting.

Approved by the Board on 22 August 1996
and signed on its behalf by

M Dunford, Secretary



PROFIT AND LOSS ACCOUNT

For the year ended 31 May 1996

	Notes	1996 £	1995 £
<i>Turnover</i>	2	17,004,370	13,545,624
Direct operating costs		(15,851,634)	(12,607,814)
<i>Gross Profit</i>		1,152,736	937,810
Other income	3	141,137	146,471
<i>Operating Profit</i>	4	1,293,873	1,084,281
Interest receivable	5	6,170	62,760
Interest payable	6	(858,988)	(143,277)
<i>Profit</i> on ordinary activities before transfer fees		441,055	1,003,764
Net transfer fees	7	(8,403,019)	(10,377,160)
<i>Loss</i> on ordinary activities before taxation		(7,961,964)	(9,373,396)
Taxation	9	-	-
<i>Loss for the year</i>	15	(7,961,964)	(9,373,396)

All amounts relate to continuing operations.

The company has no recognised gains or losses other than the loss for each of the above two financial years and the revaluation of the club's properties in 1996 as shown in Note 16.

There is no material difference between reported profits and losses and historical cost profits and losses.




BALANCE SHEET
At 31 May 1996

	Notes	1996 £	1995 £
<i>Fixed Assets</i>			
Tangible assets	10	14,145,206	9,544,300
<i>Current Assets</i>			
Stocks	11	684,838	208,887
Debtors	12	1,080,698	3,306,112
Cash at bank and in hand		37,248	32,700
		<u>1,802,784</u>	<u>3,547,699</u>
<i>Creditors</i>			
Amounts falling due within one year	13	<u>(18,899,989)</u>	<u>(9,218,326)</u>
<i>Net Current Liabilities</i>		<u>(17,097,205)</u>	<u>(5,670,627)</u>
<i>Total Assets Less Current Liabilities</i>		<u>(2,951,999)</u>	<u>3,873,673</u>
<i>Capital and Reserves</i>			
Called up share capital	14	5,000	5,000
Share premium account	15	9,997,500	9,997,500
Revaluation reserve	15	5,663,617	4,527,325
Profit and loss account	15	<u>(18,618,116)</u>	<u>(10,656,152)</u>
Shareholders' funds	16	<u>(2,951,999)</u>	<u>3,873,673</u>

The financial statements were approved by the Board on 22 August 1996 and signed on its behalf by

P R Johnson & R J Hughes
Directors

CASH FLOW STATEMENT

For the year ended 31 May 1996

	Notes	1996	1995
		£	£
NET CASH INFLOW FROM OPERATING ACTIVITIES	17a	782,433	2,966,299
<i>Returns on investments and servicing of finance</i>			
Interest received		6,170	62,760
Interest paid		(604,442)	(143,277)
Net cash outflow from returns on investments and finance		(598,272)	(80,517)
<i>Taxation</i>			
Tax refunded		-	3,382
<i>Investing activities</i>			
Payments to acquire tangible fixed assets		(3,602,878)	(2,644,175)
Grants from The Football Trust		100,000	1,503,465
Receipts from sales of tangible fixed assets		-	86,484
Transfer fees paid		(9,183,019)	(12,727,160)
Transfer fees received		705,000	2,350,000
Net cash outflow from investing activities		(11,980,897)	(11,431,386)
NET CASH OUTFLOW BEFORE FINANCING		(11,796,736)	(8,542,222)
<i>Financing</i>			
Issue of new share capital, including premium		-	10,000,000
Loans repaid		-	(53,352)
Net cash inflow from financing		-	9,946,648
(DECREASE)/INCREASE IN CASH AND CASH EQUIVALENTS	17b	(11,796,736)	1,404,426

CASH FLOW STATEMENT



NOTES TO THE ACCOUNTS

For year ended 31 May 1996

ACCOUNTING BASIS AND POLICIES

These accounts have been prepared on the historical cost basis of accounting as modified to include valuations of the Club's properties, and in accordance with applicable UK accounting standards and accounting policies consistent with those adopted previously. The principal accounting policies are as follows:

(i) *Turnover*

Turnover is stated exclusive of value added tax and match receipts are included net of percentage payments to visiting clubs, The FA Premier League and The Football Association.

(ii) *Fixed Assets and Depreciation*

Depreciation is not provided on freehold properties. It is the group's policy to maintain all its properties in such a condition that the estimated aggregate residual values are at least equal to their book values. Consequently, any element of depreciation would, in the opinion of the directors, be immaterial. Residual values are appraised each year by reference to the estimated depreciated replacement cost of the properties in aggregate, and the Goodison Park stadium in particular. Provision will be made against the cost of the properties in the event of any permanent diminution in their values. Depreciation on other fixed assets has been calculated at 25% on book value.

(iii) *Stocks*

Stocks are valued at the lower of cost and net realisable value

(iv) *Transfer Fees*

Transfer fees payable and receivable are dealt with in the profit and loss account in the year in which the transfer contract is signed.

(v) *Signing-on Fees and Loyalty Bonuses*

Signing-on fees and loyalty bonuses are charged on the accruals basis and those instalments due in the future on continued service are not provided for but are noted as contingent liabilities at Note 19.

(vi) *Grants*

Government grants towards freehold properties are deducted from the cost of these assets. Although this treatment is permitted by Statement of Standard Accounting Practice No 4, it is not in accordance with Schedule 4 to the Companies Act 1985 under which the freehold properties should be stated at their purchase price or production cost and the government grants treated as deferred income and released to profit and loss account over the useful life of the corresponding assets. The directors are of the opinion that, as the freehold properties are not depreciated as explained above and the government grants would therefore remain in the balance sheet in perpetuity, the treatment otherwise required by the Companies Act 1985 would not present a true and fair view of the group's effective investment in non-depreciating assets. The amount of grants deducted from the properties are set out in note 10, which therefore shows the effect of the company's policy.

(vii) *Deferred Taxation*

Deferred tax is provided at current rates in respect of the tax effect of all material timing differences, to the extent that it is probable that a liability or asset will crystallise in the foreseeable future.

2 TURNOVER

	1996 £	1995 £
Match receipts and income from related footballing activities	12,520,006	10,322,361
Commercial and sundry income	4,484,364	3,223,260
	<hr/> 17,004,370	<hr/> 13,545,624

3	OTHER INCOME	1996	1995
		£	£
	Donations from development associations	119,699	127,792
	Rents receivable	21,438	18,679
		<u>141,137</u>	<u>146,471</u>
4	OPERATING PROFIT	1996	1995
		£	£
	The operating profit is stated after charging:		
	Depreciation	204,556	143,191
	Costs of capital restructuring	-	106,315
	Auditors' remuneration - for audit	14,000	9,000
	for other services	<u>7,000</u>	<u>11,650</u>
5	INTEREST RECEIVABLE	1996	1995
		£	£
	Bank deposit interest	-	52,485
	Other interest	6,170	10,275
		<u>6,170</u>	<u>62,760</u>
6	INTEREST PAYABLE	1996	1995
		£	£
	On bank overdrafts	857,259	143,215
	On other liabilities	1,729	62
		<u>858,988</u>	<u>143,277</u>
7	TRANSFER FEES	1996	1995
		£	£
	Transfer fees payable and related levies	(9,183,019)	(12,727,160)
	Transfer fees receivable	780,000	2,350,000
		<u>(8,403,019)</u>	<u>(10,377,160)</u>
8	PARTICULARS OF EMPLOYEES	1996	1995
		Number	Number
	The average weekly number of employees during the year was as follows:		
	Playing, training and management	65	57
	Management and administration	61	35
	Catering and sales	44	50
		<u>170</u>	<u>142</u>
	Aggregate payroll costs were as follows:	1996	1995
		£	£
	Wages and salaries	8,976,377	6,679,794
	Social security costs	768,148	587,216
	Other pension costs	320,035	164,348
		<u>10,064,560</u>	<u>7,431,358</u>

Other pension costs comprise contributions made by the Company in respect of the majority of its permanent employees to pension schemes which are independently administered by the Football League Limited, together with contributions made to individual pension contracts with insurance companies under agreements with certain employees. All pension arrangements are defined contribution schemes and contributions are charged to the profit and loss account in the year to which they relate.

The directors received no emoluments from the company during the year.

TAXATION

No taxation arises on the results of the current year and losses are available for relief against future profits for taxation purposes.

In view of the continuing use of the freehold properties by the company in the future, no provision is considered necessary in respect of the potential tax liability which might arise in the event of the disposal of the properties at the amounts at which they are included in these accounts, and in the opinion of the directors it is impracticable and of no useful purpose to attempt to quantify it.

TANGIBLE FIXED ASSETS

	Properties £	Plant and equipment £	Vehicles £	Total £
Cost or valuation				
At 1 June 1995	9,144,258	1,124,032	128,982	10,397,272
Additions	3,333,450	409,960	25,760	3,769,170
Grants	-	(100,000)	-	(100,000)
Disposals	-	-	(8,800)	(8,800)
Revaluation adjustment	1,136,292	-	-	1,136,292
At 31 May 1996	13,614,000	1,433,992	145,942	15,193,934
Depreciation				
At 1 June 1995	-	798,192	54,780	852,972
Provided during year	-	167,465	31,866	199,331
On disposals	-	-	(3,575)	(3,575)
At 31 May 1996	-	965,657	83,071	1,048,728
Net book value				
At 31 May 1996	13,614,000	468,335	62,871	14,145,206
At 31 May 1995	9,144,258	325,840	74,202	9,544,300

The Club's properties are freehold, with the exception of certain minor residential properties which are long leasehold.

The Club's premises at Goodison Park (including the Megastore), the training grounds at Bellefield and Netherton, together with certain minor residential properties were revalued at £13,614,000 by Edward Symmons & Partners, Chartered Surveyors, as at the 14 May 1996. Their book value has been adjusted accordingly and the surplus on revaluation of £1,136,292 has been credited to reserves.

The freehold buildings at Goodison Park (including the Megastore) were valued at depreciated replacement cost, and the land at open market value for its existing use.

The valuation of the training grounds has been prepared on an existing use value basis, and the residential properties have been revalued at open market value basis with the benefit of full vacant possession or subject to and with the benefit of the various leases/agreements as appropriate.

If the freehold properties had not been revalued regularly since 1983 they would have been included at the following amounts on the basis previously appertaining:

	1996	1995
	£	£
Cost	8,134,370	4,800,920
Aggregate depreciation	169,944	162,846
Net book value	<u>7,964,426</u>	<u>4,638,074</u>

STOCKS

	1996	1995
	£	£
Refreshments, souvenirs and goods for resale	675,933	199,982
Maintenance stocks	8,905	8,905
	<u>684,838</u>	<u>208,887</u>

DEBTORS

	1996	1995
	£	£
Trade debtors	708,654	2,661,737
Other debtors	195,665	211,781
Prepayments and accrued income	176,379	432,594
	<u>1,080,698</u>	<u>3,306,112</u>

Other debtors includes a bridging loan of £190,500 (1995 - £190,500) to an officer of the company other than a director

CREDITORS

	1996	1995
	£	£
Amounts falling due within one year		
Trade creditors	595,149	4,206,456
Social security and other taxes	628,407	824,069
Pension scheme premiums	-	1,307
Other creditors	56,133	-
Accruals and deferred income	3,011,818	1,379,295
	<u>4,291,507</u>	<u>6,411,127</u>
Bank overdraft	14,608,482	2,807,199
	<u>18,899,989</u>	<u>9,218,326</u>

The bank overdraft is secured by fixed and floating charges over all the company's assets and undertakings.

EQUITY SHARE CAPITAL		1996	1995
		£	£
Authorised:			
5,000 (1995 - 5,000) stock units of £1 each		5,000	5,000
Allotted, issued and fully paid:			
5,000 (1995 - 5,000) stock units of £1 each		5,000	5,000

RESERVES	Share Premium Account £	Revaluation Reserve £	Profit and Loss Account £
Balance at 1 June 1995	9,997,500	4,527,325	(10,656,152)
Loss for the year	-	-	(7,961,964)
Adjustment on revaluation of properties	-	1,136,292	-
Balance at 31 May 1996	9,997,500	5,663,617	(18,618,116)

RECONCILIATION OF MOVEMENTS IN SHAREHOLDERS FUNDS	1996	1995
	£	£
Loss for the year	(7,961,964)	(9,373,396)
New share capital subscribed, including premium	-	10,000,000
Adjustment on revaluation of properties	1,136,292	-
Net (reduction)/addition to shareholders' funds	(6,825,672)	626,604
Shareholders funds at 1 June 1995	3,873,671	3,247,069
Shareholders' funds at 31 May 1996	(2,952,001)	3,873,673

CASH FLOW STATEMENT

(a) *Reconciliation of operating profit to net cash inflow from operating activities:*

	1996	1995
	£	£
Operating profit	1,293,873	1,084,281
Depreciation charges	204,556	143,191
Increase in stocks	(475,951)	(140,782)
Increase in debtors	2,300,414	(1,535,751)
Increase in creditors	(2,540,459)	3,415,360
Net cash inflow from operating activities	782,433	2,966,299

17 (b) Analysis of cash and cash equivalents

	1996	1995	Change in year
	£	£	£
Cash at bank and in hand	37,246	32,699	4,547
Bank overdrafts	(14,608,482)	(2,807,199)	(11,801,283)
	<u>(14,571,236)</u>	<u>(2,774,500)</u>	<u>(11,796,736)</u>

18 FUTURE CAPITAL EXPENDITURE

	1996	1995
	£	£
Capital expenditure contracted for but not provided for in these accounts amounted to	512,000	2,400,000

19 CONTINGENT LIABILITIES

No provision is included in the accounts for transfer fees of £495,000 which are contingent upon future appearances of certain players, and signing-on fees and loyalty bonuses of £2,073,633 which will become due to certain players if they are still in the service of the Club on specific future dates.

The Club, in common with other clubs in The Football Association Premier League, has prepared a report for the Inland Revenue on certain tax sensitive issues. Negotiations are continuing with the Inland Revenue and at this time no assessment to tax has been raised by them. Contingent on the outcome of such negotiations, Everton may or may not face additional tax liabilities arising in respect of earlier periods. The directors consider that given the uncertainties involved they are unable to make a reasonable assessment as to any potential liability which may arise.

20 POST BALANCE SHEET EVENTS

Since 31 May 1996 the Club has incurred £2.7 million net transfer fees payable.

REPORT OF THE AUDITORS TO THE MEMBERS OF
THE EVERTON FOOTBALL CLUB COMPANY LIMITED

We have audited the financial statements on pages 11 to 19.

Respective Responsibilities of Directors and Auditors

As described on page 10 the company's directors are responsible for the preparation of the financial statements. It is our responsibility to form an independent opinion, based on our audit, on those statements and to report our opinion to you.

Basis of Opinion

We conducted our audit in accordance with Auditing Standards issued by the Auditing Practices Board. An audit includes examination, on a test basis, of evidence relevant to the amounts and disclosures in the financial statements. It also includes an assessment of the significant estimates and judgements made by the directors in the preparation of the financial statements, and of whether the accounting policies are appropriate to the company's circumstances, consistently applied and adequately disclosed.

We planned and performed our audit so as to obtain all the information and explanations which we considered necessary in order to provide us with sufficient evidence to give reasonable assurance that the financial statements are free from material mis-statement, whether caused by fraud or other irregularity or error. In forming our opinion we also evaluated the overall adequacy of the presentation of information in the financial statements.

Opinion

In our opinion the financial statements give a true and fair view of the state of the company's affairs as at 31 May 1996 and of its loss for the year then ended and have been properly prepared in accordance with the Companies Act 1985.

Richmond House
1 Rumford Place
Liverpool L3 9QY

22 August 1996



KPMG
Chartered Accountants
Registered Auditors

FIRST TEAM RESULTS 1995-96

Date	Venue	Opponent	Result	Attendance	Points	Position
August 13	Wembley	Blackburn Rovers FA Charity	1-0	40,149	-	-
August 19	Away	Chelsea	0-0	29,858	1	-
August 23	Home	Arsenal	0-2	36,047	-	-
August 26	Home	Southampton	2-0	33,668	4	10
August 30	Away	Manchester City	2-0	28,432	7	7
September 9	Home	Manchester United	2-3	39,496	7	9
September 14	Away	Reykjavik ECWC 1-1L	3-2	6,000	-	-
September 17	Away	Nottingham Forest	2-3	24,786	7	12
September 20	Away	Millwall CCC2-1L	0-0	12,053	-	-
September 23	Away	West Ham United	1-2	21,085	7	14
September 28	Home	Reykjavik ECWC 1-2L	3-1	18,422	-	-
October 1	Home	Newcastle United	1-3	33,080	7	14
October 4	Home	Millwall CCC2-2L	2-4	14,891	-	-
October 14	Away	Bolton Wanderers	1-1	20,427	8	14
October 19	Home	Feyenoord ECWC 2-1L	0-0	27,256	-	-
October 22	Home	Tottenham Hotspur	1-1	33,629	9	15
October 28	Away	Aston Villa	0-1	32,792	9	16
November 2	Away	Feyenoord ECWC 2-2L	0-1	40,000	-	-
November 5	Home	Blackburn Rovers	1-0	30,097	12	13
November 18	Away	Liverpool	2-1	40,818	15	13
November 22	Home	Queens Park Rangers	2-0	30,009	18	11
November 25	Home	Sheffield Wednesday	2-2	35,898	19	12
December 2	Away	Tottenham Hotspur	0-0	32,894	20	12
December 11	Home	West Ham United	3-0	31,778	23	11
December 16	Away	Newcastle United	0-1	36,557	23	12
December 23	Away	Coventry City	1-2	16,639	23	12
December 26	Home	Middlesbrough	4-0	40,019	26	12
December 30	Home	Leeds United	2-0	40,009	29	11
January 1	Away	Wimbledon	3-2	11,121	32	9
January 7	Home	Stockport County FAC 3	2-2	28,921	-	-
January 13	Home	Chelsea	1-1	34,968	33	10
January 17	Away	Stockport County FAC 3 Rep.	3-2	11,283	-	-
January 20	Away	Arsenal	2-1	38,275	36	9
January 27	Home	Port Vale FAC 4	2-2	33,168	-	-
February 3	Away	Southampton	2-2	15,136	37	9
February 10	Home	Manchester City	2-0	37,354	40	8
February 14	Away	Port Vale FAC 4 Rep.	1-2	19,197	-	-
February 21	Away	Manchester United	0-2	42,459	40	8
February 24	Home	Nottingham Forest	3-0	33,163	43	7
March 2	Away	Middlesbrough	2-0	29,807	46	6
March 9	Home	Coventry City	2-2	34,517	47	7
March 17	Away	Leeds United	2-2	29,425	48	6
March 23	Home	Wimbledon	2-4	31,382	48	7
March 30	Away	Blackburn Rovers	3-0	29,468	51	7
April 6	Home	Bolton Wanderers	3-0	37,974	54	6
April 8	Away	Queens Park Rangers	1-3	18,349	54	7
April 16	Home	Liverpool	1-1	40,120	55	7
April 27	Away	Sheffield Wednesday	5-2	32,724	58	6
May 5	Home	Aston Villa	1-0	40,127	61	6

RESULTS 1995-96



FA CARLING PREMIERSHIP FINAL LEAGUE PLACINGS 1995-96

	<i>Average Attendance</i>	<i>P</i>	<i>W</i>	<i>D</i>	<i>L</i>	<i>F</i>	<i>A</i>	<i>Pts</i>
Manchester United	41700	38	25	7	6	73	35	82
Newcastle United	36507	38	24	6	8	66	37	78
Liverpool	39553	38	20	11	7	70	34	71
Aston Villa	32614	38	18	9	11	52	35	63
Arsenal	37568	38	17	12	9	49	32	63
Everton	35435	38	17	10	11	64	44	61
Blackburn Rovers	27714	38	18	7	13	61	47	61
Tottenham Hotspur	30510	38	16	13	9	50	38	61
Nottingham Forest	25916	38	15	13	10	50	54	58
West Ham United	22340	38	14	9	15	43	52	51
Chelsea	25466	38	12	14	12	46	44	50
Middlesbrough	29283	38	11	10	17	35	50	43
Leeds United	32578	38	12	7	19	40	57	43
Wimbledon	13246	38	10	11	17	55	70	41
Sheffield Wednesday	24877	38	10	10	18	48	61	40
Coventry City	18507	38	8	14	16	42	60	38
Southampton	14820	38	9	11	18	34	52	38
Manchester City	27869	38	9	11	18	33	58	38
Queens Park Rangers	15683	38	9	6	23	38	57	33
Bolton Wanderers	18882	38	8	5	25	39	71	29

FA CARLING PREMIERSHIP FIXTURES 1996-97

<i>Date</i>		<i>Venue</i>	<i>Opponent</i>
August	17	Home	Newcastle United
August	21	Away	Manchester United
August	24	Away	Tottenham Hotspur
September	4	Home	Aston Villa
September	7	Away	Wimbledon
September	14	Home	Middlesbrough
September	18	Home	York City CCC 2 (1)
September	21	Away	Blackburn Rovers
September	25	Away	York City CCC 2 (2)
September	28	Home	Sheffield Wednesday
October	12	Home	West Ham United
October	28	Away	Nottingham Forest
November	4	Home	Coventry City
November	16	Home	Southampton
November	20	Away	Liverpool
November	23	Away	Leicester City
November	30	Home	Sunderland
December	7	Away	Chelsea FAC 2
December	16	Away	Derby County
December	21	Home	Leeds United
December	26	Away	Middlesbrough
December	28	Home	Wimbledon

<i>Date</i>		<i>Venue</i>	<i>Opponent</i>
January	1	Home	Blackburn Rovers
January	4		FAC 3
January	11	Away	Sheffield Wednesday
January	18	Away	Arsenal
January	25		FAC 4
February	1	Home	Nottingham Forest
February	15	Home	Leicester City FAC 5
February	22	Away	Coventry City
March	1	Home	Arsenal
March	5	Away	Southampton
March	8	Away	Leeds United FAC 6
March	15	Home	Derby County
March	22	Home	Manchester United
March	29	Away	Newcastle United
April	5	Away	Aston Villa
April	12	Home	Tottenham Hotspur
		Neutral	FAC S-F
April	19	Away	West Ham United
April	23	Home	Liverpool
May	3	Away	Sunderland
May	11	Home	Chelsea
May	17	Wembley	FAC Final

CCC = Coca-Cola Cup FAC = FA Cup

F I X T U R E S 1 9 9 6 - 9 7





Honours

First Division Champions

1890/91, 1914/15, 1927/28, 1931/32

1938/39, 1962/63, 1969/70, 1984/85, 1986/87

Runners-up

1889/90, 1894/95, 1901/02, 1904/05, 1908/09, 1911/12, 1985/86

Second Division Champions

1930/31

Runners-up

1953/54

FA Cup Winners

1906, 1933, 1966, 1984, 1995

Runners-up

1893, 1897, 1907, 1968, 1985, 1986, 1989

Football League Cup Runners-up

1976/77, 1983/84

FA Charity Shield Winners

1928, 1932, 1963, 1970, 1984, 1985, 1987, 1995, Shared: 1986

European Cup-Winners' Cup Holders

1984/85

FA Youth Cup Winners

1964/65, 1983/84

Runners-up

1960/61, 1976/77, 1982/83

