

Company Number: SC473534

Earth Ways Crowdfunding Platform CIC


**Report and Financial Statements for the year
01 April 2019 until 31 March 2020**

Registered Office Address

Rubha Phoil
Armadale Pier
Ardvasar
IV45 8RS

Directors

Ludwig Appeltans
Danielle Quist



Directors Report

Earth Ways Crowdfunding Platform CIC aims to provide a crowdfunding service to individuals and community organisations for projects that contribute to the general wellbeing of the community, particularly those that promote sustainability, without the fees that are normally charged for these services. Earth Ways Crowdfunding Platform CIC wants all of the resources raised to go to the projects themselves.

Activity this year was again focussed on obtaining enough funds to pay for the costs for the administrative and technological systems required for the website. The software provider inconveniently did not upgrade a feature for donations we depend upon for our business model. Which forced us to look for solutions. We started working on that solution and hope to have that operational soon.

A total of £265.23 in donations were received from 4 individuals and organisations. The amount raised was used to cover some of the office costs and the necessary software subscriptions and fees. This provided us with the opportunity to allow 3 people and organisations to create a crowdfunding project on our website. They managed to raise a total of £18.432 from their supporters. We had to close the website to new applicants until the solution is finalised.

Risk Management

Only small amounts of funds come through the project itself as income generated through crowdfunding goes directly to the PayPal accounts of those fundraising on the site. Earth Ways Crowdfunding Platform CIC will only administer the site, being responsible for software subscriptions and other administrative costs required for the effective operation of the site. An income and expenditure statement is produced monthly and is available for inspection by Directors. It is intended to invite new directors to join the company in the coming years.

Investment Policy

Aside from retaining a very small amount in reserves each year, all funds are to be spent in the short term on site maintenance and administration so there are no funds for long term investment.

Ludwig Appeltans
Director

A handwritten signature in black ink, appearing to read 'Ludwig Appeltans', written over a series of horizontal lines.

MEMORANDUM

TO : The President
FROM : The Vice President
SUBJECT: [Illegible]

[Illegible text block]

[Illegible text block]

[Illegible text block]

[Illegible text block]

[Illegible signature block]

Earth Ways Crowdfunding Platform CIC

Statement of Financial Activities for 1 April 2019 until 31 March 2020

Income	Total
Donations	£265.23
Expenditure	
Administration Costs (fees and subscriptions)	£269.68
Total Funds carried forward	£0

**Earth Ways Crowdfunding Platform CIC
Balance Sheet at 31 March 2020**

	Notes	2020 £	2019 £
Fixed Assets			
Tangible Assets	1	0.00	0.00
Current Assets			
Stock		0.00	0.00
Debtors		0.00	0.00
Creditors: amounts falling due within one year		0.00	0.00
Net Current Assets		0.00	0.00
Net Assets		0.00	0.00
Accumulated Funds		£ 0	4.45

For the year ending 31 March 2020 the company was entitled to exemption under section 477 of the Companies Act 2006 relating to small companies. No members have required the company to obtain an audit in accordance with section 476 of the Companies Act 2006.

The directors acknowledge their responsibilities for complying with the requirements of the Act with respect to accounting records and the preparation of accounts.

These accounts have been prepared in accordance with the provisions applicable to companies subject to the small companies regime.

The financial statements were approved by the Board of Directors on 26 December 2020 and signed on its behalf by

Ludwig Appeltans
Director



Notes to the Financial Statements

1 Fixed Assets

The company currently has no tangible or intangible assets.

THE UNIVERSITY OF CHICAGO

LIBRARY

1215 EAST 58TH STREET, CHICAGO, ILL. 60637

The following pages do not form part of the statutory accounts but are provided as supplementary, supporting information.

Earth Ways Crowdfunding Platform CIC Income and Expenditure Account

Income 1 April 2019 – 31 march 2020


Date	Payee	Description	£
01/04/19	The Singing Heart	donation	20
01/05/19	anon	donation	100
01/01/20	anon	donation	140
01/03/20	Ludwig	donation	5.23

Total £265.23

Expenditure 1 April 2019 – 31 march 2020

Date	Payee	Description	£
19/01/20	BWF Hosting Ltd	Domain name hosting	14.99
05/04/19	Companies House	Companies House 044-886968	13
14/01/20	Companies House	late filing penalty	150
25/05/19	Google	Google Play	15.99
29/11/19	BWF Hosting Ltd	Big Wet Fish Hosting - Invoice	55.68
27/12/18	postoffice	postal order companies house	1.88
30/12/19	postoffice	recorded delivery	2.26
30/12/19	Companies House		15
Whole year	Paypal fees		0.88

Total £269.68



1. The first part of the report is a general introduction to the subject of the study. It discusses the importance of the study and the objectives of the research.

2. The second part of the report is a detailed description of the methodology used in the study. It includes information about the sample size, the data collection methods, and the statistical analysis techniques.

3.

4. The fourth part of the report is a discussion of the results of the study. It compares the findings with the previous research and discusses the implications of the study.

5.

6. The sixth part of the report is a conclusion and a summary of the findings. It also includes some recommendations for future research.

7.

8.

SC473534 Earth Ways Crowdfunding Platform CIC Cashflow :

	Apr-19	May-19
Opening Balance	£4.45	£10.57
Income		
Donations	£20.00	£0.00
Total Income	£20.00	£100.00
Expenditure		
Office costs		15.99
Software Subscriptions		
Companies House Fee	£13.00	
Paypal Fees	£0.88	
Domain Names/Hosting		
Total Expenditure	£13.88	£15.99
Closing Balance	£10.57	£94.58

Signed by
Ludwig Appeltans, Director



1947-1948

1949-1950

1951-1952

1953-1954

1955-1956

1957-1958

1959-1960

1961-1962

1963-1964

1965-1966

1967-1968

1969-1970

1971-1972

1973-1974

1975-1976

1977-1978

1979-1980


1981-1982

Sheet 1 April 2019 untill 31 March 2020

June-19	July-19	Aug-19	Sept-19	Oct-19
£94.58	£94.58	£94.58	£94.58	£94.58

£0.00	£0.00	£0.00	£0.00	£0.00
£0.00	£0.00	£0.00	£0.00	£0.00

£0.00	£0.00	£0.00	£0.00	£0.00
£94.58	£94.58	£94.58	£94.58	£94.58

A handwritten signature in black ink, consisting of a large, stylized 'L' followed by a series of loops and a final downward stroke.

Nov-19	Dec-19	Jan-20	Feb-20	March-20
£94.58	£38.90	£34.76	£24.76	£9.77
£0.00	£0.00	£0.00	£0.00	£249.68
£0.00	£0.00	£140.00	£0.00	£5.23
	£4.14			
		£150.00		£15.00
£55.68			£14.99	
£55.68	£4.14	£150.00	£14.99	£15.00
£38.90	£34.76	£24.76	£9.77	£0.00

Balance to take forward for next tax year



the 1990s, the number of people in the United States who are 65 years of age or older has increased by 50 percent, and the number of people 75 years of age or older has increased by 100 percent. The number of people 85 years of age or older has increased by 200 percent. The number of people 95 years of age or older has increased by 400 percent. The number of people 100 years of age or older has increased by 1,000 percent. The number of people 105 years of age or older has increased by 2,000 percent. The number of people 110 years of age or older has increased by 4,000 percent. The number of people 115 years of age or older has increased by 8,000 percent. The number of people 120 years of age or older has increased by 16,000 percent. The number of people 125 years of age or older has increased by 32,000 percent. The number of people 130 years of age or older has increased by 64,000 percent. The number of people 135 years of age or older has increased by 128,000 percent. The number of people 140 years of age or older has increased by 256,000 percent. The number of people 145 years of age or older has increased by 512,000 percent. The number of people 150 years of age or older has increased by 1,024,000 percent. The number of people 155 years of age or older has increased by 2,048,000 percent. The number of people 160 years of age or older has increased by 4,096,000 percent. The number of people 165 years of age or older has increased by 8,192,000 percent. The number of people 170 years of age or older has increased by 16,384,000 percent. The number of people 175 years of age or older has increased by 32,768,000 percent. The number of people 180 years of age or older has increased by 65,536,000 percent. The number of people 185 years of age or older has increased by 131,072,000 percent. The number of people 190 years of age or older has increased by 262,144,000 percent. The number of people 195 years of age or older has increased by 524,288,000 percent. The number of people 200 years of age or older has increased by 1,048,576,000 percent. The number of people 205 years of age or older has increased by 2,097,152,000 percent. The number of people 210 years of age or older has increased by 4,194,304,000 percent. The number of people 215 years of age or older has increased by 8,388,608,000 percent. The number of people 220 years of age or older has increased by 16,777,216,000 percent. The number of people 225 years of age or older has increased by 33,554,432,000 percent. The number of people 230 years of age or older has increased by 67,108,864,000 percent. The number of people 235 years of age or older has increased by 134,217,728,000 percent. The number of people 240 years of age or older has increased by 268,435,456,000 percent. The number of people 245 years of age or older has increased by 536,870,912,000 percent. The number of people 250 years of age or older has increased by 1,073,741,824,000 percent. The number of people 255 years of age or older has increased by 2,147,483,648,000 percent. The number of people 260 years of age or older has increased by 4,294,967,296,000 percent. The number of people 265 years of age or older has increased by 8,589,934,592,000 percent. The number of people 270 years of age or older has increased by 17,179,869,184,000 percent. The number of people 275 years of age or older has increased by 34,359,738,368,000 percent. The number of people 280 years of age or older has increased by 68,719,476,736,000 percent. The number of people 285 years of age or older has increased by 137,438,953,472,000 percent. The number of people 290 years of age or older has increased by 274,877,906,944,000 percent. The number of people 295 years of age or older has increased by 549,755,813,888,000 percent. The number of people 300 years of age or older has increased by 1,099,511,627,776,000 percent. The number of people 305 years of age or older has increased by 2,199,023,255,552,000 percent. The number of people 310 years of age or older has increased by 4,398,046,511,104,000 percent. The number of people 315 years of age or older has increased by 8,796,093,022,208,000 percent. The number of people 320 years of age or older has increased by 17,592,186,044,416,000 percent. The number of people 325 years of age or older has increased by 35,184,372,088,832,000 percent. The number of people 330 years of age or older has increased by 70,368,744,177,664,000 percent. The number of people 335 years of age or older has increased by 140,737,488,355,328,000 percent. The number of people 340 years of age or older has increased by 281,474,976,710,656,000 percent. The number of people 345 years of age or older has increased by 562,949,953,421,312,000 percent. The number of people 350 years of age or older has increased by 1,125,899,906,842,624,000 percent. The number of people 355 years of age or older has increased by 2,251,799,813,685,248,000 percent. The number of people 360 years of age or older has increased by 4,503,599,627,370,496,000 percent. The number of people 365 years of age or older has increased by 9,007,199,254,740,992,000 percent. The number of people 370 years of age or older has increased by 18,014,398,509,481,984,000 percent. The number of people 375 years of age or older has increased by 36,028,797,018,963,968,000 percent. The number of people 380 years of age or older has increased by 72,057,594,037,927,936,000 percent. The number of people 385 years of age or older has increased by 144,115,188,075,855,872,000 percent. The number of people 390 years of age or older has increased by 288,230,376,151,711,744,000 percent. The number of people 395 years of age or older has increased by 576,460,752,303,423,488,000 percent. The number of people 400 years of age or older has increased by 1,152,921,504,606,846,976,000 percent. The number of people 405 years of age or older has increased by 2,305,843,009,213,693,952,000 percent. The number of people 410 years of age or older has increased by 4,611,686,018,427,387,904,000 percent. The number of people 415 years of age or older has increased by 9,223,372,036,854,775,808,000 percent. The number of people 420 years of age or older has increased by 18,446,744,073,709,551,616,000 percent. The number of people 425 years of age or older has increased by 36,893,488,147,419,103,232,000 percent. The number of people 430 years of age or older has increased by 73,786,976,294,838,206,464,000 percent. The number of people 435 years of age or older has increased by 147,573,952,589,676,412,928,000 percent. The number of people 440 years of age or older has increased by 295,147,905,179,352,825,856,000 percent. The number of people 445 years of age or older has increased by 590,295,810,358,705,651,712,000 percent. The number of people 450 years of age or older has increased by 1,180,591,620,717,411,303,424,000 percent. The number of people 455 years of age or older has increased by 2,361,183,241,434,822,606,848,000 percent. The number of people 460 years of age or older has increased by 4,722,366,482,869,645,213,696,000 percent. The number of people 465 years of age or older has increased by 9,444,732,965,739,290,427,392,000 percent. The number of people 470 years of age or older has increased by 18,889,465,931,478,580,854,784,000 percent. The number of people 475 years of age or older has increased by 37,778,931,862,957,161,709,568,000 percent. The number of people 480 years of age or older has increased by 75,557,863,725,914,323,419,136,000 percent. The number of people 485 years of age or older has increased by 151,115,727,451,828,646,838,272,000 percent. The number of people 490 years of age or older has increased by 302,231,454,903,657,293,676,544,000 percent. The number of people 495 years of age or older has increased by 604,462,909,807,314,587,353,088,000 percent. The number of people 500 years of age or older has increased by 1,208,925,819,614,629,174,706,176,000 percent. The number of people 505 years of age or older has increased by 2,417,851,639,229,258,349,412,352,000 percent. The number of people 510 years of age or older has increased by 4,835,703,278,458,516,698,824,704,000 percent. The number of people 515 years of age or older has increased by 9,671,406,556,917,033,397,649,408,000 percent. The number of people 520 years of age or older has increased by 19,342,813,113,834,066,795,298,816,000 percent. The number of people 525 years of age or older has increased by 38,685,626,227,668,133,590,597,632,000 percent. The number of people 530 years of age or older has increased by 77,371,252,455,336,267,181,195,264,000 percent. The number of people 535 years of age or older has increased by 154,742,504,910,672,534,362,390,528,000 percent. The number of people 540 years of age or older has increased by 309,485,009,821,345,068,724,781,056,000 percent. The number of people 545 years of age or older has increased by 618,970,019,642,690,137,449,562,112,000 percent. The number of people 550 years of age or older has increased by 1,237,940,039,285,380,274,899,124,224,000 percent. The number of people 555 years of age or older has increased by 2,475,880,078,570,760,549,798,248,448,000 percent. The number of people 560 years of age or older has increased by 4,951,760,157,141,521,099,596,496,896,000 percent. The number of people 565 years of age or older has increased by 9,903,520,314,283,042,199,193,993,792,000 percent. The number of people 570 years of age or older has increased by 19,807,040,628,566,084,398,387,987,584,000 percent. The number of people 575 years of age or older has

[illegible]

Figure 1. The effect of the concentration of the *Agrobacterium* suspension on the transformation efficiency of *Agrobacterium* strains. The *Agrobacterium* strains were grown in the YEA medium for 24 h at 28 °C. The cell concentration of the *Agrobacterium* strains was adjusted to 10⁸ cells/ml. The cell suspension was then mixed with the plant tissue and the transformation efficiency was determined. The results are the mean of three independent experiments.

£0.00

Total

£265.23

£269.68

-£4.45

£0.00

A handwritten signature in black ink, consisting of a large, sweeping initial 'S' followed by a stylized, cursive name.

0000

0000

0000

0000

0000

0000

Community Interest Company Report

For official use
(Please leave blank)

--

Please
complete in
typescript
in bold
capitals.

Company Name in
full

Earth Ways Crowdfunding Platform CIC

Company Number

SC473534

Year Ending

March 2020

This template illustrates what the Regulator of Community Interest Companies considers to be best practice for completing a simplified community interest company report. All such reports must be delivered in accordance with section 34 of the Companies (Audit, Investigations and Community Enterprise) Act 2004 and contain the information required by Part 7 of the Community Interest Company Regulations 2005. For further guidance see chapter 8 of the Regulator's guidance notes and the alternate example provided for a more complex company with more detailed notes.

PART 1 - GENERAL DESCRIPTION OF THE COMPANY'S ACTIVITIES AND IMPACT

In the space provided below, please insert a general account of the company's activities in the financial year to which the report relates, including a description of how they have benefited the community.

Activity this year was again focussed on obtaining enough funds to pay for the costs for the administrative and technological systems required for the website. The software provider inconveniently did not upgrade a feature for donations we depend upon for our business model. Which forced us to look for solutions. We started working on that solution and hope to have that operational soon.

A total of £265.23 in donations were received from 4 individuals and organisations. The amount raised was used to cover some of the office costs and the necessary software subscriptions and fees. This provided us with the opportunity to allow 3 people and organisations to create a crowdfunding project on our website. They managed to raise a total of £18.432 from their supporters. We had to close the website to new applicants until the solution is finalised.

WWW.EARTH-WAYS.COM

(Please continue on separate continuation sheet if necessary.)

PART 2 – CONSULTATION WITH STAKEHOLDERS – Please indicate who the company's stakeholders are; how the stakeholders have been consulted and what action, if any, has the company taken in response to feedback from its consultations? If there has been no consultation, this should be made clear.

The stakeholders are the members of the community who are involved in projects that adhere to these ethics:

Earth Care, People Care and Fair Share. These ethics are found in many traditional societies which have existed in relative balance with their environment for much longer than more recent civilizations.

Earth Care asks us to preserve the soil, keep the air and water clean, protect biodiversity, and conserve energy and natural resources.

People Care is about health and well-being, nourishment with good food, lifelong learning, trust, respect and meaningful work.

Fair Share emphasises equitable distribution of resources, networking and cooperation, reduction of consumerism, and rethinking notions of growth, progress and development

Any community members that wish to submit a campaign on our platform need to work towards helping at least one of the ethics above and may not negatively influence any of the 3.

We have asked many people in our social networks if they would use and benefit a platform like ours that is free and ethically sound. The overwhelming response was Yes.

(If applicable, please just state "A social audit report covering these points is attached").

PART 3 – DIRECTORS' REMUNERATION – if you have provided full details in your accounts you need not reproduce it here. Please clearly identify the information within the accounts and confirm that, "There were no other transactions or arrangements in connection with the remuneration of directors, or compensation for director's loss of office, which require to be disclosed" (See example with full notes). If no remuneration was received you must state that "no remuneration was received" below.

No remuneration was received

PART 4 – TRANSFERS OF ASSETS OTHER THAN FOR FULL CONSIDERATION – Please insert full details of any transfers of assets other than for full consideration e.g. Donations to outside bodies. If this does not apply you must state that "no transfer of assets other than for full consideration has been made" below.

No transfer of assets other than for full consideration has been made

PART 5 - SIGNATORY

The original report must be signed by a director or secretary of the company

Signed



Date

28 12 20

Office held (delete as appropriate) Director/Secretary

You do not have to give any contact information in the box opposite but if you do, it will help the Registrar of Companies to contact you if there is a query on the form. The contact information that you give will be visible to searchers of the public record.

Info (at) earth-ways.com	
Tel	
DX Number	DX Exchange

When you have completed and signed the form, please attach it to the accounts and send both forms by post to the Registrar of Companies at:

For companies registered in England and Wales: Companies House, Crown Way, Cardiff, CF14 3UZ
DX 33050 Cardiff

For companies registered in Scotland: Companies House, 4th Floor, Edinburgh Quay 2, 139 Fountainbridge, Edinburgh, EH3 9FF DX 235 Edinburgh or LP - 4 Edinburgh 2

For companies registered in Northern Ireland: Companies House, 2nd Floor, The Linenhall, 32-38 Linenhall Street, Belfast, BT2 8BG

