

Registered number: SC113061

A<sup>2</sup>+B<sup>®</sup>


COMPANIES HOUSE  
EDINBURGH

27 SEP 2019

FRONT DESK

**80:20 PROCUREMENT  
SERVICES LIMITED**

**DIRECTORS' REPORT AND FINANCIAL STATEMENTS  
FOR THE YEAR ENDED 31 DECEMBER 2018**



COMPANY INFORMATION

<b>DIRECTORS</b>	J Bain (resigned 31 January 2019) P Dorward S A White (appointed 31 January 2019) G Allanach (appointed 27 March 2019, resigned 11 June 2019)
<b>COMPANY SECRETARY</b>	Stronachs Secretaries Limited
<b>REGISTERED NUMBER</b>	SC113061
<b>REGISTERED OFFICE</b>	28 Albyn Place Aberdeen United Kingdom AB10 1YL
<b>INDEPENDENT AUDITOR</b>	Anderson Anderson & Brown Audit LLP Kingshill View Prime Four Business Park Kingswells Aberdeen AB15 8PU

CONTENTS

	Page
Strategic report	1
Directors' report	2
Directors' responsibilities statement	3
Independent auditor's report	4 - 6
Statement of comprehensive income	7
Balance sheet	8
Statement of changes in equity	9
Notes to the financial statements	10 - 19

**STRATEGIC REPORT  
FOR THE YEAR ENDED 31 DECEMBER 2018**

**INTRODUCTION**

The principal activities of 80:20 Procurement Services Ltd continue to be the provision of specialist procurement and supply chain services to our clients in the oil and gas sector.

**BUSINESS REVIEW**

The company has continued to deliver value added services by continually developing people and technology resulting in increased scope of services with existing clients and differentiated services with new clients. Working closely with Peterson on a global scale has created opportunities for global expansion and diversification into new market sectors.

**PRINCIPAL RISKS AND UNCERTAINTIES**

80:20 is at risk to a reduction in the level of activity within the UK oil and gas sector along with pressure on margins. We manage this by continued development of unique business models to keep us at the forefront of our market sector; and by seeking opportunities internationally. Activity levels and margin continue to be an issue within our major marketplace. This is managed through the creation of value added supply chain technology and continual data analysis both internally and externally.

We continue to invest in technology to bring efficiencies to the supply chain.

**FINANCIAL KEY PERFORMANCE INDICATORS**

Turnover: has increased in the year by 20% as we have a larger client base driving more actively.

Operating Profit: has increased by 25% as we enjoy growth in the business. We monitor our intake and margin to ensure our business remains competitive.



**S A White**  
Director

Date: 23/9/2019

**DIRECTORS' REPORT  
FOR THE YEAR ENDED 31 DECEMBER 2018**

The directors present their report and the financial statements for the year ended 31 December 2018.

**RESULTS AND DIVIDENDS**

The profit for the year, after taxation, amounted to £370,521 (2017 - £291,387).

**DIRECTORS**

The directors who served during the year were:

J Bain (resigned 31 January 2019)  
P Dorward

**DISCLOSURE OF INFORMATION TO AUDITOR**

Each of the persons who are directors at the time when this Directors' report is approved has confirmed that:

- so far as the director is aware, there is no relevant audit information of which the company's auditor is unaware, and
- the director has taken all the steps that ought to have been taken as a director in order to be aware of any relevant audit information and to establish that the company's auditor is aware of that information.


**POST BALANCE SHEET EVENTS**

There have been no significant events affecting the company since the year end.

**AUDITOR**

The auditor, Anderson Anderson & Brown Audit LLP, will be proposed for reappointment in accordance with section 485 of the Companies Act 2006.

This report was approved by the board on 23/9/2019 and signed on its behalf.



S A White  
Director

**DIRECTORS' RESPONSIBILITIES STATEMENT  
FOR THE YEAR ENDED 31 DECEMBER 2018**

The directors are responsible for preparing the Strategic report, the Directors' report and the financial statements in accordance with applicable law and regulations.

Company law requires the directors to prepare financial statements for each financial year. Under that law the directors have elected to prepare the financial statements in accordance with applicable law and United Kingdom Accounting Standards (United Kingdom Generally Accepted Accounting Practice), including Financial Reporting Standard 102 'The Financial Reporting Standard applicable in the UK and Republic of Ireland'. Under company law the directors must not approve the financial statements unless they are satisfied that they give a true and fair view of the state of affairs of the company and of the profit or loss of the company for that period.

In preparing these financial statements, the directors are required to:

- select suitable accounting policies for the company's financial statements and then apply them consistently;
- make judgments and accounting estimates that are reasonable and prudent;
- state whether applicable UK Accounting Standards have been followed, subject to any material departures disclosed and explained in the financial statements;
- prepare the financial statements on the going concern basis unless it is inappropriate to presume that the company will continue in business.

The directors are responsible for keeping adequate accounting records that are sufficient to show and explain the company's transactions and disclose with reasonable accuracy at any time the financial position of the company and to enable them to ensure that the financial statements comply with the Companies Act 2006. They are also responsible for safeguarding the assets of the company and hence for taking reasonable steps for the prevention and detection of fraud and other irregularities.

**INDEPENDENT AUDITOR'S REPORT TO THE SHAREHOLDERS OF  
80:20 PROCUREMENT SERVICES LIMITED**



**OPINION**

We have audited the financial statements of 80:20 Procurement Services Limited (the 'company') for the year ended 31 December 2018, which comprise the Statement of comprehensive income, the Balance sheet, the Statement of changes in equity and the related notes, including a summary of significant accounting policies. The financial reporting framework that has been applied in their preparation is applicable law and United Kingdom Accounting Standards, including Financial Reporting Standard 102 'The Financial Reporting Standard applicable in the UK and Republic of Ireland' (United Kingdom Generally Accepted Accounting Practice).

In our opinion the financial statements:

- give a true and fair view of the state of the company's affairs as at 31 December 2018 and of its profit for the year then ended;
- have been properly prepared in accordance with United Kingdom Generally Accepted Accounting Practice; and
- have been prepared in accordance with the requirements of the Companies Act 2006.

**BASIS FOR OPINION**

We conducted our audit in accordance with International Standards on Auditing (UK) (ISAs (UK)) and applicable law. Our responsibilities under those standards are further described in the Auditor's responsibilities for the audit of the financial statements section of our report. We are independent of the company in accordance with the ethical requirements that are relevant to our audit of the financial statements in the United Kingdom, including the Financial Reporting Council's Ethical Standard, and we have fulfilled our other ethical responsibilities in accordance with these requirements. We believe that the audit evidence we have obtained is sufficient and appropriate to provide a basis for our opinion.

**CONCLUSIONS RELATING TO GOING CONCERN**

We have nothing to report in respect of the following matters in relation to which the ISAs (UK) require us to report to you where:

- the directors' use of the going concern basis of accounting in the preparation of the financial statements is not appropriate; or
- the directors have not disclosed in the financial statements any identified material uncertainties that may cast significant doubt about the company's ability to continue to adopt the going concern basis of accounting for a period of at least twelve months from the date when the financial statements are authorised for issue.

**OTHER INFORMATION**

The directors are responsible for the other information. The other information comprises the information included in the Annual Report, other than the financial statements and our Auditor's report thereon. Our opinion on the financial statements does not cover the other information and, except to the extent otherwise explicitly stated in our report, we do not express any form of assurance conclusion thereon.

**INDEPENDENT AUDITOR'S REPORT TO THE SHAREHOLDERS OF  
80:20 PROCUREMENT SERVICES LIMITED (CONTINUED)**

In connection with our audit of the financial statements, our responsibility is to read the other information and, in doing so, consider whether the other information is materially inconsistent with the financial statements or our knowledge obtained in the audit or otherwise appears to be materially misstated. If we identify such material inconsistencies or apparent material misstatements, we are required to determine whether there is a material misstatement in the financial statements or a material misstatement of the other information. If, based on the work we have performed, we conclude that there is a material misstatement of this other information, we are required to report that fact.

We have nothing to report in this regard.

**OPINION ON OTHER MATTERS PRESCRIBED BY THE COMPANIES ACT 2006**

In our opinion, based on the work undertaken in the course of the audit:

- the information given in the Strategic report and the Directors' report for the financial year for which the financial statements are prepared is consistent with the financial statements; and
- the Strategic report and the Directors' report have been prepared in accordance with applicable legal requirements.

**MATTERS ON WHICH WE ARE REQUIRED TO REPORT BY EXCEPTION**

In the light of the knowledge and understanding of the company and its environment obtained in the course of the audit, we have not identified material misstatements in the Strategic report or the Directors' report.

We have nothing to report in respect of the following matters in relation to which the Companies Act 2006 requires us to report to you if, in our opinion:

- adequate accounting records have not been kept, or returns adequate for our audit have not been received from branches not visited by us; or
- the financial statements are not in agreement with the accounting records and returns; or
- certain disclosures of directors' remuneration specified by law are not made; or
- we have not received all the information and explanations we require for our audit.

**RESPONSIBILITIES OF DIRECTORS**

As explained more fully in the Directors' responsibilities statement on page 3, the directors are responsible for the preparation of the financial statements and for being satisfied that they give a true and fair view, and for such internal control as the directors determine is necessary to enable the preparation of financial statements that are free from material misstatement, whether due to fraud or error.

In preparing the financial statements, the directors are responsible for assessing the company's ability to continue as a going concern, disclosing, as applicable, matters related to going concern and using the going concern basis of accounting unless the directors either intend to liquidate the company or to cease operations, or have no realistic alternative but to do so.

INDEPENDENT AUDITOR'S REPORT TO THE SHAREHOLDERS OF  
80:20 PROCUREMENT SERVICES LIMITED (CONTINUED)

**AUDITOR'S RESPONSIBILITIES FOR THE AUDIT OF THE FINANCIAL STATEMENTS**

Our objectives are to obtain reasonable assurance about whether the financial statements as a whole are free from material misstatement, whether due to fraud or error, and to issue an Auditor's report that includes our opinion. Reasonable assurance is a high level of assurance, but is not a guarantee that an audit conducted in accordance with ISAs (UK) will always detect a material misstatement when it exists. Misstatements can arise from fraud or error and are considered material if, individually or in the aggregate, they could reasonably be expected to influence the economic decisions of users taken on the basis of these financial statements.

A further description of our responsibilities for the audit of the financial statements is located on the Financial Reporting Council's website at: [www.frc.org.uk/auditorsresponsibilities](http://www.frc.org.uk/auditorsresponsibilities). This description forms part of our Auditor's report.

**USE OF OUR REPORT**

This report is made solely to the company's members, as a body, in accordance with Chapter 3 of Part 16 of the Companies Act 2006. Our audit work has been undertaken so that we might state to the company's members those matters we are required to state to them in an Auditor's report and for no other purpose. To the fullest extent permitted by law, we do not accept or assume responsibility to anyone other than the company and the company's members, as a body, for our audit work, for this report, or for the opinions we have formed.

*Anderson Anderson & Brown Audit LLP*

**Anderson Anderson & Brown Audit LLP**

Statutory Auditor

Kingshill View  
Prime Four Business Park  
Kingswells  
Aberdeen  
AB15 8PU

Date:

*26 September 2019*

**STATEMENT OF COMPREHENSIVE INCOME  
FOR THE YEAR ENDED 31 DECEMBER 2018**

	2018 £	2017 £
Turnover	20,928,127	17,452,634
Cost of sales	(19,765,218)	(16,620,117)
<b>GROSS PROFIT</b>	<b>1,162,909</b>	<b>832,517</b>
Administrative expenses	(798,834)	(541,568)
<b>OPERATING PROFIT</b>	<b>364,075</b>	<b>290,949</b>
Interest receivable and similar income	409	66
<b>PROFIT ON ORDINARY ACTIVITIES BEFORE TAXATION</b>	<b>364,484</b>	<b>291,015</b>
Taxation on profit on ordinary activities	8 6,037	372
<b>PROFIT FOR THE FINANCIAL YEAR</b>	<b>370,521</b>	<b>291,387</b>

There were no recognised gains and losses for 2018 or 2017 other than those included in the statement of comprehensive income.


There was no other comprehensive income for 2018 (2017:£NIL).

The notes on pages 10 to 19 form part of these financial statements.

**BALANCE SHEET**  
**AS AT 31 DECEMBER 2018**

	Note	2018 £	2017 £
<b>Fixed assets</b>			
Tangible assets	10	126,919	149,430
		<u>126,919</u>	<u>149,430</u>
<b>Current assets</b>			
Stocks	11	348,496	319,174
Debtors	12	6,090,556	5,420,471
Cash at bank and in hand	13	385,991	679,558
		<u>6,825,043</u>	<u>6,419,203</u>
Creditors: Amounts falling due within one year	14	(3,555,939)	(3,533,977)
<b>Net current assets</b>		<u>3,269,104</u>	<u>2,885,226</u>
<b>Total assets less current liabilities</b>		<u>3,396,023</u>	<u>3,034,656</u>
<b>Net assets</b>		<u><u>3,396,023</u></u>	<u><u>3,034,656</u></u>
<b>Capital and reserves</b>			
Called up share capital	16	1,000	1,000
Profit and loss account		<u>3,395,023</u>	<u>3,033,656</u>
		<u><u>3,396,023</u></u>	<u><u>3,034,656</u></u>

The financial statements were approved and authorised for issue by the board and were signed on its behalf by:



**S A White**  
Director

Date: 23/9/2019

The notes on pages 10 to 19 form part of these financial statements.

**STATEMENT OF CHANGES IN EQUITY  
FOR THE YEAR ENDED 31 DECEMBER 2018**

	Called up share capital £	Profit and loss account £	Total equity £
<b>At 1 January 2017</b>	1,000	2,907,452	2,908,452
<b>Comprehensive income for the year</b>			
Profit for the year	-	291,387	291,387
<b>Total comprehensive income for the year</b>	-	291,387	291,387
Dividends: Equity capital	-	(165,183)	(165,183)
<b>At 1 January 2018</b>	1,000	3,033,656	3,034,656
<b>Comprehensive income for the year</b>			
Profit for the year	-	370,521	370,521
<b>Total comprehensive income for the year</b>	-	370,521	370,521
Dividends	-	(9,154)	(9,154)
<b>At 31 December 2018</b>	1,000	3,395,023	3,396,023

The notes on pages 10 to 19 form part of these financial statements.

**1. GENERAL INFORMATION**

80:20 Procurement Services Limited is a private limited company incorporated in Scotland. The registered office is 28 Albyn Place, Aberdeen, AB10 1YL.

The principal activity of the company is the provision of specialist procurement and supply chain services to the oil and gas sector.

**2. ACCOUNTING POLICIES****2.1 BASIS OF PREPARATION OF FINANCIAL STATEMENTS**

The financial statements have been prepared under the historical cost convention unless otherwise specified within these accounting policies and in accordance with Section 1A of Financial Reporting Standard 102, the Financial Reporting Standard applicable in the UK and the Republic of Ireland and the Companies Act 2006.

The following principal accounting policies have been applied:

**2.2 FINANCIAL REPORTING STANDARD 102 - REDUCED DISCLOSURE EXEMPTIONS**

The company has taken advantage of the following disclosure exemptions in preparing these financial statements, as permitted by the FRS 102 "The Financial Reporting Standard applicable in the UK and Republic of Ireland":

- the requirements of Section 4 Statement of Financial Position paragraph 4.12(a)(iv);
- the requirements of Section 7 Statement of Cash Flows;
- the requirements of Section 3 Financial Statement Presentation paragraph 3.17(d);
- the requirements of Section 33 Related Party Disclosures paragraph 33.7.

This information is included in the consolidated financial statements of Peterson Offshore Group B.V. as at 31 December 2018 and these financial statements may be obtained from Paleiskade 41, Den Helder, 1781 AN, Netherlands.

**2.3 GOING CONCERN**

The directors are of the opinion that the company has adequate working capital to execute its operations over the next 12 months. The directors, therefore, have made an informed judgement, at the time of approving the financial statements, that there is a reasonable expectation that the company has adequate resources to continue in operational existence for the foreseeable future. As a result, the directors have continued to adopt the going concern basis of accounting in preparing the annual financial statements.

**NOTES TO THE FINANCIAL STATEMENTS  
FOR THE YEAR ENDED 31 DECEMBER 2018**

**2. ACCOUNTING POLICIES (CONTINUED)**

**2.4 FOREIGN CURRENCY TRANSLATION**

**Functional and presentation currency**

The company's functional and presentational currency is GBP.

**Transactions and balances**

Foreign currency transactions are translated into the functional currency using the spot exchange rates at the dates of the transactions.

At each period end foreign currency monetary items are translated using the closing rate. Non-monetary items measured at historical cost are translated using the exchange rate at the date of the transaction and non-monetary items measured at fair value are measured using the exchange rate when fair value was determined.

Foreign exchange gains and losses that relate to borrowings and cash and cash equivalents are presented in the Statement of comprehensive income within 'finance income or costs'. All other foreign exchange gains and losses are presented in the Statement of comprehensive income within 'other operating income'.

**2.5 REVENUE**

Revenue is recognised to the extent that it is probable that the economic benefits will flow to the company and the revenue can be reliably measured. Revenue is measured as the fair value of the consideration received or receivable, excluding discounts, rebates, value added tax and other sales taxes. The following criteria must also be met before revenue is recognised:

**Rendering of services**

Revenue from a contract to provide services is recognised in the period in which the services are provided in accordance with the stage of completion of the contract when all of the following conditions are satisfied:

- the amount of revenue can be measured reliably;
- it is probable that the company will receive the consideration due under the contract;
- the stage of completion of the contract at the end of the reporting period can be measured reliably; and
- the costs incurred and the costs to complete the contract can be measured reliably.

**2.6 PENSIONS**

**Defined contribution pension plan**

The company contributes to a defined contribution plan for its employees. A defined contribution plan is a pension plan under which the company pays fixed contributions into a separate entity. Once the contributions have been paid the company has no further payment obligations.

The contributions are recognised as an expense in the Statement of comprehensive income when they fall due. Amounts not paid are shown in accruals as a liability in the Balance sheet. The assets of the plan are held separately from the company in independently administered funds.

**2. ACCOUNTING POLICIES (CONTINUED)****2.7 CURRENT AND DEFERRED TAXATION**

The tax expense for the year comprises current and deferred tax. Tax is recognised in the Statement of comprehensive income, except that a charge attributable to an item of income and expense recognised as other comprehensive income or to an item recognised directly in equity is also recognised in other comprehensive income or directly in equity respectively.

The current income tax charge is calculated on the basis of tax rates and laws that have been enacted or substantively enacted by the balance sheet date in the countries where the company operates and generates income.

Deferred tax balances are recognised in respect of all timing differences that have originated but not reversed by the Balance sheet date, except that:

- The recognition of deferred tax assets is limited to the extent that it is probable that they will be recovered against the reversal of deferred tax liabilities or other future taxable profits; and
- Any deferred tax balances are reversed if and when all conditions for retaining associated tax allowances have been met.

Deferred tax balances are not recognised in respect of permanent differences except in respect of business combinations, when deferred tax is recognised on the differences between the fair values of assets acquired and the future tax deductions available for them and the differences between the fair values of liabilities acquired and the amount that will be assessed for tax. Deferred tax is determined using tax rates and laws that have been enacted or substantively enacted by the balance sheet date.

**2.8 TANGIBLE FIXED ASSETS**

Tangible fixed assets under the cost model are stated at historical cost less accumulated depreciation and any accumulated impairment losses. Historical cost includes expenditure that is directly attributable to bringing the asset to the location and condition necessary for it to be capable of operating in the manner intended by management.

Depreciation is charged so as to allocate the cost of assets less their residual value over their estimated useful lives, using the straight-line method.

Depreciation is provided on the following basis:

Motor vehicles	- 33% Straight line
Fixtures & fittings	- 33% Straight line
Office equipment	- 15% Straight line
Computer equipment	- 25% Straight line

The assets' residual values, useful lives and depreciation methods are reviewed, and adjusted prospectively if appropriate, or if there is an indication of a significant change since the last reporting date.

Gains and losses on disposals are determined by comparing the proceeds with the carrying amount and are recognised in the Statement of comprehensive income.

**NOTES TO THE FINANCIAL STATEMENTS  
FOR THE YEAR ENDED 31 DECEMBER 2018**
**2. ACCOUNTING POLICIES (CONTINUED)**
**2.9 STOCKS**

Stocks are stated at the lower of cost and net realisable value, being the estimated selling price less costs to complete and sell. Cost is based on the cost of purchase on a first in, first out basis.

At each balance sheet date, stocks are assessed for impairment. If stock is impaired, the carrying amount is reduced to its selling price less costs to complete and sell. The impairment loss is recognised immediately in the profit or loss.

**2.10 DEBTORS**

Short term debtors are measured at transaction price, less any impairment. Loans receivable are measured initially at fair value, net of transaction costs, and are measured subsequently at amortised cost using the effective interest method, less any impairment.

**2.11 CASH AND CASH EQUIVALENTS**

Cash is represented by cash in hand and deposits with financial institutions repayable without penalty on notice of not more than 24 hours. Cash equivalents are highly liquid investments that mature in no more than three months from the date of acquisition and that are readily convertible to known amounts of cash with insignificant risk of change in value.

**2.12 CREDITORS**

Short term creditors are measured at the transaction price. Other financial liabilities are measured initially at fair value, net of transaction costs, and are measured subsequently at amortised cost using the effective interest method.

**2.13 DIVIDENDS**

Equity dividends are recognised when they become legally payable. Interim equity dividends are recognised when paid. Final equity dividends are recognised when approved by the shareholders at an annual general meeting.

**3. TURNOVER**

The whole of the turnover is attributable to rendering of services.

No analysis of turnover by geographical region or revenue stream is provided, as the directors believe such an analysis would be prejudicial to the company's best interest.

**NOTES TO THE FINANCIAL STATEMENTS  
FOR THE YEAR ENDED 31 DECEMBER 2018**
**4. OPERATING PROFIT**

The operating profit is stated after charging:

	2018 £	2017 £
Depreciation of tangible fixed assets	72,673	58,750
Defined contribution pension cost	84,914	69,718
Gain on disposal of tangible fixed assets	-	1,746
Exchange difference	(33,716)	(22,943)
	<u><u>          </u></u>	<u><u>          </u></u>

**5. AUDITOR'S REMUNERATION**

	2018 £	2017 £
Fees payable to the company's auditor and its associates for the audit of the company's annual accounts	9,500	9,500
	<u><u>          </u></u>	<u><u>          </u></u>

The company has taken advantage of the exemption not to disclose amounts paid for non audit services as these are disclosed in the group accounts of the parent company.

**6. EMPLOYEES**

Staff costs, including directors' remuneration, were as follows:

	2018 £	2017 £
Wages and salaries	800,574	764,801
Social security costs	84,914	69,718
Cost of defined contribution scheme	63,769	62,871
	<u><u>949,257</u></u>	<u><u>897,390</u></u>

The average monthly number of employees, including the directors, during the year was as follows:

	2018 No.	2017 No.
Directors	2	2
Managers	4	4
Operations	23	18
	<u><u>29</u></u>	<u><u>24</u></u>

**NOTES TO THE FINANCIAL STATEMENTS  
FOR THE YEAR ENDED 31 DECEMBER 2018**
**7. DIRECTORS' REMUNERATION**

	2018 £	2017 £
Directors' emoluments	94,287	58,178
Company contributions to defined contribution pension schemes	41,025	34,375
	<u>135,312</u>	<u>92,553</u>

During the year retirement benefits were accruing to 1 director (2017 - 1) in respect of defined contribution pension schemes.

**8. TAXATION**

	2018 £	2017 £
<b>Total current tax</b>	<u>-</u>	<u>-</u>
<b>Deferred tax</b>		
Origination and reversal of timing differences	(6,037)	(372)
<b>Total deferred tax</b>	<u>(6,037)</u>	<u>(372)</u>
<b>TAXATION ON PROFIT ON ORDINARY ACTIVITIES</b>	<u>(6,037)</u>	<u>(372)</u>

**FACTORS AFFECTING TAX CHARGE FOR THE YEAR**

The tax assessed for the year is lower than (2017 - lower than) the standard rate of corporation tax in the UK of 19% (2017 - 19.25%). The differences are explained below:

	2018 £	2017 £
Profit on ordinary activities before tax	<u>364,484</u>	<u>291,015</u>
Profit on ordinary activities multiplied by standard rate of corporation tax in the UK of 19% (2017 - 19.25%)	69,252	56,010
<b>EFFECTS OF:</b>		
Expenses not deductible for tax purposes	163	2,626
Adjust opening and closing deferred tax to average rate of 19.00%	710	49
Group relief claimed	(76,162)	(59,057)
<b>TOTAL TAX CHARGE FOR THE YEAR</b>	<u>(6,037)</u>	<u>(372)</u>

**NOTES TO THE FINANCIAL STATEMENTS  
FOR THE YEAR ENDED 31 DECEMBER 2018**
**9. DIVIDENDS**

	2018 £	2017 £
Dividends	9,154	165,183
	<u>9,154</u>	<u>165,183</u>

**10. TANGIBLE FIXED ASSETS**

	Motor vehicles £	Fixtures & fittings £	Office equipment £	Computer equipment £	Total £
<b>COST OR VALUATION</b>					
At 1 January 2018	79,008	140,924	5,589	239,054	464,575
Additions	1,720	11,901	2,543	33,998	50,162
At 31 December 2018	<u>80,728</u>	<u>152,825</u>	<u>8,132</u>	<u>273,052</u>	<u>514,737</u>
<b>DEPRECIATION</b>					
At 1 January 2018	32,647	135,221	3,578	143,699	315,145
Charge for the year on owned assets	18,705	4,742	1,062	48,164	72,673
At 31 December 2018	<u>51,352</u>	<u>139,963</u>	<u>4,640</u>	<u>191,863</u>	<u>387,818</u>
<b>NET BOOK VALUE</b>					
At 31 December 2018	<u>29,376</u>	<u>12,862</u>	<u>3,492</u>	<u>81,189</u>	<u>126,919</u>
At 31 December 2017	<u>46,361</u>	<u>5,703</u>	<u>2,011</u>	<u>95,355</u>	<u>149,430</u>

**11. STOCKS**

	2018 £	2017 £
Finished goods and goods for resale	348,496	319,174
	<u>348,496</u>	<u>319,174</u>

**NOTES TO THE FINANCIAL STATEMENTS  
FOR THE YEAR ENDED 31 DECEMBER 2018**

**12. DEBTORS**

	2018 £	2017 £
Trade debtors	3,662,714	3,045,399
Amounts owed by group undertakings	1,826,233	1,995,819
Other debtors	143,494	148,361
Prepayments and accrued income	434,670	213,484
Deferred taxation	23,445	17,408
	<u>6,090,556</u>	<u>5,420,471</u>

**13. CASH AND CASH EQUIVALENTS**

	2018 £	2017 £
Cash at bank and in hand	385,991	679,558
	<u>385,991</u>	<u>679,558</u>

**14. CREDITORS: Amounts falling due within one year**

	2018 £	2017 £
Trade creditors	1,923,857	1,989,401
Amounts owed to group undertakings	50,239	482,185
Taxation and social security	166,383	23,564
Accruals and deferred income	1,415,460	1,038,827
	<u>3,555,939</u>	<u>3,533,977</u>

**15. DEFERRED TAXATION**

	£
At beginning of year	17,408
Charged to the profit or loss	6,037
<b>AT END OF YEAR</b>	<b>23,445</b>

The deferred tax asset is made up as follows:

	2018 £	2017 £
Accelerated capital allowances	20,611	17,408
Short term timing differences	2,834	-
	<b>23,445</b>	<b>17,408</b>

**16. SHARE CAPITAL**

	2018 £	2017 £
<b>Allotted, called up and fully paid</b>		
600 (2017 - 600) A Ordinary Shares shares of £1.00 each	600	600
400 (2017 - 400) B Ordinary Shares shares of £1.00 each	400	400
	<b>1,000</b>	<b>1,000</b>

**17. COMMITMENTS UNDER OPERATING LEASES**

At 31 December 2018 the company had future minimum lease payments under non-cancellable operating leases as follows:

	2018 £	2017 £
Not later than 1 year	4,200	4,200
Later than 1 year and not later than 5 years	6,300	10,500
	<b>10,500</b>	<b>14,700</b>

---

**NOTES TO THE FINANCIAL STATEMENTS  
FOR THE YEAR ENDED 31 DECEMBER 2018****18. RELATED PARTY TRANSACTIONS**

During the year, the company made sales of £1,320,212 (2017 - 1,144,370) and purchases of £638,923 (2017 - £533,780) to companies within the group and under common control. As at 31 December 2018, the company had amounts due from companies under common control totalling £1,826,233 (2017 - £1,995,819) and amounts due to companies under common control of £50,239 (2017 - £482,185).

**19. CONTROLLING PARTY**

The immediate parent company is CAI Holdings Limited, a company registered in Scotland, by virtue of its 85% ownership in the company's share capital.

The ultimate controlling company is Peterson Control Union Group BV, a company registered in the Netherlands.