

PURCELL MILLER TRITTON LLP T/A PURCELL

FINANCIAL STATEMENTS

FOR THE YEAR ENDED 30 APRIL 2019

THURSDAY

COMPANIES HOUSE



A8K503KX

A05

12/12/2019

#149

COMPANIES HOUSE

PURCELL MILLER TRITTON LLP T/A PURCELL

INFORMATION

Designated Members

A R Clark
M W Goldspink

LLP registered number

OC315259

Registered office

15 Bermondsey Square, Tower Bridge Road, London, SE1 3UN

Independent auditors

Larking Gowen LLP, King Street House, 15 Upper King Street, Norwich, NR3 1RB

PURCELL MILLER TRITTON LLP T/A PURCELL

CONTENTS

	Page
Members' report	1 - 4
Independent auditors' report	5 - 7
Consolidated income statement	8
Consolidated statement of comprehensive income	9
Consolidated statement of financial position	10 - 11
LLP statement of financial position	12 - 13
Consolidated statement of changes in equity	14 - 15
LLP statement of changes in equity	16 - 17
Consolidated Statement of cash flows	18
Notes to the financial statements	19 - 37

PURCELL MILLER TRITTON LLP T/A PURCELL

MEMBERS' REPORT FOR THE YEAR ENDED 30 APRIL 2019

The members present their annual report together with the audited financial statements of Purcell Miller Tritton LLP t/a Purcell (the "LLP and the Group") for the ended 30 April 2019.

Principal activities

Purcell is a specialist practice of Architects, Masterplanners and Heritage Consultants working across a broad spectrum of sectors, in both the UK, Asia Pacific and Australasia. We are one of few UK practices dedicated both to the care and development of historic places and the creation of innovative new buildings in sensitive contexts. Our purpose is to care for and bring new life to, the historic built environment, expanding the ways in which it is understood and enjoyed by everyone.

On 1 May 2019 the entire trade and assets of the business was incorporated into Purcell Architecture Limited and the business continues to trade as usual within this Company. This is an exciting step towards the evolution of Purcell as an Employee Owned business continuing the culture and standards established over the past 70 years.

Employee Ownership creates a more democratic and collaborative governance structure which sits comfortably with our culture and, when fully embraced by all employees, will create:

- Improved levels and breadth of service to our clients
- Greater levels of innovation
- Greater engagement, development and well-being of our people
- Ability to attract talented new recruits
- Increased levels of profitability and re-investment

Project News

Our projects include much new award-winning design work, often in places of great cultural value. So, from Manchester Town Hall to the Palace of Westminster in London, from our new Cornish archive, Kreson Kernow, to the National Maritime Museum in Greenwich and from Yr Ysgwrn, home of the Welsh poet Hedd Wyn in North Wales, to the new aerospace museum in Bristol, we are constantly reshaping places, uncovering their histories and character embedded in our urban and rural landscapes and communities.

We have a range of clients: Central Government, Local Authorities, Museum and Galleries, Commercial Developers, National Contractors and private individuals developing their individual houses or estates. We are currently working for a national contractor on the wholesale refurbishment of Camden Town Hall in central London, for a private individual developing a house in Regents Park, for Battersea Power Station Development Corporation reimagining the Power Station and Nottingham City Council in re-presenting Nottingham Castle.

This diversity of work is underpinned by our Heritage Planning offer in winning Planning and Listed Building Consents for complex development sites.

Social value

We take the social value created by our projects very seriously. We want to contribute to the communities in which we work. On our work on Manchester Town Hall we have committed to employing apprentices, developing partnerships with local schools, volunteering including becoming STEM ambassadors, ad hoc fundraising through the project, engaging with Higher education institutions forming study links, tutoring, school careers fair, partnering in Women in Architecture, work placements for students and the long-term unemployed, engaging with community groups for the duration of the project. We can bring this experience to our work with the Trust on the East Region Framework.

We understand that responsible development means sustainable development. We have much experience in implementing measures to increase the sustainability of 20c and historic buildings of all periods and types. Reducing the carbon footprint of the work we do is a key component of the social value we aim to bring to the communities in which we work.

PURCELL MILLER TRITTON LLP T/A PURCELL

**MEMBERS' REPORT (continued)
FOR THE YEAR ENDED 30 APRIL 2019**

Strategy and Future Development

The Practice continues to invest in its infrastructure and operations to ensure it continues to deliver the highest standard of services to our clients. Our 'Collective Ambition' sets out the key objectives of our business, and this, together with our move to Employee Ownership, sets us in good stead for our future development.

Principal Risks and Uncertainties

Winning new work and competition from other practices: The Board is conscious of the need to maintain sufficient workload to optimise its resources and so support its financial targets. We continue to seek new work via fostering relationships with both existing clients and building relationships with new. Our core ethos is also collaboration with other architects, consultants and key project stakeholders. We continually review the marketplace for emerging sectors where we can trailblaze.

Brexit and the changing political environment: The Board is conscious of developments and aims to keep abreast of emerging trends and believes the best approach is to maintain business as usual.

Financial Risks

The business objective is to minimise risk and uncertainties through well established internal controls and procedures

Liquidity Risk

The business establishes an annual budget including cashflow projections and produces regular detailed forecasts looking six months ahead so that the management can ensure that sufficient funding is in place to meet investment needs and the business payment obligations as they arise. The business is debt adverse and avoids financing loans and leases wherever possible. We have a long established objective to build and maintain a substantial cash reserve.

Credit Risk

The business monitors credit risk closely and considers that its current procedures for debtors management meet its objective of managing exposure to risks.

Currency Risk

The business monitors its exposure to currency risks and currently considers the exposure to be low.

Employment Policies and Involvement

Purcell Miller Tritton LLP and its subsidiaries are an equal opportunities employer and treat all employees and job applicants equally, irrespective of race, ethnicity, gender, sexual orientation, marital status, age disability or religion.

Within the bounds of commercial confidentiality, information is disseminated to all levels of the staff about matters that affect the progress of the Group and are of interest and concern to them as employees.

Designated Members

A R Clark and M W Goldspink were designated members of the LLP and the Group throughout the period.

PURCELL MILLER TRITTON LLP T/A PURCELL

**MEMBERS' REPORT (continued)
FOR THE YEAR ENDED 30 APRIL 2019**

Members' capital and interests

Each member's subscription to the capital of the LLP is determined by their share of the profit and is repayable following retirement from the LLP.

Details of changes in members' capital in the ended 30 April 2019 are set out in the financial statements.

Members are remunerated from the profits of the LLP and are required to make their own provision for pensions and other benefits. Profits are allocated and divided between members after finalisation of the financial statements. Members draw a proportion of their profit shares monthly during the year in which it is made, with the balance of profits being distributed after the year, subject to the cash requirements of the business.

**MEMBERS' REPORT (continued)
FOR THE YEAR ENDED 30 APRIL 2019**

Members' responsibilities statement

The members are responsible for preparing the annual report and the financial statements in accordance with applicable law and regulations.

Company law, (as applied by The Limited Liability Partnerships (Accounts and Audit) (Application of Companies Act 2006) Regulations 2008), requires the members to prepare financial statements for each financial year. Under that law the members have elected to prepare the financial statements in accordance with United Kingdom Generally Accepted Accounting Practice (United Kingdom Accounting Standards and applicable law). Under company law, (as applied by The Limited Liability Partnerships (Accounts and Audit) (Application of Companies Act 2006) Regulations 2008) the members must not approve the financial statements unless they are satisfied that they give a true and fair view of the state of affairs of the LLP and the Group and of the profit or loss of the Group for that period.

In preparing these financial statements, the members are required to:

- select suitable accounting policies and then apply them consistently;
- make judgments and accounting estimates that are reasonable and prudent;
- prepare the financial statements on the going concern basis unless it is inappropriate to presume that the Group will continue in business.

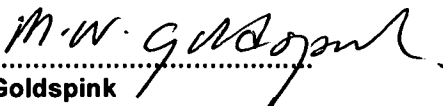
The members are responsible for keeping adequate accounting records that are sufficient to show and explain the LLP and the Group's transactions and disclose with reasonable accuracy at any time the financial position of the Group and to enable them to ensure that the financial statements comply with the Companies Act 2006 (as applied by The Limited Liability Partnerships (Accounts and Audit) (Application of the Companies Act 2006) Regulations 2008). They are also responsible for safeguarding the assets of the LLP and the Group and hence for taking reasonable steps for the prevention and detection of fraud and other irregularities.

Disclosure of information to auditors

Each of the persons who are members at the time when this Members' report is approved has confirmed that:

- so far as that member is aware, there is no relevant audit information of which the Group's auditors are unaware, and
- that member has taken all the steps that ought to have been taken as a member in order to be aware of any relevant audit information and to establish that the Group's auditors are aware of that information.

This report was approved by the members on 4/11/2019 and signed on their behalf by:


.....
M W Goldspink
Designated member

PURCELL MILLER TRITTON LLP T/A PURCELL

INDEPENDENT AUDITORS' REPORT TO THE MEMBERS OF PURCELL MILLER TRITTON LLP T/A PURCELL

Opinion

We have audited the financial statements of Purcell Miller Tritton LLP t/a Purcell (the 'parent LLP') and its subsidiaries (the 'Group') for the year ended 30 April 2019, which comprise the Group Income statement, the Group Statement of comprehensive income, the Group and LLP Statements of financial position, the Group Statement of cash flows, the Group and LLP Statement of changes in equity and the related notes, including a summary of significant accounting policies. The financial reporting framework that has been applied in their preparation is applicable law and United Kingdom Accounting Standards, including Financial Reporting Standard 102 'The Financial Reporting Standard applicable in the UK and Republic of Ireland' (United Kingdom Generally Accepted Accounting Practice).

In our opinion the financial statements:

- give a true and fair view of the state of the Group's and of the parent LLP's affairs as at 30 April 2019 and of the Group's profit for the year then ended;
- have been properly prepared in accordance with United Kingdom Generally Accepted Accounting Practice; and
- have been prepared in accordance with the requirements of the Companies Act 2006, as applied to limited liability partnerships by The Limited Liability Partnerships (Accounts and Audit) (Application of Companies Act 2006) Regulations 2008.

Basis for opinion

We conducted our audit in accordance with International Standards on Auditing (UK) (ISAs (UK)) and applicable law. Our responsibilities under those standards are further described in the Auditors' responsibilities for the audit of the financial statements section of our report. We are independent of the Group in accordance with the ethical requirements that are relevant to our audit of the financial statements in the United Kingdom, including the Financial Reporting Council's Ethical Standard, and we have fulfilled our other ethical responsibilities in accordance with these requirements. We believe that the audit evidence we have obtained is sufficient and appropriate to provide a basis for our opinion.

Conclusions relating to going concern

We have nothing to report in respect of the following matters in relation to which the ISAs (UK) require us to report to you where:

- the members' use of the going concern basis of accounting in the preparation of the financial statements is not appropriate; or
- the members have not disclosed in the financial statements any identified material uncertainties that may cast significant doubt about the Group's or the parent LLP's ability to continue to adopt the going concern basis of accounting for a period of at least twelve months from the date when the financial statements are authorised for issue.

PURCELL MILLER TRITTON LLP T/A PURCELL

**INDEPENDENT AUDITORS' REPORT TO THE MEMBERS OF PURCELL MILLER TRITTON LLP T/A
PURCELL (CONTINUED)**

Other information

The members are responsible for the other information. The other information comprises the information included in the Annual report, other than the financial statements and our Auditors' report thereon. Our opinion on the financial statements does not cover the other information and we do not express any form of assurance conclusion thereon.

In connection with our audit of the financial statements, our responsibility is to read the other information and, in doing so, consider whether the other information is materially inconsistent with the financial statements or our knowledge obtained in the audit or otherwise appears to be materially misstated. If we identify such material inconsistencies or apparent material misstatements, we are required to determine whether there is a material misstatement in the financial statements or a material misstatement of the other information. If, based on the work we have performed, we conclude that there is a material misstatement of this other information, we are required to report that fact.

We have nothing to report in this regard.

Matters on which we are required to report by exception

We have nothing to report in respect of the following matters in relation to which the Companies Act 2006, as applied to limited liability partnerships, requires us to report to you if, in our opinion:

- adequate accounting records have not been kept by the parent LLP, or returns adequate for our audit have not been received from branches not visited by us; or
- the parent LLP financial statements are not in agreement with the accounting records and returns; or
- we have not received all the information and explanations we require for our audit.

Responsibilities of members

As explained more fully in the Members' responsibilities statement on page 1, the members are responsible for the preparation of the financial statements and for being satisfied that they give a true and fair view, and for such internal control as the members determine is necessary to enable the preparation of financial statements that are free from material misstatement, whether due to fraud or error.

In preparing the financial statements, the members are responsible for assessing the Group's and the parent LLP's ability to continue as a going concern, disclosing, as applicable, matters related to going concern and using the going concern basis of accounting unless the members either intend to liquidate the Group or the parent LLP or to cease operations, or have no realistic alternative but to do so.

PURCELL MILLER TRITTON LLP T/A PURCELL

**INDEPENDENT AUDITORS' REPORT TO THE MEMBERS OF PURCELL MILLER TRITTON LLP T/A
PURCELL (CONTINUED)**

Auditors' responsibilities for the audit of the financial statements

Our objectives are to obtain reasonable assurance about whether the financial statements as a whole are free from material misstatement, whether due to fraud or error, and to issue an Auditors' report that includes our opinion. Reasonable assurance is a high level of assurance, but is not a guarantee that an audit conducted in accordance with ISAs (UK) will always detect a material misstatement when it exists. Misstatements can arise from fraud or error and are considered material if, individually or in the aggregate, they could reasonably be expected to influence the economic decisions of users taken on the basis of these financial statements.

A further description of our responsibilities for the audit of the financial statements is located on the Financial Reporting Council's website at: www.frc.org.uk/auditorsresponsibilities. This description forms part of our Auditors' report.

Use of our report

This report is made solely to the LLP's members in accordance with Chapter 3 of Part 16 of the Companies Act 2006, as applied by Part 12 of The Limited Liability Partnerships (Accounts and Audit) (Applications of Companies Act 2006) Regulations 2008. Our audit work has been undertaken so that we might state to the LLP's members those matters we are required to state to them in an Auditors' report and for no other purpose. To the fullest extent permitted by law, we do not accept or assume responsibility to anyone other than the LLP and the LLP's members for our audit work, for this report, or for the opinions we have formed.

MHA 

Ian Fitch FCA (Senior statutory auditor)

for and on behalf of
Larking Gowen LLP

Chartered Accountants
Statutory Auditors

King Street House
15 Upper King Street
Norwich
NR3 1RB

6 December 2019

PURCELL MILLER TRITTON LLP T/A PURCELL

**CONSOLIDATED INCOME STATEMENT
FOR THE YEAR ENDED 30 APRIL 2019**

	Note	2019 £	2018 £
Turnover		19,717,479	19,332,772
Cost of sales		(9,633,877)	(9,662,679)
Gross profit		10,083,602	9,670,093
Administrative expenses		(6,585,311)	(6,982,534)
Operating profit	5	3,498,291	2,687,559
Interest receivable and similar income	8	1,359	43
Interest payable and similar charges	9	-	(3,266)
Profit before tax		3,499,650	2,684,336
Tax on profit	10	(71,192)	(38,473)
Profit for the year before members' remuneration and profit shares		3,428,458	2,645,863
Profit for the financial year attributable to:			
Owners of the parent		3,428,458	2,645,863
 Profit for the year before members' remuneration and profit shares		3,428,458	2,645,863
Members' remuneration charged as an expense		(2,778,802)	(2,259,331)
Profit for the financial year available for discretionary division among members		649,656	386,532

The notes on pages 19 to 37 form part of these financial statements.

PURCELL MILLER TRITTON LLP T/A PURCELL

CONSOLIDATED STATEMENT OF COMPREHENSIVE INCOME
FOR THE YEAR ENDED 30 APRIL 2019

	Note	2019 £	2018 £
Profit for the financial year		649,656	386,532
Other comprehensive income			
Currency translation differences		54,807	(82,003)
Other comprehensive income for the year		54,807	(82,003)
Total comprehensive income for the year		704,463	304,529
Profit for the year attributable to:			
Owners of the parent LLP		649,656	386,532
		649,656	386,532
Total comprehensive income attributable to:			
Owners of the parent LLP		704,463	304,529
		704,463	304,529

The notes on pages 19 to 37 form part of these financial statements.

PURCELL MILLER TRITTON LLP T/A PURCELL
REGISTERED NUMBER: OC315259

CONSOLIDATED STATEMENT OF FINANCIAL POSITION
AS AT 30 APRIL 2019

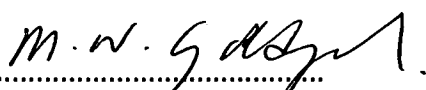
	Note	2019 £	2018 £
Fixed assets			
Tangible assets	12	<u>199,393</u>	<u>230,541</u>
		199,393	230,541
Current assets			
Debtors: amounts falling due within one year	14	4,728,789	6,254,706
Cash at bank and in hand	15	<u>1,147,534</u>	<u>560,730</u>
		5,876,323	6,815,436
Creditors: amounts falling due within one year	16	<u>(4,190,301)</u>	<u>(4,636,616)</u>
Net current assets		<u>1,686,022</u>	<u>2,178,820</u>
Total assets less current liabilities		<u>1,885,415</u>	<u>2,409,361</u>
Provisions for liabilities			
Other provisions	18	<u>(199,149)</u>	<u>(214,328)</u>
		(199,149)	(214,328)
Net assets	20	<u><u>1,686,266</u></u>	<u><u>2,195,033</u></u>

PURCELL MILLER TRITTON LLP T/A PURCELL
REGISTERED NUMBER: OC315259

CONSOLIDATED STATEMENT OF FINANCIAL POSITION (CONTINUED)
AS AT 30 APRIL 2019

	Note	2019 £	2018 £
Capital and reserves			
Loans and other debts due to members within one year			
Other amounts	19	843,085	1,669,783
		<u>843,085</u>	<u>1,669,783</u>
Members' other interests			
Members' capital classified as equity		193,525	138,718
Other reserves classified as equity		649,656	386,532
		<u>843,181</u>	<u>525,250</u>
	20	<u>1,686,266</u>	<u>2,195,033</u>
Total members' interests			
Loans and other debts due to members	19	843,085	1,669,783
Members' other interests		843,181	525,250
		<u>1,686,266</u>	<u>2,195,033</u>

The financial statements were approved and authorised for issue by the members and were signed on their behalf on 4/12/2019



M W Goldspink
 Designated member

The notes on pages 19 to 37 form part of these financial statements.

PURCELL MILLER TRITTON LLP T/A PURCELL
REGISTERED NUMBER: OC315259

LLP STATEMENT OF FINANCIAL POSITION
AS AT 30 APRIL 2019


	Note	2019 £	2018 £
Fixed assets			
Tangible assets	12	186,720	216,155
Investments	13	1,589	1,589
		<u>188,309</u>	<u>217,744</u>
Current assets			
Debtors: amounts falling due within one year	14	4,301,754	5,824,428
Cash at bank and in hand	15	68,750	2,283
		<u>4,370,504</u>	<u>5,826,711</u>
Creditors: amounts falling due within one year	16	(3,974,734)	(4,561,966)
Net current assets		<u>395,770</u>	<u>1,264,745</u>
Total assets less current liabilities		<u>584,079</u>	<u>1,482,489</u>
Provisions for liabilities			
Other provisions	18	(199,149)	(214,328)
		<u>(199,149)</u>	<u>(214,328)</u>
Net assets		<u><u>384,930</u></u>	<u><u>1,268,161</u></u>

PURCELL MILLER TRITTON LLP T/A PURCELL
REGISTERED NUMBER: OC315259

LLP STATEMENT OF FINANCIAL POSITION (CONTINUED)
AS AT 30 APRIL 2019

	Note	2019 £	2018 £
Capital and reserves			
Loans and other debts due to members within one year			
Other amounts		56,681	650,530
		<u>56,681</u>	<u>650,530</u>
Members' other interests			
Other reserves classified as equity		328,249	617,631
		<u>328,249</u>	<u>617,631</u>
	20	<u>384,930</u>	<u>1,268,161</u>
Total members' interests			
Loans and other debts due to members		56,681	650,530
Members' other interests		328,249	617,631
		<u>384,930</u>	<u>1,268,161</u>

The financial statements were approved and authorised for issue by the members and were signed on their behalf on 4/12/2019



M W Goldspink
 Designated member

The notes on pages 19 to 37 form part of these financial statements.

PURCELL MILLER TRITTON LLP T/A PURCELL

**CONSOLIDATED STATEMENT OF CHANGES IN EQUITY
FOR THE YEAR ENDED 30 APRIL 2019**

	Foreign exchange reserve	Other reserves	Equity attributable to members	Total equity
	£	£	£	£
At 1 May 2018	138,718	386,532	525,250	525,250
Comprehensive income for the year				
Profit for year for discretionary division among members	-	649,656	649,656	649,656
Total comprehensive income for the year	-	649,656	649,656	649,656
Contributions by and distributions to members				
Foreign exchange	54,807	-	54,807	54,807
Transfer between other reserves	-	(386,532)	(386,532)	(386,532)
Total transactions with members	54,807	(386,532)	(331,725)	(331,725)
At 30 April 2019	193,525	649,656	843,181	843,181

The notes on pages 19 to 37 form part of these financial statements.

PURCELL MILLER TRITTON LLP T/A PURCELL

**CONSOLIDATED STATEMENT OF CHANGES IN EQUITY
FOR THE YEAR ENDED 30 APRIL 2018**

	Foreign exchange reserve	Other reserves	Equity attributable to members	Total equity
	£	£	£	£
At 1 May 2017	219,796	(312,629)	(92,833)	(92,833)
Comprehensive income for the year				
Profit for year for discretionary division among members	-	386,532	386,532	386,532
Total comprehensive income for the year	-	386,532	386,532	386,532
Contributions by and distributions to members				
Foreign exchange	(81,078)	-	(81,078)	(81,078)
Transfer between other reserves	-	312,629	312,629	312,629
Total transactions with members	(81,078)	312,629	231,551	231,551
At 30 April 2018	138,718	386,532	525,250	525,250

The notes on pages 19 to 37 form part of these financial statements.

PURCELL MILLER TRITTON LLP T/A PURCELL

LLP STATEMENT OF CHANGES IN EQUITY
FOR THE YEAR ENDED 30 APRIL 2019

	Other reserves £	Total equity £
At 1 May 2018	617,631	617,631
Comprehensive income for the year		
Profit for year for discretionary division among members	328,249	328,249
Other comprehensive income for the year	-	-
Total comprehensive income for the year	328,249	328,249
Contributions by and distributions to members		
Transfer between other reserves	(617,631)	(617,631)
Total transactions with members	(617,631)	(617,631)
At 30 April 2019	328,249	328,249

The notes on pages 19 to 37 form part of these financial statements.

PURCELL MILLER TRITTON LLP T/A PURCELL

**LLP STATEMENT OF CHANGES IN EQUITY
FOR THE YEAR ENDED 30 APRIL 2018**

	Other reserves £	Total equity £
At 1 May 2017	(302,876)	(302,876)
Comprehensive income for the year		
Profit for year for discretionary division among members	617,631	617,631
Other comprehensive income for the year	-	-
Total comprehensive income for the year	617,631	617,631
Contributions by and distributions to members		
Transfer between other reserves	302,876	302,876
Total transactions with members	302,876	302,876
At 30 April 2018	617,631	617,631

The notes on pages 19 to 37 form part of these financial statements.

PURCELL MILLER TRITTON LLP T/A PURCELL

CONSOLIDATED STATEMENT OF CASH FLOWS
FOR THE YEAR ENDED 30 APRIL 2019

	2019 £	2018 £
Cash flows from operating activities		
Profit for the financial year	3,428,458	2,645,863
Adjustments for:		
Depreciation of tangible assets	136,939	187,145
Loss on disposal of tangible assets	2,380	41,188
Interest paid	-	3,266
Interest received	(1,359)	(43)
Taxation charge	71,192	38,473
Decrease/(increase) in debtors	1,525,917	(1,114,841)
(Decrease)/increase in creditors	(267,679)	765,294
(Decrease)/increase in provisions	(15,179)	34,580
Corporation tax received/(paid)	16,730	(55,113)
Foreign exchange	51,885	(80,494)
Net cash generated from operating activities before transactions with members	4,949,284	2,465,318
Cash flows from investing activities		
Purchase of tangible fixed assets	(107,368)	(132,404)
Interest received	1,359	43
Net cash from investing activities	(106,009)	(132,361)
Cash flows from financing activities		
Interest paid	-	(3,266)
Distribution paid to members	(3,565,190)	(2,621,549)
Other transactions with members	(426,842)	-
Net cash used in financing activities	(3,992,032)	(2,624,815)
Net increase/(decrease) in cash and cash equivalents	851,243	(291,858)
Cash and cash equivalents at beginning of year	296,291	588,149
Cash and cash equivalents at the end of year	1,147,534	296,291
Cash and cash equivalents at the end of year comprise:		
Cash at bank and in hand	1,147,534	560,730
Bank overdrafts	-	(264,439)
	1,147,534	296,291

The notes on pages 19 to 37 form part of these financial statements.

**NOTES TO THE FINANCIAL STATEMENTS
FOR THE YEAR ENDED 30 APRIL 2019**

1. General information

Purcell Miler Tritton LLP T/A Purcell is a limited liability partnership registered in England and Wales, registration number OC315259. The registered office is 15 Bermondsey Square, Tower Bridge Road, London SE1 3UN.

2. Accounting policies

2.1 Basis of preparation of financial statements

The financial statements have been prepared under the historical cost convention unless otherwise specified within these accounting policies and in accordance with Financial Reporting Standard 102, the Financial Reporting Standard applicable in the UK and the Republic of Ireland and the Companies Act 2006 and the requirements of the Statement of Recommended Practice "Accounting by Limited Liability Partnerships".

The financial statements are presented in Sterling (£) and rounded to the nearest £.

The preparation of financial statements in compliance with FRS 102 requires the use of certain critical accounting estimates. It also requires Group management to exercise judgment in applying the Group's accounting policies (see note 3).

The LLP has taken advantage of the exemption allowed under section 408 of the Companies Act 2006 and has not presented its own Income statement in these financial statements.

The following principal accounting policies have been applied:

2.2 Basis of consolidation

The consolidated financial statements present the results of the LLP and its own subsidiaries ("the Group") as if they form a single entity. Intercompany transactions and balances between group companies are therefore eliminated in full.

The consolidated financial statements incorporate the results of business combinations using the purchase method. In the Statement of financial position, the acquiree's identifiable assets, liabilities and contingent liabilities are initially recognised at their fair values at the acquisition date. The results of acquired operations are included in the Consolidated income statement from the date on which control is obtained. They are deconsolidated from the date control ceases.

In accordance with the transitional exemption available in FRS 102, the group has chosen not to retrospectively apply the standard to business combinations that occurred before the date of transition to FRS 102, being 01 May 2014.

**NOTES TO THE FINANCIAL STATEMENTS
FOR THE YEAR ENDED 30 APRIL 2019**

2. Accounting policies (continued)

2.3 Going concern

On 1 May 2019 the entire trade and assets of the LLP was incorporated into Purcell Architecture Limited and the business continues to trade as usual within this company.

The Group meets its day to day working capital requirements through existing financial arrangements, most notably the bank overdraft facility.

The members have considered Group forecasts and cash flow projections, taking account of reasonable possible changes in trading performance and circumstances covering the foreseeable future, being a period in excess of 12 months from the date of approving these financial statements. The members also continue to action plans to improve working capital management in the business.

After making enquiries, the members have a reasonable expectation that the Group has adequate resources to continue in operational existence for the foreseeable future and are confident that the Group will be able to meet its liabilities as they fall due. Accordingly they continue to adopt the going concern basis in preparing the financial statements.

2.4 Foreign currency translation

Functional and presentation currency

The LLP's functional and presentational currency is GBP.

Transactions and balances

Foreign currency transactions are translated into the functional currency using the spot exchange rates at the dates of the transactions.

At each period end foreign currency monetary items are translated using the closing rate. Non-monetary items measured at historical cost are translated using the exchange rate at the date of the transaction and non-monetary items measured at fair value are measured using the exchange rate when fair value was determined.

Foreign exchange gains and losses resulting from the settlement of transactions and from the translation at period-end exchange rates of monetary assets and liabilities denominated in foreign currencies are recognised in the Consolidated income statement except when deferred in other comprehensive income as qualifying cash flow hedges.

Foreign exchange gains and losses that relate to borrowings and cash and cash equivalents are presented in the Consolidated income statement within 'finance income or costs'. All other foreign exchange gains and losses are presented in the Consolidated income statement within 'other operating income'.

On consolidation, the results of overseas operations are translated into Sterling at rates approximating to those ruling when the transactions took place. All assets and liabilities of overseas operations are translated at the rate ruling at the reporting date. Exchange differences arising on translating the opening net assets at opening rate and the results of overseas operations at actual rate are recognised in other comprehensive income.

**NOTES TO THE FINANCIAL STATEMENTS
FOR THE YEAR ENDED 30 APRIL 2019**

2. Accounting policies (continued)

2.5 Revenue

Revenue is recognised to the extent that it is probable that the economic benefits will flow to the Group and the revenue can be reliably measured. Revenue is measured as the fair value of the consideration received or receivable, excluding discounts, rebates, value added tax and other sales taxes. The following criteria must also be met before revenue is recognised:

Rendering of services

Revenue from a contract to provide services is recognised in the period in which the services are provided in accordance with the stage of completion of the contract when all of the following conditions are satisfied:

- the amount of revenue can be measured reliably;
- it is probable that the Group will receive the consideration due under the contract;
- the stage of completion of the contract at the end of the reporting period can be measured reliably; and
- the costs incurred and the costs to complete the contract can be measured reliably.

2.6 Operating leases: the Group as lessee

Rentals paid under operating leases are charged to the Consolidated income statement on a straight line basis over the lease term.

2.7 Interest income

Interest income is recognised in the Consolidated income statement using the effective interest method.

2.8 Borrowing costs

All borrowing costs are recognised in the Consolidated income statement in the year in which they are incurred.

2.9 Pensions

The Group operates a defined contribution pension scheme and the pension charge represents the amounts payable by the Group to the fund in respect of the year.

Defined contribution pension plan

The Group operates a defined contribution plan for its employees. A defined contribution plan is a pension plan under which the Group pays fixed contributions into a separate entity. Once the contributions have been paid the Group has no further payment obligations.

The contributions are recognised as an expense in the Consolidated income statement when they fall due. Amounts not paid are shown in accruals as a liability in the Statement of financial position. The assets of the plan are held separately from the Group in independently administered funds.

**NOTES TO THE FINANCIAL STATEMENTS
FOR THE YEAR ENDED 30 APRIL 2019**

2. Accounting policies (continued)

2.10 Taxation

Tax is recognised in the Consolidated income statement, except that a charge attributable to an item of income and expense recognised as other comprehensive income or to an item recognised directly in equity is also recognised in other comprehensive income or directly in equity respectively.

The current income tax charge is calculated on the basis of tax rates and laws that have been enacted or substantively enacted by the reporting date in the countries where the LLP and the Group operate and generate income.

2.11 Tangible fixed assets

Tangible fixed assets under the cost model are stated at historical cost less accumulated depreciation and any accumulated impairment losses. Historical cost includes expenditure that is directly attributable to bringing the asset to the location and condition necessary for it to be capable of operating in the manner intended by management.

At each reporting date the company assesses whether there is any indication of impairment. If such indication exists, the recoverable amount of the asset is determined which is the higher of its fair value less costs to sell and its value in use. An impairment loss is recognised where the carrying amount exceeds the recoverable amount.

The Group adds to the carrying amount of an item of fixed assets the cost of replacing part of such an item when that cost is incurred, if the replacement part is expected to provide incremental future benefits to the Group. The carrying amount of the replaced part is derecognised. Repairs and maintenance are charged to profit or loss during the period in which they are incurred.

Depreciation is charged so as to allocate the cost of assets less their residual value over their estimated useful lives, using the straight-line method.

Depreciation is provided on the following basis:

Instruments and equipment	- 20% straight line
Fixtures and fittings	- 20% straight line
Computer equipment	- 20% - 33% straight line

The assets' residual values, useful lives and depreciation methods are reviewed, and adjusted prospectively if appropriate, or if there is an indication of a significant change since the last reporting date.

Gains and losses on disposals are determined by comparing the proceeds with the carrying amount and are recognised in the Consolidated income statement.

2.12 Valuation of investments

Investments in subsidiaries are measured at cost less accumulated impairment.

2.13 Debtors

Short term debtors are measured at transaction price, less any impairment. Loans receivable are measured initially at fair value, net of transaction costs, and are measured subsequently at amortised cost using the effective interest method, less any impairment.

NOTES TO THE FINANCIAL STATEMENTS
FOR THE YEAR ENDED 30 APRIL 2019

2. Accounting policies (continued)

2.14 Cash and cash equivalents

Cash is represented by cash in hand and deposits with financial institutions repayable without penalty on notice of not more than 24 hours. Cash equivalents are highly liquid investments that mature in no more than three months from the date of acquisition and that are readily convertible to known amounts of cash with insignificant risk of change in value.

In the Consolidated statement of cash flows, cash and cash equivalents are shown net of bank overdrafts that are repayable on demand and form an integral part of the Group's cash management.

2.15 Creditors

Short term creditors are measured at the transaction price. Other financial liabilities, including bank loans, are measured initially at fair value, net of transaction costs, and are measured subsequently at amortised cost using the effective interest method.

2.16 Holiday pay accrual

A liability is recognised to the extent of any unused holiday pay entitlement which is accrued at the Statement of financial position date and carried forward to future periods. This is measured at the undiscounted salary cost of the future holiday entitlement so accrued at the Statement of financial position date.

2.17 Provisions for liabilities

Provisions are made where an event has taken place that gives the Group a legal or constructive obligation that probably requires settlement by a transfer of economic benefit, and a reliable estimate can be made of the amount of the obligation.

Provisions are charged as an expense to the Consolidated income statement in the year that the Group becomes aware of the obligation, and are measured at the best estimate at the Statement of financial position date of the expenditure required to settle the obligation, taking into account relevant risks and uncertainties.

When payments are eventually made, they are charged to the provision carried in the Statement of financial position.

2.18 Financial instruments

The Group only enters into basic financial instrument transactions that result in the recognition of financial assets and liabilities like trade and other debtors and creditors, loans from banks and other third parties, loans to related parties and investments in non-puttable ordinary shares.

Debt instruments (other than those wholly repayable or receivable within one year), including loans and other accounts receivable and payable, are initially measured at present value of the future cash flows and subsequently at amortised cost using the effective interest method. Debt instruments that are payable or receivable within one year, typically trade debtors and creditors, are measured, initially and subsequently, at the undiscounted amount of the cash or other consideration expected to be paid or received. However, if the arrangements of a short-term instrument constitute a financing transaction, like the payment of a trade debt deferred beyond normal business terms or financed at a rate of interest that is not a market rate or in the case of an out-right short-term loan not at market rate, the financial asset or liability is measured, initially, at the present value of the

**NOTES TO THE FINANCIAL STATEMENTS
FOR THE YEAR ENDED 30 APRIL 2019**

2. Accounting policies (continued)

2.18 Financial instruments (continued)

future cash flow discounted at a market rate of interest for a similar debt instrument and subsequently at amortised cost.

Financial assets that are measured at cost and amortised cost are assessed at the end of each reporting period for objective evidence of impairment. If objective evidence of impairment is found, an impairment loss is recognised in the Consolidated income statement.

For financial assets measured at amortised cost, the impairment loss is measured as the difference between an asset's carrying amount and the present value of estimated cash flows discounted at the asset's original effective interest rate. If a financial asset has a variable interest rate, the discount rate for measuring any impairment loss is the current effective interest rate determined under the contract.

For financial assets measured at cost less impairment, the impairment loss is measured as the difference between an asset's carrying amount and best estimate of the recoverable amount, which is an approximation of the amount that the Group would receive for the asset if it were to be sold at the reporting date.

3. Judgements in applying accounting policies and key sources of estimation uncertainty

Preparation of the financial statements requires management to make significant judgements and estimates. The items in the financial statements where these judgements and estimates have been made include:

Long term contracts - Revenue recognition: The Group makes an estimate of the degree of completion on long term contracts at the year end date by considering the percentage of work done on each contract at the year end date. The appropriate level of revenue, based on the degree of completion, is then taken to the Statement of Income for the year. Any losses foreseen on each contract are taken to the Statement of Income in the year in which a loss becomes foreseen.

Useful economic lives of tangible assets: The annual depreciation charge of tangible assets is sensitive to changes in the estimated useful economic lives and residual values of the assets. The useful economic lives and residual values are re-assessed annually. They are amended when necessary to reflect current estimates, based on technological advancement, future investments, economic utilisations and the physical condition of the assets.

Dilapidation provision: The Group leases properties which require any dilapidations at the end of the lease to be made good. Management have estimated a provision based on the estimates made by an external qualified consultant.

Impairment of debtors: The Group makes an estimate of the recoverable value of trade debtors and other debtors. Management consider factors including the current credit rating of the debtor, the aging profile of debtors and historical experience.

PURCELL MILLER TRITTON LLP T/A PURCELL

**NOTES TO THE FINANCIAL STATEMENTS
FOR THE YEAR ENDED 30 APRIL 2019**

4. Turnover

92.2% (2018: 92.0%) of the total turnover of the Group for the period has been derived from its principal activity undertaken in the United Kingdom.

The remaining 7.8% (2018: 8.0%) has been derived from activities undertaken outside of the United Kingdom.

5. Operating profit

The operating profit is stated after charging:

	2019 £	2018 £
Fees payable to the Group's auditor and its associates for the audit of the LLP's annual financial statements	28,100	27,295
Exchange differences	5,320	(4,916)
Other operating lease rentals	910,470	944,776
	<u>910,470</u>	<u>944,776</u>

6. Employees

Staff costs were as follows:

	Group 2019 £	Group 2018 £	LLP 2019 £	LLP 2018 £
Wages and salaries	10,198,022	9,541,301	9,594,720	8,762,335
Social security costs	1,020,465	911,588	1,014,332	911,588
Cost of defined contribution scheme	480,686	471,442	469,854	442,648
	<u>11,699,173</u>	<u>10,924,331</u>	<u>11,078,906</u>	<u>10,116,571</u>

Staff costs include the provision at the Statement of Financial Position date for the cost of staff holiday pay accrued but not taken and eligible to be carried forward to date.

The average monthly number of persons (including members with contracts of employment) employed during the year was as follows:

	2019 £	2018 £
Technical	200	195
Administration	55	52
	<u>255</u>	<u>247</u>

PURCELL MILLER TRITTON LLP T/A PURCELL

NOTES TO THE FINANCIAL STATEMENTS
FOR THE YEAR ENDED 30 APRIL 2019

7. Information in relation to members

	2019 Number	2018 Number
The average number of members during the year was	28	28
	2019 £	2018 £
Paid under employment contract	2,778,802	2,259,331
The amount of profit attributable to the member with the largest entitlement was	372,183	142,096

Members' remuneration charged as an expense represents remuneration that is payable to a member which falls to be treated as a charge against profits and not an allocation of profits. The treatment of members' remuneration in the Statement of Income is determined by reference to the nature of participation rights that give rise to the remuneration. Where members' participation rights such as remuneration give rise to liabilities in accordance with FRS 102, it is charged as an expense.

Remuneration paid under an employment contract represents remuneration paid to members where they are legally employees of the LLP.

Profit attributable to the member with the largest entitlement is determined by reference to notional salary, interest on capital and share of current year allocated profits (as determined by post year end members actual allocation).

8. Interest receivable

	2019 £	2018 £
Other interest receivable	1,359	43

9. Interest payable and similar expenses

	2019 £	2018 £
Other loan interest payable	-	3,266
	-	3,266

PURCELL MILLER TRITTON LLP T/A PURCELL

**NOTES TO THE FINANCIAL STATEMENTS
FOR THE YEAR ENDED 30 APRIL 2019**

10. Taxation

	2019 £	2018 £
Foreign tax		
Foreign tax on income for the year	71,192	38,473
	<u>71,192</u>	<u>38,473</u>
Total current tax	<u>71,192</u>	<u>38,473</u>
Deferred tax		
Total deferred tax	<u>-</u>	<u>-</u>
Taxation on profit on ordinary activities	<u>71,192</u>	<u>38,473</u>

Factors affecting tax charge for the year

The tax assessed for the year is the same as (2018 - *lower than*) the standard rate of corporation tax in the UK of 19% (2018 - 19%). The differences are explained below:

	2019 £	2018 £
Profit on ordinary activities before tax	649,656	386,532
Profit on ordinary activities multiplied by standard rate of corporation tax in the UK of 19% (2018 - 19%)	133,788	73,441
Effects of:		
Tax on profits relating to LLP	(69,514)	(19,786)
Utilisation of tax losses	(10,886)	(15,070)
Double taxation relief	25,047	34,910
Other differences leading to an increase (decrease) in the tax charge	(7,243)	(35,022)
Total tax charge for the year	<u>71,192</u>	<u>38,473</u>

Factors that may affect future tax charges

There are no factors that may affect future tax charges.

11. Parent LLP profit/ loss for the year

The LLP has taken advantage of the exemption allowed under section 408 of the Companies Act 2006 and has not presented its own Income statement in these financial statements. The profit after tax of the parent LLP for the year was £328,249 (2018 - £617,631).

NOTES TO THE FINANCIAL STATEMENTS
FOR THE YEAR ENDED 30 APRIL 2019

12. Tangible fixed assets

Group

	Instruments and equipment £	Fixtures and fittings £	Computer equipment £	Total £
Cost or valuation				
At 1 May 2018	229,082	547,229	714,161	1,490,472
Additions	4,412	12,181	90,775	107,368
Disposals	(2,951)	-	(135,620)	(138,571)
Exchange adjustments	1,315	3,130	4,110	8,555
At 30 April 2019	231,858	562,540	673,426	1,467,824
Depreciation				
At 1 May 2018	205,138	464,425	590,368	1,259,931
Charge for the year on owned assets	20,007	41,647	75,285	136,939
Disposals	(2,951)	-	(133,240)	(136,191)
Exchange adjustments	1,260	2,850	3,642	7,752
At 30 April 2019	223,454	508,922	536,055	1,268,431
Net book value				
At 30 April 2019	8,404	53,618	137,371	199,393
At 30 April 2018	23,944	82,804	123,793	230,541

PURCELL MILLER TRITTON LLP T/A PURCELL

**NOTES TO THE FINANCIAL STATEMENTS
FOR THE YEAR ENDED 30 APRIL 2019**

12. Tangible fixed assets (continued)

LLP

	Instruments and equipment £	Fixtures and fittings £	Computer equipment £	Total £
Cost or valuation				
At 1 May 2018	195,487	512,904	604,886	1,313,277
Additions	4,412	11,859	83,350	99,621
Disposals	(2,951)	-	(135,620)	(138,571)
At 30 April 2019	<u>196,948</u>	<u>524,763</u>	<u>552,616</u>	<u>1,274,327</u>
Depreciation				
At 1 May 2018	173,485	431,317	492,320	1,097,122
Charge for the year on owned assets	18,353	41,582	66,741	126,676
Disposals	(2,951)	-	(133,240)	(136,191)
At 30 April 2019	<u>188,887</u>	<u>472,899</u>	<u>425,821</u>	<u>1,087,607</u>
Net book value				
At 30 April 2019	<u>8,061</u>	<u>51,864</u>	<u>126,795</u>	<u>186,720</u>
At 30 April 2018	<u>22,002</u>	<u>81,587</u>	<u>112,566</u>	<u>216,155</u>

PURCELL MILLER TRITTON LLP T/A PURCELL

NOTES TO THE FINANCIAL STATEMENTS
FOR THE YEAR ENDED 30 APRIL 2019

13. Fixed asset investments

LLP

	Unlisted investments £
Cost or valuation	
At 1 May 2018	1,589
At 30 April 2019	1,589
Net book value	
At 30 April 2019	1,589
At 30 April 2018	1,589

14. Debtors

	Group 2019 £	Group 2018 £	LLP 2019 £	LLP 2018 £
Trade debtors	3,001,697	3,995,726	2,648,006	3,469,637
Amounts owed by group undertakings	-	-	150,664	205,546
Other debtors	273,075	372,740	265,060	356,151
Prepayments and accrued income	395,779	495,828	388,806	472,884
Amounts recoverable on long term contracts	1,058,238	1,390,412	849,218	1,320,210
	<u>4,728,789</u>	<u>6,254,706</u>	<u>4,301,754</u>	<u>5,824,428</u>

An impairment loss of £74,230 (2018 - £Nil) was recognised against group and LLP trade debtors.

15. Cash and cash equivalents

	Group 2019 £	Group 2018 £	LLP 2019 £	LLP 2018 £
Cash at bank and in hand	1,147,534	560,730	68,750	2,283
Less: bank overdrafts	-	(264,439)	-	(264,439)
	<u>1,147,534</u>	<u>296,291</u>	<u>68,750</u>	<u>(262,156)</u>

PURCELL MILLER TRITTON LLP T/A PURCELL

NOTES TO THE FINANCIAL STATEMENTS
FOR THE YEAR ENDED 30 APRIL 2019

16. Creditors: Amounts falling due within one year

	Group 2019 £	Group 2018 £	LLP 2019 £	LLP 2018 £
Bank overdrafts	-	264,439	-	264,439
Trade creditors	492,440	833,598	492,440	833,598
Corporation tax	88,529	2,726	-	-
Other taxation and social security	772,322	662,029	756,139	640,009
Other creditors	448,572	94,946	431,912	94,946
Accruals	1,017,419	1,014,416	923,224	964,512
Deferred income	1,371,019	1,764,462	1,371,019	1,764,462
	<u>4,190,301</u>	<u>4,636,616</u>	<u>3,974,734</u>	<u>4,561,966</u>

The bank overdraft is secured by way of a debenture dated 8 July 2016.

17. Financial instruments

	Group 2019 £	Group 2018 £	LLP 2019 £	LLP 2018 £
Financial assets				
Financial assets that are debt instruments measured at amortised cost	<u>4,407,240</u>	<u>5,758,878</u>	<u>3,987,178</u>	<u>5,351,544</u>
Financial liabilities				
Financial liabilities measured at amortised cost	<u>(1,958,438)</u>	<u>(2,207,399)</u>	<u>(1,847,583)</u>	<u>(2,157,495)</u>

Financial assets that are debt instruments measured at amortised cost comprise trade and other debtors.

Financial liabilities measured at amortised cost comprise trade and other creditors.

PURCELL MILLER TRITTON LLP T/A PURCELL

**NOTES TO THE FINANCIAL STATEMENTS
FOR THE YEAR ENDED 30 APRIL 2019**

18. Provisions

Group

	Dilapidation Provision £
At 1 May 2018	214,328
Charged to profit or loss	(15,179)
At 30 April 2019	<u>199,149</u>

PURCELL MILLER TRITTON LLP T/A PURCELL

**NOTES TO THE FINANCIAL STATEMENTS
FOR THE YEAR ENDED 30 APRIL 2019**

18. Provisions (continued)

LLP

	Dilapidation Provision £	Total £
At 1 May 2018	214,328	214,328
Charged to profit or loss	(15,179)	(15,179)
At 30 April 2019	199,149	199,149

19. Loans and other debts due to members

	Group 2019 £	Group 2018 £	LLP 2019 £	LLP 2018 £
Amounts due to members	843,085	1,669,783	56,681	650,530

PURCELL MILLER TRITTON LLP T/A PURCELL

NOTES TO THE FINANCIAL STATEMENTS
FOR THE YEAR ENDED 30 APRIL 2019

20. Reconciliation of members' interests (Group)

	EQUITY Members' other interests			DEBT Loans and other debts due to members less any amounts due from members in debtors		Total members' interests
	Foreign exchange reserve £	Other reserves £	Total £	Other amounts £	Total £	Total £
Amounts due to members				1,669,783	1,669,783	
Balance at 30 April 2018	138,718	386,532	525,250	1,669,783	1,669,783	2,195,033
Members' remuneration charged as an expense	-	-	-	2,778,802	2,778,802	2,778,802
Profit for the year available for discretionary division among members	-	649,656	649,656	-	-	649,656
Members' interests after profit for the year	138,718	1,036,188	1,174,906	4,448,585	4,448,585	5,623,491
Transfer of prior year profit	-	(386,532)	(386,532)	-	-	(386,532)
Foreign exchange	54,807	-	54,807	-	-	54,807
Conversion of members' capital to debt	-	-	-	(426,842)	(426,842)	(426,842)
Amounts withdrawn by members	-	-	-	(3,562,332)	(3,562,332)	(3,562,332)
Transfer of prior year profit	-	-	-	386,532	386,532	386,532
Tax payments	-	-	-	(2,858)	(2,858)	(2,858)
Amounts due to members				843,085	843,085	
Balance at 30 April 2019	193,525	649,656	843,181	843,085	843,085	1,686,266

PURCELL MILLER TRITTON LLP T/A PURCELL

**NOTES TO THE FINANCIAL STATEMENTS
FOR THE YEAR ENDED 30 APRIL 2019**

20. Reconciliation of members' interests (LLP)

	EQUITY		DEBT		Total members' interests
	Members' other interests		Loans and other debts due to members less any amounts due from members in debtors		
	Other reserves	Total	Other amounts	Total	Total
	£	£	£	£	£
Amounts due to members			650,530	650,530	
Balance at 30 April 2018	617,631	617,631	650,530	650,530	1,268,161
Members' remuneration charged as an expense, including employment and retirement benefit costs	-	-	2,778,802	2,778,802	2,778,802
Profit for the year available for discretionary division among members	328,249	328,249	-	-	328,249
Members' interests after profit for the year	945,880	945,880	3,429,332	3,429,332	4,375,212
Transfer of prior period profit	(617,631)	(617,631)	-	-	(617,631)
Conversion of members' capital to debt	-	-	(426,842)	(426,842)	(426,842)
Amount withdrawn by members	-	-	(3,560,582)	(3,560,582)	(3,560,582)
Transfer of prior year profit	-	-	617,631	617,631	617,631
Tax payments	-	-	(2,858)	(2,858)	(2,858)
Amounts due to members			56,681	56,681	
Balance at 30 April 2019	328,249	328,249	56,681	56,681	384,930

There are no existing restrictions or limitations which impact the ability of the members of the LLP to reduce the amount of Members' other interests.

PURCELL MILLER TRITTON LLP T/A PURCELL

NOTES TO THE FINANCIAL STATEMENTS
FOR THE YEAR ENDED 30 APRIL 2019

21. Pension commitments

The limited liability partnership operates a defined contribution pension scheme. The assets of the scheme are held separately from those of the limited liability partnership in an independent administered fund. The pension cost charge represents contributions payable by the limited liability partnership to the fund and for the year amounted to £480,686 (2018: £471,442). Contributions outstanding at the year end were £3,333 (2018: £4,340).

22. Commitments under operating leases

At 30 April 2019 the Group and the LLP had future minimum lease payments under non-cancellable operating leases as follows:

	Group 2019 £	Group 2018 £	LLP 2019 £	LLP 2018 £
Not later than 1 year	636,940	619,250	630,257	611,412
Later than 1 year and not later than 5 years	1,746,729	1,926,010	1,746,729	1,926,010
Later than 5 years	471,663	951,519	471,663	951,519
	<u>2,855,332</u>	<u>3,496,779</u>	<u>2,848,649</u>	<u>3,488,941</u>

23. Transactions with members

The LLP leases premises at Rawstorn Road, Colchester which are owned by the wives of J M Burton and M J Morrison. The annual rent paid by the LLP for these premises is £28,000 (2018: £22,000).

The LLP also leases premises at 3 Colegate, Norwich, the owners of which include M J Morrison, J H Kennedy and J M Burton. The annual rent paid by the LLP for these premises is £42,500 (2018: £37,500).

24. Related party transactions

The LLP has taken advantage of the exemption available under FRS102 not to disclose the transactions between wholly owned members of the group.

Key management personnel remuneration for the year totalled £1,071,196 (2018: £565,542).

25. Post balance sheet events

On 1 May 2019 the entire trade and assets of the business was incorporated into Purcell Architecture Limited and the business continues to trade as usual within this Company. Purcell Architecture Limited is controlled by M W Goldspink.

On 30 April 2019 a put and call option agreement was signed between the shareholders of Purcell Architecture Limited and Purcell Trustees Limited as trustee for the Purcell Employee Benefit Trust for the sale of the shares in Purcell Architecture Limited. As at the date of signing these options have not been exercised.

PURCELL MILLER TRITTON LLP T/A PURCELL

**NOTES TO THE FINANCIAL STATEMENTS
FOR THE YEAR ENDED 30 APRIL 2019**

26. Controlling party

The limited liability partnership is controlled by the designated members.

27. Subsidiary undertakings

The following were subsidiary undertakings of the LLP:

Name	Registered office	Principal activity	Class of shares	Holding
Purcell Miller Tritton Hong Kong Limited	1106-8, 11/F, Tai Yua Building, No 181 Johnstion Road, Wanchai, Hong Kong	Architecture, historic building consultancy, strategic planning, project management and interior design for a specific project in Hong Kong.	Ordinary	100%
Purcell Asia Pacific Limited	1106-8, 11/F, Tai Yua Building, No 181 Johnstion Road, Wanchai, Hong Kong	Architecture, historic building consultancy, strategic planning, project management and interior design throughout India, Australia, China and other Far East countries.	Ordinary	100%
Purcell Land & Property Developments Limited	Same as this LLP	Dormant	Ordinary	100%
Purcell Design and Heritage Consultants Private Limited	Same as this LLP	Dormant and dissolved during the year.	Ordinary	100%