

In accordance with  
Section 9 of the  
Limited Liability  
Partnerships Act 2000

# LL CH01

BLUEPRINT

2000

## Change of details of a member of a Limited Liability Partnership (LLP)

### ✓ What this form is for

You may use this form to change the  
details of an individual person who is  
a member

### ✗ What this form is NOT for

You cannot use this form to change  
the details of a corporate member.  
To do this, use form LL CH02  
Change of details of a corporate  
member of a Limited Liability Partnership

FRIDAY



A28 25/10/2013 #70  
COMPANIES HOUSE

35E

uk

### 1 LLP details

LLP number 0 C 3 0 5 3 2 0

LLP name in full Timeless Releasing LLP

#### → Filing in this form

Please complete in typescript or in  
bold black capitals

All fields are mandatory unless  
specified or indicated by \*

### 2 Member's current details on the Register ①

Date of birth \* ② d 1 d 4 m 0 m 4 y 1 y 9 y 7 y 5

Title \*

Full forename(s) Marc Joel

Surname Duschenes

#### ① Current details

This information is used to identify  
your details on the LLP record

② This is voluntary information and if  
completed it will be placed on the  
public record

### 3 Date of change of details

Date of change of details d 2 d 1 m 1 m 0 y 2 y 0 y 1 y 3

Please complete the appropriate sections to indicate which of your details  
have changed

### 4 Change of name details

Title \*

Full forename(s) ③

Surname ③

#### ③ New name

Please enter your new name

### 5 Change of service address ④

Building name/number

Street DOWNS COURT

29 THE DOWNS

Post town

ALTRINCHAM

CHESHIRE

County/Region

WA14 2QD

Postcode

Country

United Kingdom

☐ I confirm that there has been no change in the LLP's register of members'  
residential addresses

#### ④ Service address

This is the address that will appear on  
the public record. This does not have  
to be your usual residential address




Please state 'The LLP's Registered  
Office' if your service address is  
recorded in the company's register of  
members as the LLP's registered  
office

If you provide your residential address  
here it will appear on the public  
record

Please complete Section 5a if  
your usual residential address has  
changed

**LL CH01**

Change of details of a member of a Limited Liability Partnership (LLP)

<b>6</b> <b>Change of country/state of residence</b>			
Change of country/ state of residence			
<b>7</b> <b>Change of status of member</b>			
	I consent to act as a ① <input type="checkbox"/> designated member <input type="checkbox"/> member of the above named LLP		
Member's consent signature ②	<table border="1"> <tr> <td data-bbox="319 698 1155 837">           Signature  <b>X</b> </td> <td data-bbox="1155 698 1493 837"> <b>① Change of status</b>            Please tick one box   <b>② Consent signature</b>            Please sign to indicate your consent to the change of status             Please <b>only</b> sign here if you are changing your status as a member         </td> </tr> </table>	Signature <b>X</b>	<b>① Change of status</b> Please tick one box  <b>② Consent signature</b> Please sign to indicate your consent to the change of status  Please <b>only</b> sign here if you are changing your status as a member
Signature <b>X</b>	<b>① Change of status</b> Please tick one box  <b>② Consent signature</b> Please sign to indicate your consent to the change of status  Please <b>only</b> sign here if you are changing your status as a member		
<b>8</b> <b>Authorising signature ③</b>			
	This must be completed in all cases		
	I am signing this form on behalf of the LLP		
Signature	<table border="1"> <tr> <td data-bbox="319 1016 1155 1151">           Signature  <b>X</b>                21/10/13         </td> <td data-bbox="1155 1016 1493 1151"> <b>③ Authorising signature</b>            This must be signed in all cases         </td> </tr> </table>	Signature <b>X</b>  21/10/13	<b>③ Authorising signature</b> This must be signed in all cases
Signature <b>X</b>  21/10/13	<b>③ Authorising signature</b> This must be signed in all cases		
	This form must be signed by Designated member, Judicial factor		

**LL CH01****Change of details of a member of a Limited Liability Partnership (LLP)****Presenter information**

You do not have to give any contact information, but if you do it will help Companies House if there is a query on the form. The contact information you give will be visible to searchers of the public record.

Contact name

Company name

Company Secretariat

Department

Address

Future Capital Partners  
Limited

10 Old Burlington Street

Post town

London

County/Region

Postcode

W

1

S

3

A

G

Country

United Kingdom

DX

Telephone

**Checklist**

**We may return forms completed incorrectly or with information missing.**

**Please make sure you have remembered the following**

- ☐ The LLP name and number match the information held on the public Register
- ☐ You have completed in Section 3 the date of change of details
- ☐ If you have changed the service address, you have ticked the no change box in Section 5 to indicate no change in your usual residential address or provided your new usual residential address in Section 5a
- ☐ Any new address must be a physical location. They cannot be a PO Box number (unless part of a full service address), DX or LP (Legal Post in Scotland) number
- ☐ You have entered the relevant change of details
- ☐ You have signed your consent if you have changed your membership status in Section 7
- ☐ A designated member has signed the form in Section 8

**Important information**

**Please note that all information on this form will appear on the public record, apart from information relating to usual residential addresses**

**Where to send**

**You may return this form to any Companies House address, however for expediency we advise you to return it to the appropriate address below**

**For LLPs registered in England and Wales**

The Registrar of Companies, Companies House,  
Crown Way, Cardiff, Wales, CF14 3UZ  
DX 33050 Cardiff

**For LLPs registered in Scotland**

The Registrar of Companies, Companies House,  
Fourth floor, Edinburgh Quay 2,  
139 Fountainbridge, Edinburgh, Scotland, EH3 9FF  
DX ED235 Edinburgh 1  
or LP - 4 Edinburgh 2 (Legal Post)

**For LLPs registered in Northern Ireland**

The Registrar of Companies, Companies House,  
Second Floor, The Linenhall, 32-38 Linenhall Street,  
Belfast, Northern Ireland, BT2 8BG  
DX 481 N R Belfast 1

**Section 243 exemption**

If you are applying for, or have been granted, a section 243 exemption, please post this whole form to the different postal address below  
The Registrar of Companies, PO Box 4082,  
Cardiff, CF14 3WE

**Further information**

For further information, please see the guidance notes on the website at [www.companieshouse.gov.uk](http://www.companieshouse.gov.uk) or email [enquiries@companieshouse.gov.uk](mailto:enquiries@companieshouse.gov.uk)

**This form is available in an alternative format. Please visit the forms page on the website at [www.companieshouse.gov.uk](http://www.companieshouse.gov.uk)**

# LL CH01 - Supplementary Guidance

Change of details of a member of a Limited Liability Partnership (LLP)

## Supplementary guidance

*In completing this form you will need to know how the operation of the register of members and register of members' residential addresses kept by the LLP affects it*

## **A** Entries for a member

LLPs have to keep two registers of members

- The register of member, which will contain all the members' particulars except for the residential address, and
- The register of members' residential addresses

You must inform Companies House of both addresses for each of your members. We put the service address on the public register, but keep the residential address secure and only allow certain people to see it.

If the two addresses are the same for a member, you can enter the service address in the register of members', and simply enter "same as service address" in the register of members' residential addresses.

## **B** Changes of address where you have used the "same as service address" facility

### **B1** Changing both addresses to the same address

If the member is changing both addresses to the same new address, the registers will look as follows

#### - Register of members

<i>Original entry</i>	<i>New entry</i>
1 High Street	2 Low Street
Anytown	Anytown
AN1 1AA	AN1 1BB

#### - Register of members' residential addresses

<i>Original entry</i>	<i>New entry</i>
"Same as service address"	Residential address remains the same as the service address. There is no need for a new entry in the register as the existing "same as" entry is still correct.

You must complete form LL CH01 and enter the new service address in **Section 5**. As the entry in your residential address register has not changed (because it is still the "same as" the service address), you would tick the box in **Section 5** (confirming that there has been no change to the register of members' residential addresses). You would not then complete **Section 5a**.

### **B2** Change of service address only

If the member is only moving his service address, and not moving his residential address as well, the registers will look as follows

#### - Register of members

<i>Original entry</i>	<i>New entry</i>
1 High Street	2 Low Street
Anytown	Anytown
AN1 1AA	AN1 1BB

#### - Register of members' residential addresses

<i>Original entry</i>	<i>New entry</i>
"Same as service address"	1 High Street
	Anytown
	AN1 1AA

You must complete form LL CH01 and enter in **Section 5** the new service address. As the entry in your members' residential address register has changed, (because it is not now the "same as" the service address), you do not tick the box (as there has been a change in the register of residential addresses). You need to complete **Section 5a** with the residential address.

### **B3** Change of residential address only

If, however, the member is only moving his residential address, and not moving his service address as well, the registers will look as follows

#### - Register of members

<i>Original entry</i>	<i>New entry</i>
1 High Street	1 High Street
Anytown	Anytown
AN1 1AA	AN1 1AA

#### - Register of members' residential addresses

<i>Original entry</i>	<i>New entry</i>
"Same as service address"	2 Low Street
	Anytown
	AN1 1BB

You must complete form LL CH01. Do not complete the service address or tick the box in **Section 5** as the usual residential address is now not the same as the service address. The entry in the register of members' residential addresses has changed, so you need to complete **Section 5a** with the residential address.

## **C** Changes of address where the addresses are different

If the addresses in the two registers are different you will need to fill in the appropriate part of the form to record any address changes. So, if only the service address changes, you only complete **Section 5** and tick the box to show there has been no change to the register of residential addresses. If only the residential address changes, you only fill in **Section 5a**. If both addresses change you would complete **Section 5**, but not tick the box (to show that there has been a change in the register of members' residential addresses), and then fill in **Section 5a**.