

It's time to start
smiling again.

FC 025910
BR 008147
644620/30



Jet Airways (India) Limited | Annual Report 2010



MONDAY



LIG9FNYS

LD3

04/10/2010

175

COMPANIES HOUSE

AIRWAYS 

11 Codeshare Partners

22 Frequent Flier Partners

151 Interline Partners

83 Interline eTicketing Partners

39 Through Check-in Partners

It's how we connect you across the globe.

Codeshare Partners

Jetlite

AIR CANADA

ANA

American Airlines

brussels
airlines

الإتحاد
ETIHAD

طيران الخليج
GULF AIR

Kenya Airways
The Pride of Africa

Malaysia

QANTAS

UNITED

Frequent Flier Partners

Jetlite

AIR FRANCE

ANA

American Airlines

Austrian

brussels
airlines

CATHAY PACIFIC

DELTA

DRAGONAIR

Emirates

الإتحاد
ETIHAD

طيران الخليج
GULF AIR

Kenya Airways
The Pride of Africa

KLM

Lufthansa

Malaysia

QANTAS

SOUTH AFRICAN AIRWAYS

SWISS
MILITARY AIRCRAFT

TURKISH AIRLINES

UNITED

Virgin
atlantic

MACFARLANES LLP
20 CURSITOR STREET
LONDON
EC4A 1LT



Letter from the Chairman

The year 2009 was yet another difficult year for the global aviation industry, with losses for the year being estimated at US\$ 9.9 billion. Since January 2010, however, the industry has begun recovering from last year's downturn, much more rapidly than previously expected. According to the forecasts announced at the Annual General Meeting of the International Air Transport Association (IATA) held in Berlin in June 2010, the global aviation industry is estimated to make a net profit of US\$ 2.5 billion during the calendar year 2010 (vs. a net loss of US\$ 2.8 billion forecast earlier this year).



In line with the robust growth recorded in passenger and cargo traffic in Asian countries, there was a significant growth in domestic and international travel in India in the latter part of the financial year 2009-10. This is reflective of the good performance of the Indian economy, despite a disappointing monsoon.

Steps initiated by us in the previous financial year such as rationalising the route and fleet, introducing product offerings in line with the market needs and continuing with cost control measures resulted in your Company being able to achieve profitability in the last two quarters of the financial year 2009-10.

The Company's decision to discontinue certain long haul routes and to serve some others with the Airbus 330 aircraft instead of the higher capacity Boeing 777 aircraft, led to a decrease in the overall capacity offered in comparison with the previous year. Despite this, the number of revenue passengers carried grew by 8.7% over last year: 20.1% in the international segment and 4.2% in the domestic segment. Our passenger load factors for the year were satisfactory with 71.4% on the domestic routes and 80.4% on the international routes. However, the market remained intensely competitive during most of the financial year under review and, as a consequence, yields remained under pressure. Till such time the global economy fully recovers, we expect that the customer's choice of the air carrier will primarily be driven by price rather than the product.

Our international operations continued to remain strong and popular, despite increased competition from Indian and foreign carriers. We continue to leverage our wide network within India, the SAARC region and South East Asian countries, as well as our growing marketing alliances and code share partnerships. Our service standards and product offerings have continued to meet the highest global standards.

During the financial year under review, the growth in the domestic market has essentially been at the lower end of the price spectrum. Our all-economy limited service product, *Jet Airways Konnect* has been very successful and accounts for a majority of our flights. The Company, along with its subsidiary, Jet Lite (India) Limited, was the leader in the domestic market with an estimated market share of 25.8%.



Letter from the Chairman (contd)

The results of the measures implemented to reduce and rationalize costs are reflected in the all round reduction in various heads of expenditure including maintenance and engineering, staff and payroll and general administration costs. During the financial year under review, though price of crude oil remained high, it was less volatile than in the previous year and the average cost per litre of aviation turbine fuel (ATF) was lower than the previous year. Overall, the cost per available seat kilometre (ASKM) reduced by 16.6% year-on-year and operating margins (earnings before interest, depreciation and aircraft lease rentals) improved from 3.5% in 2008-09 to 19.2% in 2009-10.

The Company's wholly-owned subsidiary, Jet Lite (India) Limited, achieved profitability during the financial year under review, recording a passenger load factor of 75%. This is the outcome of the steps taken to improve the levels of service and product offerings, integration of most of the operations of Jet Lite (India) Limited with the Company and synergies in routes and schedules. Product improvements will continue during the financial year 2010-11 with the introduction of new uniforms, overhaul of interiors and making the fleet an all-Boeing fleet.

There is an improvement in the demand for cargo in international sectors, which is another reflection of the positive trends in the Indian economy. This is similar to the trend we see in the Asian region as well. However, the domestic cargo market is extremely competitive.

We are cautiously optimistic about the prospects of 2010-11, in view of the forecasts of the continued growth of the Indian economy. We expect a recovery in demand for premium travel, which will have a positive impact on yields. To this end, we have recently introduced a full-service cabin on our *Jet Airways Konnect* flights, offering more leg space, meals and other amenities. This has been well received and once again demonstrates the Company's ability to react swiftly to changing market trends.

While we look forward to a better year ahead, we are concerned about the economic and financial difficulties being faced by some European economies, which could impact air travel. Another issue of concern is the continuing turbulence in certain neighbouring countries as well as insurgencies within India. It is, therefore, too early for us to be completely sanguine about the immediate future.

Nevertheless, I can assure the shareholders that we will continue with our efforts to innovate, control costs and improve loads and yields. It is essential that all the stakeholders in the aviation industry, including airports, suppliers and service providers, work together with the airline industry in India to nurse it back to health, profitability and growth. More importantly, I once again appeal to the Government of India to rationalize the taxation structure of aviation turbine fuel. I also urge the operators of the new and modernized airports in India



Letter from the Chairman (contd)


not to levy additional charges, which the airlines will necessarily have to pass on to the passengers, thereby dampening growth in the air travel market

I would like to express our deepest gratitude to the 12 million passengers who flew with us in the financial year 2009-10. I am particularly grateful to the 1.8 million members of the Jet Privilege Loyalty Programme, which is by far India's largest, most successful and innovative airline loyalty programme and has received international awards and recognition for the same.

I thank our lenders and aircraft lessors for their unstinting support in these challenging times. I am grateful to our bankers in India for their steadfast support and confidence in us during the past two years. I would also like to express our gratitude to the suppliers of aviation turbine fuel for their continuous support and understanding.

In conclusion, shareholders join me in thanking each and every member of the management and staff of the Company and of Jet Lite (India) Limited for their exemplary dedication, commitment and hard work in these demanding and challenging times.

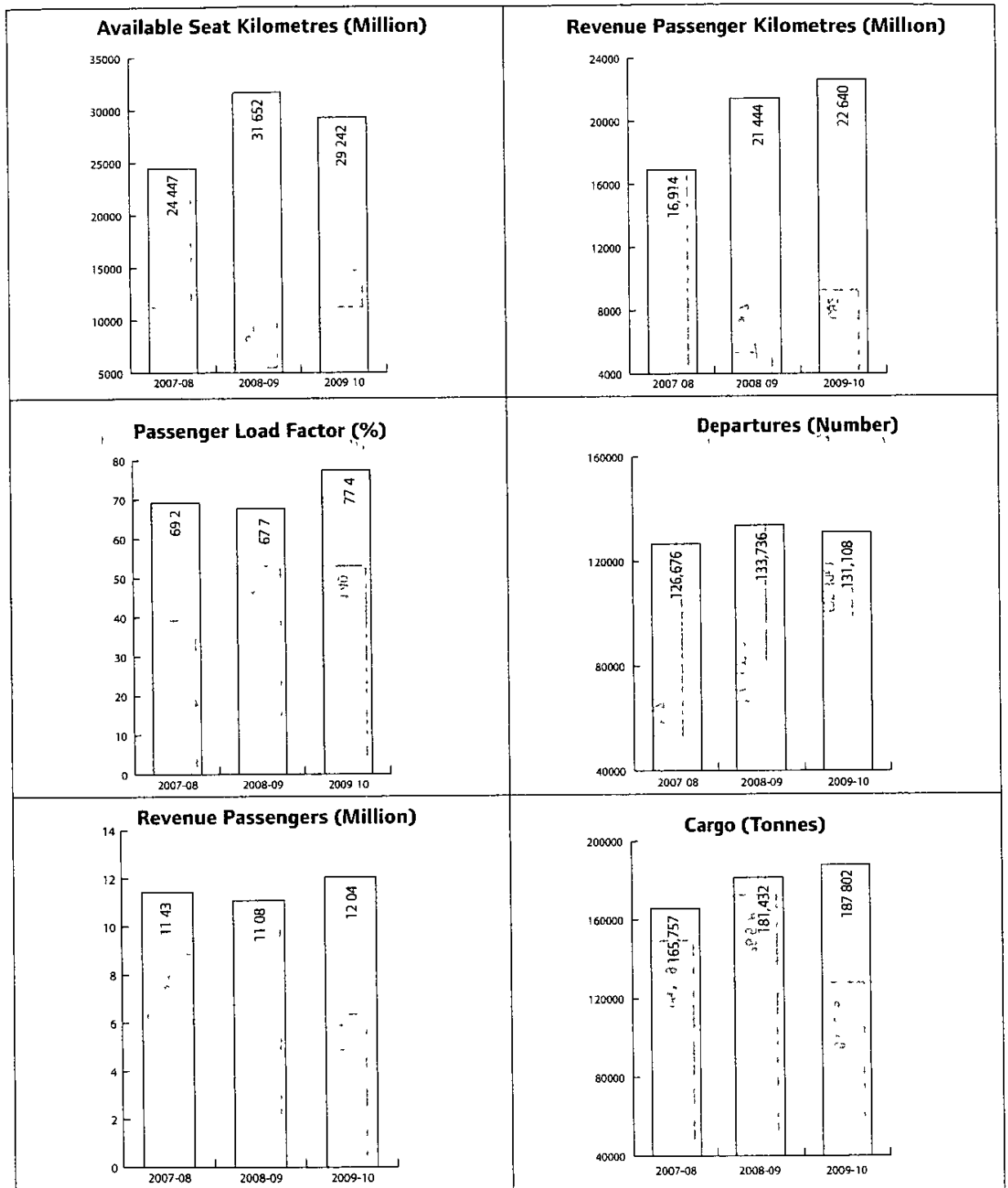
London
20th May, 2010



Naresh Goyal
Chairman



Operating Highlights

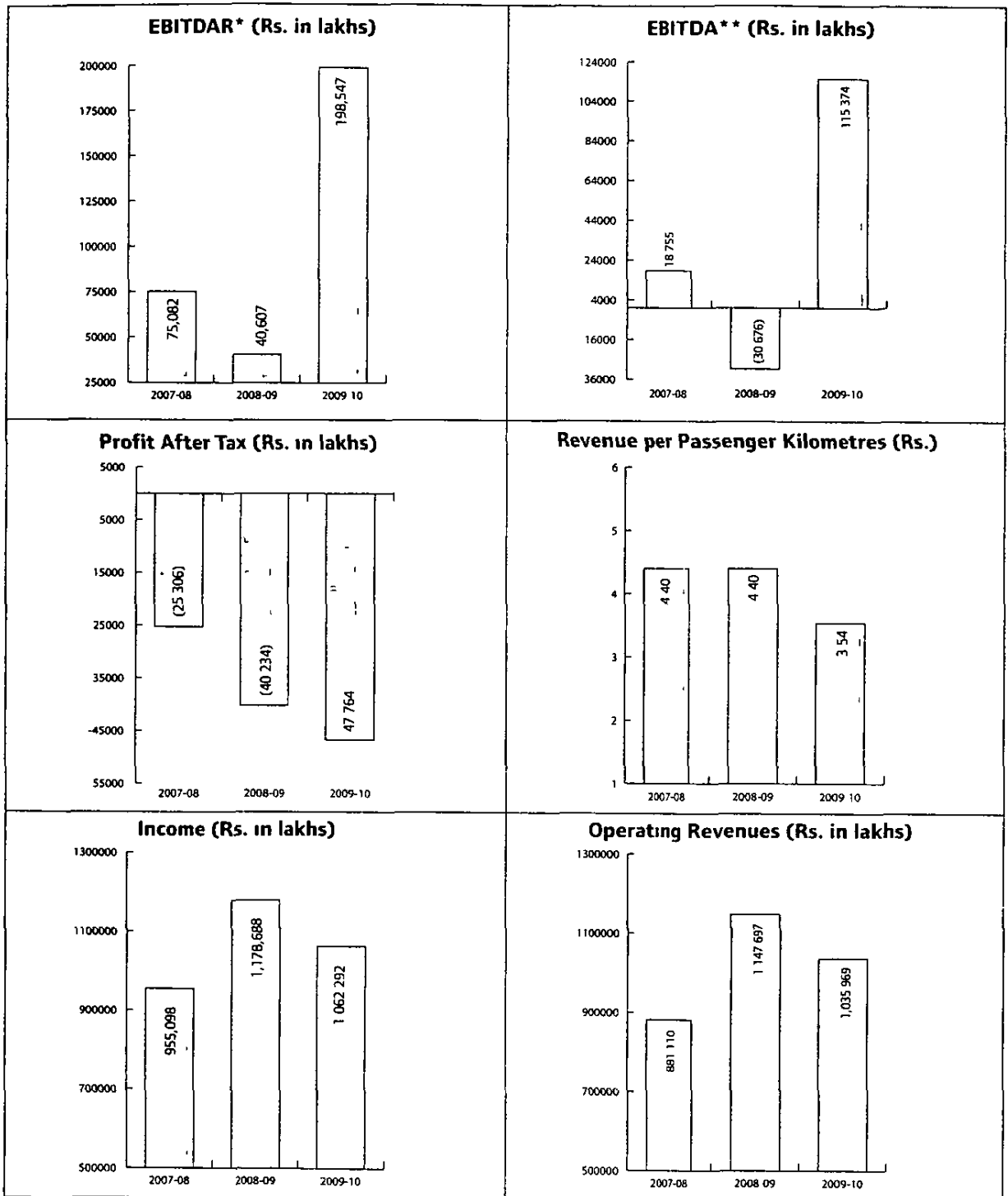


Contents

Corporate Information	2
Notice of the 18 th Annual General Meeting	4
Directors' Report	14
Management's Discussion and Analysis	21
Corporate Governance Report	26
Auditors' Report	40
Balance Sheet	44
Profit and Loss Account	45
Cash Flow Statement	46
Notes and Schedules to the Balance Sheet and Profit and Loss Account	48
Balance Sheet Abstract and General Business Profile	81
Statement relating to Subsidiary Company	82
Consolidated Statement of Accounts	84
Attendance Slip and Proxy	119
City Facts	121



Financial Highlights



* Earnings Before Interest Taxation Depreciation Amortisation and Rentals

** Earnings Before Interest Taxation Depreciation and Amortisation



Corporate Information

Board of Directors

Mr Naresh Goyal	Chairman
Mr Saroj K Datta	Executive Director
Mr Ali Ghandour	
Mr Victoriano P Dungca	
Mr Javed Akhtar	
Mr I M Kadri	
Mr Aman Mehta	
Mr Yash Raj Chopra	

Company Secretary

Ms Monica Chopra	Company Secretary & Sr General Manager-Legal
------------------	--

Senior Management

Mr Nikos Kardassis	Chief Executive Officer
Mr Saroj K Datta	Executive Director
Capt Hameed Ali	Chief Operating Officer
Mr Sudheer Raghavan	Chief Commercial Officer
Mrs Anita Goyal	Executive Vice President-Revenue Management & Network Planning
Mr M Shivkumar	Sr Vice President-Finance

Registered Office

S M Centre
Andheri-Kurla Road
Andheri (East)
Mumbai - 400 059

Registrar & Share Transfer Agent

Karvy Computershare Private Limited
Plot No 17-24
Vittal Rao Nagar, Madhapur
Hyderabad - 500 081
Tel +91 40 2342 0818
Fax +91 40 2342 0814
Email enwardns@karvy.com
Contact Person Mr S V Raju, Assistant General Manager



Corporate Information (contd)

Statutory Auditors

Deloitte Haskins & Sells
Chaturvedi & Shah

Legal Advisors

Gagrats

Bankers

- Abu Dhabi Commercial Bank
- ABN Amro Bank
- AXIS Bank Ltd
- Bank of America N A
- Bank of Baroda
- Bank of India Limited
- Banque Nationale de Paris
- Barclays Bank plc
- Credit Agricole S A (formerly known as Calyon Bank)
- Canara Bank
- Citibank N A
- Corporation Bank
- DBS Bank Limited
- Dena Bank
- Deutsche Bank AG
- DVB Bank SE
- HDFC Bank Limited
- Hong Kong & Shanghai Banking Corporation Limited
- ICICI Bank Limited
- IDBI Bank Limited
- Indian Overseas Bank
- ING Belgium SA/NV
- ING Vysya Bank Limited
- JP Morgan Chase, N A
- Kotak Mahindra Bank Limited
- National Bank of Kuwait
- Punjab National Bank
- Royal Bank of Scotland plc
- Bank of Scotland plc
- Standard Chartered plc
- State Bank of India
- Syndicate Bank



Notice

Notice is hereby given that the Eighteenth Annual General Meeting of the Members of Jet Airways (India) Limited will be held at Nehru Centre Auditorium, Discovery of India Building, Dr Annie Besant Road, Worli, Mumbai - 400 018 on Thursday, 26th August, 2010 at 3 30 p.m. to transact the following business -

ORDINARY BUSINESS

Adoption of audited Annual Accounts, Reports of the Auditors and Directors

- 1 To receive, consider and adopt the audited Profit and Loss Account for the year ended on 31st March, 2010, the Balance Sheet as at that date and the Reports of the Auditors and Directors thereon

Re-appointment of Directors retiring by rotation

- 2 To appoint a Director in place of Mr Aman Mehta, who retires by rotation at this Meeting and being eligible, offers himself for re-appointment
- 3 To appoint a Director in place of Mr Saroj K Datta, who retires by rotation at this Meeting and being eligible, offers himself for re-appointment

Re-appointment of Statutory Auditors

- 4 To re-appoint Deloitte Haskins & Sells, Chartered Accountants and Chaturvedi & Shah, Chartered Accountants, as the Joint Statutory Auditors of the Company to hold office from the conclusion of this Annual General Meeting up to the conclusion of the next Annual General Meeting of the Company and to fix their remuneration

SPECIAL BUSINESS

To consider and, if thought fit, to pass, with or without modification(s), the following Resolutions as a Special Resolution

5 Appointment of Mrs Anita Goyal as Executive Vice President – Revenue Management & Network Planning

“RESOLVED THAT pursuant to the provisions of Section 314 (1B) and other applicable provisions of the Companies Act, 1956, and subject to the approval of the Central Government, consent of the Members be and is hereby accorded to Mrs Anita Goyal, a relative of Mr Naresh Goyal, Chairman of the Board of Directors of the Company, to hold and continue to hold an Office or Place of Profit as “Executive Vice President – Revenue Management & Network Planning” in the Company (or any other designation which the Board of Directors of the Company may decide, from time to time) on such terms and conditions including remuneration as set out in the Explanatory Statement annexed to this Notice”

6 Raising of Capital

“RESOLVED THAT in supersession of all the Resolutions passed earlier in this regard and pursuant to the provisions of Section 81(1A) and other applicable provisions of the Companies Act, 1956 (including any statutory modifications or re-enactments thereof for the time being in force), and

- a) subject to the relevant provisions of the Memorandum and Articles of Association of the Company,
- b) subject to the requirements of the Listing Agreement entered into by the Company with the Stock Exchanges on which the Company's Shares are presently listed,
- c) subject to the provisions of the Foreign Exchange Management Act, 1999 (FEMA), as amended, and all applicable regulations framed and notifications issued thereunder,
- d) subject to the Securities and Exchange Board of India (Issue of Capital and Disclosure Requirements) Regulations, 2009, as amended, as applicable, including the Regulations for Qualified Institutions Placement prescribed in Chapter VIII thereof,
- e) subject to all applicable circulars, notifications, guidelines issued by the Ministry of Civil Aviation and Directorate General of Civil Aviation,
- f) pursuant to all other applicable rules, regulations, circulars, notifications, guidelines issued by the Ministry of Finance, the Reserve Bank of India (RBI), the Securities and Exchange Board of India (SEBI) and all other governmental or regulatory bodies in India,



Notice (contd)

- g) subject to obtaining and compliance with all necessary approvals, consents, permissions and / or sanctions, as applicable for Foreign Direct Investment of the Government of India (GOI), the Foreign Investment Promotion Board (FIPB), RBI, SEBI, relevant Stock Exchanges whether in India or overseas, all other appropriate regulatory and governmental authorities whether in India or overseas, any institutions, lenders and any other third parties and subject to such conditions and modifications as may be prescribed by any of them whilst granting such approvals, permissions, consents and sanctions and which may be agreed to by the Board of Directors of the Company (hereinafter referred to as the "Board", which term shall include any Committee(s) constituted or to be constituted for the purpose of any offering(s) to be made by the Company in pursuance of this Resolution),

consent of the Members be and is hereby accorded to the Board to create, offer, issue and allot

- (i) in the course of one or more domestic offering(s), and / or
- (ii) in the course of one or more international offering(s), in one or more foreign markets

such number of Equity Shares, including those to be issued pursuant to Qualified Institutions Placements (QIPs), Global Depository Receipts (GDRs), American Depository Receipts (ADRs), Foreign Currency Convertible Bonds (FCCBs), and / or convertible bonds, debentures and / or any other securities fully or partly convertible into or exchangeable with Equity Shares and / or other securities convertible into Equity Shares at the option of the Company and / or the holder(s) of such securities and / or securities linked to Equity Shares and / or securities with or without detachable / nondetachable warrants and / or warrants with a right exercisable by the warrant holders to subscribe to Equity Shares and / or any instruments which would be converted into / exchanged with Equity Shares at a later date, whether rupee denominated or denominated in any foreign currency, naked or otherwise, either in registered or bearer forms or any combination of the Equity Shares and securities, with or without premium as the Board in its sole discretion may decide, whether secured by way of creating charge on the assets of the Company or unsecured (hereinafter collectively referred to as "the Securities"), in one or more tranches, with or without green shoe option, to such investors including foreign, resident (whether institutions, incorporated bodies, Banks, Insurance Companies, Mutual Funds and / or individuals or otherwise) Qualified Institutional Buyers, Foreign Institutional Investors, Indian and / or Multilateral Financial Institutions, Non-resident Indians, Employees of the Company and / or other categories of investors whether they be holders of Shares in the Company or not (collectively called as "Investors") who are eligible to acquire the Securities in accordance with all applicable laws, rules, regulations, guidelines and approvals including those of the Government of India through public issue(s), preferential issue(s), private placement(s) or any combination thereof, through prospectus, offer document, offer letter, offer circular, placement document, information memorandum, private placement memorandum or otherwise, at such time or times and at such price or prices subject to compliance with all applicable laws, rules, regulations, guidelines and approvals, at a discount or premium to market price or prices in such manner and on such terms and conditions including as regards security, rate of interest, etc. as may be deemed appropriate by the Board in its discretion, for an aggregate amount, in one or more offering(s) and / or in one or more tranches, not exceeding an amount of US\$ 400 Million (United States Dollars Four Hundred Million) inclusive of any premium, green shoe or over-allotment option or an equivalent amount in Indian Rupees, as may be approved by the Board, who shall have the discretion to determine the categories of investors to whom the offer, issue and allotment shall be made to the exclusion of all other categories of investors and the time of such offer, issue and allotment considering the prevailing market conditions and all other relevant factors, and wherever necessary, in consultation with Advisor(s), Lead Manager(s) and Underwriter(s)

RESOLVED FURTHER THAT without prejudice to the generality of the above, the aforesaid offering(s) of Securities, subject to compliance with all applicable local and international laws, rules, regulations, guidelines and approvals, may have all or any terms, or combination of terms, in accordance with domestic and / or international practice, including but not limited to, conditions in relation to payment of interest, additional interest, premium(s) on redemption, prepayment and any other debt service payments whatsoever and all such terms as are provided in domestic / international offerings of this nature including variation of the conversion price of the Securities during the duration of the Securities

RESOLVED FURTHER THAT the Board is entitled to appoint, enter into and execute all such agreements with any Advisor(s), Lead Manager(s), Underwriter(s), Guarantor(s), Depository(ies), Trustee(s), Custodian(s), Legal Counsel(s) and all such other relevant agencies as may be involved or concerned in such offerings of Securities and to remunerate all such agencies including by payment of commissions, brokerage, fees or the like



Notice (contd)

RESOLVED FURTHER THAT the Board may, subject to compliance with all applicable laws, rules, regulations, guidelines and approvals, issue receipts and / or certificates representing the Securities with such features and attributes as are prevalent in international and / or domestic capital markets for instruments of such nature and to provide for the tradability or transferability thereof as per the international and / or domestic practices and regulations, and in the forms and practices prevalent in such international and / or domestic markets

RESOLVED FURTHER THAT the Company do apply for listing of the new Equity Shares and / or the Securities, as may be issued pursuant to this Resolution, on the domestic stock exchanges and / or one or more international stock exchanges, as may be necessary, and to apply for admission thereof to the domestic and / or international Depositories

RESOLVED FURTHER THAT the Board be and is hereby authorised to issue and allot such number of Equity Shares as may be required to be issued and allotted upon conversion, redemption or cancellation of any of the Securities or as may be necessary in accordance with the terms of the offering(s), all such Equity Shares shall be subject to the provisions of the Memorandum and Articles of Association of the Company and shall rank *pari passu* with the existing Equity Shares of the Company in all respects, except such right as to dividend as may be provided under the terms of the issue and in the offer document, if any

RESOLVED FURTHER THAT the pricing of the Securities shall be in compliance with applicable laws, guidelines and regulations and, further, that the pricing of Securities that may be issued pursuant to a QIP shall be in accordance with the applicable SEBI Regulations which presently provide for a price not less than the average of the weekly high and low of the closing price of the related Securities quoted on the Stock Exchanges during the two weeks preceding the "relevant date "

RESOLVED FURTHER THAT the "relevant date" means the date of the meeting in which the Board decides to open the proposed issue or as may be determined in accordance with applicable laws, rules, regulations, guidelines and approvals

RESOLVED FURTHER THAT for the purpose of giving effect to any issue or allotment of Securities as described in the above paragraphs, the Board be and is hereby authorized, on behalf of the Company, subject to compliance with all applicable laws, rules, regulations, guidelines and approvals, to do all such acts, deeds, matters and things as it may, in its discretion, deem necessary or desirable for such purpose, as regards, *inter-alia*, the issue and / or allotment of Securities, the utilization of issue proceeds and with power, on behalf of the Company, to settle any questions, difficulties or doubts that may arise in regard to any such issue or allotment as it may, in its discretion, deem fit

RESOLVED FURTHER THAT the Board be and is hereby authorised to make all filings including as regards the requisite listing application / prospectus / offer document / offer letter / offer circular / placement document / information memorandum / private placement memorandum or otherwise, or any draft(s) thereof, or any amendments or supplements thereof, and of any other relevant documents with the stock exchanges, RBI, SEBI and such other authorities or institutions in India and / or abroad for this purpose

RESOLVED FURTHER THAT the acts, deeds and things already done by the Board in this regard be and are hereby confirmed, approved and ratified

RESOLVED FURTHER THAT the Board be and is hereby authorised to delegate all or any of its powers herein conferred to any Committee along with the authority to the said Committee to further delegate specific powers to any one or more Directors / Executives of the Company, in order to give effect to the aforesaid Resolution "

7 Investment in MAS GMR Aerospace Engineering Company Private Limited

"RESOLVED THAT pursuant to the provisions of Section 372A and other applicable provisions of the Companies Act, 1956, and subject to all applicable statutory and regulatory approvals including the Foreign Investment Promotion Board, the Reserve Bank of India, as may be required, consent of the Members be and is hereby accorded to the Board of Directors of the Company to invest, in one or more tranches, an amount not exceeding Rs 45,00,00,000 (Rupees Forty Five Crores Only) in the Share Capital of MAS GMR Aerospace Engineering Company Limited, Hyderabad "



Notice (contd)

RESOLVED FURTHER THAT the Board of Directors of the Company be and is hereby authorised to determine the actual amount to be invested / utilized within the above sanctioned limits, the mode and time of the investment and to execute and sign all necessary deeds and documents including share application forms, acceptance of offer, transfer deeds and share purchase / share subscription and escrow agreements, as may be required for the said purpose, and complete the transaction with such modification(s) as may be required by any of the concerned authority(ies) and to do all such acts, deeds, matters and things as may be necessary to give effect to this Resolution


RESOLVED FURTHER THAT the Board be and is hereby authorised to delegate all or any of its powers herein conferred to any Committee along with the authority to the said Committee to further delegate specific powers to any one or more Directors / Executives of the Company, in order to give effect to the aforesaid Resolution "

8 Appointment of Ms Namrata Goyal as a Management Trainee

"RESOLVED THAT pursuant to provisions of Section 314 and other applicable provisions of the Companies Act, 1956, consent of the Members be and is hereby accorded to Ms Namrata Goyal, a relative of Mr Naresh Goyal, Chairman of the Board of Directors, to hold and continue to hold an Office or Place of Profit as 'Management Trainee' in the Company for a period of one year with effect from 12th July, 2010, on the terms and conditions, including remuneration, as set out in the Explanatory Statement annexed to this Notice "

By Order of the Board of Directors


Jet Airways (India) Limited



Monica Chopra
Company Secretary & Sr General Manager - Legal

Registered Office
S M Centre, Andheri-Kurla Road
Andheri (East), Mumbai - 400 059

Mumbai
23rd July, 2010



Notice (contd)

Notes

- 1 A MEMBER ENTITLED TO ATTEND AND VOTE AT THE MEETING IS ENTITLED TO APPOINT A PROXY TO ATTEND AND VOTE INSTEAD OF HIMSELF AND A PROXY NEED NOT BE A MEMBER OF THE COMPANY
- 2 Proxies, in order to be effective, must be duly filled, stamped, signed and deposited at the Registered Office of the Company not less than 48 hours before the commencement of the Meeting
- 3 The relevant Explanatory Statement pursuant to Section 173 (2) of the Companies Act, 1956, in respect of the items of Special Business given in this Notice is annexed hereto
- 4 Profiles of the Directors seeking re-appointment, as required by Clause 49 of the Listing Agreement entered into with the Stock Exchanges, is annexed to this Notice
- 5 Corporate Members intending to send their authorised representatives to attend the Eighteenth Annual General Meeting are requested to send a duly certified copy of the Resolution passed by their Board of Directors authorising their representatives to attend and vote at the said Annual General Meeting
- 6 Members / Proxies / Representatives are requested to bring the enclosed Attendance Slip, duly filled in, for attending the Meeting
- 7 The Register of Members and Share Transfer Books of the Company will remain closed from Wednesday, 18th August, 2010 to Thursday, 26th August, 2010, both days inclusive, for the purpose of the Eighteenth Annual General Meeting
- 8 Members are requested to send the advice about change in address / any other updations to the Company's Registrar and Share Transfer Agent, Karvy Computershare Private Limited in respect of the Equity Shares held in physical form and to their respective Depository Participants in respect of Equity Shares held in dematerialised form

For any assistance or information about shares, dividend, etc Members may contact the Company's Registrar and Share Transfer Agent, as follows

Karvy Computershare Private Limited
[UNIT Jet Airways (India) Limited]
Plot No 17 - 24, Vittal Rao Nagar
Madhapur, Hyderabad - 500 081
Time 9 00 a m to 5 30 p m (Monday to Friday)
Phone +91 40 2342 0818 Fax +91 40 2342 0814
Email einward rs@karvy.com
Website www.karvy.com

Members are requested to inform their telephone numbers and e-mail addresses to facilitate prompt action and communication

- 9 As per the provisions of the Companies Act, 1956, nomination facility is available to the Members in respect of the Shares held by them Nomination forms can be obtained from the Company's Registrar and Share Transfer Agent, Karvy Computershare Private Limited
- 10 As a measure of austerity, copies of the Annual Report will not be distributed at the Annual General Meeting Members are requested to bring their copies of the Annual Report to the Meeting
- 11 Members who wish to obtain information concerning the accounts or operations of the Company may send their queries at least seven days before the Annual General Meeting, to the Company Secretary, at the Registered Office of the Company
- 12 All documents referred to in this Notice and the Explanatory Statement annexed hereto, are available for inspection at the Registered Office of the Company between 10 a m and 12 noon on all working days of the Company till the date of the Eighteenth Annual General Meeting
- 13 Pursuant to the provisions of Sections 205A and 205C of the Companies Act, 1956, the dividend which remains unclaimed / unpaid for a period of seven years from the date of transfer to the respective unpaid dividend account, is required to be transferred to the Investor Education and Protection Fund (IEPF) of the Central Government
- 14 Unclaimed dividend for the financial years 2004-05, 2005-06 and 2006-07, is still lying in the respective unpaid dividend accounts of the Company Members, who have not encashed the dividend warrants for the said financial years, are requested to contact the Company's Registrar and Share Transfer Agent, Karvy Computershare Private Limited, at the earliest
- 15 Unclaimed dividend for the financial year 2004-05, is due for transfer to the IEPF in the year 2012 Kindly note that no claim shall lie against the Company or the IEPF after such transfer



Notice (contd)

Explanatory Statement

As required by Section 173(2) of the Companies Act, 1956, in respect of the items of Special Business mentioned in the Notice
Item No 5

Pursuant to the provisions of Section 314 (1B) of the Companies Act, 1956, at the thirteenth Annual General Meeting held on 27th September, 2005, the Members had accorded their consent to the appointment of, and remuneration payable to, Mrs Anita Goyal, a relative of Mr Naresh Goyal, Chairman of the Board of Directors, as Executive Vice President – Marketing and Sales, for a period of five years with effect from 1st October, 2005

Accordingly, her term is due to expire on 30th September, 2010. Based on the approval of the “Selection Committee”, the Board of Directors, at its Meeting held on 20th May, 2010, subject to the approval of the Members and the Central Government, approved the re-appointment of, and remuneration payable to, Mrs Anita Goyal as ‘Executive Vice President – Revenue Management and Network Planning’ with effect from 1st October, 2010 up to retirement on superannuation as per Rules of the Company i.e. up to 31st December, 2012. Since Mrs Goyal is a relative of the Chairman of the Board of Directors, the re-appointment amounts to holding an Office or Place of Profit and requires the approval of the Members in terms of Section 314 of the Companies Act, 1956, read with Director’s Relative (Office or Place of Profit) Rules, 2003. Consent of the Central Government will also be sought for the re-appointment in terms of the said Section and Rules.

Mrs Goyal, 57, an Indian National, holds a B.A. (Honours) degree with specialization in Political Science and Sociology. She has over 28 years of experience in Marketing and Sales in the Airline Industry.

Before joining the Company, Mrs Goyal had a distinguished career with Jetair Private Limited (“Jetair”), at one time India’s largest General Sales Agent (“GSA”). She joined Jetair in 1979 and rose to head the Sales function at Jetair.

She has been associated with the Company since its inception and has served in various senior positions including as Executive Vice President - Marketing and Sales, where she was largely instrumental in the emergence of the Company as India’s leading domestic carrier within a decade of its inception. Her tenure as Executive Vice President - Marketing and Sales was marked by the spectacular growth in the network and of the operations of the Company. Her contribution helped the Company to maintain its ‘Most Preferred Airline’ status due to the high quality of its product, convenient flight timings, connections and various fare schemes.

Since August, 2007, Mrs Goyal has been responsible for revenue management and network planning. As mentioned above, her current term is due to expire on 30th September, 2010. Therefore, it is now proposed to re-appoint Mrs Goyal on the following terms and conditions, including remuneration:

Designation

Executive Vice President – Revenue Management and Network Planning (or any other designation which the Board of Directors may decide, from time to time)

Tenure

27 months with effect from 1st October, 2010 up to retirement on superannuation as per Rules of the Company i.e. up to 31st December, 2012.

Reporting Line

Mrs Goyal reports to the Chief Executive Officer of the Company.

Duties and Responsibilities

The duties and responsibilities, *inter alia*, include but not limited to:

- Develop and direct the implementation of strategic business and operational plans and projects
- Ensure route optimization through effective use of route management tools and strategies to achieve higher yield and load factor
- Analyse market performances, identify trends and decide the strategy to enhance revenue
- Understand the complexities of airline consumer behavior and devise innovative ways to protect and capture additional revenue
- Develop strategies for alliances and partnerships



Notice (contd)

- f) Ensure that the pricing strategy maintains the competitiveness of Jet Airways' in the market place at all times
- g) Closely monitor competitors' pricing activities, market trends, evaluate pricing recommendations, suggest pricing promotion and devising creative pricing strategies for both domestic and international markets
- h) Oversee route network planning and re-structuring activities
- i) Recommend and approve new markets / routes on the basis of data available from the business intelligence unit
- j) Evaluate under-performing markets with a time frame to improve or prepare for exit
- k) Oversee the Scheduling unit to ensure fleet rationalization and optimum fleet utilization
- l) Promote the image of the Company by continuously liaising and interacting with travel bodies, institutions, corporate bodies and influential opinion makers
- m) Recruit, select, develop and motivate key executive team members and put in place a succession plan
- n) Serve on planning and policy-making committees

Location

In view of the global nature of the work, Mrs Goyal will be located at the Company's office at London, U K

Notice Period:

The contract of employment may be terminated by giving three months' notice in writing by the Company or Mrs Goyal

Salary, Perquisites and Benefits

- a) Basic Salary of Rs 1,38,72,000 (Rupees One Crore Thirty Eight Lakhs Seventy Two Thousand only) per annum equivalent to £204,000 (Pounds Sterling Two Hundred and Four Thousand only) per annum in the scale of £204,000 – £293,760 or such Rupee amount equivalent to the Pounds Sterling payable according to the then applicable exchange rate with authority to the Board of Directors of the Company to give an annual increment not exceeding 20% of the immediately previously drawn Basic Salary
- b) Mrs Goyal will also be entitled to perquisites and benefits, the monetary value of which will be subject to a ceiling of 25% of the Basic Salary
- c) Mrs Goyal will also be entitled to retirement benefits subject to a ceiling of 5% of the Basic Salary

Since Mrs Goyal has the requisite expertise and experience for the position, the Board of Directors recommends Resolution No 5 for your approval

None of the Directors of the Company, except Mr Naresh Goyal, is in any way concerned or interested in the Resolution

Item No. 6

At the Extraordinary General Meeting held on 24th September, 2009, the Members had accorded their approval for raising capital through a Qualified Institutions Placement (QIP) / Global Depositary Receipts (GDRs) / American Depositary Receipts (ADRs) / Foreign Currency Convertible Bonds (FCCBs) / other Securities up to an amount not exceeding US\$ 400 Million (United States Dollars Four Hundred Million) in the course of one or more domestic and / or international offering(s). The proceeds of the offering(s) were to be utilized to capitalize the Company adequately besides meeting the working requirements of the Company

However, due to the uncertain market conditions it has not been possible to implement this proposal

According to the provisions of Chapter VIII of the Securities and Exchange Board of India (SEBI) (Issue of Capital and Disclosure Requirements) Regulations, 2009, the Special Resolution passed by the Members for approving the proposal is valid for a period of twelve months from the date of passing the Special Resolution. Therefore, the Special Resolution passed at the Extraordinary General Meeting held on 24th September, 2009, is due to expire on 23rd September, 2010. Since the Company proposes to raise capital, an enabling Resolution is being proposed to give adequate flexibility and discretion to the Board of Directors to finalise the terms of the issue, subject to compliance with all applicable laws, rules, regulations, guidelines and approvals



Notice (contd)

The detailed terms and conditions for the offer will be determined in consultation with the Advisor(s), Lead Manager(s), Underwriter(s) and such other agency(ies) as may be required to be consulted by the Company considering the prevailing market conditions and other relevant factors. The pricing of the domestic and / or international offering(s) will be subject to compliance with all applicable laws, rules, regulations, guidelines and approvals, including of the Foreign Investment Promotion Board and may be at a premium or discount to market price in accordance with international / domestic practice, as the case may be.

The pricing of the Securities shall be in compliance with applicable laws, guidelines and regulations and, further, that Securities that may be issued pursuant to a QIP shall be in accordance with the applicable SEBI guidelines which presently provide for a price not less than the average of the weekly high and low of the closing price of the related Securities quoted on the Stock Exchanges during the two weeks preceding the "relevant date".

The "relevant date" means the date of the meeting in which the Board decides to open the proposed issue or as may be determined in accordance with applicable laws, rules, regulations, guidelines and approvals.

The Securities issued pursuant to international offering(s) may be listed on stock exchange(s) outside India as may be decided by the Board in consultation with its Advisor(s), Lead Manager(s) and Underwriter(s).

The Securities issued pursuant to domestic offering(s) shall be listed on the National Stock Exchange of India Limited and the Bombay Stock Exchange Limited.

The Special Resolution seeks to give the Board powers to issue Securities in one or more tranches, at such time or times, subject to compliance with all applicable laws, rules, regulations, guidelines and approvals. Section 81(1) of the Companies Act, 1956, provides, *inter-alia*, that when it is proposed to increase the issued capital of the company by allotment of further shares such further shares shall be offered to the existing shareholders of the Company in the manner laid down therein, unless the shareholders in a general meeting by way of a special resolution decide otherwise, in accordance with Section 81(1A). The Special Resolution, *inter-alia*, also seeks to give the Board the flexibility of including a green shoe or over allotment or similar option in the offering of Securities, so long as they do not exceed US\$ 400 Million in the aggregate.

The Listing Agreements entered into by the Company with the Stock Exchanges on which the Company's Equity Shares are listed provide, *inter-alia*, that the Company in the first instance, should offer all the shares to be issued by the Company for subscription on a pro rata basis to the equity shareholders unless the shareholders in a general meeting decide otherwise.

The said Special Resolution, if passed, shall have effect of also allowing the Board, on behalf of the Company, to offer, issue and allot the Securities otherwise than on a pro-rata basis to the existing Shareholders.

The Board of Directors believes that such offering(s) are in the interest of the Company and, therefore, recommends Resolution No. 6 for your approval.

None of the Directors of the Company may be deemed to be concerned or interested in the said Resolution except to the extent to which they hold Securities and / or may subscribe to the Securities, if any, as the case may be.

Item No. 7

Presently, aircraft have to be sent out of country for heavier airframe maintenance work which is expensive in terms of cost and time. In order to support its operations and future expansion plans, taking into account all types of aircraft out of country for the Company needs adequate and cost effective engineering and maintenance infrastructure. The key factor is to avoid having to send the airframe maintenance work and perform this labour intensive work at lower cost in India.

After a detailed evaluation of various options, it was concluded that the best option for the Company was to set up a maintenance, repair and overhaul (MRO) facility in partnership with an experienced MRO service provider to perform in India, the maintenance checks on the Company's fleet.

This will help achieve the Company's objective of enhanced aircraft availability, reduce maintenance costs as well as ensure the aircraft maintenance checks performed are of the highest standard.

Therefore, the Board of Directors, at the Meetings held on 25th January, 2010 and 23rd July, 2010, granted its unanimous approval to an investment of an amount not exceeding Rs 45,00,00,000 in the Share Capital of MAS GMR Aerospace Engineering Company Limited, Hyderabad (MAG).



Notice (contd)

MAG has been incorporated in India, as a 50:50 joint venture between GMR Hyderabad International Airport Limited and Malaysian Aerospace Engineering Sdn Bhd, Malaysia. MAG is engaged in the business of developing and operating a maintenance, repair and overhaul facility for airframes.

The proposed investment will be funded from the Company's internal accruals.

In terms of the provisions of Section 372A of the Companies Act, 1956, such an investment, being in excess of the limits specified therein, requires the prior approval of the Shareholders by a Special Resolution.

The Board of Directors believes that the aforesaid investment is in the interest of the Company and, therefore, recommends the Resolution No. 7 for your approval.

None of the Directors of the Company is concerned or interested in the said Resolution.

Item No. 8

Ms. Namrata Goyal, a relative of Mr. Naresh Goyal, Chairman of the Board of Directors, has been appointed as a 'Management Trainee' in the Company with effect from 12th July, 2010, for a period of one year i.e. up to 11th July, 2011.

Ms. Goyal is 21 years of age. She holds a Bachelor of Arts degree from Queen Mary College, University of London.

The emoluments payable to Ms. Goyal during the training period are Rs. 45,000 per month. She will be entitled to retirement benefits as per law and leave as per Rules of the Company.

Since Ms. Goyal is a relative of Mr. Naresh Goyal, the appointment amounts to holding an Office or Place of Profit and requires the approval of the Members in terms of Section 314 of the Companies Act, 1956. Therefore, the Board of Directors recommends Resolution No. 8 for your approval.

None of the Directors of the Company, other than Mr. Naresh Goyal, is concerned or interested in the said Resolution.

By Order of the Board of Directors

Jet Airways (India) Limited



Monica Chopra
Company Secretary & Sr. General Manager - Legal

Registered Office
S. M. Centre, Andheri-Kurla Road
Andheri (East), Mumbai - 400 059

Mumbai
23rd July, 2010



Annexure to Notice

Profiles of the Directors seeking re-appointment at the Eighteenth Annual General Meeting

Mr Aman Mehta and Mr Saroj K Datta are due to retire by rotation at the Eighteenth Annual General Meeting and being eligible, offer themselves for re-appointment. Profiles of Mr Aman Mehta and Mr Saroj K Datta, as required by Clause 49 of the Listing Agreement entered into with the Stock Exchanges, are as follows:

Name	Mr Aman Mehta	Mr Saroj K. Datta
Date of Birth	1 st September, 1946	3 rd May, 1936
Date of Appointment	29 th September, 2004	1 st March, 1993
Qualifications	Bachelors degree in Economics from Delhi University	Masters degree in Economics from Delhi University
Expertise in specific functional area	Mr Aman Mehta, joined the The Hong Kong Shanghai Banking Corporation (HSBC) group in 1968. He held several senior positions with HSBC and was appointed Chief Executive Officer of HSBC Asia Pacific in January 1999, a position he held until his retirement in December 2003. Mr Mehta is also a member of the governing board of the Indian School of Business, Hyderabad. Mr Mehta serves as an independent director on the boards of several companies in India as well as in UK, Hong Kong and Singapore.	Mr Saroj K Datta has over 40 years of experience in civil aviation in India and abroad. He joined Air India in 1962 and rose to the position of Deputy Director, Planning and International Relations in 1977. He left Air India in 1987, to join in Kuwait Airways in a senior position. He has been a part of the Management team of the Company since its inception in 1992 and is currently the Executive Director of the Company.
Directorships held in other Public Companies (excluding foreign and private companies)	<ul style="list-style-type: none"> ➤ Tata Consultancy Services Limited ➤ Wockhardt Pharmaceuticals Limited ➤ Max India Limited ➤ Godrej Consumer Products Limited ➤ Cairn India Limited ➤ Emaar MGF Land Limited 	Jet Lite (India) Limited
Memberships/Chairmanships of Committees in Public Companies	<p>Audit Committee</p> <ul style="list-style-type: none"> ➤ Tata Consultancy Services Limited (Chairman) ➤ Wockhardt Pharmaceuticals Limited (Member) ➤ Godrej Consumer Products Limited (Member) ➤ Cairn India Limited (Chairman) ➤ Emaar MGF Land Limited (Member) <p>Investors' Grievances Committee</p> <ul style="list-style-type: none"> ➤ Wockhardt Pharmaceuticals Limited (Member) <p>Remuneration Committee</p> <ul style="list-style-type: none"> ➤ Tata Consultancy Services Limited (Chairman) ➤ Cairn India Limited (Member) ➤ Emaar MGF Land Limited (Chairman) 	None
Shareholding, if any, in the Company	Nil	553 Equity Shares of Rs 10 each



Directors' Report

Dear Members,

Your Directors have pleasure in presenting their Eighteenth Annual Report together with the audited Statement of Accounts for the financial year ended 31st March, 2010

1 Performance highlights

The financial and operating highlights for the year under review, compared with the previous financial year, are given below

Financial highlights

Particulars	Year ended 31 st March, 2010 Rs in lakhs	Year ended 31 st March, 2009 Rs in lakhs
GROSS REVENUE	1,062,292	1,178,688
Profit before Interest, Depreciation, Exceptional Items & Tax	141,697	315
Interest	99,301	73,803
(Loss) / Profit before Depreciation, Exceptional Items & Tax	42,396	(73,488)
Depreciation	96,196	89,981
(Loss) / Profit before Exceptional Items & Tax	(53,800)	(163,469)
Exceptional Items	7,045	116,507
(Loss) / Profit before Taxation & Adjustments	(46,755)	(46,962)
Provision for Tax	9	1,326
Deferred Tax	-	(8,054)
(Loss) / Profit after Taxation	(46,764)	(40,234)
Profit / (Loss) brought forward	(26,144)	20,891
Adjustment on account of Change in Policy	-	(6,801)
Amount available for Appropriation	(72,908)	(26,144)
APPROPRIATIONS		
Transfer to General Reserve	-	-
Transfer to Balance Sheet	(72,908)	(26,144)

Note 1 lakh = 100,000

Operating highlights

Operating parameters	Year ended 31 st March, 2010	Year ended 31 st March, 2009
Departures (Number)	131,108	133,736
Available Seat Kilometers (ASKMs) (Million)	29,242	31,652
Revenue Passenger Kilometers (RPKMs) (Million)	22,640	21,444
Passenger Load Factor (%)	77.4	67.7
Revenue Passengers (Number)	12,039,475	11,080,035
Average fleet size	85.6	84.5
Average Head Count	11,328	13,843



Directors' Report (contd)

2 Dividend

The Board of Directors has not recommended a dividend on the Equity Shares in view of the performance of the Company for the financial year ended 31st March, 2010 (Previous year Nil per Equity Share)

3 Review of Operations

The Company was able to redesign its business model and emerge as a leaner, more efficient and responsive organization. A series of planned steps that were taken during the year ensured that the Company remains competitive through stringent cost control, route rationalization and fiscal prudence, whilst constantly introducing strategic marketing and route initiatives without affecting the quality of the product offered. We are pleased to inform you that the benefits of these measures have translated in the Company consolidating its leadership position with a market share of 25.2% during the year.

During the year under review, there was a progressive recovery in the aviation industry, both in India and overseas though at a more rapid rate than previously anticipated. This was primarily owing to the faster growth of the Indian economy and the fact that major economies came out of recessionary trends. The third and fourth quarters of the financial year recorded encouraging passenger and cargo traffic growth.

However, both domestic and international markets remained competitive, and there was significant over capacity in both markets.

Domestic passenger traffic for the year under review, reported a 4.2% growth as compared to the same period last year while international passenger traffic registered an increase of 20.1%. The Company ended the financial year with revenues of Rs 1,062,292 lakhs a decrease of 10% versus last year, with a system-wide seat factor of 71.6% on the domestic and 80.4% on the international sectors.

The Company carried 120 lakhs revenue passengers on its international and domestic services during the year under review, up from 110 lakhs in the previous financial year. But perhaps the most encouraging has been the improvement in the EBITDAR margins from 3.5% to 19.2% mainly due to improved yields, growth in traffic and cost efficiencies.

The introduction of '*Jet Airways Konnect*' and '*Jet Airways Konnect Select*' were our answers to the market demand for quality, low-cost travel during the global economic downturn, which has been well appreciated by our guests. The Jet Konnect flights use Boeing 737 and ATR aircraft and fly on both regional and trunk routes. As on 31st March, 2010, approximately 65% of Jet Airways domestic flights were Jet Airways Konnect flights.

'*Jet Airways Konnect Select*' is specifically targeted at the business and leisure travelers who desire more flexibility, comfort and benefits.

The Company also benefited from the strategic expansion of its domestic and international service network. We now serve 23 international destinations, which include the recent addition of a daily non-stop service between Mumbai and Johannesburg, South Africa. Our airline has also worked towards creating operational hubs in Mumbai and Delhi to offer guests between third countries enhanced connectivity via these gateways. As part of our International strategy, we have continued to increase frequencies to international points from several gateways in India thus enhancing our penetration of the market.



Directors' Report (contd)

The details of the routes introduced and discontinued during the financial year are as follows

Routes	Introduced	Discontinued
Domestic segment		
Chennai-Pune-Chennai		23 rd April, 2009
Bengaluru-Coimbatore-Bengaluru	1 st October, 2009	
Delhi-Ahmedabad-Delhi		1 st October, 2009
Delhi-Lucknow-Delhi		1 st October, 2009
Delhi-Raipur-Delhi	7 th November, 2009	
Mumbai-Lucknow-Mumbai		1 st October, 2009
Mumbai-Nagpur-Mumbai	16 th December, 2009	
Mumbai-Coimbatore-Mumbai		22 nd December, 2009
Ahmedabad-Bengaluru-Ahmedabad	28 th March, 2010	
Delhi-Dehradun-Delhi	28 th March, 2010	
Chennai-Port Blair-Chennai	28 th March, 2010	
Jaipur-Udaipur-Jaipur		28 th March, 2010
Mumbai-Indore-Mumbai	28 th March, 2010	
International segment		
Cochin-Kuwait-Cochin		21 st January, 2010
Chennai-Dubai-Chennai	23 rd April, 2009	
Mumbai-Jeddah-Mumbai	14 th July, 2009	
Mumbai-Riyadh-Mumbai	6 th August, 2009	
Hyderabad-Dubai-Hyderabad	16 th August, 2009	
Cochin-Sharjah-Cochin	1 st September, 2009	
Delhi-Hong Kong-Delhi	30 th September, 2009	
Mumbai-Kathmandu-Mumbai	2 nd December, 2009	
Mumbai-Dhaka-Mumbai	23 rd December, 2009	
Delhi-Doha-Delhi	21 st January, 2010	
Thiruvananthapuram-Dammam-Thiruvananthapuram	28 th March, 2010	

The Company has leased four Boeing 777-300 ER aircraft to Turkish Airlines Inc on an operating lease basis between June and October 2009 for a period of twenty five months. In March 2010, the Company entered into an agreement with Thai Airways International Public Company Limited to lease out, on an operating lease basis, three Boeing 777-300 ER aircraft for a period of thirty six months.

As on date, seven out of ten Boeing 777-300 ER aircraft in the Company's fleet have been leased out.

4 Management's Discussion and Analysis

As required by Clause 49 of the Listing Agreements entered into with the Stock Exchanges (Listing Agreement), a detailed review by the Management of the operations, performance and future outlook of the Company and its business, is presented in a separate section - Management's Discussion and Analysis - forming part of this Annual Report.

5 Response to comments in the Annexure to the Auditors' Report

Reference is drawn to Point No. 7 of the Annexure to the Auditors' Report relating to the scope of Internal Audit. The Company's response to the same is as follows:

The Internal Audit department is being strengthened and its scope extended to cover various new areas including those suggested by the Statutory Auditors, more particularly the outsourced and overseas payroll, besides procurement of fixed assets.



Directors' Report (contd)

6 Subsidiary Company

Jet Lite (India) Limited (earlier known as Sahara Airlines Limited) has been a wholly owned subsidiary of the Company since 20th April, 2007. For the financial year ended 31st March, 2010, Jet Lite (India) Limited has posted a total income of Rs 161,943 lakhs (2008-09 Rs 166,561 lakhs) and a Net Profit / (Loss) of Rs 4,619 lakhs (2008-09 [Rs 63,043 lakhs]). In view of the inadequate profits, the Board of Directors of Jet Lite (India) Limited has not recommended a dividend for the year ended 31st March, 2010.

The improved performance of Jet Lite (India) Limited was achieved through higher aircraft utilization, improved on-time performance and the hard work and commitment of a dedicated team, all of which helped Jet Lite (India) Limited emerge as a key contender in the low-fare segment.

Positioned as an all-economy, no-frills airline, Jet Lite (India) Limited operates a fleet of 25 aircraft, which consists 18 Boeing 737 series and 7 Canadian Regional Jets (CRJ) 200 series. The airline flies to 28 domestic destinations and 2 international destinations (Kathmandu and Colombo), operating over 110 flights a day, on an average.

A number of initiatives have been launched to improve the Jet Lite Product.

These include

- phasing out the CRJ 200 aircraft fleet and converting the fleet into all Boeing 737 aircraft
- revamping cabin interiors and standardizing the seats and livery
- introducing new uniforms

These initiatives will continue to be implemented in the financial year 2010-11.

Network overlaps between the Company and Jet Lite (India) Limited were minimized and a common reservation system was introduced. The operations of Jet Lite (India) Limited continue to improve with support from the Company. The highlights of the operating performance for the year ended 31st March, 2010 are as follows:

Traffic Parameters	Year ended 31 st March, 2010	Year ended 31 st March, 2009
Departures (Number)	39,602	41,040
ASKMs (Million)	5,156	5,705
RPKMs (Million)	3,866	3,856
Passenger Load Factor (%)	75	67.6
Revenue Passengers (Million)	3.61	3.40

Jet Lite (India) Limited is a non-material, non-listed subsidiary company as defined under Clause 49 of the Listing Agreement.

Pursuant to the provisions of Section 212(8) of the Companies Act, 1956, the Annual Report of Jet Lite (India) Limited for the year ended 31st March, 2010, is not annexed to this Report. A summary of the financial performance of the subsidiary company is given in this Annual Report. However, if any Member of the Company or the subsidiary company so desires, the Company will make available copies of the Annual Accounts of the subsidiary company and related detailed information free of cost. The Annual Accounts of the subsidiary company are also available for inspection by any investor at the Registered Office of the Company and of the subsidiary company between 10 a.m. and 12 noon on any working day of the Company's up to the date of the forthcoming Eighteenth Annual General Meeting.

7 Consolidated Financial Statements

The audited Consolidated Accounts and the Cash Flow Statement, comprising Jet Airways (India) Limited and Jet Lite (India) Limited, appear in this Annual Report. The Auditors' Report on the Consolidated Accounts is also attached. The same is unqualified. The Consolidated Accounts have been prepared in accordance with the Accounting Standards prescribed by the Institute of Chartered Accountants of India in this regard.



Directors' Report (contd)

8 Conservation of energy, technology absorption and foreign exchange earnings and outgo

Particulars, as prescribed by Section 217(1)(e) of the Companies Act, 1956, read with Companies (Disclosure of Particulars in the Report of Board of Directors) Rules, 1988, in respect of these items, to the extent applicable to our Company, are given below

Conservation of energy

The Company continues to follow best industry practices and manufacturers' recommendations to reduce and optimize fuel burn in all its aircraft

The Company also continues to pursue energy conservation in its ground operations, in installations such as hangars and other areas of its operations

Technology absorption

Training of Pilots

Simulator training for pilots operating Boeing 737, Boeing 777 and Airbus 330 aircraft continued to be carried out at the Company's Simulator Complex at Mumbai under the supervision of the Company's own instructors. The Company also offered surplus simulator time to other airlines

At the Company's Flight Operations Training School, the Company provides ground training to its pilots, as well as to pilots of other airlines and organizations

The Training School designed and conducted courses for pilots of business aircraft (belonging to leading corporates)

IT and e-Commerce initiatives

The Company continued to upgrade its Enterprise Resource Planning (ERP) system. The Company's ERP system was extended to the budgeting process, during the year under review. The Company's ERP system now covers nearly all finance funds accounting, purchase, human resources, management information systems. Other operational systems are now linked with the Company's ERP system

The Company has launched social media initiative by creating and managing its accounts on Facebook and Twitter. The Company plans to extend this social media initiative across other platforms. This initiative has been taken in order to connect with its guests, increase the awareness of the Company on a global level, understand issues faced by them, provide solutions and reach an increasingly large target

The Company has launched a Wireless Application Protocol (WAP) site for mobile users. The Company plans to offer a booking engine facility on this site as well as a WAP check-in system for guests to seamlessly book their tickets and check-in using a 2D Mobile Barcoded Boarding Pass

The Company gives the highest quality of service through its website www.jetairways.com. This website is a 360 degree platform that allows guests to inquire about, book and pay for various products and services that the Company offers. The services include

Online Booking Engine - a guest can book, pay and print his web ticket

Web Check-in - a guest can choose a preferred seat and print his boarding pass online

Check for Schedules and Flight status

Log in to a Frequent Flyer account and use the account for transactions of ancillary services like hotels and travel Insurance, etc

The Company uses Search Engine Optimization (SEO) and Search Engine Marketing (SEM) techniques to increase visitors and booking on its website www.jetairways.com

Foreign Exchange earnings and outgo

The details of Foreign Exchange earnings and outgo are given under the Notes to the Accounts

9 Environment, Health and Safety

The Company is committed to the highest levels of safety, in the air and in all of its critical areas of operation on the ground

The Company has launched a programme to be compliant with the emission norms of the European Union

The Company continues to give the highest priority to employee health, particularly operational staff



Directors' Report (contd)

10 Fixed Deposits

The Company has not accepted any Fixed Deposits from the Public

11 Corporate Governance

We adhere to the principles of Corporate Governance mandated by the Securities and Exchange Board of India and have complied with all the prescribed requirements. As required by Clause 49 of the Listing Agreement, a detailed report on Corporate Governance forms part of this Annual Report. The Auditors' Certificate on compliance with Corporate Governance requirements by the Company is attached to the Corporate Governance Report. This Certificate is being forwarded to the Stock Exchanges.

The Chief Executive Officer's declaration regarding compliance with the Code of Business Conduct and Ethics forms part of the Corporate Governance Report.

12 Corporate Social Responsibility

Since the year 1997, the Company has been running its in-flight collection programme 'Magic Box' in association with Save The Children India (STCI). This fund-raising programme for STCI is unique to the Company and is implemented on all its flights in the domestic network, thereby allowing its passengers to participate in this noble cause. Since its introduction in January 1997, the charity collection contributes close to Rupees One crore each year.

As in previous years, the Company organized "Flights of Fantasy", where underprivileged children and children with special needs are taken on specially organized flights and introduced to the world of aviation.

This year, as in past years, our employees participated in the Standard Chartered Mumbai Marathon, that raises funds for various causes. The number of employees participating has been increasing each year.

13 Employees

Your Directors gratefully acknowledge the commitment, support and understanding of all the employees at all levels during the difficult times faced by the Company.

An industrial dispute with a section of the Pilots in September, 2009, was amicably settled with the Consultative Group, comprising Management and Pilots' representatives, being set up to redress all issues.

The total number of permanent employees of the Company as on 31st March, 2010, was 11,328 (as on 31st March, 2009 13,078).

Information in accordance with the provisions of Section 217(2A) of the Companies Act, 1956, read with Companies (Particulars of Employees) Rules, 1975, as amended, forms part of this Annual Report. However, as per the provisions of Section 219(1)(b)(iv) of the Companies Act, 1956, this Report and Accounts are being sent to all the Shareholders of the Company, excluding the Statement of Particulars of Employees under Section 217(2A) of the Companies Act, 1956. Shareholders may inspect the said Statement at the Registered Office of the Company between 10 a.m. and 12 noon on any working day of the Company till the date of the forthcoming Eighteenth Annual General Meeting.

14 Directors' Responsibility Statement

As required under Section 217(2AA) of the Companies Act, 1956, your Directors confirm that

- in the preparation of the Annual Accounts, the applicable accounting standards have been followed along with proper explanation relating to material departures,
- appropriate accounting policies have been selected and applied consistently and such judgments and estimates have been made that are reasonable and prudent so as to give a true and fair view of the state of affairs of the Company as at 31st March, 2010 and of the loss of the Company for the year ended 31st March, 2010,
- proper and sufficient care has been taken for the maintenance of adequate accounting records in accordance with the provisions of the Companies Act, 1956, for safeguarding the assets of the Company and for preventing and detecting fraud and other irregularities,
- the Annual Accounts have been prepared on a going concern basis, and
- proper systems are in place to ensure compliance with the laws applicable to the Company.

15 Directors

Due to personal reasons, Mr. Charles Adams resigned from the Directorship of the Company with effect from 7th July, 2009. The Board places on record its appreciation of the valuable contribution made by Mr. Adams during his tenure of six years as a Non-executive Independent Director of the Company.

With deep regret we inform you about the sad demise of Mr. Adams on 30th April, 2010, after battling liver and lung cancer for months. Mr. Adams was a member of our Board from 20th September, 2003 till 7th July, 2009. Mr. Adams was 70 years of age and is survived by his wife, daughter and son.



Directors' Report (contd)

Due to personal reasons, Dr Pierre Jeannot resigned from the Directorship of the Company with effect from 21st July, 2009. The Board of Directors places on record its sincere appreciation of Dr Jeannot's invaluable guidance and support during his tenure of nearly three years as a Non-executive Independent Director of the Company.

Due to other work commitments, Mr Shah Rukh Khan did not seek re-appointment on retirement by rotation at the Seventeenth Annual General Meeting held on 17th August, 2009. The Board of Directors places on record its sincere appreciation of Mr Khan's invaluable contribution and support during his tenure of nearly three years as a Non-executive Director of the Company.

Mr Aman Mehta and Mr Saroj K Datta retire by rotation at the forthcoming Eighteenth Annual General Meeting and being eligible, have offered themselves for re-appointment.

The re-appointments of Mr Aman Mehta and of Mr Saroj K Datta form part of the Notice of the forthcoming Eighteenth Annual General Meeting to be held on 26th August, 2010, and the Resolutions are recommended for the approval of Shareholders. Profiles of Mr Aman Mehta and of Mr Saroj K Datta, as required by Clause 49 of the Listing Agreement, are given along with the said Notice.

16 Auditors

The Statutory Auditors, Deloitte Haskins & Sells, Chartered Accountants, and Chaturvedi & Shah, Chartered Accountants, retire at the forthcoming Eighteenth Annual General Meeting and have confirmed their eligibility and willingness to accept office, if re-appointed. Their re-appointment as the Joint Statutory Auditors for the financial year 2010-2011, forms part of the Notice of the said Annual General Meeting and the Resolution is recommended for your approval.

17 Post Balance Sheet events

- Operations to South Africa

The Company commenced daily non-stop flights from Mumbai to Johannesburg aboard a state-of-the-art Airbus 330-200 aircraft from 14th April, 2010. The launch of this new international route marked the beginning of Jet Airways' international network expansion to Africa. Johannesburg is the twenty-third destination in the airline's international network.

- Volcanic ash

The drifting ash from a volcanic eruption in Iceland resulted in the closure of several airports across Europe including London and Brussels. As a result, the Company's operations were also affected.

- Jet Konnect Select

Buoyed by the improvement in the global economic environment and the resultant upswing in air travel demand, particularly business travel, the Company launched the all new 'Jet Konnect Select', a premium cabin on several domestic routes of Jet Airways Konnect, the all-economy service, effective 26th April, 2010. 'Jet Konnect Select' is specifically targeted at the business and leisure travelers who desire more flexibility, comfort and benefits.

18. Acknowledgements

Your Directors place on record their appreciation for the support rendered by the Company's General Sales Agents and their associates, Travel Agents and other members of the travel trade for their continued efforts in promoting the Company.

Your Directors also take this opportunity to thank the Ministry of Civil Aviation, Government of India, the Directorate General of Civil Aviation, the Airports Authority of India, the Mumbai International Airport (Private) Limited, Delhi International Airport (Private) Limited, GMR Hyderabad International Airport Limited, Bangalore International Airport Limited, Cochin International Airport Limited and other airport companies for their support and guidance. Your Directors are also grateful to the Reserve Bank of India, the Ministry of Finance, the Ministry of Corporate Affairs, Government of India, National Stock Exchange of India Limited, Bombay Stock Exchange Limited, the US Exim Bank, Financial Institutions and Banks, the Boeing Company, Avion de Transport Regionale, Airbus Industrie, General Electric, CFM and Pratt and Whitney and the lessors of our aircraft and engines for their support and look forward to their continued co-operation.

On behalf of the Board of Directors



Naresh Goyal
Chairman

London
20th May, 2010



Management's Discussion and Analysis

1 Industry Structure and Development

- 1.1 The global aviation industry showed signs of recovery during the financial year 2009-10. This was primarily owing to the improvement in global economies, many of which came out of recession. While a significant number of airlines continued to report losses, the performance of many airlines improved during the latter part of the financial year.
- 1.2 In India, economic recovery has been more marked than much of the rest of the world. Domestic air traffic was also more buoyant, and grew 16% compared to the previous financial year but remained price sensitive. The recovery of premium air traffic has been relatively slower. There was an overall increase in the number of international visitors into India, both leisure and business. Overseas travel out of India also grew.
- 1.3 Aviation turbine fuel price was less volatile than the previous financial year. Though the price remained high, it did not reach the peaks of the previous years.

2 Analysis of Operational Performance Fiscal 2010 Compared to Fiscal 2009

Revenues

- 2.1 Our total operating revenues of Rs 1,035,969 lakhs in Fiscal 2010 compared to Rs 1,147,697 lakhs in Fiscal 2009, a decline of 9.7%. The lower revenues were primarily due to the reduction in passenger revenues.

Passenger Revenues

- 2.2 In Fiscal 2010 passenger revenues were at Rs 854,973 lakhs as compared to Rs 1,011,385 lakhs in Fiscal 2009. The lower passenger revenues were primarily due to the reduced level of operations consequent to the route rationalization programme initiated in Fiscal 2009. This involved the discontinuation of certain long haul international routes, and replacing Boeing 777 aircraft by Airbus A330 aircraft, which have lower capacity, on certain long haul international routes. The available seat kilometers (ASKMs) for the year as a result were 10% lower than the previous year.

Revenues from Excess Baggage

- 2.3 Revenues from excess baggage increased by 10.6% to Rs 3,524 lakhs in Fiscal 2010 from Rs 3,186 lakhs in Fiscal 2009. The increase was largely due to the increase in the number of passengers compared to the previous year.

Revenues from Cargo

- 2.4 Revenues from the carriage of cargo decreased by 9.6% to Rs 84,776 lakhs in Fiscal 2010 from Rs 93,772 lakhs in Fiscal 2009. The domestic cargo market during the year was extremely competitive. Further, there was a reduction in our domestic cargo capacity, with the conversion of certain aircraft into single (economy) class for the "Jet Airways Konnect" operation. These aircraft carry more passengers and since the weight of cargo had to be correspondingly reduced on International routes. Additionally, there was a reduction in the capacity operated as a result of discontinuation of operations on certain routes and substituting of A330's with B777's on some routes.

Other Revenues

- 2.5 Other Revenues increased to Rs 92,696 lakhs in Fiscal 2010 from Rs 39,355 lakhs in Fiscal 2009. This was mainly due to the increase in income from leasing out aircraft which increased to Rs 71,768 lakhs in Fiscal 2010 from Rs 18,283 lakhs in Fiscal 2009.

Non-Operating Revenues

- 2.6 Non-Operating Revenues decreased by 15.1% to Rs 26,323 lakhs in Fiscal 2010 from Rs 30,990 lakhs in Fiscal 2009. In the previous Fiscal, the Company had made a profit from the sale and lease back of aircraft. There was no sale and lease back of aircraft in Fiscal 2010.



Management's Discussion and Analysis (contd)

Expenses

2.7 Our total expenses for Fiscal 2010 decreased by 16.8% over Fiscal 2009 from Rs 1,342,157 lakhs to Rs 1,116,092 lakhs

Aircraft Fuel

2.8 Fuel costs decreased by 35.9% to Rs 315,165 lakhs in Fiscal 2010 from Rs 491,501 lakhs in Fiscal 2009. This decrease was mainly due to

- Decrease in block hours to 306,134 hours in Fiscal 2010 from 313,007 hours in Fiscal 2009, as a result of our route rationalization programme
- Decrease in the average cost of fuel by 28% to Rs 29.57 per litre in Fiscal 2010 from Rs 41.00 per litre in Fiscal 2009

Other Operating Expenses

2.9 Other Operating Expenses decreased by 17.4% to Rs 301,111 lakhs in Fiscal 2010 from Rs 364,722 lakhs in Fiscal 2009 as summarized below

Other Operating Expenses head	Year Ended March 31,		Increase/ (Decrease)
	2010	2009	
	(Rs in lakhs)	(Rs in lakhs)	(%)
Maintenance and repairs	65,774	84,459	(22.1)
Variable rentals	19,138	25,317	(24.4)
Landing, navigation and other airport charges	99,629	104,576	(4.7)
Insurance	7,414	7,223	2.6
General and administrative	109,155	143,148	(23.7)
Total	301,111	364,722	(17.4)

- The decrease in maintenance and repair costs in 2010 was essentially due to,
 - Decrease in block hours to 306,134 hours in Fiscal 2010 from 313,007 hours in Fiscal 2009
 - We entered into a power by the hour agreement in respect of certain aircraft engines with effect from October 2009, which has reduced engine maintenance costs
- Variable rentals reduced to Rs 19,138 lakhs in Fiscal 2010 from Rs 25,317 lakhs in Fiscal 2009 mainly on account of reduced block hours flown on leased aircraft
- The landing, navigation and other airport charges (including overflying charges) were lower primarily due to reduction in wide bodied flights operated on international routes compared to the previous year. The numbers of flights on domestic operations were also lower
- The increase in insurance costs was due to additions of new aircraft to our fleet in Fiscal 2010
- The decrease in general and administrative costs in Fiscal 2010 over Fiscal 2009 is attributable to
 - the decrease in food and cabin costs by 22.7% to Rs 46,000 lakhs from Rs 59,534 lakhs is primarily due to the introduction of *Jet Airways Konnect* Service and the reduction in the number of full service domestic flights
 - decrease in costs relating to crew accommodation, transportation and allowances by 39.8% to Rs 15,243 lakhs from Rs 25,301 lakhs because of the reduction in certain long haul flights as well as the renegotiation of hotel and transportation contracts



Management's Discussion and Analysis (contd)

Employee Remuneration and Benefits

- 2 10 Expenses with regard to employee remuneration and benefits decreased by 13% to Rs 122,655 lakhs in Fiscal 2010 from Rs 141,050 lakhs in Fiscal 2009 due to reduction in the average number of personnel employed from 13,843 to 12,060. This is the result of the Company's cost cutting measures including freezing recruitment, freezing salaries and in certain cases salary reductions and other steps taken to rationalize and optimize manpower. As on 31st March, 2010, our headcount had reduced to 11,788 v/s 13,843 on 31st March, 2009.

Selling and Distribution Costs

- 2 11 Selling and Distribution costs decreased by 10.3% to Rs 98,491 lakhs for Fiscal 2010 from Rs 109,817 lakhs for Fiscal 2009. This decrease in costs was due to
- Commission costs decreased by 22% because of reduced passenger and cargo revenues
 - However, Central Reservation System (CRS) expenses and Global Distribution System (GDS) expenses increased by 22% to Rs 33,161 lakhs for Fiscal 2010 from Rs 27,185 lakhs for Fiscal 2009 mainly due to the increase in the number of passengers carried particularly on international routes

Aircraft Rentals

- 2 12 Aircraft Rentals increased by 16.7% to Rs 83,173 lakhs in Fiscal 2010 from Rs 71,283 lakhs in Fiscal 2009 mainly on account of
- The number of leased ATR aircraft increased from 11 to 14
 - The induction of 5 leased Boeing 737-800 aircraft during the Financial Year
 - The full yearly impact of aircraft sold and leased back during Fiscal 2009

Depreciation

- 2 13 Depreciation increased by 6.9% to Rs 96,196 lakhs in Fiscal 2010 from Rs 89,981 lakhs in Fiscal 2009 mainly on account of
- The full year's impact of wide-bodied aircraft inducted into the fleet in Fiscal 2010
 - The induction of one owned Boeing 737-800 aircraft during Fiscal 2010

Interest Expense

- 2 14 Interest Expense increased by 34.5% to Rs 99,301 lakhs in Fiscal 2010 from Rs 73,803 lakhs in Fiscal 2009, largely due to the increase in working capital requirements

Exceptional Items

- 2 15 These include gains of Rs 7,045 lakhs due to Mark-to-Market valuation of outstanding derivative contracts compared to a loss of Rs 10,073 lakhs in Fiscal 2010. Exceptional items in Fiscal 2009 included CENVAT credit of Rs 34,993 lakhs and a credit of Rs 91,587 lakhs due to the change in the method of depreciation, and there were no corresponding items in Fiscal 2010.

Profit / (Loss) before Taxation

- 2 16 Loss before taxation is Rs 46,755 lakhs in Fiscal 2010 compared to Rs 46,962 lakhs in Fiscal 2009

Profit / (Loss) after Taxation

- 2 17 Loss after taxation was Rs 46,764 lakhs in Fiscal 2010 compared to Rs 40,234 lakhs in Fiscal 2009

3 Initiatives

- 3 1 The Company has continued major initiatives to respond to the market situation and the challenging environment. The Company continues to control and monitor costs in all areas of its operations.
- 3 2 The Company introduced a new all-economy product "*Jet Airways Konnect*", with a product offering that effectively competes with other "no frills" domestic airlines. The Company maintains the same level of care of its guests in *Jet Airways Konnect* flights as it does in its full service operations.



Management's Discussion and Analysis (contd.)

3.3 In view of conditions in the international markets the Company leased out four of its Boeing 777 aircraft to Turkish Airlines. The Company has also reached agreement with Thai International Airlines to lease three of its Boeing 777 aircraft. The remaining three Boeing 777 aircraft in the operating fleet are being used on Mumbai-London-Mumbai and Delhi-London-Delhi routes.

3.4 The Company has made significant initiatives in its e-commerce for the convenience of guests and passengers.

4 Outlook

4.1 It is expected that the domestic aviation industry in India will recover steadily with the strong performance of the Indian economy. It is also expected that the international air travel from and into India will continue to grow.

4.2 Accordingly, we expect that these factors should continue to impact the Company positively in the segments it operates.

5 Awards

5.1 In April 2009, the Company's loyalty programme, Jet Privilege was honoured at the Freddie Awards for the fifth year in a row, with the 'Best Elite Level' category.

5.2 In September 2009, the Company was ranked the sixth Best Airline worldwide and the seventh Best in Business Class and Cabin Service respectively by the readers of SmartTravelAsia.com, in the Best in Travel Poll 2009.

5.3 In October 2009, the Company won the prestigious 'Best Eastbound airline from India' and 'Best domestic airline in India' awards at the Abacus - TAFI Awards 2009.

5.4 In November 2009, the Company was voted the 'Best Long Haul Airline from Brussels' at the Travel Awards 2009 at Antwerp, Belgium by Belgian travel agents.

5.5 In January 2010, the Company won the Customer and Brand Loyalty Award in the Domestic Commercial Airlines Sector, for the third consecutive year.

5.6 In February 2010, the Company was joint fourth in the 'Business Class Sparkling' Wine category at the annual Cellars in the Sky Awards, at the Business Travel and Meetings Show.

6 Internal Control Systems

6.1 The Company has a proper and adequate system of internal controls commensurate with its size and nature of operations to provide reasonable assurance that all assets are safeguarded, transactions are authorized, recorded and reported properly and applicable statutes, codes of conduct and corporate policies are duly complied with.

6.2 The Company's Internal Audit Department reviews the adequacy and efficacy of the key internal controls. The scope of the audit activity is guided by the internal annual audit plan and approved by the Audit Committee of the Board.

6.3 The Company's Audit Committee comprises five non-executive Directors, Mr. Aman Mehta (Chairman), Mr. Victoriano P. Dungca, Mr. Ali Ghandour, Mr. Javed Akhtar and Mr. Yash Raj Chopra. The Audit Committee reviews reports submitted by the Internal Audit Department and monitors follow-up and corrective action taken.

6.4 The Company has a corporate compliance procedure to ensure that all laws, rules and regulations applicable to it are complied with. Based on confirmation from departmental heads, the Chief Executive Officer places before the Board a Corporate Compliance Certificate at every Board Meeting.

6.5 The Company Secretary is the designated Compliance Officer to ensure compliance with SEBI regulations and with our Listing Agreement with National Stock Exchange of India Limited and Bombay Stock Exchange Limited.

6.6 The Executive Director is the Compliance Officer with regard to the 'Jet Airways Code of Conduct for Prevention of Insider Trading' and Public Spokesman for the 'Jet Airways Code of Corporate Disclosure Practices for Prevention of Insider Trading'.

6.7 The Company has a process of both external and internal safety audits for each area of operation. The Company is in full compliance with all laws, rules and regulations relating to airworthiness, air safety and other statutory operational requirements.



Management's Discussion and Analysis (contd.)

- 6.8 The Company, as part of its risk management strategy, reviews on a continuous basis, its strategies, processes, procedures and guidelines to effectively identify and mitigate risks. Key risks in all areas of the Company's operations and management have been identified and are monitored.

7 Opportunities, Risks, Concerns and Threats

- 7.1 We believe that the strong performance of the Indian economy will be the most important factor in the recovery of Indian aviation and to improve the Company's performance. This has already been demonstrated in the latter part of the financial year 2009-10 and in both passengers and cargo loads and revenues compared to the same period in the previous financial year.
- 7.2 The introduction of "Jet Airways Konnect" and the improvement in the service and reliability of our subsidiary Jet Lite (India) Limited have ensured that we are a strong player in the "no frills" sector.
- 7.3 The convenient flights in our large domestic network and our convenient flights to and from SAARC and ASEAN, help feed our long and medium – haul international flights to and from India.
- 7.4 We will continue to expand alliances with other international carriers in order to improve our global connectivity and network.
- 7.5 While global oil prices have been relatively less volatile during the year under review, any major increase in oil prices will adversely impact the aviation industry. The Company will also be impacted by any major deterioration of the Rupee against the US Dollar and Euro, as the Company's outflow in foreign currency is higher than the inflow.
- 7.6 The possibility of terrorist attacks in India (such as those that took place in Mumbai on 26th November, 2008), internal terrorism as well as terrorist activities in neighbouring countries, such incidents could adversely affect travel into India and out of India.

Certain statements in this Management Discussion and Analysis describing the Company may be 'forward-looking statements' within the meaning of applicable securities laws and regulations. Actual results could differ materially from those expressed or implied. Important factors that could make a difference to the Company's future operations include economic conditions affecting air travel in India and overseas, change in Government Regulations, changes in Central and State taxation, fuel prices and other factors.



Corporate Governance Report

(As required by Clause 49 of the Listing Agreement)

1 Company's philosophy on Corporate Governance

The Company recognizes that good Corporate Governance is essential to build and retain the confidence of its stakeholders. To this end, the Company's philosophy on Corporate Governance is an endeavour to ensure that

- systems and procedures which monitor compliance with laws, rules and regulations are in place in each area of its business,
- relevant information regarding the Company and its operations is disclosed, disseminated and is easily available to its stakeholders, and
- that the Board of Directors is kept fully informed of -
 - all material developments in the Company,
 - the risks in its business and its operations,
 - the rationale for management's decisions and recommendations

so that the Board of Directors can effectively discharge its responsibilities to the stakeholders

2 Board of Directors

i Composition

- The current strength of the Board of Directors (Board) of the Company is eight Directors, who are senior, competent and eminent experts from diverse fields and professions. The Chairman of the Board is a Non-executive promoter Director. The Board comprises one Executive Director and seven Non-executive Directors. Five Directors i.e. more than half of the total strength of the Board, are Independent Directors. Thus, the composition of the Board is in conformity with the requirements of Clause 49 of the Listing Agreements with the Stock Exchanges (Listing Agreement) in this regard. All Directors, except the Chairman, are liable to retire by rotation.

There is no relationship between the Directors inter-se

- The composition of the Board as on date, the changes during the year under review and Directorship / Committee positions in other companies, are as follows

Name	Position / Category	Other Directorships ¹	Other Committee Positions ²		Number of Shares of Rs 10 each held in the Company
			Chairman	Member	
Mr. Naresh Goyal	Chairman Non-Executive Promoter Director	1	None	None	9,995 (as a Nominee of Tail Winds Limited)
Mr. Ali Ghandour	Non-executive Independent Director	None	None	None	Nil
Mr. Victoriano P. Dungca	Non-executive Director	1	None	1	Nil
Mr. Javed Akhtar	Non-executive Independent Director	1	None	1	5,990
Mr. I. M. Kadri	Non-executive Independent Director	1	1	None	Nil
Mr. Aman Mehta	Non-executive Independent Director	6	2	4	Nil
Mr. Yash Raj Chopra	Non-executive Independent Director	None	None	None	355



Corporate Governance Report (contd)

Name	Position / Category	Other Directorships ¹	Other Committee Positions ²		Number of Shares of Rs 10 each held in the Company
			Chairman	Member	
Mr Saroj K. Datta	Executive Director	1	None	None	553
Mr Charles A. Adams ³	Non-executive Independent Director	N A	N A	N A	Nil
Dr Pierre J. Jeannot ⁴	Non-executive Independent Director	N A	N A	N A	Nil
Mr Shah Rukh Khan ⁵	Non-executive Director	N A	N A	N A	Nil

Notes

Based on the respective disclosures made by the Directors

- 1 Directorships held in other Indian public limited companies, excluding alternate directorships
- 2 Includes only Audit Committee and Investors Grievance Committee of other Indian public limited companies
- 3 Ceased to be a Director with effect from 7th July, 2009
- 4 Ceased to be a Director with effect from 21st July, 2009
- 5 Ceased to be a Director with effect from 17th August, 2009

ii Board Meetings and Annual General Meeting held during the financial year 2009-10 and the attendance of each Director thereat

The Board Meeting dates are normally pre-determined. A minimum of four Board Meetings are held in a financial year. Additionally, Board Meetings are convened to transact special business, as and when necessary.

Seven Board Meetings were held during the financial year 2009-10. The gap between any two Board Meetings did not exceed four months. The Board Meetings were held on the following dates:

21 st April, 2009	24 th September, 2009
25 th May, 2009	27 th October, 2009
24 th July, 2009	25 th January, 2010
17 th August, 2009	

Name	Number of Meetings attended	Attendance at the 17 th Annual General Meeting held on 17 th August, 2009
Mr Naresh Goyal	5	Yes
Mr Ali Ghandour	4	Yes
Mr Victoriano P. Dungca	6	Yes
Mr Javed Akhtar	5	Yes
Mr I. M. Kadri	5	Yes
Mr Aman Mehta	7	Yes
Mr Yash Raj Chopra	7	Yes
Mr Saroj K. Datta	7	Yes
Mr Charles A. Adams ¹	Nil	No
Dr Pierre J. Jeannot ²	1	No
Mr Shah Rukh Khan ³	Nil	No

- 1 Ceased to be a Director with effect from 7th July, 2009
- 2 Ceased to be a Director with effect from 21st July, 2009
- 3 Ceased to be a Director with effect from 17th August, 2009



Corporate Governance Report (contd)

The Directors endeavour to attend all the Meetings of the Board and Committees, as applicable. However, if for any unavoidable reason, they are unable to attend any meeting all relevant papers are made available to them thus ensuring that the Company is, nevertheless, able to avail the benefit of their expert advice and contribution.

The Agenda Papers containing all the necessary information / documents are made available to the Board in advance to enable the Board to discharge its responsibilities effectively and take informed decisions. Where it is not practicable to attach or send the relevant information as a part of the Agenda Papers, the same is tabled at the Meeting or / and the presentations are made by the concerned managers to the Board.

The information as specified in Annexure 1A to Clause 49 of the Listing Agreement, is regularly made available to the Board, whenever applicable, for discussion and consideration.

3 Committees of Directors

As per the disclosures regarding Committee positions received from the Directors, none of them is a Member of more than 10 Committees and Chairman of more than 5 Committees across all public companies in which they are Directors.

a Audit Committee of the Board (Audit Committee)

i Composition

The Audit Committee comprises five Directors all of whom are financially literate. The Chairman of the Audit Committee is a Non-executive and Independent Director with requisite accounting / financial management expertise. The composition of the Audit Committee is as follows:

Name	Designation	Category
Mr. Aman Mehta	Chairman	Independent Director
Mr. Victoriano P. Dungca	Member	Non-executive Director
Mr. Javed Akhtar	Member	Independent Director
Mr. Yash Raj Chopra	Member	Independent Director
Mr. Ali Ghandour	Member	Independent Director
Mr. Charles A. Adams*	Member	Independent Director

* Ceased to be a Director with effect from 7th July, 2009.

The Company Secretary acts as the Secretary of the Audit Committee. The Executive Director, the Chief Executive Officer, executives from Finance and Internal Audit Departments and representatives of the Statutory Auditors are invited to attend the Audit Committee Meetings.

ii Terms of reference

The powers and terms of reference of the Audit Committee are in compliance with the requirements laid down in Section 292A of the Companies Act, 1956 and Clause 49 of the Listing Agreement.

The terms of reference are briefly described below:

- Oversight of the Company's financial reporting process and disclosure of financial information.
- Recommend the appointment, re-appointment and, if required, replacement or removal of Statutory Auditors, fixation of audit fees and approving payments for any other services.
- Review with management the annual and quarterly financial statements before submission to the Board.
- Review with management, performance of Statutory and Internal Auditors and the adequacy of internal control systems.
- Review the adequacy of internal audit function.
- Discussions with Internal Auditors of any significant findings and follow-ups thereon.
- Review the findings of any internal investigations by the Internal Auditors.
- Discussion with Statutory Auditors before the audit commences, of the nature and scope of audit as well as have post-audit discussion to ascertain any areas of concern.
- Look into the reasons for substantial defaults in the payment to the depositors, debenture holders, shareholders (in case of non-payment of declared dividends) and creditors.



Corporate Governance Report (contd)

- Review the functioning of the Whistle Blower mechanism
- Review the following information
 - Management's Discussion and Analysis of financial condition, and results of operations,
 - Statement of significant related party transactions,
 - Management letters / letters of internal control weaknesses issued by the Statutory Auditors,
 - Internal audit reports relating to internal control weaknesses,
 - The appointment, removal and remuneration of the Chief Internal Auditor, and
 - The financial statements, in particular, the investments made by unlisted subsidiary companies

In addition to the above, the following disclosures are made to the Audit Committee, as and when applicable

- Basis of related party transactions,
- Disclosure of accounting treatment, and
- Utilisation / application of proceeds from public issues, rights issues, preferential issues, etc., if any

The Audit Committee is vested with the necessary powers, as defined in its Charter, to achieve its objectives

iii. Meetings and attendance during the financial year 2009-10

The Audit Committee met four times during the financial year 2009-10 and the gap between any two Meetings did not exceed four months. The details of attendance of the Members at these Meetings are as follows

Name	Meeting dates and attendance thereat			
	25 05 2009	24 07.2009	27 10 2009	25.01 2010
Mr Aman Mehta	Yes	Yes	Yes	Yes
Mr Victoriano P Dungca	Yes	No	Yes	Yes
Mr Javed Akhtar	Yes	No	Yes	Yes
Mr Yash Raj Chopra	Yes	Yes	Yes	Yes
Mr Ali Ghandour	Yes	No	No	Yes
Mr Charles Adams *	No	N A	N A	N A

* Ceased to be a Director with effect from 7th July, 2009

The Company Secretary attended all the Meetings as Secretary of the Audit Committee

The Minutes of the Audit Committee Meetings are noted at the subsequent Board Meetings

The Chairman of the Audit Committee, Mr Aman Mehta, was present at the Seventeenth Annual General Meeting held on 17th August, 2009

b Remuneration and Compensation Committee

i Composition

The Remuneration and Compensation Committee comprises only Non-executive Directors as follows

Name	Designation	Category
Mr Aman Mehta	Chairman	Independent Director
Mr Victoriano P Dungca	Member	Non-executive Director
Mr Javed Akhtar	Member	Independent Director
Mr Ali Ghandour *	Member	Independent Director
Mr Charles A Adams**	Member	Independent Director

* Inducted with effect from 24th July, 2009

** Ceased to be a Director with effect from 7th July, 2009

ii Terms of Reference

The Remuneration and Compensation Committee shall recommend to the Board of Directors the compensation and other benefits of the Company's Executive Directors and Senior Management



Corporate Governance Report (contd.)

iii Meetings and attendance during the financial year 2009-10

During the financial year 2009-10, two Meetings of the Remuneration and Compensation Committee were held viz on 17th August, 2009 and 25th January, 2010. All the Members and the Company Secretary were present at the Meetings.

The Minutes of the Remuneration and Compensation Committee Meetings are noted at the subsequent Board Meetings.

The Chairman of the Remuneration and Compensation Committee, Mr. Aman Mehta, was present at the Seventeenth Annual General Meeting held on 17th August, 2009.

iv Remuneration Policy

1 For the Non-executive Directors

The Non-executive Directors are paid remuneration by way of Sitting Fees and Commission.

Sitting Fees

The Non-executive Directors are entitled to Sitting Fees of Rs 20,000 for each Board/ Committee Meeting attended. The aforesaid Sitting Fees is within the limits prescribed under the Companies Act, 1956.

Commission

Due to the loss made by the Company for the year ended 31st March, 2010, no Commission is payable to the Non-executive Directors for the financial year 2009-10.

Details of remuneration paid to Non-executive Directors for the financial year 2009-10

(Rs)			
Name	Sitting Fees	Commission Payable	Total
Mr. Naresh Goyal	1,00,000	Nil	1,00,000
Mr. Ali Ghandour	1,60,000	Nil	1,60,000
Mr. Victoriano P. Dungca	2,20,000	Nil	2,20,000
Mr. Javed Akhtar	2,60,000	Nil	2,60,000
Mr. M. Kadri	1,60,000	Nil	1,60,000
Mr. Aman Mehta	2,60,000	Nil	2,60,000
Mr. Yash Raj Chopra	2,20,000	Nil	2,20,000
Mr. Charles A. Adams*	Nil	Nil	Nil
Dr. Pierre J. Jeannot **	20,000	Nil	20,000
Mr. Shah Rukh Khan***	Nil	Nil	Nil

* Ceased to be a Director with effect from 7th July, 2009

** Ceased to be a Director with effect from 21st July, 2009

*** Ceased to be a Director with effect from 17th August, 2009

None of the Non-executive Directors has any other pecuniary interest in the Company.

2 For the Executive Director

The Remuneration and Compensation Committee recommends the remuneration of the Executive Director, subject to the approval of the Members and Central Government, if required.

At the 16th Annual General Meeting held on 29th September, 2008, the Members had, subject to the approval of the Central Government, approved the re-appointment of Mr. Saroj K. Datta for a period of three years with effect from 30th September, 2008, on a revised remuneration. The approval of the Central Government was received vide letters No. SRN/A45958436/3/2009 CL.VII dated 22nd June, 2009, 17th July, 2009, 31st August, 2009, 29th January, 2010 and 22nd March, 2010.



Corporate Governance Report (contd.)

The remuneration comprises of Salary and Allowances, Perquisites and Retirement Benefits. Annual increment is recommended by the Remuneration and Compensation Committee. Details of remuneration paid to Mr. Saroj K. Datta, Executive Director, for the financial year 2009-10 are as follows:

Salary and Allowances	1,01,59,709
Perquisites	20,40,000
Retirement Benefits	5,18,400
Total	1,27,18,109

The current tenure of office of the Executive Director is for a period of three years from the date of his appointment i.e. from 30th September, 2008 up to 29th September, 2011 and can be terminated by either party by giving three months notice in writing. There is no provision for payment of severance fees.

The Company does not have a scheme for stock options of its Shares either for the Directors or the employees.

Investors' Grievance Committee

Composition

The Company has constituted an Investors' Grievance Committee to specifically focus on the redressal of the Shareholders' / Investors' complaints and grievances. The Members of the Investors' Grievance Committee are as under:

Name	Designation	Category
Mr. I. M. Kadri	Chairman	Independent Director
Mr. Saroj K. Datta	Member	Executive Director
Mr. Javed Akhtar*	Member	Independent Director
Mr. Charles A. Adams**	Member	Independent Director

*Inducted with effect from 24th July, 2009

**Ceased to be a Director with effect from 7th July, 2009

Meetings and attendance during the financial year 2009-10

Four Meetings of the Investors' Grievance Committee were held during the financial year 2009-10 as follows:

Name	Meeting dates and attendance thereat			
	25.05.2009	17.08.2009	27.10.2009	25.01.2010
Mr. I. M. Kadri	Yes	Yes	No	Yes
Mr. Saroj K. Datta	Yes	Yes	Yes	Yes
Mr. Javed Akhtar*	N/A	Yes	Yes	Yes
Mr. Charles A. Adams**	No	N/A	N/A	N/A

*Inducted with effect from 24th July, 2009

**Ceased to be a Director with effect from 7th July, 2009

The Company Secretary attended all four Meetings in the capacity as Secretary of the Investors' Grievance Committee. The Minutes of the Investors' Grievance Committee Meetings are noted at the subsequent Board Meetings.

Name and designation of Compliance Officer

Ms. Monica Chopra, Company Secretary & Sr. General Manager - Legal, is the Compliance Officer under Clause 47 of the Listing Agreement.

Details of Shareholders' complaints / queries

The details of Shareholders' complaints during the financial year 2009-10 are as follows:

Opening Balance	Received	Attended to	Pending
Nil	38	38	Nil

Corporate Governance Report (contd)

Investor complaints are given top priority by the Company and are promptly addressed by the Registrar and Share Transfer Agent or by the Secretarial Department. It is the endeavour of the Company that investor complaints attended to within 48 hours of receipt. The Company has attended to all investors' grievances / correspondence. The Company has a separate email ID investors@jetairways.com to which investors may address their grievance.

4 General Body Meetings

i Location and time of the last three Annual General Meetings

Financial year	Venue	Date and Time
2006-07	Nehru Centre Auditorium, Discovery of India Building Dr Annie Besant Road, Worli, Mumbai - 400 018	27 th September, 2007 at 3 30 p m
2007-08		29 th September, 2008 at 3 30 p m
2008-09		17 th August, 2009 at 3 30 p m

ii Special Resolutions passed in the previous three Annual General Meetings

Annual General Meeting held on	Subject
27 th September, 2007	<ul style="list-style-type: none"> Re-appointment and remuneration of the Executive Directors Payment of Commission to the Non-executive Directors for the financial year 2007-08
29 th September, 2008	<ul style="list-style-type: none"> Re-appointment and remuneration of the Executive Directors for three years Payment of Commission to the Non-executive Directors for the financial year 2008-09
17 th August, 2009	None

A Special Resolution to approve raising of further capital pursuant to the provisions of Section 81(1A) and of applicable provisions, if any, of the Companies Act, 1956, was passed at the Extraordinary General Meeting held 24th September, 2009.

iii Special Resolutions passed through Postal Ballot

No Special Resolution was passed through Postal Ballot during the financial year 2009-10. Resolutions, if required, shall be passed by postal ballot during the year ending on 31st March, 2011, as per the prescribed procedure.

5 Disclosures

- The transactions with related parties, as per requirements of Accounting Standard 18, are disclosed elsewhere in the Annual Report. None of the transactions with any of the related parties was in conflict with the interest of the Company. All transactions with related parties are negotiated on an arms length basis and are intended to further the interests of the Company's business.
- The Company has not entered into any transaction of a material nature with the Promoters, Directors or the Management, their subsidiaries or relatives, etc. that may have a potential conflict with the interests of the Company at large.
- With regard to matters related to capital markets, the Company has complied with all the requirements of the Listing Agreements as well as Securities Exchange Board of India (SEBI) regulations and guidelines. No penalties were imposed or strictures passed against the Company by the Stock Exchanges, SEBI or any other statutory authority during the last three years in this regard.
- Disclosures have also been received from the Senior Management personnel relating to the financial and commercial transactions in which they or their relatives may have a personal interest. However, none of these transactions has potential conflict with the interests of the Company at large.

e Code of Conduct

The Company has laid down a Code of Business Conduct and Ethics for all Members of the Board and the Senior Management of the Company. The same is posted on the Company's website www.jetairways.com. All the Members



Corporate Governance Report (contd)

of the Board and the Senior Management personnel have affirmed their compliance with the said Code. A declaration to this effect, signed by the Chief Executive Officer, is given below

In accordance with Clause 49(I)(D) of the Listing Agreement entered into with the Stock Exchanges, I hereby confirm that

All the Members of the Board and the Senior Management personnel of the Company have affirmed compliance with the Code of Business Conduct and Ethics for the Members of the Board and the Senior Management, as applicable to them, in respect of the Financial Year 2009-10

Mumbai

20th May, 2010

Nikos Kardassis

Chief Executive Officer

f ED / CEO Certification

A Certificate from the Executive Director appointed in terms of the Companies Act, 1956 and the Chief Executive Officer (In - charge Finance), on the financial reporting and internal controls over financial reporting for the financial year ended 31st March, 2010, was placed before the Board. In addition, as required by Clause 41 of the Listing Agreement, certificates from the Executive Director and the Chief Executive Officer (In - charge Finance) on the quarterly financial results were placed before the Board

g Risk Management

The Company has laid down procedures to inform the Board Members about the Risk Assessment and Minimization procedures, which are periodically reviewed by the Board

h. Policy for reporting illegal or unethical behaviour (Whistleblower Policy)

Directors and employees are encouraged to report evidence of illegal or unethical behaviour to appropriate Company personnel. It is the policy of the Company to not allow retaliation against any employee who makes a good faith report about a possible violation of the Code of Business Conduct and Ethics (the Code)

Suspected violations of the Code may be reported to the Chairman of the Board or the Chairman of the Audit Committee. All reported violations are appropriately investigated. When in doubt about the best course of action in a particular situation, employees are encouraged to talk promptly to their supervisors, managers or the Head of Human Resources. Employees are expected to fully cooperate in internal investigations of misconduct.

Under the 'Special Reporting Obligations and Procedures Relating to Concerns Regarding Accounting or Auditing Practices', employees are encouraged to bring to the attention of the Audit Committee or the Company's Board of Directors any questions, concerns or complaints they may have regarding accounting, internal accounting controls or auditing matters.

6 Means of Communication

The Company publishes the financial results (quarterly / half-yearly / annual) in at least one English Daily Newspaper like Economic Times and in one Marathi newspaper like Navshakti after the same have been reviewed by the Audit Committee and approved by the Board. The financial results are also simultaneously posted on the Company's website www.jetairways.com. Hence, no separate quarterly or half-yearly report is mailed to the Shareholders.

The Company's website contains a separate dedicated section 'Investor Relations' where shareholders' information can be accessed. The quarterly / annual financial results and official news are posted on the Company's website.

The following are also promptly displayed on the Company's website-

- Shareholding Pattern, Annual Report and the Investor Presentations, as and when made, to the media and analysts
- Official press releases

Official press releases are also sent to, and are displayed by, the Stock Exchanges

Information about the Financial Results, Shareholding Pattern and other specified details are now electronically filed through the Corporate Filing and Dissemination System (CFDS) as required under the Listing Agreement. Investors can view this information by visiting the website www.corpfiling.co.in

The Management's Discussion and Analysis forms part of this Annual Report

The Company has designated the following e-mail id exclusively for investor services: companysecretary@jetairways.com



Corporate Governance Report (contd)

7th General Shareholder Information

i Annual General Meeting

Date, time and venue Thursday, 26th August, 2010 at 3 30 p m at Nehru Centre Auditorium, Discovery India Building, Dr Annie Besant Road, Worli, Mumbai - 400 018

ii Financial Year

1st April, 2009 to 31st March, 2010

Financial Calendar (tentative)

The Company expects to announce the unaudited quarterly results for the financial year 2010-11, as per the following schedule

First Quarter ending 30th June, 2010 On or before 31st July, 2010

Second Quarter ending 30th September, 2010 On or before 31st October, 2010

Third Quarter ending 31st December, 2010 On or before 31st January, 2011

Fourth Quarter and Audited Accounts for financial year ending 31st March, 2011 On or before 31st May, 2011

Annual General Meeting On or before 30th September, 2011

iii Dates of Book Closure

Wednesday, 18th August, 2010 to Thursday, 26th August, 2010

(both days inclusive) for the purpose of the Annual General Meeting

iv Dividend Payment Date

The Board of Directors has not recommended a dividend for the financial year 2009-10

v Listing on the Stock Exchanges

The Company's Equity Shares are listed on the following Stock Exchanges having nation-wide trading terminals

National Stock Exchange of India Limited (NSE)

"Exchange Plaza"
Bandra-Kurla Complex
Bandra (East)
Mumbai - 400 051

Bombay Stock Exchange Limited (BSE)

P J Towers
Dalal Street, Fort
Mumbai - 400 001

The Listing Fee for the financial year 2010-11 has been paid to both the above Stock Exchanges

vi Stock Code

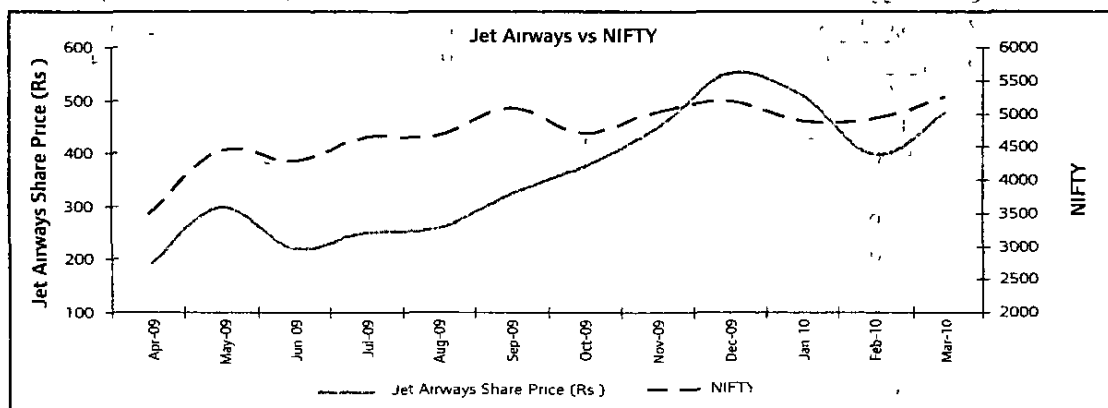
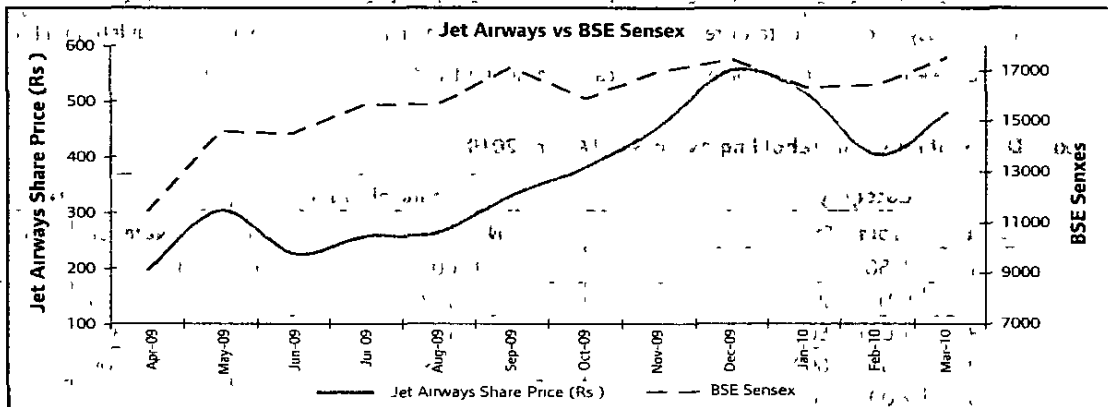
National Stock Exchange of India Limited	JETAIRWAYS-EQ
Bombay Stock Exchange Limited	532617
International Securities Identification Number (ISIN)	INE802G01018

Corporate Governance Report (contd)

vii Market price data (high, low during each month during the financial year 2009-10)

Month	BSE			NSE		
	High (Rs.)	Low (Rs.)	Volume (Nos.)	High (Rs.)	Low (Rs.)	Volume (Nos.)
April 2009	229.00	150.10	6,718,072	231.00	136.20	18,509,932
May 2009	316.00	195.00	9,658,706	320.00	196.50	23,497,926
June 2009	363.40	210.00	8,341,392	364.30	214.50	19,913,359
July 2009	265.00	223.00	2,549,150	264.85	222.20	6,065,632
August 2009	275.90	225.50	2,263,096	275.90	223.00	4,543,440
September 2009	338.80	221.80	10,757,005	338.35	232.45	27,235,711
October 2009	453.70	326.00	21,434,096	454.85	325.00	50,614,342
November 2009	480.70	359.10	9,239,819	481.00	350.60	21,196,250
December 2009	605.95	457.00	10,681,193	606.00	455.10	30,174,183
January 2010	560.70	460.00	5,009,363	560.00	466.00	14,961,648
February 2010	524.30	401.05	2,475,891	524.70	401.00	8,355,609
March 2010	514.00	403.00	6,400,496	514.60	405.00	18,066,287

viii Performance of the Share Price of the Company in comparison with the BSE and NSE Indices



Corporate Governance Report (contd.)

ix. Registrar and Share Transfer Agent

Share transfers, dividend payment and all other investor related matters are attended to and processed by our Registrar and Share Transfer Agent

Karvy Computershare Private Limited

17 - 24, Vittal Rao Nagar

Madhapur, Hyderabad - 500 081

Tel. +91-40 2342 0818

Fax. +91-40 2342 0814

Email: enquiry@karvy.com

Contact Person Mr S V Raju, Assistant General Manager.

Share Transfer System

99.99% of the Equity Shares of the Company are held in the dematerialized form. Transfers of these Shares take place electronically through the depositories with no involvement of the Company or the Registrar and Share Transfer Agent.

As regards transfer of Shares held in physical form, the transfer documents can be lodged with the Company's Registrar and Share Transfer Agent - Karvy Computershare Private Limited at the above mentioned address or at the Registered Office of the Company.

Transfers of Shares in physical form are effected and Share Certificates are dispatched within an average period of 15 - 20 days from the date of receipt of request, provided the relevant documents are complete in all respects.

There were no transfers of Shares in physical form during the financial year 2009-10.

xi. Distribution of Shareholding as on 31st March, 2010

Sr. No	Category	Shareholders		Shares	
	From -To	Number	% of total	Number	% of total
1	1-500	101,608	91.76	1,394,893	1.62
2	501-1,000	5,127	4.63	426,109	0.49
3	1,001-1,500	1,186	1.07	152,851	0.18
4	1,501-2,000	929	0.84	176,209	0.20
5	2,001-2,500	324	0.29	75,043	0.09
6	2,501-3,000	243	0.22	70,032	0.08
7	3,001-3,500	107	0.10	351,609	0.04
8	3,501-4,000	165	0.15	64,164	0.07
9	4,001-4,500	56	0.05	24,226	0.03
10	4,501-5,000	227	0.21	112,460	0.13
11	5,001-10,000	388	0.35	301,933	0.35
12	10,001-20,000	140	0.13	209,191	0.24
13	20,001-30,000	49	0.04	121,441	0.14
14	30,001-40,000	32	0.03	112,601	0.13
15	40,001-50,000	19	0.02	85,950	0.10
16	50,001-1,00,000	46	0.04	334,213	0.39
17	1,00,001 & above	84	0.08	82,637,526	95.72
	Total	110,730	100	86,334,011	100



Corporate Governance Report (contd)

Shareholding Pattern as on 31st March, 2010

Sr No	Category	Number of Shares of Rs 10 each held	% of Shares
A	Shareholding of Promoter and Promoter Group		
1	Indian		
	Individuals / Hindu Undivided Family	11,548	0.01
	Sub Total	11,548	0.01
2	Foreign		
	Bodies Corporate	69,057,210	79.99
	Sub Total	69,057,210	79.99
	Total Shareholding of Promoter and Promoter Group (A)	69,068,758	80.00
B	Public Shareholding		
1.	Institutions		
	Mutual Funds / UTI	4,500,025	5.21
	Financial Institutions / Banks	163,729	0.19
	Insurance Companies	2,731,230	3.16
	Foreign Institutional Investors	5,749,428	6.66
	Sub Total	13,144,412	15.23
2	Non-Institutional		
	Bodies Corporate	956,260	1.11
	Individuals		
	Individual shareholders holding nominal share capital up to Rs 1 lakh	2,838,649	3.29
	Individual shareholders holding nominal share capital in excess of Rs 1 lakh	13,000	0.02
	Others		
	Non Resident Indians	140,141	0.16
	Trusts	579	0.00
	Clearing Members	172,212	0.20
	Sub Total	4,120,841	4.88
	Total Public Shareholding (B)	17,265,253	20.00
	Total (A) + (B)	86,334,011	100.00
C	Shares held by Custodians and against which Depository Receipts have been issued		
	Total (A) + (B) + (C)	86,334,011	100.00

xii. Dematerialization of Shares and Liquidity

As per the directions of SEBI, Equity Shares of the Company can be traded by all the investors through the Stock Exchanges only in dematerialised form. The Company has arrangements with National Securities Depository Limited (NSDL) and Central Depository Services (India) Limited (CDSL), to facilitate holding and trading of Company's Equity Shares in electronic form. 99.99% of the Company's Equity Shares are held in electronic form. The Company's Equity Shares are regularly traded on the National Stock Exchange of India Limited and the Bombay Stock Exchange Limited.

The details of Equity Shares held in dematerialised and in physical form as on 31st March, 2010, are given hereunder:

Particulars of Equity Shares	Equity Shares of Rs 10 each		Shareholders	
	Number	% of total	Number	% of total
Dematerialized form				
NSDL	8,53,64,161	98.88	89,968	98.88
CDSL	9,59,459	1.11	20,737	1.11
Sub-total	8,63,23,620	99.99	1,10,705	99.99
Physical form	10,391	0.01	25	0.01
Total	8,63,34,011	100.00	1,10,730	100.00



Corporate Governance Report (contd)

xiii. Shares in the Suspense Account

At the time of the Company's Initial Public Offer (IPO) in 2005, there were instances where the shares allotted could not be credited to the demat accounts of the allottees due to various reasons, for e.g. invalid demat account, incorrect DP ID/Client ID, etc. Consequently, the said shares were transferred to an Escrow Account. The Escrow Account currently has 65 cases involving 730 shares.

As required by Clause 5A of the Listing Agreement, a Demat Account for holding these unclaimed shares has been opened with Karvy Stock Broking Limited in the name and style of "Jet Airways (India) Limited - Unclaimed Shares Demat Suspense Account". The details of the shares held in the aforesaid Demat Account are:

Security	As on 1 04.2009		Shareholders who approached the Registrar and Shares transferred in their favour during the year		Balance as on 31.03 2010	
	No. of Cases	No. of Shares	No. of Cases	No. of Shares	No. of Cases	No. of Shares
Equity Shares	75	842	10	112	65	730

The voting rights on the shares shall remain frozen till the rightful owner of such shares claims the shares.

xiv Secretarial Audit

M/s T M Khumri & Co., Company Secretaries, carried out a Secretarial Audit every quarter to reconcile the total admitted capital with NSDL and CDSL and total issued and listed capital. The Secretarial Audit Reports for all quarters of the financial year ended 31st March, 2010, confirm that the total Issued / Paid-up Capital is in agreement with the total number of Equity Shares in physical form and the total number of dematerialized Shares held with NSDL and CDSL.

xv. Outstanding GDRs/ADRs/Warrants or any convertible instruments, conversion date and likely impact on equity

The Company does not have any outstanding GDRs / ADRs / Warrants or any Convertible Instruments, as on date.

xvi Plant locations

The Company operates from various offices and airports in India and abroad and occupies Hangars at Mumbai, Delhi and Bengaluru to provide repairs and maintenance services for aircraft and components. The Company also has a Ground Support Department at various airports.

xvii Address for correspondence

Ms. Monica Chopra
Company Secretary & Sr. General Manager - Legal
Jet Airways (India) Limited
S. M. Centre, Andheri-Kurla Road
Andheri (East), Mumbai - 400 059
Telephone: (022) 4019 1000
Fax: (022) 2852 7745
Email: companysecretary@jetairways.com
Website: www.jetairways.com

8. Adoption of Non-Mandatory requirements under the Listing Agreement

- I. The Company has constituted a Remuneration and Compensation Committee of Directors comprising Non-executive Directors. The details of the Committee have been mentioned earlier in this Report.
- II. The Company has adopted a Policy for Prevention, Detection and Investigation of Frauds and Protection of Whistleblowers. The details with regard to functioning of the Policy have been mentioned earlier in this Report.

Adoption of other non-mandatory requirements will be considered by the Company.

Note: The information given hereinabove is as on 31st March, 2010, unless otherwise stated.



Auditors' Certificate on compliance of conditions of Corporate Governance

To the Members of
Jet Airways (India) Limited

We have examined the compliance of conditions of corporate governance by Jet Airways (India) Limited ("the Company"), for the year ended on 31st March, 2010, as stipulated in Clause 49 of the Listing Agreement of the said Company with Stock Exchanges

The compliance of conditions of Corporate Governance is the responsibility of the Management. Our examination was limited to procedures and implementation thereof, adopted by the Company for ensuring the compliance of the conditions of the Corporate Governance. It is neither an audit nor an expression of opinion on the financial statements of the Company

In our opinion and to the best of our information and according to the explanations given to us and the representations made by the Directors and the Management, we certify that the Company has complied with the conditions of Corporate Governance as stipulated in Clause 49 of the abovementioned Listing Agreement

We further state that such compliance is neither an assurance as to the future viability of the Company nor the efficiency or effectiveness with which the management has conducted the affairs of the Company

For Deloitte Haskins & Sells
Chartered Accountants
Registration No 117366W

R D Kamat
Partner
Membership No 36822

Mumbai
20th May, 2010

For Chaturvedi & Shah
Chartered Accountants
Registration No 101720W

C D Lala
Partner
Membership No 35671



Auditors' Report

To,
The Members of JET AIRWAYS (INDIA) LIMITED.

- 1 We have audited the attached Balance Sheet of **Jet Airways (India) Limited** ("the Company") as at March 31, 2010 and the Profit and Loss Account and the Cash Flow Statement of the company for the year ended on that date both annexed thereto. These financial statements are the responsibility of the Company's management. Our responsibility is to express an opinion on these financial statements based on our audit.
- 2 We conducted our audit in accordance with the auditing standards generally accepted in India. Those Standards require that we plan and perform the audit to obtain reasonable assurance about whether the financial statements are free of material misstatements. An audit includes examining, on a test basis, evidence supporting the amounts and the disclosures in the financial statements. An audit also includes assessing the accounting principles used and the significant estimates made by the management, as well as evaluating the overall financial statement presentation. We believe that our audit provides a reasonable basis for our opinion.
- 3 As required by the Companies (Auditor's Report) Order, 2003 (CAO), issued by the Central Government of India in terms of Section 227(4A) of the Companies Act, 1956, we enclose in the Annexure, a statement on the matters specified in paragraphs 4 and 5 of the said Order.
- 4 Further, to our comments in the Annexure referred to in paragraph 3 above, we report as follows:
 - (a) we have obtained all the information and explanations, which to the best of our knowledge and belief were necessary for the purposes of our audit,
 - (b) in our opinion, proper books of account as required by law have been kept by the Company so far as appears from our examination of those books,
 - (c) the Balance Sheet, the Profit and Loss Account and the Cash Flow Statement dealt with by this report are in agreement with the books of account,
 - (d) in our opinion, the Balance Sheet, the Profit and Loss Account and the Cash Flow Statement dealt with by this report are in compliance with the Accounting Standards referred to in Section 211 (3C) of the Companies Act, 1956
 - (e) Without qualifying our opinion, we invite attention to the following notes to Schedule "5"
 - i) note no 5 (a) regarding investments in and advances given to a subsidiary aggregating to Rs 232,707 lac. No provision for diminution / recoverability is considered necessary for reasons stated therein
 - ii) note no 5 (b) regarding a claim against the Company. The matter being sub-judice, it is not possible to determine the impact of the outcome at this stage
 - (f) in our opinion and to the best of our information and according to the explanations given to us, the said accounts give the information required by the Companies Act, 1956, in the manner so required and give a true and fair view in conformity with the accounting principles generally accepted in India,
 - i) in the case of the Balance Sheet, of the state of affairs of the Company as at 31st March, 2010,
 - ii) in the case of Profit and Loss Account, of the loss of the company for the year ended on that date, and
 - iii) in the case of the Cash Flow Statement, of the cash flows for the year ended on that date
- 5 On the basis of written representations received from Directors, as on 31st March, 2010 taken on record by the Board of Directors, we further report that none of the Directors is disqualified as on 31st March, 2010 from being appointed as a director in terms of Section 274 (1) (g) of the Companies Act, 1956,

FOR DELOITTE HASKINS & SELLS
CHARTERED ACCOUNTANTS
Registration No 117366W

R D KAMAT
PARTNER
M No 36822
Mumbai
20th May, 2010

FOR CHATURVEDI & SHAH
CHARTERED ACCOUNTANTS
Registration No 101720W

C D LALA
PARTNER
M No 35671



Annexure to the Auditors' Report

(Referred to in paragraph 3 of our report of even date)

- 1) In respect of its fixed assets,
 - a) The Company has maintained proper records showing full particulars, including quantitative details and situation of fixed assets
 - b) As explained to us, the fixed assets have been physically verified by the management during the year in a phased manner, which in our opinion is reasonable, having regard to the size of the Company and nature of its assets. No material discrepancies were noticed on such verification
 - c) In our opinion, the company has not disposed off a substantial part of the fixed assets during the year and the going concern status of the Company is not affected
- 2) In respect of its inventories,
 - a) The inventory has been physically verified during the year by the management. In our opinion, the frequency of verification is reasonable
 - b) In our opinion and according to the information and explanations given to us, the procedures of physical verification of inventories followed by the management were reasonable and adequate in relation to the size of the Company and the nature of its business
 - c) In our opinion and according to the information and explanations given to us, the Company has maintained proper records of its inventories and no material discrepancies were noticed on physical verification
- 3) In respect of the loans, secured or unsecured, granted or taken by the Company to/from companies, firms or other parties covered in the Register maintained under Section 301 of the Companies Act, 1956
 - a) The Company has given interest free loan to its wholly owned subsidiary company. In respect of the said loan, the maximum amount outstanding at any time during the year was Rs 72,614 lac and the year-end balance was Rs 68,207 lac
 - b) In our opinion and based on explanations received from the management, the terms and conditions of the aforesaid loans are not prima facie prejudicial to the interest of the Company
 - c) The said interest free loan is repayable on demand. There is no repayment schedule/ overdue amount
 - d) The Company has not taken any loan during the year from companies, firms or other parties covered in the Register maintained under Section 301 of the Companies Act, 1956. Consequently, the requirements of Clauses (ii) (f) and (iii) (g) of paragraph 4 of the Order are not applicable
- 4) In our opinion and according to the information and explanations given to us, the internal control procedures for the purchase of inventory, fixed assets and with regard to rendering of services are commensurate with the size of the Company and the nature of its business. Sale of goods is not a significant part of the Company's activity. During the course of our audit, we have not observed any continuing failure to correct major weaknesses in internal controls
- 5) In respect of contracts or arrangements referred to in section 301 of the Companies Act, 1956, to the best of our knowledge and belief and according to the information and explanations given to us
 - (a) The particulars of contracts or arrangements have been entered in the register maintained under that section
 - (b) Transactions exceeding Rupees five lac in respect of any party during the year made in pursuance of such contracts or arrangements have been made at prices which are reasonable having regard to prevailing market prices at the relevant time or within the limits stipulated by the Central Government approval
- 6) According to information and explanations given to us, the company has not accepted deposits from the public. Therefore, the provisions of clause 4(vi) of the Companies (Auditor's Report) Order, 2003 are not applicable to the company



Annexure to the Auditors' Report (contd)

- 7) The Company has an internal audit system comprising of its own internal management audit team and during the year, it also involved a firm of chartered accountants for specific areas. *The scope of internal audit needs to be extended to include certain areas viz outsourced payroll and purchase of fixed assets so as to be commensurate with the size of the Company and nature of its business*
- 8) Maintenance of cost records has not been prescribed by the Central Government under clause (d) of sub section (1) of section 209 of the Companies Act, 1956. Therefore, the provisions of clause 4(viii) of the Companies (Auditor's Report) Order, 2003 are not applicable to the company
- 9) In respect of statutory dues
- a) According to the records of the Company, undisputed statutory dues, including Provident Fund, Investor Education and Protection Fund, Employees' State Insurance, Income tax, Sales tax, Wealth Tax, Service Tax, Custom Duty, Excise Duty, cess and other material statutory dues have been generally regularly deposited with the appropriate authorities. According to the information and explanation given to us, no undisputed amounts payable in respect of the aforesaid dues were outstanding as at March 31, 2010 for a period of more than six months from the date they become payable
- b) According to the information and explanations given to us, there are no dues of sales tax, income tax, service tax, custom duty, wealth tax, excise duty and cess which have not been deposited on account of any dispute other than the following

Name of statute	Nature of the dues	Amount (Rs. lac)	Period to which the amount relates	Forum where dispute is pending
IAT Rules, 1989	IAT Interest & Penalty	321	2003-04	Commissioner of Customs (Appeals), New Delhi
B.M.C. Act, 1988	Octroi Dues	2,899	2000-01	Mumbai High Court
Central Excise and Custom Act	Service Tax	33	2001-02 to 2004-05	Commissioner of Central Excise (Appeals)
Central Excise and Custom Act	Service Tax	288	2001-02 To 2006-07	CESTAT
Central Excise and Custom Act	Service Tax	78,106	2002-03 to 2008-09	Commissioner of Central Excise
Income Tax Act, 1961	Income Tax	1,078	2005-2006 to 2008-2009	Commissioner of Income Tax (Appeals)

- 10) The accumulated losses of the Company at the end of the financial year are less than fifty per cent of its net worth and it has not incurred cash loss during the current financial year and in the immediately preceding financial year, the Company had made cash losses
- 11) Based on our audit procedures and according to the information and explanations given to us, we are of the opinion that the Company has not defaulted in the repayment of dues to financial institutions and banks
- 12) In our opinion and according to the information and explanations given to us, the Company has not granted any loans and advances on the basis of security by way of pledge of shares, debentures and any other securities and hence question of maintenance of adequate records for this purpose does not arise



Annexure to the Auditors' Report (contd)

- 13) In our opinion the company and according to the information and explanation given to us, the Company is not a chit fund or a nidhi / mutual benefit fund / society. Therefore, the provisions of clause 4(xiii) of the Companies (Auditor's Report) Order, 2003 are not applicable to the company.
- 14) The Company has not dealt, other than in units, or traded in shares, securities, debentures or other investments during the year. In our opinion and according to information and explanations given to us the Company has dealt in units of Mutual Funds for which the Company has maintained proper records of transactions and contracts. All the investments have been held by the Company in its own name.
- 15) The Company has given guarantees for loans taken by Subsidiary Company from bank and financial institution. According to the information and explanations given to us, we are of the opinion that the terms and conditions thereof are not prima facie prejudicial to the interest of the Company as it is wholly owned subsidiary.
- 16) In our opinion, and according to the information and explanations given to us, the term loans have been applied for the purpose for which they were raised.
- 17) According to the information and explanations given to us and on an overall examination of the balance sheet of the Company, we report that funds raised on short-term basis have, prima facie, not been used for long-term investment during the year.
- 18) According to the information and explanations given to us, the Company has not made preferential allotment of shares to parties and companies covered in the register maintained under Section 301 of the Companies Act, 1956. Therefore, the provisions of clause 4(xviii) of the Companies (Auditor's Report) Order, 2003 are not applicable to the company.
- 19) During the period covered by our audit report, the Company has not issued any debentures and no debentures were outstanding at the beginning of the year. Therefore, the provisions of clause 4(xix) of the Companies (Auditor's Report) Order, 2003 are not applicable to the company.
- 20) The Company has not raised any money by way of public issue during the year.
- 21) According to the information and explanations given to us and on the basis of the examination of the records, except for possible fraudulent bookings of tickets through credit cards amounting to approx Rs 121 lac, which we are informed are being pursued, no fraud on or by the Company was noticed or reported during the year.

FOR DELOITTE HASKINS & SELLS
 CHARTERED ACCOUNTANTS
 Registration No 117366W

R D KAMAT
 PARTNER
 M No 36822
 Mumbai,
 20th May 2010

FOR CHATURVEDI & SHAH
 CHARTERED ACCOUNTANTS
 Registration No 101720W

C.D LALA
 PARTNER
 M No 35671



Balance Sheet as at 31st March, 2010

	Schedule No	As at 31 st March, 2010 Rs in lakhs	As at 31 st March, 2009 Rs in lakhs
I SOURCES OF FUNDS			
1 Shareholders' Funds			
a) Share Capital Equity	A	8,633	8,633
b) Reserves and Surplus	B	328,473	333,206
		337,106	341,839
2 Loan Funds			
a) Secured Loans	C	383,618	450,092
b) Unsecured Loans	D	992,330	1,154,761
		1,375,948	1,604,853
3 Deferred payment liability towards investment in a wholly owned subsidiary company [Due within one year Rs 13,750 lakhs (Previous Year Rs 13,750 lakhs), Refer Note 5 of Schedule 5]		13,750	27,500
Total		1,726,804	1,974,192
II APPLICATION OF FUNDS			
1 Fixed Assets	E		
a) Gross Block		1,793,275	1,876,374
b) Less, Depreciation		350,283	250,180
c) Net Block		1,442,992	1,626,194
d) Capital Work-in-progress		29,960	58,317
		1,472,952	1,684,511
2 Investments	F	174,500	174,500
3 Current Assets, Loans and Advances			
a) Inventories	G	58,479	59,567
b) Sundry Debtors	H	81,077	73,225
c) Cash And Bank Balances	I	77,283	139,450
d) Loans and Advances	J	161,381	162,828
		378,220	435,070
Less Current Liabilities and Provisions			
a) Current Liabilities	K	357,355	328,150
b) Provisions	L	14,421	17,883
		371,776	346,033
Net Current Assets		6,444	89,037
4 Profit & Loss Account - Debit Balance		72,908	26,144
Total		1,726,804	1,974,192
Significant Accounting Policies and Notes to Accounts	S		

As per our attached report of even date

For DELOITTE HASKINS & SELLS

Chartered Accountants

R D Kamat

Partner

For CHATURVEDI & SHAH

Chartered Accountants

C D Lala

Partner

On behalf of the Board of Directors

Saroj K Datta

Durban

Aman Mehta

I M Kadri

Yash Raj Chopra

Victoriano P Dungca

Executive Director

Directors

Monica Chopra

Mumbai

20th May, 2010

Company Secretary &
Sr General Manager - Legal

Mumbai
20th May, 2010



Profit and Loss Account for the year ended 31st March, 2010

	Schedule No	Rs in lakhs	For the Year Ended 31 st March, 2010 Rs in lakhs	For the Year Ended 31 st March, 2009 Rs in lakhs
INCOME				
Operating Revenue	M		1,035,969	1,147,698
Non - Operating Revenue	N		26,323	30,990
Total			1,062,292	1,178,688
EXPENDITURE				
Employees Remuneration and Benefits	O		122,655	141,050
Aircraft Fuel Expenses			315,165	491,501
Selling & Distribution Expenses	P		98,491	109,817
Other Operating Expenses				
(including Maintenance, Airport Charges, etc)	Q		301,111	364,722
Aircraft Lease Rentals (Refer Note 20 of Schedule S)			83,173	71,283
Depreciation/ Amortisation		100,929		94,714
Less Depreciation on amount added on Revaluation charged to Revaluation Reserve		4,733		4,733
Interest & Finance Charges	R		96,196	89,981
			99,301	73,803
Total			1,116,092	1,342,157
(LOSS) BEFORE TAX AND EXCEPTIONAL ITEMS			(53,800)	(163,469)
Exceptional Items				
Excess Depreciation Reversal in respect of Earlier Years			-	91,587
CENVAT Credit			-	34,993
Marked to Market-Derivatives (Refer Note 4 (a) of Schedule S)			7,045	(10,073)
(LOSS) BEFORE TAX			(46,755)	(46,962)
Tax Expenses				
Current Tax (Provision for Wealth Tax Rs 9 lakhs)			9	9
(Previous Year Rs 9 lakhs)			-	(8,054)
Deferred Tax			-	849
Fringe Benefit Tax			-	468
Reversal of MAT Credit Entitlement			(46,764)	(40,234)
(LOSS) AFTER TAX			(26,144)	20,891
Balance Brought Forward				
Less Adjustment on account of change in Policy for exchange difference			-	6,801
Balance Brought Forward after adjustment			(26,144)	14,090
BALANCE CARRIED TO BALANCE SHEET			(72,908)	(26,144)
Earnings per share of Rs 10 each (Refer Note 13 of Schedule S)			(54 17)	(46 60)
Basic and Diluted (in Rupees)				
Significant Accounting Policies and Notes to Accounts	S			

As per our attached report of even date

For **DELOITTE HASKINS & SELLS**
Chartered Accountants**R D Kamat**
PartnerFor **CHATURVEDI & SHAH**
Chartered Accountants**C D Lala**
Partner

On behalf of the Board of Directors

Saroj K Datta
Durban

Executive Director

Aman Mehta
I M Kadri
Yash Raj Chopra
Victoriano P Dungca

Directors

Monica ChopraCompany Secretary &
Sr. General Manager - LegalMumbai
20th May, 2010Mumbai
20th May, 2010

Statement of Cash Flow for the year ended 31st March, 2010

	For the Year Ended 31 st March, 2010 Rs in lakhs	For the Year Ended 31 st March, 2009 Rs in lakhs
A Cash Flow from Operating Activities		
(Loss) before tax	(46,755)	(46,962)
Adjustments for:		
Depreciation / Amortisation	96,196	89,981
Excess Depreciation Reversal in respect of Earlier Years	-	(91,587)
CENVAT Credit	-	(34,993)
Marked to Market - Derivatives	(7,045)	10,073
Provision for Stock Obsolescence	3,420	3,163
Loss / (Profit) on sale of Fixed Assets (Net)	126	(17,476)
Profit on sale of Investments / Dividend on Current Investments	(128)	(429)
Interest and Finance Charges	99,301	73,803
Interest on Bank and Other Deposits	(4,822)	(3,499)
Excess Provision no longer required	(4,073)	(1,714)
Provision for doubtful debts no longer required written back	(4,187)	-
Provision for Leave Encashment and Gratuity	474	-
Exchange difference on translation (Net)	(2,401)	4,265
Provision for doubtful debts	1,475	3,500
Bad Debts written off	131	84
Inventory scrapped during the year	2,161	1,801
Operating Profit / (Loss) before working capital changes	133,873	(9,990)
Changes in Inventories	(4,493)	(10,028)
Changes in Sundry Debtors	(7,664)	55,434
Changes in Loans and Advances	7,459	(10,617)
Changes in Current Liabilities and Provisions	37,723	(59,567)
Cash generated from operations	166,898	(34,768)
Direct Taxes paid	(1,756)	(2,862)
Net cash used for operating activities	165,142	(37,630)
B Cash Flow from Investing Activities		
Purchase of Fixed Assets (Incl Capital Work in Progress)	(10,184)	(104,532)
Proceeds from sale of Fixed Assets	27	108,673
Purchase of Current Investments	(690,595)	(772,926)
Sale of Current Investments	690,719	764,197
Investment in Equity Shares of Jetlite (India) Limited	-	(18,000)
Deferred payment liability towards Investment in wholly owned subsidiary company	(13,750)	(13,750)
Changes in Fixed Deposits with Banks (Refer Note 2 below)	35,261	(81,256)
Interest Received on Bank and Other Deposits	4,528	2,036
Dividend on Current Investment	4	193
Net cash used for investing activities	16,010	(115,365)



Statement of Cash Flow for the year ended 31st March, 2010 (contd.)

	For the Year Ended 31 st March, 2010 Rs in lakhs	For the Year Ended 31 st March, 2009 Rs in lakhs
C Cash flows from Financing Activities		
Net (Decrease) / Increase in Short Term Loans	(9,081)	49,714
Proceeds from Long Term Loans during the year	58,000	260,917
Repayment of Long Term Loans during the year	(160,775)	(105,033)
Interest and Finance Charges	(96,495)	(81,386)
Dividend paid	(1)	-
Net cash (used in) / from financing activities	(208,352)	124,212
Net change in cash and cash equivalents (A+B+C)	(27,200)	(28,783)
Cash and cash equivalents at beginning of the year	38,272	67,055
Cash and cash equivalents at end of the year (Refer Note 1 & 2 below)	11,072	38,272

Note

- 1) Cash and Cash equivalents for the year ended March 31, 2010 includes unrealised Gain (Net) of Rs 879 lakhs [Previous Year unrealised Gain (Net) of Rs 1,854 lakhs] on account of translation of foreign currency bank balances
- 2) Fixed Deposits with banks with maturity period of more than three months including interest accrued thereon and Fixed Deposits under lien amounting to Rs 66,211 lakhs (Previous Year Rs 101,178 lakhs) are not included in Cash and Cash equivalents

As per our attached report of even date

For DELOITTE HASKINS & SELLS
Chartered Accountants

R D Kamat
Partner

Mumbai
20th May, 2010

For CHATURVEDI & SHAH
Chartered Accountants

C D Lala
Partner

On behalf of the Board of Directors

Saroj K Datta
Durban

Aman Mehta
I M Kadri
Yash Raj Chopra
Victoriano P Dungca

Monica Chopra

Mumbai
20th May, 2010

Executive Director

Directors

Company Secretary &
Sr General Manager - Legal



Schedules to the Balance Sheet as at 31st March, 2010

	Rs in lakhs	As at 31 st March, 2010 Rs in lakhs	As at 31 st March, 2009 Rs in lakhs
SCHEDULE A			
SHARE CAPITAL			
Authorized			
180,000,000 (Previous Year 180,000,000) Equity Shares of Rupees 10/- each		18,000	18,000
20,000,000 (Previous Year 20,000,000) Preference Shares of Rupees 10/- each		2,000	2,000
		<u>20,000</u>	<u>20,000</u>
Issued Subscribed and Paid up			
Equity			
86,334,011 Equity Shares (Previous Year 86,334,011) of Rs 10/- each fully paid up		8,633	8,633
Of the above Equity Shares			
69,067,205 Equity Shares held by the holding company, Tail Winds Limited & its nominee (Previous Year 69,067,205 Shares)			
Total		<u>8,633</u>	<u>8,633</u>
SCHEDULE B			
RESERVES AND SURPLUS			
Capital Reserve			
Balance as per Last Balance Sheet	*		*
Nominal Value of investments in SITA received free of cost (See Note 11 (a) of Schedule 'F' - Investments)	-		-
*Rupees 2/- (Previous Year Rupees 2/-)		*	*
Capital Redemption Reserve			
Balance as per Last Balance Sheet		5,558	5,558
Share Premium			
Balance as per Last Balance Sheet		141,418	141,418
Revaluation Reserve			
Balance as per Last Balance Sheet	186,230		269,990
Less Adjustment / Reversal during the year on change in depreciation policy	-		79,027
Less Depreciation for the year on amount added on Revaluation transferred to Profit and Loss Account	4,733		4,733
		<u>181,497</u>	<u>186,230</u>
General Reserve			
Balance as per Last Balance Sheet	-		8,675
Less Adjustment on account of accounting for Exchange Difference (Net of Deferred Tax Nil (Previous Year Rs 6,801 lakhs))	-		8,675
		<u>-</u>	<u>-</u>
Total		<u>328,473</u>	<u>333,206</u>



Schedules to the Balance Sheet as at 31st March, 2010 (contd)

	Rs in lakhs	As at 31 st March, 2010 Rs in lakhs	As at 31 st March, 2009 Rs in lakhs
SCHEDULE C			
SECURED LOANS			
From Banks - Rupee Loans (including Interest Accrued and Due Rs 3 407 lakhs (Previous Year Nil)		347,190	408,942
Of the above loans			
1 Bank Overdrafts Nil (Previous Year Rs 43 792 lakhs) are secured against Fixed Deposits			
2 Pre delivery loan Nil (Previous Year Rs 15,000 lakhs) is secured by first ranking security arrangement over the borrower's right and interests in the purchase agreement related to one Boeing 777- 300 ER Aircraft with MSN No 35163 and charge on the said Aircraft			
3 Working Capital Loans Rs 181,388 lakhs (Previous Year Rs 155,775 lakhs) are secured by way of Inventories (excluding stored aircraft fuel) Debtors (excluding Credit Card Receivables) and Ground Support Vehicles (excluding trucks, jeeps and motor vehicles)			
4 Loans against future Credit Card receivables Rs 162,395 lakhs (Previous Year Rs 184,375 lakhs) are secured by hypothecation of Credit Card Receivables, mortgage of immovable property situated at village Vadagaon, pari passu charge on the four simulators, subservient to charge on Current Assets of the Company			
5 Loan against charge on the Escrow of Lease Rentals Nil (Previous Year Rs 10,000 lakhs)			
From Financial Institutions			
Foreign Currency Loan		36,428	41,150
[Rs 36,428 lakhs (Previous Year Rs 41,150 lakhs) Secured by Mortgage on Leasehold Land situated at Bandra-Kurla Complex]			
Total		383,618	450,092
SCHEDULE D			
UNSECURED LOANS			
Short Term Loans			
[From Banks (including Interest Accrued and Due Rs 205 lakhs (Previous Year Nil)]		54,938	30,634
From Others			
Outstanding Hire Purchase / Finance Lease Installments		937,392	1,124,127
[Installments due within one year Rs 100 132 lakhs (Previous Year - Rs 94,185 lakhs)]			
Total		992,330	1,154,761



Schedules to the Balance Sheet as at 31st March, 2010 (contd.)

SCHEDULE - E FIXED ASSETS

NATURE OF ASSETS	GROSS BLOCK (At Cost / Valuation)			DEPRECIATION / AMORTISATION			NET BLOCK	
	As at 01 04 2009	Additions/ Adjustments during the Year	Deductions/ Adjustments	As at 31 03 2010	Upto 31 03 2009	For the Year Ended 31 03 2010	Deductions 31 03 2010	Upto 31 03 2010
OWNED TANGIBLE ASSETS								
FREEHOLD LAND	11	-	-	11	-	-	-	11
PLANT AND MACHINERY	765	-	-	765	251	72	-	442
FURNITURE AND FIXTURES	3,659	187	18	3,828	2,137	318	11	514
ELECTRICAL FITTINGS	2,616	47	17	2,646	1,235	197	13	1,384
DATA PROCESSING EQUIPMENT	8,520	156	405	8,271	6,658	794	398	1,227
OFFICE EQUIPMENT	4,941	19	38	4,922	2,430	353	28	1,381
GROUND SUPPORT EQUIPMENT	6,384	67	82	6,369	3,593	395	68	1,862
VEHICLES	1,020	-	29	991	595	106	11	2,511
GROUND SUPPORT VEHICLES	7,325	89	253	7,161	4,852	765	242	2,791
SIMULATORS	22,187	-	-	22,187	8,388	2,212	-	301
LEASED AND OWNED ASSETS								
LEASEHOLD LAND	191,135	(4,722)	-	186,413	3,073	2,407	-	425
AIRCRAFT AND SPARE ENGINE	496,495	5,758	131	502,122	119,654	28,572	51	2,473
(Narrow Body)								13,799
AIRCRAFT AND SPARE ENGINE	1,092,352	(97,464)	-	994,888	78,754	59,312	-	188,062
(Wide Body)	15,098	2,333	-	17,431	5,945	2,699	-	376,841
IMPROVEMENT ON LEASED AIRCRAFT	4,468	-	-	4,468	2,751	692	-	1,013,598
IMPROVEMENT ON LEASED PROPERTY								9,153
INTANGIBLE ASSETS								1,717
(Other than internally generated)								
SOFTWARE	4,051	1,179	6	5,224	3,098	-865	4	953
LANDING RIGHTS	12,201	10,231	-	22,432	5,610	856	-	6,591
TRADEMARKS	3,146	-	-	3,146	1,156	314	-	1,990
TOTAL	1,876,374	(82,120)	979	1,793,275	250,180	100,929	826	350,283
PREVIOUS YEAR	1,659,109	391,128	173,863	1,876,374	250,692	94,714	95,226	250,180
CAPITAL WORK IN PROGRESS								
INCLUDING CAPITAL ADVANCES								
								29,960
								58,317

NOTES

- All the Aircraft (except one Aircraft) are acquired on Hire-purchase / Finance Lease basis. Such Aircraft are charged by the Hirers / Lessors against the financing arrangements obtained by them.
- Additions to Leasehold land / Aircraft / Simulators / CWIP during the year include Rs. (120,661) lakhs [Net] (Previous Year net of Rs. 215,556 lakhs) on account of Exchange (-) Gain / Loss during the year (Refer Note 16) of Schedule 5).
- (a) Leasehold Land was revalued on 31st March, 2008 with reference to then current market prices, amount added on revaluation was Rs. 148,119 lakhs, the revalued amount substituted for historical cost on 31st March, 2008 was Rs. 184,500 lakhs.
(b) Narrow Body Aircraft was revalued on 31st March, 2008 with reference to then market prices, amount added on revaluation was Rs. 118,133 lakhs, the revalued amount substituted for book value on 31st March, 2008 is Rs. 346,396 lakhs.

Schedules to the Balance Sheet as at 31st March, 2010 (contd)

	As at 31 st March, 2010 Rs in lakhs	As at 31 st March, 2009 Rs in lakhs
SCHEDULE F		
INVESTMENTS		
Unquoted		
I Long Term Investments - (At Cost)		
Trade Investments		
1 18 Shares (Previous Year -18 Shares) held with Societe Internationale de Telecommunications Aeronautiques (SITA SC) * [Rupees 2/- (Previous Year Rupees 2/-)]		
NOTES		
(a) These investments have been received free of cost from SITA SC for participation in their Computer Reservation System and have been accounted at a nominal value of Rs 2/- (Previous Year Rs 2/-) by crediting equivalent amount to Capital Reserve		
(b) The transfer of this investment is restricted to other Depository Certificate holders for e.g. Air Transport members, etc		
2 Investment in Wholly Owned Subsidiary Company		
(a) Fully Paid Equity Shares of Rs 10/- each 456,115,409 (Previous Year 456,115,409) Shares of Jet Lite (India) Limited (Erstwhile Sahara Airlines Limited) (Including 6 (Previous Year 6) shares held by nominees) [Out of above, 276,115,403 shares (Previous Year 276,115,403 shares) have been pledged with IDFC Ltd as security for Term Loan of Rs 31,879 lakhs (Previous Year Rs 38,547 lakhs) granted by them to Jet Lite (India) Ltd]	130,500	130,500
(b) Fully Paid Preference Shares of Rs 10/- each-Non-cumulative fully convertible 340,000,000 (Previous Year 340,000,000) Shares of Jet Lite (India) Limited (Erstwhile Sahara Airlines Limited)	34,000	34,000
	164,500	164,500
Unquoted		
II Current Investments - Others * (At Cost or Market Value, whichever is less)		
Investments in Mutual Funds - (Debt Schemes)		
Schemes	As at 31st March, 2010 No of Units	As at 31st March, 2009 No of Units
Liquid Plan		
SBI - Magnum Insta Cash Fund-Cash Option	48,931,818	50,908,980
Market Value	As at 31st March, 2010 Rs in lakhs	As at 31st March, 2009 Rs in lakhs
Liquid Plan		
SBI - Magnum Insta Cash Fund-Cash Option	10,001	10,002
	10,001	10,002
Note The market price is based on the repurchase price declared by the respective funds # Refer Note 3 of Schedule 5 for Investments purchased and sold during the year		
Total	174,500	174,500



Schedules to the Balance Sheet as at 31st March, 2010 (contd)

	Rs in lakhs	As at 31 st March, 2010 Rs in lakhs	As at 31 st March, 2009 Rs in lakhs
SCHEDULE G			
INVENTORIES (At Lower of Cost or Net Realisable Value)			
i) Rotables, Consumable stores and tools	70,672		68,678
Less Provision for Obsolescence / Slow & Non-Moving items (Refer Note I (M) of Schedule S)	16,075		13,776
		54,597	54,902
ii) Fuel		240	157
iii) Other Stores Items	3,675		4,541
Less Provision for Slow and Non-Moving items (Refer Note I (M) of Schedule S)	33		33
		3,642	4,508
Total		58,479	59,567
SCHEDULE H			
SUNDRY DEBTORS (Unsecured)			
i) Debts (Outstanding for a period exceeding six months)	5,282		6,370
ii) Other Debts	78,146		71,918
	83,428		78,288
Less Provision for Doubtful Debts	2,351		5,063
		81,077	73,225
NOTE			
1) Considered good	As at March 31, 2010 81,077	As at March 31, 2009 73,225	
Considered doubtful	2,351	5,063	
	83,428	78,288	
2) Debtors include Rs 5,835 lakhs (Previous Year Rs 5,545 lakhs) due from private company in which the company's director is a director / member			
Total		81,077	73,225



Schedules to the Balance Sheet as at 31st March, 2010 (contd)

	Rs in lakhs	As at 31 st March, 2010 Rs in lakhs	As at 31 st March, 2009 Rs in lakhs
SCHEDULE I			
CASH AND BANK BALANCES			
Cash on hand [includes cheques on hand Rs 428 lakhs (Previous Year Rs 56 lakhs)]		463	99
Balance with Scheduled banks			
i) In Current Account		2,712	16,840
ii) In Fixed Deposit Account [(Including interest accrued of Rs 2,156 lakhs (Previous Year Rs 1,882 lakhs) and margin deposit Rs 63,293 lakhs (Previous Year Rs 99,316 lakhs)]		67,211	109,611
		70,386	126 550
Balance with other banks			
In Current Account			
i) Citibank N A, Johannesburg South Africa Maximum balance outstanding during the Year Rs 64 lakhs (Previous Year Rs 8 lakhs)	60		14
ii) National Bank of Kuwait (*Previous Year Rs 4,664 75) Maximum balance outstanding during the year Rs 1,099 lakhs (Previous Year Rs 561 lakhs)	118		-
iii) Barclays Business Premium GBP Account, UK Maximum balance outstanding during the Year Rs 6,569 lakhs (Previous Year Rs 4,134 lakhs)	1,257		45
iv) Barclays Bank - PLC - USD, UK Maximum balance outstanding during the Year Rs 4,954 lakhs (Previous Year Rs 9,989 lakhs)	274		-
v) HSBC CCF - Euro- Paris Maximum balance outstanding during the Year Rs 770 lakhs (Previous Year Rs 1,248 lakhs)	8		62
vi) Deutsche Bank AG - Euro - Frankfurt Maximum balance outstanding during the Year Rs 348 lakhs (Previous Year Rs 779 lakhs)	58		109
vii) Barclays Bank - PLC - GBP, UK Maximum balance outstanding during the Year Rs 16 lakhs (Previous Year Rs 38 lakhs)	16		4
viii) DBS Bank Ltd - SGD - Singapore Maximum balance outstanding during the Year Rs 802 lakhs (Previous Year Rs 2,208 lakhs)	319		543
ix) HSBC Bank - Brussels Maximum balance outstanding during the Year Rs 555 lakhs (Previous Year Rs 1 363 lakhs)	61		74
x) Barclays Bank - PLC - Euro Account, UK Maximum balance outstanding during the Year Rs 416 lakhs (Previous Year Rs 1 064 lakhs)	66		28



Schedules to the Balance Sheet as at 31st March, 2010 (contd)

	Rs in lakhs	As at 31 st March, 2010 Rs in lakhs	As at 31 st March, 2009 Rs in lakhs
xi) JP Morgan Chase Bank-EWR-USD Maximum balance outstanding during the Year Rs 277 lakhs (Previous Year Rs 121 lakhs)	37	-	-
xii) ICICI Bank UK Ltd, UK Maximum balance outstanding during the Year Rs 217 lakhs (Previous Year Rs 890 lakhs)	30	-	41
xiii) JP Morgan Chase Bank—Collection -Toronto Maximum balance outstanding during the Year Rs 443 lakhs (Previous Year Rs 1,637 lakhs)	207	-	183
xiv) HSBC Bank Ltd - Current Account -Dhaka Maximum balance outstanding during the Year Rs 1,913 lakhs (Previous Year Rs 4,183 lakhs)	395	-	1,423
xv) HSBC Bank Ltd Shanghai Maximum balance outstanding during the Year Rs 438 lakhs (Previous Year Rs 2,219 lakhs)	135	-	49
xvi) HSBC Bank Ltd - Disbursement Account - Dhaka *Rs 1993 91 Maximum balance outstanding during the Year Rs 7 lakhs (Previous Year Rs 58 lakhs)	-	-	58
xvii) HSBC Bank Ltd Bangkok Maximum balance outstanding during the Year Rs 650 lakhs (Previous Year Rs 946 lakhs)	90	-	269
xviii) HSBC Bank Ltd -Collection - Hong Kong Maximum balance outstanding during the Year Rs 1,000 lakhs (Previous Year Rs 934 lakhs)	240	-	354
xix) HSBC Bank Ltd - Disbursement - Hong Kong Maximum balance outstanding during the Year Rs 16 lakhs(Previous Year Rs 28 lakhs)	14	-	16
xx) Punjab National Bank - Hong Kong Maximum balance outstanding during the Year Rs 9,106 lakhs (Previous Year Rs 9,190)	786	-	9,190
xxi) Bank of America - USD A/c, USA Maximum balance outstanding during the Year Rs 387 lakhs (Previous Year Rs 936 lakhs)	110	-	302
xxii) ING Brussels Maximum balance outstanding during the Year Rs 199 lakhs (Previous Year Rs 1,607 lakhs)	28	-	136
xxiii) Punjab National Bank-London-TRA- GBP Maximum balance outstanding during the Year Rs 1,805 lakhs (Previous Year N.A.)	2,136	-	-
xxiv) Punjab National Bank-Hong Kong-TRA- EUR Maximum balance outstanding during the Year Rs 1,575 lakhs (Previous Year N.A.)	452	-	-
Total		6,897 77,283	12,900 139,450



Schedules to the Balance Sheet as at 31st March, 2010 (contd.) of Air India

	Rs in lakhs	As at 31 st March, 2010 Rs in lakhs	As at 31 st March, 2009 Rs in lakhs
SCHEDULE J			
LOANS AND ADVANCES			
(Unsecured unless otherwise stated and Considered Good)			
Interest free Loan to Subsidiary Company (Refer Note 5 of Schedule S)		68,207	62,314
(Maximum balance outstanding during the year Rs. 72,614 lakhs)			
Advances Recoverable in Cash or in kind or for value to be Received		68,066	81,233
Deposits with Airport Authorities & others	18,094		
Less Provision for Doubtful Deposits	1,000	17,094	13,028
Balances with Customs Authorities		15	1
Advance Tax & Tax deducted at Source (Net of Provisions)		7,999	6,252
Total		161,381	162,828
Note Deposits & Advances include Rs. 3,136 (Previous Year Rs. 3,385 lakhs) amount placed with private limited companies in which the company's director is a director / member			
SCHEDULE K			
CURRENT LIABILITIES			
Sundry Creditors			
Outstanding dues to Micro and Small Enterprises (Refer Note 18 of Schedule S)	30		113
Others	172,525		142,213
Other Current Liabilities		172,555	142,326
Interest Accrued but not due on loans		87,269	108,219
Forward Sales (net) (Passenger / Cargo)		2,939	3,745
Balance with Banks - overdrawn as per books		89,595	68,842
Unclaimed Dividend *		4,983	5,002
Unclaimed Share Application Money *		12	13
* Note These figures do not include any amounts due and outstanding to be credited to the Investor Education & Protection Fund		2	3
Total		357,355	328,150
SCHEDULE L			
PROVISIONS			
Wealth Tax		14	14
Gratuity		4,474	4,367
Compensated Absences		2,350	3,361
Others (Refer Note 15 of Schedule S)		7,583	10,141
Total		14,421	17,883



Schedules to the Profit and Loss Account for the year ended 31st March, 2010

	Rs in lakhs	For the Year Ended 31 st March, 2010 Rs in lakhs	For the Year Ended 31 st March, 2009 Rs in lakhs
SCHEDULE M			
OPERATING REVENUE			
Passenger	860,952		1,017,625
Less Service Tax	5,979		6,240
		854,973	1,011,385
Excess Baggage		3,524	3,186
Cargo	86,685		96,949
Less Service Tax	1,909		3,177
		84,776	93,772
Revenue Leasing Operations		71,768	18,283
Other Revenue		20,928	21,072
Total		1,035,969	1,147,698
SCHEDULE N			
NON-OPERATING REVENUE			
Interest on Bank & Other Deposits [Tax Deducted at Source Rs 879 lakhs (Previous Period Rs 743 lakhs)]		4,822	3,499
Exchange difference (Net)		2,735	-
Profit on Sale and Lease back of Aircraft		-	15,730
Profit on Sale of Other Fixed Assets		-	2,083
Profit on Sale of Current Investments		124	236
Dividend on Current Investments		4	193
Provision for aircraft maintenance no longer required written back		2,153	919
Provision for Doubtful Debts no longer required written back		4,187	-
Other Excess Provision written back		1,920	795
Other Income		10,378	7,535
Total		26,323	30,990
SCHEDULE O			
EMPLOYEES REMUNERATION AND BENEFITS			
(Includes Managerial Remuneration - Refer Note 8 of Schedule S)			
Salaries, Wages, Bonus & Allowances		114,043	133,714
Contribution to Provident Fund and ESIC		3,367	3,629
Provision for Gratuity		474	-
Staff Welfare Expenses (Net)		4,771	3,707
Total		122,655	141,050



Schedules to the Profit and Loss Account for the year ended 31st March, 2010 (contd.)

	Rs in lakhs	For the Year Ended 31 st March, 2010 Rs in lakhs	For the Year Ended 31 st March, 2009 Rs in lakhs
SCHEDULE P			
SELLING & DISTRIBUTION EXPENSES			
Computerised Reservation System Cost		33,161	27,185
Commission		59,620	76,592
Others (Net)		5,710	6,040
Total		98,491	109,817
SCHEDULE Q			
OTHER OPERATING EXPENSES			
Aircraft Variable Rentals		19,138	25,317
Aircraft Insurance & Other Insurance		7,414	7,223
Landing, Navigation & Other Airport Charges		99,629	104,576
Aircraft Maintenance (including Customs Duty and Freight, where applicable)			
Component Repairs, Recertification, Exchange			
Consignment Fees and Aircraft Overhaul (Net)	41,961		60,531
Lease of Aircraft Spares including Engine	6,925		8,322
Consumption of Stores & Spares (Net)	9,571		9,292
[including items scrapped / written off Rs 2,161 lakhs (Previous Year Rs 1801 lakhs)]			
Provision for Spares Obsolescence	3,420		3,163
		61,877	81,308
In-flight & Other Pax Amenities		49,898	62,685
Communication Cost		4,823	4,578
Travelling & Subsistence		15,243	25,301
Rent		7,309	9,035
Rates and Taxes		172	114
Repairs and Maintenance			
- Leased Premises	147		615
- Others	2,820		3,377
		2,967	3,992
Electricity		1,923	2,087
Director's Sitting Fees		14	16
Provision for Bad & Doubtful Debts		1,475	3,500
Bad Debts Written off		131	84
Exchange difference (Net)		-	9,484
Loss on scrapping of Aircraft Parts		43	337
Loss on scrapping Fixed Assets other than Aircraft Parts		81	-
Loss on sale of Fixed Assets other than Aircraft (Net)		2	-
Miscellaneous Expenses (Including Professional Fees, Audit Fees, Printing & Stationery, Cargo Handling and Bank Charges etc)		28,972	25,085
Total		301,111	364,722
SCHEDULE R			
INTEREST AND FINANCE CHARGES			
- On Fixed Loan	88,663		78,485
- Others	10,638		2,347
		99,301	80,832
Less Capitalised during the Year		-	7,029
		99,301	73,803
Total		99,301	73,803



Significant Accounting Policies and Notes to Accounts

SCHEDULE 'S'

SIGNIFICANT ACCOUNTING POLICIES AND NOTES TO ACCOUNTS

I SIGNIFICANT ACCOUNTING POLICIES

A BASIS OF PREPARATION OF FINANCIAL STATEMENTS

The financial statements are prepared under the historical cost convention, except certain Fixed Assets which are revalued, in accordance with the generally accepted accounting principles in India, the provisions of the Companies Act, 1956 and the applicable accounting standards

B USE OF ESTIMATES :

The preparation of financial statements in conformity with generally accepted accounting principles requires estimates and assumptions to be made that affect the reported amount of assets and liabilities on the date of the financial statements and the reported amount of revenue and expenses during the reporting period. Differences between the actual results and estimates are recognised in the period in which the results are known / materialised

C REVENUE RECOGNITION

- Passenger and Cargo income is recognised on flown basis, i.e. when the service is rendered
- The sale of tickets / airway bills (sales net of refunds) are initially credited to the "Forward Sales Account". Income recognised as indicated above is reduced from the Forward Sales Account and the balance net of commission and discount thereon is shown under Current Liabilities
- The unutilized balances in Forward Sales Account are recognized as income based on historical statistics, data and management estimates and considering Company's refund policy
- Lease income including Variable rentals on the Aircraft given on operating lease is recognized in the Profit and Loss account on an accrual basis over the period of lease

D EXPORT INCENTIVE

Export incentive available under prevalent scheme is accrued in the year when the right to receive credit as per the terms of the scheme is established in respect of exports made and are accounted to the extent there is no significant uncertainty about the measurability and ultimate utilization of such duty credit

E COMMISSION

As in the case of revenue, the commission paid / payable on sales including any over-riding commission is recognised only on flown basis

F EMPLOYEE BENEFITS

- Defined Contribution plan** Company's contribution paid / payable for the year to defined contribution schemes are charged to Profit and Loss Account
- Defined Benefit and Other Long Term Benefit plan** Company's liabilities towards defined benefit plan and other long term benefit plans are determined using the Projected Unit Credit Method. Actuarial valuation under the Projected Unit Credit Method are carried out at the balance sheet date. Actuarial gains and losses are recognised in the Profit and Loss account in the period of occurrence of such gains and losses. Past service cost is recognised immediately to the extent of benefits are vested, otherwise it is amortised on straight-line basis over the remaining average period until the benefits become vested

The employee benefit obligation recognised in the balance sheet represents the present value of the defined benefit obligation as adjusted for unrecognised past service cost

c) Short Term Employee Benefits

Short-term employee benefits expected to be paid in exchange for the services rendered by employees are recognised undiscounted during the period employee renders services



Significant Accounting Policies and Notes to Accounts (contd)

G FIXED ASSETS

a) Tangible Assets

Owned tangible fixed assets are stated at cost and includes amount added on revaluation less accumulated depreciation and impairment loss, if any. All costs relating to acquisition and installation of fixed assets upto the time the assets get ready for their intended use are capitalised.

The cost of improvements to Leased Properties as well as customs duty / modification cost incurred on aircraft taken on operating lease have been capitalised and disclosed appropriately.

b) Intangible Assets

Intangible assets are recognized only if acquired and it is probable that the future economic benefits that are attributable to the assets will flow to the enterprise and the cost of assets can be measured reliably. The intangible assets are recorded at cost and are carried at cost less accumulated amortisation and accumulated impairment losses, if any.

c) Assets Taken on Lease

i) **Operating Lease** Rentals are expensed with reference to the Lease Term and other considerations.

ii) **Finance Lease / Hire Purchase** The lower of the fair value of the assets and the present value of the minimum lease rentals is capitalised as Fixed Assets with corresponding amount shown as Lease Liability (Outstanding Hire Purchase / Finance lease installments). The principal component of the lease rentals is adjusted against the leased liability and interest component is charged to the Profit and Loss Account.

H IMPAIRMENT OF ASSETS

An asset is treated as impaired when the carrying cost of assets exceeds its recoverable value. An impairment loss, if any, is charged to the Profit and Loss Account in the year in which an asset is identified as impaired. The impairment loss recognised in prior accounting periods is reversed if there has been a change in the estimate of recoverable amount.

I. DEPRECIATION / AMORTISATION

a) Depreciation on tangible fixed assets has been provided at the rates and in the manner prescribed under the schedule XIV to the Companies Act, 1956 on Written Down Value method, other than Narrow and Wide Body aircraft which are depreciated on straight line method. Expenditure incurred on improvements of assets acquired on operating lease is written off evenly over the balance period of the lease. Premium on leasehold land is amortised over the period of lease.

b) On amounts added on revaluation, depreciation is charged over the residual life and the additional charge of depreciation is withdrawn from the Revaluation Reserve.

c) Intangible assets are amortised on straight line basis as follows

i) Landing Rights acquired are amortised over a period not exceeding 20 years. Amortization period exceeding 10 years is applied considering industry experience and expected asset usage.

ii) Trademarks are amortised over 10 years.

iii) Computer Software is amortised over a period not exceeding 36 months.

J INVESTMENTS

Current Investments are carried at lower of cost and quoted / fair value. Long Term Investments are stated at cost. Provision for diminution in the value of long-term investments is made only if such a decline is other than temporary.



Significant Accounting Policies and Notes to Accounts (contd)

K BORROWING COSTS

Borrowing costs attributable to the acquisition or construction of a qualifying asset are capitalised as part of the cost of such assets. A qualifying asset is one that necessarily takes substantial period of time to get ready for intended use. All other borrowing costs are recognised as an expense in the period in which they are incurred.

L FOREIGN CURRENCY TRANSACTIONS / TRANSLATION

- Transactions in foreign currencies are recorded at the exchange rates prevailing on the date of transaction. Monetary items are restated at the period-end rates. The exchange difference between the rate prevailing on the date of transaction and on settlement/restatement (other than those relating to long term foreign currency monetary items) is recognised as income or expense, as the case may be.
- Exchange differences relating to long term foreign currency monetary items, to the extent they are used for financing the acquisition of fixed assets are added to or subtracted from the cost of such fixed assets and in other cases accumulated in 'Foreign Currency Monetary Item Translation Difference Account' and amortised over the balance term of the long term monetary item or 31st March, 2011 whichever is earlier.
- In case of forward exchange contracts entered into to hedge the foreign currency exposure in respect of monetary items, the difference between the exchange rate on the date of such contracts and the period end rate is recognized in the Profit and Loss Account. Any profit / loss arising on cancellation of forward exchange contract is recognized as income or expense of the year. Premium / discount arising on such forward exchange contracts is amortised as income / expense over the life of contract.

M INVENTORIES

Inventories are valued at cost or Net Realisable Value (NRV) whichever is lower. Cost of inventories comprises of all costs of purchase and other incidental cost incurred in bringing them to present location and condition. Cost is determined using the Weighted Average formula. In respect of reusable items such as rotables, galley equipment and tooling etc., NRV takes into consideration provision for obsolescence and wear and tear based on the estimated useful life of the aircraft derived from Schedule XIV of the Companies Act, 1956 and also provisioning for non-moving / slow moving items.

N AIRCRAFT MAINTENANCE & REPAIRS COST

Aircraft Maintenance, Auxiliary Power Unit (APU) and Engine maintenance and repair costs are expensed on incurrence as incurred except with respect to Engines / APU which are covered by third party maintenance agreement and these are accounted in accordance with the relevant terms.

O TAXES

Provision for current tax is made after taking into consideration benefits admissible under the provisions of the Income Tax Act, 1961.

Deferred tax resulting from "timing differences" between book and taxable profit is accounted for using the tax rates and laws that have been enacted or substantively enacted as on the balance sheet date. The deferred tax asset is recognised and carried forward only to the extent that there is a reasonable / virtual certainty, as the case may be, that the asset will be realised in future.

P SHARE ISSUE EXPENSES

Issue Expenses are adjusted against the Share Premium Account.



Significant Accounting Policies and Notes to Accounts (contd)

Q SALE AND LEASE BACK TRANSACTION:

Profit or loss on sale and lease back arrangements resulting in operating leases are recognized, in case the transaction is established at fair value, else the excess over the fair value is deferred and amortized over the period for which the asset is expected to be used

R ACCOUNTING FOR DERIVATIVE INSTRUMENTS

Interest Rate Swaps, Currency Option, Currency Swaps and other products, entered into by the Company for hedging the risks of foreign currency exposure (including interest rate risk) are marked to market and losses, if any is accounted based on the principles of prudence as enunciated in Accounting Standard 1 (AS - 1) "Disclosure of Accounting Policies"

S PROVISIONS, CONTINGENT LIABILITIES AND CONTINGENT ASSETS.

Provisions involving a substantial degree of estimation in measurement are recognised when there is a present obligation as a result of past events and it is probable that there will be an outflow of resources. Contingent Liabilities are not recognised but are disclosed in the notes. Contingent Assets are neither recognised nor disclosed in the financial statements

II NOTES TO ACCOUNTS

- 1) Estimated amount of Contracts remaining to be executed on capital account (net of advances), not provided for

Tangible Assets	Rs 1,238,107 lakhs (Previous Year - Rs 1,430,940 lakhs)
-----------------	---

2) CONTINGENT LIABILITIES

- Service Tax demands which are under appeals are Rs 78,427 lakhs (Previous Year Rs 55,237 lakhs)
- Sales Tax demands which are under appeals are Rs 6 lakhs (Previous Year Rs 6 lakhs) and the same has been deposited with the authorities
- Claims against the Company, pending Civil and Consumer suits of Rs 4,291 lakhs (Previous Year Rs 2,780 lakhs)
- Inland Air Travel Tax demands which are under appeal Rs 426 lakhs (Previous Year Rs 473 lakhs) against which the amount of Rs 105 lakhs (Previous Year Rs 117 lakhs) is deposited with the Authorities
- Claims for Octroi amounts to Rs 2,899 lakhs (Previous Year Rs 2,899 lakhs)
- Disputed claims against the company towards Ground Handling charges amount to Rs 5,738 lakhs (Previous Year Rs 5,477 lakhs)
- Letters of Credit outstanding are Rs 89,307 lakhs (Previous Year Rs 79,133 lakhs) and Bank Guarantees outstanding are Rs 89,891 lakhs (Previous Year Rs 85,144 lakhs)
- Corporate Guarantee given to Banks and Financial Institution against credit facilities, and to Lessor against financial obligations extended to Subsidiary Company as under

(Amount in Rs lakhs)

Amount of guarantee	Outstanding Amounts against the guarantee
73,318	70,736
(86,720)	(71,187)

(Figures in brackets indicate 31st March, 2009 figures)

- Claims against the Company not acknowledged as debt - Rs 63,708 lakhs (Previous Year Rs 63,708 lakhs) claim filed by erstwhile selling shareholders of Sahara Airlines Limited - Refer note no 5 (a) for details



Significant Accounting Policies and Notes to Accounts (contd)

j) Income Tax demands which are under appeals are Rs 1,386 lakhs (Previous Year Nil)

The Company is a party to various legal proceedings in the normal course of business and does not expect the outcome of these proceedings to have any adverse effect on its financial conditions, results of operations or cash flows

- 3) During the year the Company purchased and sold Current Investments in Debt Schemes of various Mutual Funds as detailed below

Mutual Fund	No of Units (in lakhs)	Face Value (Rupees)	Cost of Units (in lakhs)
SBI Mutual Fund	31,576	10	631,850
Reliance Mutual Fund	368	10	7,701
Barclays Global Investors Mutual Fund			
- EURO	10	1 Euro	675
-USD	352	1 USD	17,010
-GBP	315	1 GBP	23,359

4) DISCLOSURE ON DERIVATIVES

- (a) The Company has entered into certain derivative contracts viz interest rate swaps (IRS), currency options, IRS cum currency swaps, etc in order to hedge and manage its foreign currency exposures towards future export receivables and foreign currency borrowings. Such derivative contracts which are in the nature of firm commitments and highly probable forecast transactions are entered into by the company for hedging purposes only and does not use the same for trading or speculation purposes

Nominal amounts of derivatives contracts entered into by the Company and outstanding as on 31st March, 2010 amount of Rs 126,036 lakhs (Previous Year Rs 165,638 lakhs). The category-wise break-up thereof is as under

Amount (Rs in lakhs)

Particulars	2009-10		2008-09	
	No of Contracts	Amount	No of Contracts	Amount
Interest Rate Swaps	3	106,413	3	120,206
Currency Options	1	12,123	1	18,259
Currency Swaps	-	-	1	12,173
IRS cum Currency Swaps	1	7,500	2	15,000

Based on the Announcement of The Institute of Chartered Accountants of India "Accounting for Derivatives" along with the principles of prudence as enunciated in Accounting Standard (AS-1) "Disclosure of Accounting Policies" the Company has accounted for outstanding derivative contracts at fair values as at the balance sheet date

On that basis, the fair value of the derivative instruments as at 31st March, 2010 aggregating to Rs 7,045 lakhs has been credited (Previous Year Rs 10,073 lakhs has been debited) to the Profit and Loss Account and disclosed as exceptional item in the current year. The (credit) / charge on account of derivative (gains)/losses has been computed on the basis of MTM values based on the confirmations from the counter parties



Significant Accounting Policies and Notes to Accounts (contd)

- (b) The foreign currency exposures that have not been hedged by any derivative instrument or otherwise as on 31st March, 2010 are as follows

Particulars	INR Equivalent (Rs. in lakhs)	USD Equivalent (USD in lakhs)
Current Assets	37,294 (82,664)	831 (1,630)
Current Liabilities	99,847 (99,496)	2,224 (1,962)
Interest accrued but not due on Loans	2,752 (3,745)	61 (74)
Long Term Loans for purchase of Aircraft*	734,339 (904,823)	16,355 (17,840)
Other Loans payable	36,428 (41,150)	811 (811)

(Figures in brackets indicate 31st March, 2009 figures)

*Includes Loans payable after 5 years – Rs 430,591 lakhs (Previous year Rs 585,847 lakhs)

- 5) a) The Company has equity and preference investments aggregating to Rs 164,500 lakhs in Jet Lite (India) Limited, a wholly owned subsidiary, and an amount of Rs 68,207 lakhs advanced as interest free loan as on 31st March, 2010. The said subsidiary has improved its financial position by earning a profit for the year ending 31st March, 2010, however, the Company continues to show a negative net-worth. A reputed valuer has recently valued the equity interest in the subsidiary based on its business plans, which supports the carrying value of such investment and loan outstanding. The Company continues to provide financial support to subsidiary's operations to further such business plans and expects improved performance in the future. Accordingly, the financial statements of the subsidiary company have been prepared on "Going Concern" basis and no provision is considered necessary at this stage in respect of its investments and loans outstanding from the said subsidiary company at the year end.

- (b) (i) In the year 2007-08, the Company acquired 100% shares of Sahara Airlines Limited (SAL) (Now known as Jet Lite (India) Limited) as per Share Purchase agreement with erstwhile shareholders of SAL ("Selling Shareholders") and 'Consent Terms and Consent Award' for a lump-sum price of Rs 146,500 lakhs, out of which, Rs 91,500 lakhs was paid on or before the acquisition date. The balance Rs 55,000 lakhs was payable in four interest free annual equal installments commencing on or before 30th March, 2008. Out of Rs 55,000 lakhs, two annual installments aggregating Rs 18,792 lakhs have been paid after deducting Rs 8,708 lakhs, which the Company had paid to income tax department in respect of demands on SAL for periods prior to the execution of the Share Purchase Agreement. The installment due on or before 30th March, 2010 for Rs 13,750 lakhs has been deposited with the registry of Bombay High Court as per the order passed by the Honorable Bombay High Court.

Balance installment payable of Rs 13,750 lakhs as on 31st March, 2010 has been disclosed under the separate head "Deferred payment liability towards investment in wholly owned subsidiary company".

Aggrieved by such deduction from 1st and 2nd installments due under the Consent Terms and Consent Award dated 12th April, 2007, the Selling Shareholders on 30th March, 2009 filed an Execution Application for recovery of an amount of Rs 99,958 lakhs. The claim by Selling Shareholders of Rs 99,958 lakhs includes acceleration of three installments each of Rs 13,750 lakhs plus deduction of Rs 3,708 lakhs made from 1st installment paid in March, 2008 and demanding further Rs 55,000 lakhs towards increase in lump-sum purchase consideration for the breach of the Consent Terms in payment of installments by the Company after deducting tax dues of earlier years of SAL.



Significant Accounting Policies and Notes to Accounts (contd)

- (ii) The Proceedings adopted by SAL are being resisted by Jet Airways (India) Limited. Further, Jet Airways (India) Limited has taken execution proceedings against Selling Shareholders to recover amounts aggregating Rs 82,102 lakhs (net of Rs 8,708 lakhs deducted in (i) above) due to it pursuant to Selling Shareholders' obligation to indemnify the Company for income tax demands raised on Jet Lite (India) Limited for the assessment years prior to the Effective Date of the Share Purchase Agreement/ Consent Terms and Consent Award by which SAL shares were acquired. In terms of the undertaking given by the Company to the Honorable High Court, the Company will not create any further encumbrance, alienate or transfer their movable and immovable assets and properties in any manner, without the consent of the court. The matter is *subjudice* at Honorable High Court of Bombay.

The management, at this stage is confident that no loss will arise to the Company for which a provision is currently necessary.

6) EMPLOYEE BENEFITS

a) Defined contribution plan

The Company makes contributions at a specified percentage of payroll cost towards Employees Provident Fund (EPF) for qualifying employees.

The Company recognised Rs 3,256 lakhs (Previous year Rs 3,584 lakhs) for provident fund contributions in the profit and loss account.

b) Defined benefit plans

The Company provides the annual contributions as a non-funded defined benefit plan for qualifying employees. The gratuity scheme provides for payment to vested employees as under:

- On Normal retirement / early retirement / withdrawal / resignation
As per the provisions of Payment of Gratuity Act, 1972 with vesting period of 5 years of service.
- On death while in service
As per the provisions of Payment of Gratuity Act, 1972 without any vesting period.

The most recent actuarial valuation of plan assets and the present value of the defined benefit obligation for gratuity were carried out at 31st March, 2010 by an actuary. The present value of the defined benefit obligations and the related current service cost and past service cost, were measured using the Projected Unit Credit Method.

The following table sets out the status of the gratuity plan and the amounts recognised in the Company's financial statements as at 31st March, 2010.

Amount (Rs. in Lakhs)

Sr No	Particulars	Gratuity (Non-Funded) as on	
		31 03 2010	31 03 2009
i)	Reconciliation of defined benefit obligation (DBO)		
	DBO at the beginning of the year	4,367	4,723
	Current Service Cost	710	904
	Interest Cost	338	378
	Actuarial (gain) / losses	(574)	(1,461)
	Benefits paid	(367)	(177)
	DBO at end of the year (Net liability recognized in the Balance sheet)	4,474	4,367



Significant Accounting Policies and Notes to Accounts (contd)

Amount (Rs in Lakhs)

Sr No	Particulars	Gratuity (Non-Funded)	
		As on 31.03 2010	As on 31 03 2009
II)	Net cost for the year ended 31st March, 2010		
	Current Service cost	710	904
	Interest cost	338	378
	Actuarial (gain) / losses	(574)	(1,461)
	Net cost	474	(179)
III)	Fair Value of Planned Assets	Nil	Nil
IV)	Experience Adjustment on actuarial (Gain) / Loss		
	Plan Liabilities (gain) / loss	(412)	*
	Plan Assets (gain) / loss	Nil	*
V)	Assumption used in accounting for the gratuity plan.		
	Discount rate (%)	8%	7.75%
	Salary escalation rate (%)	5%	5%

The present value of defined benefit obligation was Rs 4,723 lakhs as on 31st March, 2008 and Rs 3,603 lakhs as on 31st March, 2007

The fair value of planned assets was Nil as on 31st March, 2008 and Nil as on 31st March, 2007

* The details of the Experience adjustments arising on account of plan assets and liabilities as required by paragraph 120(n)(ii) of AS 15 (Revised) on "Employee Benefits" of previous financial years are not available in the valuation report for the financial year 2006-07, 2007-08, 2008-09 and hence, are not furnished

The estimates of rate of escalation in salary considered in actuarial valuation, takes into account inflation, seniority, promotion and other relevant factors including supply and demand in the employment market

c) Other Long Term Employee Benefit

The Leave Encashment reversal for the year ended 31st March, 2010, based on actuarial valuation carried out using the Projected Accrued Benefit Method, amounting to Rs 621 lakhs (Previous Year Rs 168 lakhs) has been recognized in the Profit and Loss Account

7) AUDITORS REMUNERATION (Net of Service Tax Input Credit)

Amount (Rs in lakhs)

Particulars	2009-10	2008-09
(a) As Audit Fees		
- Statutory Audit	117	118
- Tax Audit	5	8
(b) As Advisor or in any other capacity in respect of Tax Matters	55	72
(c) In any other manner For other services such as quarterly limited reviews, certificates, etc	62	57
(d) For reimbursement of expenses [*Rs 7,065 (Previous Year Rs 43,927)]	-*	-*
Total	239	255



Significant Accounting Policies and Notes to Accounts (contd)

8) MANAGERIAL REMUNERATION

a) Details of Managerial Remuneration

Amount (Rs in lakhs)

Particulars	2009-10	2008-09
(i) Salary and Allowances*	102	90
(ii) Contribution to Provident Fund*	5	4
(iii) Perquisites*	20	Nil
Total	127	94

* Included under the head "Employees Remuneration and Benefits" (refer Schedule - 0)

Note:

The remuneration reported above excludes charge for gratuity fund and compensated absences since the same are ascertained on an aggregated basis for the Company as a whole by way of actuarial valuation and separate values attributable to Directors are not ascertained

- b) Computation of Net Profit in accordance with Section 349 of the Companies Act, 1956, has not been given as commission by way of percentage of profit is not payable for the current year and the previous year to the Directors of the Company
- 9) Additional information pursuant to paragraphs 3, 4C and 4D of Part II of Schedule VI of the Companies Act, 1956 (As applicable)

a) Value of imports calculated on CIF Basis

Amount (Rs in lakhs)

Particulars	2009-10	2008-09
Components & Spares	19,123	23,507
Capital Goods	27,067	169,631

b) Earnings in Foreign Exchange.

Amount (Rs in lakhs)

Particulars	2009-10	2008-09
Passenger & Cargo Revenue	333,648	355,307
Sale of Aircraft	-	104,573
Interest on Bank Account	41	146
Other Income	2,899	7,139
Leasing Operations	71,768	18,283
Sale of Landing Rights	-	3,998

c) Expenditure in Foreign Currency.

Amount (Rs in lakhs)

Particulars	2009-10	2008-09
Employee Remuneration and Benefits	8,534	9,837
Aircraft Fuel Expenses	112,281	192,803
Selling and Distribution Expenses	33,801	27,232
Other Operating Expenses	163,825	208,606
Aircraft Lease Rentals	83,173	71,279
Interest and Finance Charges	33,774	44,663
Landing Rights / Software	10,231	149



Significant Accounting Policies and Notes to Accounts (contd)**d) Value of Components & Spare Parts Consumed**

Amount (Rs in lakhs)

Particulars	2009-10		2008-09	
	Rs.	%	Rs	%
Imported	9,460	98.84	8,589	92.43
Indigenous	111	1.16	703	7.57
Total	9,571	100	9,292	100

10) SEGMENT REPORTING**a) Primary Segment Geographical Segment**

The Company, considering its higher level of international operations and present internal financial reporting based on geographic segment, has identified geographic segment as primary segment

The geographic segment consists of

- i) Domestic (air transportation within India)
- ii) International (air transportation outside India)

Leasing operations are classified into (i) or (ii) below based on the domicile of the lessee being within or outside India

Revenue and expenses directly attributable to segments are reported based on items that are individually identifiable to the respective segments, while the remainder of the expenses are categorized as unallocated which are mainly employee remuneration and benefits, other selling & distribution expenses, other operating expenses, aircraft lease rentals, depreciation / amortization and interest, since these are not specifically allocable to specific segments as the underlying assets / services are used interchangeably

The company believes that it is not practical to provide segment disclosures relating to these revenue and expenses, and accordingly these expenses are separately disclosed as "unallocated" and directly charged against total revenues

The Company believes that it is not practical to identify fixed assets used in the company's business or liabilities contracted, to any of the reportable segments, as the fixed assets are used interchangeably between segments. Accordingly, no disclosure relating to total segment assets and liabilities are made

Amount (Rs in lakhs)

Particulars	Domestic	International	Total
Segment Revenue (Passenger, Cargo, Excess Baggage and Leasing of Aircraft)	418,476 (526,120)	596,565 (600,506)	1,015,041 (1,126,626)
Segment result	233,429 (255,900)	314,521 (206,347)	547,950 (462,247)
Less Un-allocable expenses			549,700 (603,975)
Add Un-allocable revenue			54,296 (168,569)
(-)Loss / Profit before Interest and tax			52,546 (26,841)
Less Interest and Finance Charges			99,301 (73,803)
(-)Loss / Profit before tax			(46,755) (-46,962)
Less Tax (-) Benefits / Expenses			9 (-6,728)
(-)Loss / Profit after tax			(46,764) (-40,234)

(Figures in brackets indicate 31st March, 2009 figures)



Significant Accounting Policies and Notes to Accounts (contd)

b) Secondary Segment: Business Segment

The Company operates into two business segments viz Air Transportation and Leasing of Aircraft and identified the same as secondary segment to be reported considering the requirement of Accounting Standard - 17 on "Segment Reporting" issued by the Institute of Chartered Accountants of India and is disclosed as under

Amount (Rs in lakhs)

Particulars	Air Transportation	Leasing of Aircraft	Total
i) Segment Revenue from external customers	943,273 (1,108,343)	71,768 (18,283)	1,015,041 (1,126,626)
ii) Total carrying amount of Segment Assets	1,786,058 (2,008,205)	239,614 (285,876)	2,025,672 (2,294,081)
iii) Total cost incurred during the period to acquire Segment Assets those are expected to be used for more than one period*	38,686 (48,106)	- (Nil)	38,686 (48,106)

* Excludes exchange gain/loss

(Figures in brackets indicate 31st March, 2009 figures)

11) RELATED PARTY TRANSACTIONS :

As per Accounting Standard - 18 on "Related Party Disclosures", the disclosure of transactions with the related party as defined in the Accounting Standard are given below

a) List of Related Parties with whom transactions have taken place and Relationships

Sr No	Name of the related party	Nature of relationship
(1)	Tail Winds Limited	Holding Company
(2)	Jet Lite (India) Limited	Wholly Owned Subsidiary Company (Control exists)
(3)	Naresh Goyal	Controlling Shareholder of Holding Company
(4)	Anita Goyal	Relative of controlling shareholder of Holding Company
(5)	Saroj K Datta	Key Managerial Personnel
(6)	Jetair Private Limited	Enterprises over which controlling shareholder of Holding Company and his relatives are able to exercise significant influence directly or indirectly
(7)	Jet Airways LLC	
(8)	Trans Continental e Services Private Limited	
(9)	Jet Enterprises Private Limited	
(10)	Jet Airways of India Inc	
(11)	India Jetairways Pty Limited	
(12)	Jet Airways Europe Services NV	
(13)	Jetair Tours Private Limited	



Significant Accounting Policies and Notes to Accounts (contd.)**b) Transactions during the year ended 31st March, 2010 and balances with related parties**

Amount (Rs in lakhs)

Sr. No	Nature of Transactions	Holding Company	Subsidiary Company	Controlling Shareholder of Holding Company	Relative of controlling shareholder of Holding Company	Key Managerial Personnel	Enterprises over which controlling shareholder is able to exercise significant influence	Total
Transactions During the Year								
(A)	Remuneration				128 (156)	127 (94)		255 (250)
(B)	Sitting Fees			1 (1)				1 (1)
(C)	Agency Commission						13,329 (15,424)	13,329 (15,424)
(D)	Rent paid						202 (218)	202 (218)
(E)	Expenses Reimbursed (Staff Costs, Communication Costs, Rent)						4,037 (8,340)	4,037 (8,340)
(F)	Other Selling & Distribution Cost						2,319 (628)	2,319 (628)
(G)	Service Charges						75 (88)	75 (88)
(H)	Other Hire Charges		(-) 429 ((-)363)					(-) 429 ((-)363)
(I)	Rent received						(-)35 ((-)68)	(-) 35 ((-)68)
(J)	Reimbursements (Received)		- ((-)92)				- ((-)11)	- ((-)103)
(K)	Corporate Guarantee given by Company on behalf of Subsidiary		4,194 (16,067)					4,194 (16,067)
(L)	Investments in Equity		- (18,000)					- (18,000)
(M)	Interline Billing		(-)24,116 ((-)7,330)					(-)24,116 ((-)7,330)
(N)	Assignment of Fixed Assets Right		(-)4,015 (-)					(-)4,015 (-)



Significant Accounting Policies and Notes to Accounts (contd):

Amount (Rs in lakhs)

Sr No	Nature of Transactions	Holding Company	Subsidiary Company	Controlling Shareholder of Holding Company	Relative of controlling shareholder of Holding Company	Key Managerial Personnel	Enterprises over which controlling shareholder is able to exercise significant influence	Total
Closing Balance as on 31st March, 2010								
(O)	Investments in Equity and Preference Shares		164,500 (164,500)					164,500 (164,500)
(P)	Deposits (Received)		Nil (-)-8					Nil (-)-8
(Q)	Deposits & Advance (given)						963 (Nil)	963 (Nil)
	-Deposit for Leased Premises						2,200 (2,532)	2,200 (2,532)
	-Other Deposits & Advances						Nil (2,020)	Nil (2,020)
(R)	Loans		68,207 (62,314)					68,207 (62,314)
(S)	Sundry Creditors						(-)8,711 (2,921)	(-)8,711 (2,921)
(T)	Sundry Debtors						5,835 (5,545)	5,835 (5,545)
(U)	Share Capital	6,907 (6,907)		1 (1)	0 10 (0 10)	0 05 (0 05)		6,908 (6,908)
(V)	Corporate Guarantee given by Company on behalf of Subsidiary Company	70,736 (71,187)						70,736 (71,187)
(W)	Corporate Guarantee given by Subsidiary Company on behalf of the Company		(-)319,863 (-)-361,324					(-)319,863 (-)-361,324

(Figures in brackets indicate 31st March, 2009 figures)


Significant Accounting Policies and Notes to Accounts (contd)

c) Statement of Material Transactions during the year and balances with related parties

i) Subsidiary Company

	Amount (Rs in lakhs)
Jet Lite (India) Limited	
Transactions During the Year	
- Other Hire Charges received	(-) 429 ((-)363)
- Reimbursement Received	Nil ((-)92)
- Corporate Guarantee given by the Company on behalf of the Subsidiary Company	4,194 (16,067)
- Investments in Equity and Preference Shares	- (18,000)
- Interline Billing	(-) 24,116 ((-)7,330)
Assignment of Fixed Asset Right	(-) 4,015 (-)
Closing Balance as on 31 st March, 2010	
- Interest free Loan	68,207 (62,314)
- Deposit	Nil ((-)8)
- Investments in Equity and Preference Shares	164,500 (164,500)
- Corporate Guarantee by Company on behalf of Subsidiary Company*	70,736 (71,187)
- Corporate Guarantee given by Subsidiary Company on behalf of the Company	(-)319,863 ((-)361,324)

(Figures in brackets indicate 31st March, 2009 figures)

*Closing Balance of Corporate Guarantee given by Jet Airways (India) Limited represents utilized amount against total guarantee amount of Rs 73,318 lakhs (Rs 86,720 lakhs)

- ii) Remuneration includes remuneration to Mrs Anita Goyal, relative of controlling shareholder of Holding Company Rs 128 lakhs (Previous Year Rs 156 lakhs) and to Mr Saroj K Datta, Key Managerial Personnel Rs 127 lakhs (Refer Note 8 of schedule S) (Previous Year Rs 94 lakhs)
- iii) Enterprises over which controlling shareholder of Holding Company and his relatives are able to exercise significant influence



Significant Accounting Policies and Notes to Accounts (contd.)

Amount (Rs in lakhs)

Jetair Private Limited	
Transactions During the Year	
- Agency Commission	3,271 (4,168)
- Rent Paid (including Service Tax)	141 (153)
- Expenses Reimbursed (Staff Costs, Communication Costs, Rent)	163 (1,853)
- Reimbursement (Received)	Nil (- 11)
- Rent Received	(-) 35 (- 68)
Closing Balance as on 31 st March, 2010	
- Deposits and Advances	352 (332)
- Sundry Debtors	5,835 (5,545)
- Sundry Creditors	505 (Nil)
Jet Airways LLC	
Transactions During the Year	
- Agency Commission	7,945 (8,746)
- Reimbursement of Expenses (Staff Costs, Communication Costs, Rent)	422 (590)
Closing Balance as on 31 st March, 2010	
- Deposits and Advances	11 (Nil)
- Sundry Creditors	5,935 (2,274)
Trans Continental e Services Private Limited	
Transactions During the Year	
- Other Selling and Distribution Cost	2,319 (628)
Closing Balance as on 31 st March, 2010	
- Other Deposit	584 (853)
- Sundry Creditors	Nil (Nil)



Significant Accounting Policies and Notes to Accounts (contd)

Amount (Rs in lakhs)

Jet Enterprises Private Limited	
Transactions During the Year	
- Rent Paid (Including Service Tax)	61 (65)
Closing Balance as on 31 st March, 2010	
- Deposits for Leased Premises	2,200 (2,200)
- Sundry Creditors	1 (Nil)
Jet Airways of India Inc.	
Transactions During the Year	
- Agency Commission	2,113 (2,493)
- Reimbursement of Expenses (Staff Costs, Communication Costs, Rent)	1,394 (1,852)
Closing Balance as on 31 st March, 2010	
- Advances	1 (1,167)
- Sundry Creditors	2,123 (107)
India Jetairways Pty Limited	
Transactions During the Year	
- Agency Commission	- (17)
Closing Balance as on 31 st March, 2010	
- Advances	16 (Nil)
- Sundry Creditors[*Rs 42,028]	Nil (Nil*)
Jet Airways Europe Services NV	
Transactions During the Year	
- Reimbursement of Expenses (Staff Costs, Communication Costs, Rent)	2,059 (4,044)
- Service Charges	75 (88)
Closing Balance as on 31 st March, 2010	
- Sundry Creditors	147 (540)



Significant Accounting Policies and Notes to Accounts (contd)

Jetair Tours Pvt Ltd	
Transactions During the Year	
- Reimbursement of Expenses	(1)

(Figures in brackets indicate 31st March, 2009 figures)

- 12) The Company has entered into Finance and Operating Lease agreements As required under the Accounting Standard - 19 on 'Leases', the future minimum lease payments on account of each type of lease are as follows -

a) **Finance Leases / Hire Purchase**

Amount (Rs in lakhs)

Aircraft	Future Minimum Lease Payments	Present Value of Future Minimum Lease Payments	Finance Charges
As at 31 03 2010			
Less than 1 year	132,284 (142,399)	100,132 (94,185)	32,152 (48,214)
Between 1 and 5 years	489,494 (579,018)	406,669 (438,266)	82,825 (140,752)
More than 5 years	461,552 (664,583)	430,591 (591,677)	30,961 (72,906)
Total	1,083,330 (1,386,000)	937,392 (1,124,128)	145,938 (261,872)

(Figures in brackets indicates 31st March, 2009 figures)

The salient features of a Hire Purchase / Finance Lease Agreement are

Option to purchase the aircraft either during the term of the Hire Purchase on payment of the outstanding Principal amount or at the end of the Hire Purchase term on payment of a nominal option price

In the event of default, the Hirer / Lessee is responsible for payment of all costs of the Owner including the financing cost, and other associated costs Further a right of repossession is available to the Owner / Lessor

The Hirer / Lessee is responsible for maintaining the aircraft as well as insuring the same

In the case of Finance Lease the property passes to the Lessee, on the payment of a nominal option price at the end of the term

b) **Operating Leases**

- i) The Company has taken various residential / commercial premises and amenities under cancelable and non-cancelable operating leases These lease agreements are normally renewed on expiry



Significant Accounting Policies and Notes to Accounts (contd)

The future minimum lease payments in respect of non-cancelable period which, as at 31st March, 2010 are as follows

Amount (Rs in lakhs)	
Commercial Premises and Amenities	Total Lease Payments
Less than 1 year	180 (562)
Between 1 and 5 years	340 (-)
More than 5 years	- (-)
Grand Total	520 (562)

(Figures in brackets indicates 31st March, 2009 figures)

- ii) The Company has taken on operating lease aircraft and spare engines the future minimum lease payments in respect of which, as at 31st March, 2010 are as follows

Amount (Rs in lakhs)	
Aircraft and Spare Engines	Total Lease Payments
Less than 1 year	82,926 (88,157)
Between 1 and 5 years	230,032 (260,374)
More than 5 years	75,455 (91,509)
Grand Total	388,413 (440,040)

(Figures in brackets indicates 31st March, 2009 figures)

The Salient features of an Operating Lease agreement are

Monthly rentals paid in form of fixed and variable rental. Variable Lease Rentals are payable on a pre determined rate payable on the basis of actual flying hours. Additionally, the predetermined rates of Variable Rentals are subject to the annual escalation as stipulated in the respective leases.

The Company neither has an option to buyback nor does it generally have an option to renew the leases.

In case of delayed payments, penal charges are payable as stipulated.

In case of default, in addition to repossession of the aircraft, damages including liquidated damages as stipulated are payable.

The Lessee is responsible for maintaining the aircraft as well as insuring the same. The Lessee is eligible to claim reimbursement of costs as per the terms of the lease agreement.

The leases are non-cancellable.



Significant Accounting Policies and Notes to Accounts (contd)

- iii) During the year the Company has given four (4) owned Aircraft on Dry sub lease. In the previous Company has given six (6) aircraft on wet lease [Four (4) owned and Two (2) leased] and One (1) aircraft on dry sub-lease. The future minimum lease income in respect of non-cancelable period which, as at 31st March, 2010 is as follows

Amount (Rs in lakhs)	
Aircraft	Total Lease Income
Less than 1 year	(-) 25,054 (-)17,377
Between 1 and 5 years	(-) 10,545 (Nil)
More than 5 years	- (Nil)
Grand Total	(-) 35,599 (-)17,377

(Figures in brackets indicates 31st March, 2009 figures)

The Salient features of Wet Lease agreement are

Operational control and maintenance of aircraft remains the responsibility of the Lessor. The aircraft remains on Indian registry and is operated with the Lessor's crew.

Monthly rentals are received in the form of fixed and variable rental. Variable Lease Rentals are receivable on a pre determined rate on the basis of additional flying hours.

The wet leases are non-cancelable.

The Salient features of Dry Lease agreement are

In this leasing arrangement aircraft is leased without insurance and crew.

Monthly rentals paid in form of fixed and variable rental. Variable Lease Rentals are payable on a pre determined rate payable on the basis of actual flying hours. Additionally, the predetermined rates of Variable Rentals are subject to the annual escalation as stipulated in the respective leases.

- The Lessee neither has an option to buyback nor does it generally have an option to renew the leases.

The dry leases are non-cancelable.

Details of the owned aircraft given on non-cancelable Dry lease / Wet lease is as under

Amount (Rs in lakhs)		
Details of Leased Assets (Aircraft)	2009-10	2008-09
Cost of acquisition	273,783	309,014
Accumulated Depreciation	41,584	23,748

Depreciation of Rs 16,690 lakhs (Previous Year Rs 15,807 lakhs) has been debited to Profit and Loss Account on the above leased assets.

- iv) The variable lease rental income recognized Rs 5,863 lakhs (Previous Year Nil)
- v) The lease rental expense recognized Rs 117,025 (Previous Year Rs 1,14,652 lakhs). It includes Nil (Previous Year Rs 5,977 lakhs) recognized as lease rental expenses on account of sale and lease back of aircraft.



Significant Accounting Policies and Notes to Accounts (contd).**13) EARNINGS PER SHARE (EPS)**

The earnings per equity share, computed as per the requirements of Accounting Standard-20 "Earnings Per Share" is as under

Amount (Rs in lakhs)		
Particulars	2009-10	2008-09
Net (Loss) after tax	(46,765)	(40,234)
(Loss) attributable to Equity Shareholders (A)	(46,765)	(40,234)
No of Equity Shares outstanding during the year (B)	86,334,011	86,334,011
Nominal Value of Equity Shares (Rupees)	10	10
Basic and Diluted EPS (Rupees) (C = A/B)	(54.17)	(46.60)

14) The Deferred Tax as at 31st March, 2010 comprises of the following

Amount (Rs in lakhs)		
Particulars	2009-10	2008-09
Deferred Tax Liability Related to Fixed Assets	73,210	46,929
Deferred Tax Asset Unabsorbed Depreciation/Business Loss (Refer Note below) Other Disallowances under Income Tax Act, 1961	68,481 4,729	41,847 5,082
Deferred Tax Asset/(Liability) (Net)	-	-

Note

In the absence of virtual certainty, Deferred Tax Asset on account of unabsorbed depreciation and business loss has been recognised to the extent it can be realised against reversal of deferred tax liability on account of depreciation

15) As per Accounting Standard - 29, Provisions, Contingent Liabilities and Contingent Assets, given below are movements in provision for Frequent Flyer Programme, Redelivery of Aircraft, Aircraft Maintenance Costs and Engine Repairs Costs**a) Frequent Flyer Programme**

The Company has a Frequent Flyer Programme named 'Jet Privilege', wherein the passengers who frequently use the services of the Airline become members of 'Jet Privilege' and accumulate miles to their credit. Subject to certain terms and conditions of 'Jet Privilege', the passenger is eligible to redeem such miles lying to their credit in the form of free tickets.

The cost of allowing free travel to members as contractually agreed under the Frequent Flyer Programme is accounted considering the members' accumulated mileage on an incremental cost basis. The movement in the provision during the year is as under

Amount (Rs in lakhs)		
Particulars	2009-10	2008-09
Opening Balance	3,344	2,949
Add - Additional Provisions during the year	1,346	1,446
Less - Amounts used during the year	(1,053)	(1,051)
Less - Unused Amounts reversed during the year	(416)	-
Closing Balance	3,221	3,344



Significant Accounting Policies and Notes to Accounts (contd)

b) Redelivery of Aircraft

The Company has in its fleet aircraft on operating lease. As contractually agreed under the lease agreements, the aircraft have to be redelivered to the lessors at the end of the lease term in the stipulated technical condition. Such redelivery conditions would entail costs for technical inspection, maintenance checks, repainting costs prior to its redelivery and the cost of ferrying the aircraft to the location as stipulated under the lease agreement.

The Company therefore provides for such redelivery expenses, as contractually agreed, in proportion to the expired lease period.

Amount (Rs in lakhs)

Particulars	2009-10	2008-09
Opening Balance	3,031	2,115
Add - Additional Provisions during the year*	315	1,441
Less- Amounts used during the year	753	525
Less - Unused Amounts reversed during the year	-	-
Closing Balance	2,593	3,031

* Additions include adjustment of Rs (394) Lakhs (Previous Year Rs 579 lakhs) on account of exchange fluctuation consequent to restatement of liabilities denominated in foreign currency.

The cash outflow out of the above provisions as per the current terms under the lease agreements are as under -

Year	2009-10		2008-09	
	Aircraft	Amount (Rs in lakhs)	Aircraft	Amount (Rs in lakhs)
2010-11	3	256	4	394
2011-12	2	205	1	87
2012-13	18	1,493	17	1,286
2014-15	3	130	3	106
2015-16	13	425	13	269
2017-18	3	20	-	-
2018-19	3	50	3	12
2019-20	2	14	-	-
Total		2,593		2,154

c) Aircraft Maintenance Costs

Certain heavy maintenance checks including overhaul of Auxiliary Power Units need to be performed at specified intervals as enforced by the Director General of Civil Aviation in accordance with the Maintenance Program Document laid down by the manufacturers. The movements in the provisions for such costs are as under -

Amount (Rs in lakhs)

Particulars	2009-10	2008-09
Opening Balance	3,433	4,217
Add/(Less) - Adjustments during the year *	(268)	1,048
Less - Amounts used during the year	(1,230)	1,633
Less - Unused Amounts reversed during the year	(166)	199
Closing Balance	1,769	3,433

* Adjustments during the year represents exchange fluctuation impact consequent to restatement of liabilities denominated in foreign currency.



Significant Accounting Policies and Notes to Accounts (contd)

d) Engine Repairs Cost

The aircraft engines have to undergo shop visits for overhaul and maintenance at specified intervals as per the Maintenance Program Document. The same was provided for on the basis of hours flown at a pre-determined rate.

Amount (Rs in lakhs)		
Particulars	2009-10	2008-09
Opening Balance	333	657
Add/(Less) - Adjustments during the year *	(6)	164
Less: - Amounts used during the year	327	372
Less - Unused Amounts reversed during the year	-	116
Closing Balance	-	333

* Adjustments during the year represents exchange fluctuation impact consequent to restatement of liabilities denominated in foreign currency.

- 16) In the previous year, the Company adopted the option offered by the notification of the Companies (Accounting Standards) Amendment Rules, 2006 which amended Accounting Standard - 11 "The Effects of Changes in Foreign Exchange Rates"

Pursuant to the aforesaid notification, exchange differences relating to long term monetary items have been accounted for as described in Accounting policy L of Schedule S. Accordingly, cumulative foreign exchange loss (net) of Rs 94,895 lakhs (Previous year Rs 215,556 lakhs) has been adjusted to the cost of the fixed assets/capital work-in-progress being the exchange differences on long term monetary items relating to the acquisition of fixed assets. As a result of this the net loss before tax for the year is higher by Rs 120,661 lakhs and Previous Year was lower by Rs 239,001 lakhs.

- 17) The Company has entered into a "Power by the Hour" (PBTH) Engine Maintenance agreement with a Service provider for its Next Generation Boeing 737 Aircraft fleet. Till the previous year, with respect to all Aircraft on operating lease, the company was charging variable rent payable to various Lessors to the profit and loss account as per the agreement entered into with them.

Consequent to the new arrangement entered into with the Engine Maintenance Service provider, which includes the cost of future engine shop visits, the Company has expensed out the monthly cost of PBTH at the rate specified in the contract to the profit and loss account and treated the variable rental payable to the Lessors as receivables to be set off against the future claims payable on engine shop visits. Accordingly, the variable rent of Rs 9,712 lakhs for the year ended 31st March, 2010 has been reflected as "Receivable from Lessors" and classified under "Loans and Advances".

- 18) Disclosures relating to amounts payable as at the year end together with interest paid / payable to Micro, Small and Medium Enterprises have been made in the accounts, as required under the Micro, Small and Medium Enterprises Development Act, 2006 to the extent of information available with the Company determined on the basis of intimation received from suppliers regarding their status and the required disclosure are given below.

Amount (Rs in lakhs)			
	Particulars	2009-10	2008-09
a	Principal amount remaining unpaid as on 31 st March, 2010	30	113
b	Interest due thereon as on 31 st March, 2010	-	-
c	Interest paid by the Company in terms of Section 16 of Micro, Small and Medium Enterprises Development Act, 2006, along with the amount of the payment made to the supplier beyond the appointed day during the year	-	-



Significant Accounting Policies and Notes to Accounts (contd).

Amount (Rs in lakhs)

	Particulars	2009-10	2008-09
d	Interest due and payable for the period of delay in making payment (which have been paid but beyond the appointed day during the year) but without adding the interest specified under Micro, Small and Medium Enterprises Development Act, 2006	-	-
e	Interest accrued and remaining unpaid as at 31 st March, 2010	-	-
f	Further Interest remaining due and payable even in the succeeding years, until such date when the interest dues as above are actually paid to the small enterprise	-	-

19) The Airline Industry has been adversely affected in the recent past by the general economic slowdown. This coupled with weak Indian Rupee and high fuel cost had significantly impacted the performance and cash flows of the Company and its subsidiary resulting in substantial erosion of the net worth, in the past. The management is continuously implementing initiatives directed towards improving operating profits through cost control, route rationalization, leasing out Aircraft etc. and the Company has achieved improved operating performance in the last two quarters and have made cash profit during the year. The Company is exploring options of raising finances to meet its various short term and long term obligations including financial support to its Subsidiary – Jet Lite (India) Limited. The Company expects that such measures would result in sustainable cash flows and, accordingly, continues to presenting these financial statements on a going concern basis, which contemplates the realisation of assets and settlement of liabilities in the normal course of business.

20) Aircraft Lease Rentals are stated net of sub-lease rentals Nil (Previous Year Rs 194 lakhs)

21) Comparative financial information (i.e. amounts and other disclosures for the previous year presented above as corresponding figures), is included as an integral part of the current year's financial statements, and is to be read in relation to the amounts and other disclosures relating to the current year. Figures of the previous year have been regrouped / reclassified wherever necessary to correspond to figures of the current year.

Signatures to Schedules 'A' to 'S'

As per our attached report of even date

For DELOITTE HASKINS & SELLS
Chartered Accountants

R D Kamat
Partner

For CHATURVEDI & SHAH
Chartered Accountants

C D Lala
Partner

On behalf of the Board of Directors

Saroj K Datta
Durban

Executive Director

Aman Mehta
I M Kadri
Yash Raj Chopra
Victoriano P Dungca

Directors

Monica Chopra

Company Secretary &
Sr General Manager - Legal

Mumbai
20th May, 2010

Mumbai
20th May, 2010



Balance Sheet Abstract and Company's General Business Profile

I) Registration Details

Registration No - 6 6 2 1 3

State Code 1 1

Balance-sheet Date 3 1 0 3 2 0 1 0
Date Month Year

II) Capital Raised during the year (Amount in Rs Thousands)

Public Issue NIL

Right Issue NIL

Bonus Issue NIL

Private Placement NIL

III) Position of Mobilisation and Deployment of Funds (Amount in Rs Thousands)

Total Liabilities 2 0 9 8 5 8 2 2 1

Total Assets 2 0 9 8 5 8 2 2 1

Sources of Funds-

Paid-up Capital 8 6 3 3 4 0

Reserves & Surplus 3 2 8 4 7 4 2 0

Secured Loans 3 8 3 6 1 8 1 8

Unsecured Loans 9 9 2 3 2 9 9 0

Deferred Tax Liability NIL

Deferred Payment 1 3 7 5 0 0 0

Application of Funds

Net Fixed Assets 1 4 7 2 9 5 1 2 4

Investments 1 7 4 5 0 0 0 0

Net Current Assets 6 4 4 6 1 1

Misc Expenditure NIL

Accumulated Losses 7 2 9 0 8 3 3

IV) Performance of Company (Amount in Rs Thousands)

Turnover 1 0 6 2 2 9 1 7 2

Total Expenditure 1 1 1 6 0 9 1 8 0

Profit/Loss Before Tax (-) 4 6 7 5 4 8 8

Profit/Loss After Tax (-) 4 6 7 6 3 8 8

Earning per share in (-) 5 4 1 7

Dividend @% Equity NIL

Preference NIL

V) Generic Names of Three Principal Products of Company (as per monetary terms)

Item Code No (ITC Code) - Not Applicable

On behalf of the Board of Directors

Saroj K Datta
Durban

Executive Director

Aman Mehta
I M Kadri
Yash Raj Chopra
Victoriano P Dungca

Directors

Monica Chopra

Company Secretary &
Sr General Manager - Legal

Mumbai
20th May, 2010


Statement pursuant to Section 212 (1) (e) of the Companies Act, 1956, relating to Subsidiary Company for the year ended 31st March, 2010

	Name of the Subsidiary Company	Jet Lite (India) Ltd
1	Financial year of the Subsidiary Company ended on	31st March, 2010
2	Holding Company's Interest	
	a) number of Equity Shares of Rs 10/- each fully paid-up	456,115,409
	b) extent of holding	100%
	c) number of Preference Shares	340,000,000
3	Net aggregate amount of Loss of the Subsidiary, so far as they concern members of the Jet Airways (India) Ltd	Amount (Rs in Lakhs)
	i) for the financial year of the Subsidiary	
	a) dealt with in the accounts of the Holding Company	4,619
	b) not dealt with in accounts of the Holding Company	-
	ii) for the previous financial years of the Subsidiary since it became the Holding Company's Subsidiary	
	a) dealt with in the accounts of the Holding Company	(101,254)
	b) not dealt with in accounts of the Holding Company	-
4	As the financial year of the Subsidiary Company coincides with the financial year of the Holding Company, Section 212(5) of the Companies Act, 1956, is not applicable	

On behalf of the Board of Directors

Saroj K. Datta

Durban

Aman Mehta

I M Kadri

Yash Raj Chopra

Victoriano P Dungca

Executive Director

Directors

Monica Chopra

Mumbai

20th May, 2010

Company Secretary &
Sr General Manager - Legal



Financial Information of the Subsidiary Company for the year ended 31st March, 2010, pursuant to the approval under Section 212 (8) of the Companies Act, 1956:

		Amount (Rs in lakhs)
		Indian Subsidiary
Sr No	Name of the Subsidiary Company	Jet Lite (India) Limited
1	Paid up Share Capital	79,612
2	Reserves	4,466
3	Total Assets	284,592
4	Total Liabilities	284,592
5	Investment included in Total Assets	-
6	Turnover	151,666
7	Profit / (Loss) Before Taxation	5,646
8	Provision for Taxation	1,027
9	Profit / (Loss) After Taxation	4,619
10	Proposed Dividend	-



Auditors' Report on Consolidated Financial Statements

TO THE BOARD OF DIRECTORS OF JET AIRWAYS (INDIA) LIMITED

- 1 We have audited the attached Consolidated Balance Sheet of Jet Airways (India) Limited ("the Company") and its subsidiary (the Company and its subsidiary constitute "the Group") as at 31st March, 2010 and also the Consolidated Profit and Loss Account and the Consolidated Cash Flow Statement for the year ended on that date annexed thereto. These financial statements are the responsibility of the Company's Management and have been prepared on the basis of the separate financial statements and other financial information regarding components. Our responsibility is to express an opinion on these Consolidated Financial Statements based on our audit.
- 2 We conducted our audit in accordance with generally accepted auditing standards in India. These standards require that we plan and perform the audit to obtain reasonable assurance whether the financial statements are prepared, in all material respects, in accordance with an identified financial reporting framework and are free of material misstatements. An audit includes, examining on a test basis, evidence supporting the amounts and disclosures in the financial statements. An audit also includes assessing the accounting principles used and significant estimates made by management, as well as evaluating overall the financial statements. We believe that our audit provides a reasonable basis for our opinion.
- 3 The Financial statements of the subsidiary company, which reflects total assets of Rs. 87,728 lakhs as on 31st March, 2010 and total revenue of Rs. 161,943 lakhs and net cash Outflows of Rs. 383 lakhs for the year ended on that date are audited by M/s Chaturvedi and Shah, Chartered Accountants, one of the joint auditors of the Company.
- 4 We report that the consolidated financial statements have been prepared by the Company's Management in accordance with the requirements of Accounting Standard - 21 'Consolidated Financial Statements' (AS - 21) as notified under the Companies (Accounting Standards) Rules, 2006 and on the basis of separate audited financial statements of the Company and its subsidiary included in the consolidated financial statements.
- 5 Without qualifying our opinion, attention is invited to notes to Schedule "S"
 - a) note no. 5 regarding a claim against the Holding Company. The matter being sub-judice, it is not possible to determine the impact of the outcome at this stage,
 - b) note no. 8 (b) regarding no impairment required for Goodwill on Consolidation for the reasons stated therein, and
 - c) note no. 18 regarding adequacy of provision of Rs. 5,231 lakhs, to meet the repair cost of two grounded CRJ-200 aircraft of the subsidiary company. The matter being technical in nature, the auditors of the subsidiary company have placed reliance on the explanations provided by the management.



Auditors' Report on Consolidated Financial Statements (contd.)

- 6 Based on our audit and to the best of our information and according to the explanations given to us, we are of the opinion that the attached consolidated financial statements give a true and fair view in conformity with the accounting principles generally accepted in India
- a) in the case of the Consolidated Balance Sheet, of the state of affairs of the Group as at 31st March, 2010,
 - b) in the case of Consolidated Profit and Loss Account, of the loss of the Group for the year then ended, and
 - c) in the case of the Consolidated Cash Flow Statement, of the cash flows of the Group for the year then ended

FOR DELOITTE HASKINS & SELLS

CHARTERED ACCOUNTANTS

Registration No 117366W

R D KAMAT

PARTNER

M No 36822

Mumbai

20th May, 2010

FOR CHATURVEDI & SHAH

CHARTERED ACCOUNTANTS

Registration No 101720W

C. D. LALA

PARTNER

M No 35671



Consolidated Balance Sheet as at 31st March, 2010

	Schedule No	As at 31 st March, 2010 Rs in lakhs	As at 31 st March, 2009 Rs in lakhs
I SOURCES OF FUNDS			
1 Shareholders' Funds			
a) Share Capital Equity	A	8,633	8,633
		8,633	8,633
b) Reserves and Surplus	B	328,473	333,206
		337,106	341,839
2 Loan Funds			
a) Secured Loans	C	430,656	503,639
b) Unsecured Loans	D	997,383	1,159,761
		1,428,039	1,663,400
3 Deferred payments towards acquisition of wholly owned subsidiary company [Due within one year Rs 13,750 lakhs (Previous Year Rs 13,750 lakhs) Refer Note 5 (b) (i) of Schedule S]		13,750	27,500
Total		1,778,895	2,032,739
II APPLICATION OF FUNDS			
1 Fixed Assets	E		
a) Gross Block		1,801,102	1,884,498
b) Less Depreciation		355,580	255,016
c) Net Block		1,445,522	1,629,482
d) Capital Work-in-progress		33,345	65,709
		1,478,867	1,695,191
2 Goodwill on Consolidation (Refer Note 8 (b) of Schedule S)		187,239	187,239
3 Investments	F	10,000	10,000
4 Current Assets, Loans and Advances			
a) Inventories	G	69,752	69,631
b) Sundry Debtors	H	87,649	80,753
c) Cash And Bank Balances	I	82,640	146,620
d) Loans and Advances	J	150,591	132,425
		390,632	429,429
Less Current Liabilities and Provisions			
a) Current Liabilities	K	433,332	389,171
b) Provisions	L	18,661	22,081
		451,993	411,252
Net Current Assets		(61,361)	18,177
5 Profit & Loss Account Debit Balance		164,150	122,132
Total		1,778,895	2,032,739
Significant Accounting Policies and Notes to Accounts	S		

As per our attached report of even date

For DELOITTE HASKINS & SELLS

Chartered Accountants

R D Kamat
Partner

For CHATURVEDI & SHAH

Chartered Accountants

C D Lala
Partner

On behalf of the Board of Directors

Saroj K Datta
Director

Executive Director

Aman Mehta
I M Kadri
Yash Raj Chopra
Victoriano P Dungca

Directors

Monica Chopra

Company Secretary &
Sr General Manager - Legal

Mumbai
20th May, 2010

Mumbai
20th May, 2010


Consolidated Profit and Loss Account for the year ended 31st March, 2010

	Schedule No	Rs in lakhs	For the Year Ended 31 st March, 2010 Rs in lakhs	For the Year Ended 31 st March, 2009 Rs in lakhs
INCOME				
Operating Revenue	M		1,187,635	1,307,790
Non - Operating Revenue	N		36,171	37,096
Total			1,223,806	1,344,886
EXPENDITURE				
Employees Remuneration and Benefits	O		137,697	158,426
Aircraft Fuel Expenses			375,839	585,355
Selling & Distribution Expenses	P		109,772	120,403
Other Operating Expenses (including Maintenance, Airport Charges, etc)	Q		342,187	425,188
Aircraft Lease Rentals (Refer Note 20 of Schedule S)			115,908	104,286
Depreciation / Amortisation		101,640		94,942
Less Depreciation on amount added on Revaluation charged to Revaluation Reserve		4,733		4,733
Interest & Finance Charges	R		96,907 104,737	90,209 80,225
Total			1,283,047	1,564,092
(LOSS) BEFORE TAX AND EXCEPTIONAL ITEMS			(59,241)	(219,206)
Exceptional Items				
Excess Depreciation Reversal in respect of Earlier Years			-	91,587
CENVAT Credit (Refer Note 19 of Schedule S)			11,214	34,993
Marked to Market-Derivatives (Refer Note 4 of Schedule S)			7,045	(10,073)
(LOSS) BEFORE TAX			(40,982)	(102,699)
Tax Expenses				
Current Tax (Provision for Wealth Tax Rs 10 lakhs (Previous Year Rs 12 lakhs)			10	12
Deferred Tax			-	(8,054)
Fringe Benefit Tax			-	1,016
Reversal of MAT Credit Entitlement			-	468
Short Provision of Income Tax (Net) for Earlier Years			1,026	-
(LOSS) AFTER TAX			(42,018)	(96,141)
Balance Brought Forward			(122,132)	(19,190)
Less Adjustment on account of change in Policy for exchange difference			-	6,801
Balance Brought Forward after adjustment			(122,132)	(25,991)
BALANCE CARRIED TO BALANCE SHEET			(164,150)	(122,132)
Earnings per share of Rs 10 each (Refer Note 12 of Schedule S) Basic and Diluted (in Rupees)			(48.67)	(111.36)
Significant Accounting Policies and Notes to Accounts	S			

As per our attached report of even date

For DELOITTE HASKINS & SELLS
Chartered Accountants**R D Kamat**
Partner**For CHATURVEDI & SHAH**
Chartered Accountants**C D Lala**
Partner

On behalf of the Board of Directors

Saroj K Datta
Durban

Executive Director

Aman Mehta
I M Kadri
Yash Raj Chopra
Victoriano P Dungca

Directors

Monica ChopraCompany Secretary &
Sr General Manager - LegalMumbai
20th May, 2010Mumbai
20th May, 2010

Consolidated Cash Flow Statement for the year ended 31st March, 2010

	For the Year Ended 31 st March, 2010 Rs in lakhs	For the Year Ended 31 st March, 2009 Rs in lakhs
A Cash Flow from Operating Activities		
(Loss) before tax	(40,982)	(102,699)
Adjustments for		
Depreciation / Amortisation	96,907	90,209
Excess Depreciation Reversal in respect of Earlier Years	-	(91,587)
CENVAT Credit	(11,214)	(34,993)
Marked to Market - Derivatives	(7,045)	10,073
Provision for Stock Obsolescence	4,101	3,739
Loss / (Profit) on sale of Fixed Assets (Net)	169	(17,002)
Profit on sale of Investments / Dividend on Current Investments	(128)	(429)
Interest & Finance Charges	104,737	80,225
Interest on Income Tax Refund	(4,076)	-
Interest on Bank & Other Deposits	(5,146)	(4,063)
Excess Provision no longer required	(4,245)	(3,501)
Provision for doubtful debts no longer required written back	(4,187)	-
Provision for Leave Encashment & Gratuity	522	18
Exchange difference on translation (Net)	(5,759)	12,070
Provision for doubtful debts	1,475	4,020
Bad Debts written off	173	169
Inventory scrapped during the year	2,629	1,801
Operating profit before working capital changes	127,931	(51,950)
Changes in Inventories	(6,851)	(14,731)
Changes in Sundry Debtors	(7,237)	55,757
Changes in Loans & Advances	8,516	22,026
Changes in Current Liabilities and Provisions	51,954	(45,770)
Cash generated from operations	174,313	(34,668)
Direct Taxes paid	(7,429)	(8,297)
Net cash from operating activities	166,884	(42,965)
B Cash Flow from Investing Activities		
Purchase of Fixed Assets and Capital work-in-progress	(6,204)	(105,160)
Proceeds from sale of Fixed Assets	58	108,704
Purchase of Current Investments	(690,595)	(772,926)
Sale of Current Investments	690,719	764,197
Deferred Payment towards Investment	(13,750)	(13,750)
Changes in Fixed Deposits with Banks	36,501	(79,715)
Interest Received on Bank & Other Deposits	5,042	2,529
Dividend on Current Investment	4	193
Net cash used for investing activities	21,775	(95,928)



Consolidated Cash Flow Statement for the year ended 31st March, 2010 (contd)

	For the Year Ended 31 st March, 2010 Rs in lakhs	For the Year Ended 31 st March, 2009 Rs in lakhs
C Cash flows from Financing Activities		
Net (Decrease) / Increase in Short Term Loans	(9,081)	49,714
Proceeds from Long Term Loans during the year	58,000	260,917
Repayment of Long Term Loans during the year	(163,311)	(114,421)
Interest & Finance Charges	(101,849)	(87,783)
Dividend paid	(1)	-
Net cash from financing activities	(216,242)	108,427
Net change in cash (A+B+C)	(27,583)	(30,466)
Cash and cash equivalents at beginning of the year	38,981	69,447
Cash and cash equivalents at end of the year (Refer Note 1 & 2 below)	11,398	38,981

Note

- 1) Cash and Cash equivalents for the year ended March 31, 2010 includes unrealised Gain (Net) of Rs 879 lakhs [Previous Year unrealised Gain (Net) of Rs 1,854 lakhs] on account of translation of foreign currency bank balances
- 2) Fixed Deposits with banks with maturity period of more than three months including interest accrued thereon and Fixed Deposits under lien amounting to Rs 71,242 lakhs (Previous Year Rs 107,639 lakhs) are not included in Cash and Cash equivalents

As per our attached report of even date

For DELOITTE HASKINS & SELLS
Chartered Accountants

R D Kamat
Partner

For CHATURVEDI & SHAH
Chartered Accountants

C D Lala
Partner

On behalf of the Board of Directors

Saroj K Datta
Durban

Executive Director

Aman Mehta
I M Kadri
Yash Raj Chopra
Victoriano P Dungca

} Directors

Monica Chopra

Company Secretary &
Sr General Manager - Legal

Mumbai
20th May, 2010

Mumbai
20th May, 2010



Schedules to the Consolidated Balance Sheet as at 31st March, 2010

	Rs in lakhs	As at 31 st March, 2010 Rs in lakhs	As at 31 st March, 2009 Rs in lakhs
SCHEDULE A			
SHARE CAPITAL			
Authorized			
180,000,000 (Previous Year 180,000,000) Equity Shares of Rupees 10/- each		18,000	18,000
20,000,000 (Previous Year 20,000,000) Preference Shares of Rupees 10/- each		2,000	2,000
		<u>20,000</u>	<u>20,000</u>
Issued, Subscribed and Paid up			
Equity			
86,334,011 Equity Shares (Previous Year 86,334,011 shares) of Rs 10/- each fully paid up		8,633	8,633
Of the above Equity Shares			
69,067,205 Equity Shares held by the holding company, Tail Winds Limited & its nominee (Previous Year 69,067,205 Shares)			
Total		<u>8,633</u>	<u>8,633</u>
SCHEDULE B			
RESERVES AND SURPLUS			
Capital Reserve			
Balance as per Last Balance Sheet	*		
Nominal Value of investments in SITA received free of cost (See Note I 1 (a) of Schedule 'F' - Investments)	*		
* Rupees 2/- (Previous Year Rupees 2/-)		*	*
Capital Redemption Reserve			
Balance as per Last Balance Sheet		5,558	5,558
Share Premium			
Balance as per Last Balance Sheet		141,418	141,418
Revaluation Reserve			
Balance as per Last Balance Sheet	186,230		269,990
Add Created during the year	-		-
Less Adjustment / Reversal during the year on change in depreciation policy	-		79,027
Less Depreciation for the year on amount added on Revaluation transferred to Profit and Loss Account	4,733		4,733
		181,497	186,230
General Reserve			
Balance created in the earlier years	-		8,675
Less Adjustment on account of accounting for Exchange Difference (Net of Deferred Tax Nil (Previous Year Rs 6,801 lakhs))	-		8,675
		-	-
Total		<u>328,473</u>	<u>333,206</u>



Schedules to the Consolidated Balance Sheet as at 31st March, 2010 (contd)

	Rs in lakhs	As at 31 st March, 2010 Rs in lakhs	As at 31 st March 2009 Rs in lakhs
SCHEDULE C			
SECURED LOANS			
From Banks - Rupee Loans [(Including Interest Accrued and Due Rs 3,566 lakhs (Previous Year Nil))]		362,349	423,942
Of the above loans			
1 Bank Overdrafts Nil (Previous Year Rs 43,792 lakhs) are secured against Fixed Deposits			
2 Pre delivery loan Nil (Previous Year Rs 15,000 lakhs) is secured by first ranking security arrangement over the borrower's right and interests in the purchase agreement related to one Boeing 777-300 ER Aircraft with MSN No 35163 and charge on the said Aircraft			
3 Working Capital Loans Rs 181,388 lakhs (Previous Year Rs 155,775 lakhs) are secured by way of Inventories (excluding stored aircraft fuel), Debtors (excluding Credit Card Receivables) and Ground Support Vehicles (excluding trucks, jeeps and motor vehicles)			
4 Working Capital Loan of Subsidiary Company Rs 15,000 lakhs (Previous Year Rs 15,000 lakhs) are secured by hypothecation of Inventory, Book Debts and Other movable Current Assets and Corporate Guarantee of Jet Airways (India) Limited, the Holding Company)			
5 Loans against future Credit Card receivables Rs 162,395 lakhs (Previous Year Rs 184,375 lakhs) are secured by hypothecation of Credit Card Receivables, mortgage of immovable property situated at village Vadagaon, pari passu charge on the four simulators, charge on the Escrow of Lease Rentals, subservient to charge on Current Assets of the Company			
6 Loan against charge on the Escrow of Lease Rentals Nil (Previous Year Rs 10,000 lakhs)			
From Financial Institutions			
Foreign Currency Loan		68,307	79,697
1 Foreign Currency loan to the extent of Rs 36,428 lakhs (Previous Year Rs 41,150 lakhs) of Holding Company is Secured by Mortgage on leasehold land situated at Bandra-Kurla Complex			
2 Foreign Currency loan of Subsidiary Company Rs 31,879 lakhs (Previous Year Rs 38,547 lakhs) is Secured by Corporate Guarantee and pledge of 100% Equity Shares of the Company held by Jet Airways (India) Limited, the Holding Company			
Total		430,656	503,639
SCHEDULE D			
UNSECURED LOANS			
Short Term Loans			
From Banks (including Interest Accrued and Due Rs 258 lakhs (Previous Year Nil))		59,991	35,634
From Others			
Outstanding Hire Purchase / Finance Lease Installments [Installments due within one year Rs 100,132 lakhs (Previous Year-Rs 94,185 lakhs)]		937,392	1,124,127
Total		997,383	1,159,761



Schedules to the Consolidated Balance Sheet as at 31st March, 2010 (contd.)

SCHEDULE - E FIXED ASSETS

NATURE OF ASSETS	GROSS BLOCK (At Cost / Valuation)			DEPRECIATION / AMORTISATION			NET BLOCK	
	As at 01 04 2009	Additions / Adjustments during the Year	Deductions/ Adjustments	As at 31 03 2010	Upto 31 03 2009	For the Year Ended 31 03 2010	Upto 31 03 2010	As at 31 03 2010
OWNED TANGIBLE ASSETS								
FREEHOLD LAND	11	-	-	11	-	-	-	11
PLANT & MACHINERY	767	-	-	767	251	73	324	443
FURNITURE AND FIXTURES	4,996	195	43	5,148	3,011	401	3,382	1,766
ELECTRICAL FITTINGS	2,833	48	30	2,851	1,364	210	1,549	1,302
DATA PROCESSING EQUIPMENT	9,440	156	570	9,026	7,456	833	7,738	1,288
OFFICE EQUIPMENT	5,635	19	72	5,582	2,860	381	3,198	2,384
GROUND SUPPORT EQUIPMENT	7,204	67	96	7,175	4,072	441	4,438	2,737
VEHICLES	1,281	-	78	1,203	786	108	861	342
GROUND SUPPORT VEHICLES	8,965	91	277	8,779	6,240	847	6,825	1,954
SIMULATORS	22,187	-	-	22,187	8,388	2,212	10,600	11,587
LEASED \ OWNED ASSETS								
LEASEHOLD LAND	191,135	(4,722)	-	186,413	3,073	2,407	5,480	180,933
AIRCRAFT & SPARE ENGINE	497,692	5,758	131	503,319	119,979	28,644	148,572	354,747
(Narrow Body)								
AIRCRAFT & SPARE ENGINE	1,092,352	(97,464)	-	994,888	78,754	59,312	138,066	856,822
(Wide Body)	15,098	2,333	-	17,431	5,945	2,699	8,644	8,787
IMPROVEMENT ON LEASED AIRCRAFT	4,468	-	-	4,468	2,751	692	3,443	1,025
IMPROVEMENT ON LEASED PROPERTY								
INTANGIBLE ASSETS								
(Other than internally generated)								
SOFTWARE	5,087	1,195	6	6,276	3,318	1,210	4,524	1,752
LANDING RIGHTS	12,201	10,231	-	22,432	5,610	856	6,466	15,966
TRADEMARKS	3,146	-	-	3,146	1,156	314	1,470	1,676
TOTAL	1,884,498	(87,093)	1,303	1,801,102	255,016	101,640	355,580	1,445,522
PREVIOUS YEAR	1,666,865	392,295	174,662	1,884,498	255,595	94,942	255,016	1,629,482
CAPITAL WORK IN PROGRESS								
INCLUDING CAPITAL ADVANCES								
								65,709

NOTE

- 1) All the Aircraft (except one Aircraft) are acquired on Hire-purchase / Finance Lease basis. Such Aircraft are charged by the Hirers / Lessors against the financing arrangements obtained by them.
- 2) Additions to Leasehold land / Aircraft / Simulators / CWIP during the year include (Rs 120,661 lakhs) [Net] (Previous Year net of Rs 215,556 lakhs) on account of Exchange (-) Gain / Loss during the year and opening exchange difference (Refer Note 15 of Schedule 5).
- 3) (a) Leasehold Land was revalued on 31st March, 2008 with reference to current market prices, amount added on revaluation is Rs 148,119 lakhs, the revalued amount substituted for historical cost on 31st March, 2008 was Rs 184,500 lakhs.
- 3) (b) Narrow Body Aircraft were revalued on 31st March, 2008 with reference to current market prices, amount added on revaluation was Rs 118,133 lakhs, the revalued amount substituted for book value on 31st March, 2008 is Rs 346,396 lakhs.



Schedules to the Consolidated Balance Sheet as at 31st March, 2010 (contd)

				As at 31 st March, 2010 Rs in lakhs	As at 31 st March, 2009 Rs in lakhs
SCHEDULE F					
INVESTMENTS					
Unquoted					
I Long Term Investments - (At Cost)					
Trade Investments					
18 Shares (Previous Year-18 Shares) held with Societe Internationale de Telecommunications Aeronautiques (SITA S C) * [Rs 2/- (Previous Year Rs 2/-)]					
NOTES					
(a) These investments have been received free of cost from SITA SC for participation in their Computer Reservation System and have been accounted at a nominal value of Rs 2/- (Previous Year Rs 2/-) by crediting equivalent amount to Capital Reserve					
(b) The transfer of this investment is restricted to other Depository Certificate holders for e.g Air Transport members, etc					
Unquoted					
II Current Investments - Others					
Investments in Mutual Funds - (Debt Schemes)					
Schemes	As at 31 st March, 2010	As at 31 st March, 2009	Face Value / Unit		
	No of Units	No of Units			
Liquid Plan					
SBI - Magnum Insta Cash Fund - Cash Option	48,931,818	50,908,980		10,000	10,000
Market Value	As at 31 st March, 2010	As at 31 st March, 2009		10,000	10,000
	Rs in lakhs	Rs in lakhs	Rs 10.00		
Liquid Plan					
SBI - Magnum Insta Cash Fund - Cash Option	10,001	10,002			
	10,001	10,002			
Note The market price is based on the repurchase price declared by the respective funds					
Total				10,000	10,000



Schedules to the Consolidated Balance Sheet as at 31st March, 2010 (contd.)

	Rs in lakhs	As at 31 st March, 2010 Rs in lakhs	As at 31 st March, 2009 Rs in lakhs
SCHEDULE G			
INVENTORIES (At Lower of Cost or Net Realisable Value)			
i) Rotables, Consumable stores and tools	84,644		80,906
Less Provision for Obsolescence / Slow & Non-Moving items (Refer Note I (N) of Schedule S)	18,897		16,088
		65,747	64,818
ii) Fuel		281	182
iii) Other Stores Items	3,757		4,664
Less Provision for Slow & Non-Moving items (Refer Note I (N) of Schedule S)	33		33
		3,724	4,631
Total		69,752	69,631
SCHEDULE H			
SUNDRY DEBTORS			
(Unsecured)			
i) Debts (Outstanding for a period exceeding six months)	8,204		11,272
ii) Other Debts	82,885		78,676
	91,089		89,948
Less Provision for Doubtful Debts	3,440		9,195
		87,649	80,753
NOTE			
	As at March 31, 2010	As at March 31, 2009	
1) Considered good	87,649	80,753	
Considered doubtful	3,440	9,195	
	91,089	89,948	
2) Debtors include Rs 5,835 lakhs (Previous Year Rs 5,545 lakhs) due from private company in which the company's director is a director / member			
Total		87,649	80,753



Schedules to the Consolidated Balance Sheet as at 31st March, 2010 (contd)

	Rs in lakhs	As at 31 st March, 2010 Rs in lakhs	As at 31 st March, 2009 Rs in lakhs
SCHEDULE I			
CASH AND BANK BALANCES			
Cash on hand [includes cheques on hand Rs 428 lakhs (Previous Year Rs 61 lakhs)]		477	117
Balance with Scheduled banks			
i) In Current Account		3,024	17,531
ii) In Fixed Deposit Account [(Including interest accrued of Rs 2,322 lakhs (Previous Year Rs 2,238 lakhs) and margin deposit Rs 68,157 lakhs (Previous Year Rs 105,421 lakhs)]]		72,242	116,072
		75,743	133,720
Balance with other banks			
In Current Account			
i) Citibank N A, Johannesburg South Africa Maximum balance outstanding during the Year Rs 64 lakhs (Previous Year Rs 8 lakhs)	60		14
ii) National Bank of Kuwait (*Previous Year Rs 4,664.75) Maximum balance outstanding during the year Rs 1,099 lakhs (Previous Year Rs 561 lakhs)	118		-
iii) Barclays Business Premium GBP Account, UK Maximum balance outstanding during the Year Rs 6,569 lakhs (Previous Year Rs 4,134 lakhs)	1,257		45
iv) Barclays Bank - PLC - USD, UK Maximum balance outstanding during the Year Rs 4,954 lakhs (Previous Year Rs 9,989 lakhs)	274		-
v) HSBC CCF - Euro- Paris Maximum balance outstanding during the Year Rs 770 lakhs (Previous Year Rs 1,248 lakhs)	8		62
vi) Deutsche Bank AG - Euro - Frankfurt Maximum balance outstanding during the Year Rs 348 lakhs (Previous Year Rs 779 lakhs)	58		109
vii) Barclays Bank - PLC - GBP UK Maximum balance outstanding during the year Rs 16 lakhs (Previous Year Rs 38 lakhs)	16		4
viii) DBS Bank Ltd - SGD - Singapore Maximum balance outstanding during the Year Rs 802 lakhs (Previous Year Rs 2,208 lakhs)	319		543
ix) HSBC Bank - Brussels Maximum balance outstanding during the Year Rs 555 lakhs (Previous Year Rs 1,363 lakhs)	61		74
x) Barclays Bank - PLC - Euro Account, UK Maximum balance outstanding during the year Rs 416 lakhs (Previous Year Rs 1,064 lakhs)	66		28



Schedules to the Consolidated Balance Sheet as at 31st March, 2010 (contd)

	Rs in lakhs	As at 31 st March, 2010 Rs in lakhs	As at 31 st March, 2009 Rs in lakhs
xi) JP Morgan Chase Bank-EWR-USD Maximum balance outstanding during the Year Rs 277 lakhs (Previous Year Rs 121 lakhs)	37		-
xii) HSBC Bank Ltd Shanghai Maximum balance outstanding during the Year Rs 438 lakhs (Previous Year Rs 2,219 lakhs)	135		49
xiii) HSBC Bank Ltd - Disbursement Account - Dhaka *Rs 1993 91 Maximum balance outstanding during the Year Rs 7 lakhs (Previous Year Rs 58 lakhs)	-		58
xiv) ICICI Bank UK Ltd, UK Maximum balance outstanding during the Year Rs 217 lakhs (Previous Year Rs 890 lakhs)	30		41
xv) JP Morgan Chase Bank—Collection - Toronto Maximum balance outstanding during the Year Rs 443 lakhs (Previous Year Rs 1,637 lakhs)	207		183
xvi) HSBC Bank Ltd - Current Account - Dhaka Maximum balance outstanding during the Year Rs 1,913 lakhs (Previous Year Rs 4,183 lakhs)	395		1,423
xvii) HSBC Bank Ltd Bangkok Maximum balance outstanding during the Year Rs 650 lakhs (Previous Year Rs 946 lakhs)	90		269
xviii) Punjab National Bank - Hong Kong Maximum balance outstanding during the Year Rs 9,106 lakhs (Previous Year Rs 9,190 lac)	786		9,190
xix) HSBC Bank Ltd - Collection - Hongkong Maximum balance outstanding during the Year Rs 1,000 lakhs (Previous Year Rs 934 lakhs)	240		354
xx) HSBC Bank Ltd - Disbursement - Hongkong Maximum balance outstanding during the Year Rs 16 lakhs (Previous Year Rs 28 lakhs)	14		16
xxi) Bank of America - USD A/c, USA Maximum balance outstanding during the Year Rs 387 lakhs (Previous Year Rs 936 lakhs)	110		302
xxii) ING Brussels Maximum balance outstanding during the Year Rs 199 lakhs (Previous Year Rs 1,607 lakhs)	28		136
xxiii) Punjab National Bank-London-TRA- GBP Maximum balance outstanding during the Year Rs 1,805 lakhs (Previous Year N A)	2,136		-
xxiv) Punjab National Bank-Hongkong-TRA- EUR Maximum balance outstanding during the Year Rs 1,575 lakhs (Previous Year N A)	452		-
Total		6,897 82,640	12,900 146,620



Schedules to the Consolidated Balance Sheet as at 31st March, 2010 (contd)

	Rs in lakhs	As at 31 st March, 2010 Rs in lakhs	As at 31 st March, 2009 Rs in lakhs
SCHEDULE J			
LOANS AND ADVANCES			
(Unsecured unless otherwise stated and Considered Good)			
Advances Recoverable in Cash or in kind or for value to be Received			
- Considered Good	96,735		88,972
- Considered Doubtful	558		705
	97,293		89,677
Less Provision for Doubtful Advances	558		705
		96,735	88,972
Deposits with Airport Authorities & others			
- Considered Good	21,817		17,821
- Considered Doubtful	92		92
	21,909		17,913
Less Provision for Doubtful Advances	92	21,817	92
			17,821
Balances with Customs Authorities		15	1
Advance Tax & Tax deducted at Source (Net of Provisions)		32,024	25,631
Total		150,591	132,425
Note Deposits & Advances include Rs 3,136 (Previous Year Rs 3,385 lakhs) amount placed with private limited companies in which the company's director is a director / member			
SCHEDULE K			
CURRENT LIABILITIES			
Sundry Creditors			
Outstanding dues to Micro and Small Enterprises	30		113
Others	218,043		177,247
		218,073	177,360
Other Current Liabilities		112,609	127,364
Interest Accrued but not due on loans		3,018	3,954
Forward Sales (net) (Passenger / Cargo)		93,439	74,581
Balance with Banks - overdrawn as per books		6,179	5,896
Unclaimed Dividend *		12	13
Unclaimed Share Application Money *		2	3
*Note These figures do not include any amounts due and outstanding to be credited to the Investor Education & Protection Fund			
Total		433,332	389,171
SCHEDULE L			
PROVISIONS			
Wealth Tax		14	14
Gratuity		4,856	4,757
Leave Encashment / Compensated Absences		2,524	3,556
Others (Refer Note 14 of Schedule S)		11,267	13,754
Total		18,661	22,081



Schedules to the Consolidated Profit and Loss Account for the year ended 31st March, 2010

	Rs in lakhs	For the Year Ended 31 st March, 2010 Rs in lakhs	For the Year Ended 31 st March, 2009 Rs in lakhs
SCHEDULE M			
OPERATING REVENUE			
Passenger	1,002,171		1,170,934
Less Service Tax	5,979		6,240
		996,192	1,164,694
Excess Baggage		3,965	3,849
Cargo	91,846		100,606
Less Service Tax	2,392		3,555
		89,454	97,051
Revenue Leasing Operations		71,768	18,283
Other Revenue		26,256	23,913
Total		1,187,635	1,307,790
SCHEDULE N			
NON-OPERATING REVENUE			
Interest on Bank & Other Deposits		5,146	4,063
Tax Deducted at Source Rs 908 lakhs (Previous Year Rs 805 lakhs)			
Exchange difference (Net)		6,731	-
Profit on Sale and Lease back of Aircraft		-	15,730
Profit on Sale of Other Fixed Assets		-	2,088
Profit on Sale of Current Investments		124	236
Dividend on Current Investments		4	193
Provision for aircraft maintenance no longer required written back		2,157	2,706
Provision for Doubtful Debts no longer required written back		4,187	-
Other excess Provision written back		2,088	4,628
Other Income [including Interest on Income Tax Refund of Rs 4,076 lakhs (Previous Year Nil)]		15,734	7,452
Total		36,171	37,096
SCHEDULE O			
EMPLOYEES REMUNERATION AND BENEFITS			
(Includes Managerial Remuneration - Refer Note 7 of Schedule S)			
Salaries, Wages Bonus & Allowances		127,940	149,820
Contribution to Provident Fund & ESIC		3,655	3,968
Provision for Gratuity		501	9
Provision for Leave Encashment		21	9
Staff Welfare Expenses (Net)		5,580	4,620
Total		137,697	158,426



Schedules to the Consolidated Profit and Loss Account for the year ended 31st March, 2010 (contd)

	Rs in lakhs	For the Year Ended 31 st March, 2010 Rs in lakhs	For the Year Ended 31 st March, 2009 Rs in lakhs
SCHEDULE P			
SELLING & DISTRIBUTION EXPENSES			
Computerised Reservation System Cost		39,798	32,837
Commission		63,645	81,315
Others (Net)		6,329	6,251
Total		109,772	120,403
SCHEDULE Q			
OTHER OPERATING EXPENSES			
Aircraft Variable Rentals		22,963	36,060
Aircraft Insurance & Other Insurance		8,998	8,639
Landing, Navigation & Other Airport Charges		111,948	116,973
Aircraft Maintenance (including Customs Duty and Freight, where applicable)			
Component Repairs, Recertification, Exchange,			
Consignment Fees and Aircraft Overhaul (Net)	57,023		71,502
Lease of Aircraft Spares including Engine	7,443		9,422
Consumption of Stores & Spares (Net)	11,310		10,886
[including items scrapped / written off Rs 2,629 lakhs			
(Previous Year Rs 1,801 lakhs)]			
Provision for Spares Obsolescence	4,101		3,739
Inflight & Other Pax Amenities		79,877	95,549
Communication Cost		51,146	64,883
Travelling & Subsistence		5,120	6,525
Rent		16,733	27,665
Rates & Taxes		8,392	10,456
Repairs & Maintenance		181	175
- Leased Premises	148		620
- Others	3,044		3,755
Electricity		3,192	4,375
Director's Sitting Fees		2,038	2,241
Provision for Bad & Doubtful Debts		14	16
Bad Debts Written off		1,475	4,020
Exchange difference (Net) [Refer Note 15 of Schedule S]		173	169
Loss on scrapping of Aircraft Parts		-	20,305
Loss on scrapping Fixed Assets other than Aircraft Parts		43	337
Loss on sale of Fixed Assets other than Aircraft (Net)		97	
Miscellaneous Expenses (Including Professional Fees, Audit Fees,		29	478
Printing & Stationery, Cargo Handling and Bank Charges etc)		29,768	26,322
Total		342,187	425,188
SCHEDULE R			
INTEREST AND FINANCE CHARGES			
- On Fixed Loan	93,226		86,266
- Others	11,511		988
	104,737		87,254
Less Capitalised during the Year	-		7,029
		104,737	80,225
Total		104,737	80,225



Significant Accounting Policies and Notes forming part of Consolidated Accounts

SCHEDULE 'S'. SIGNIFICANT ACCOUNTING POLICIES AND NOTES FORMING PART OF CONSOLIDATED ACCOUNTS

I. SIGNIFICANT ACCOUNTING POLICIES

A BASIS OF PREPARATION OF FINANCIAL STATEMENTS

The accompanying consolidated financial statements of Jet Airways (India) Limited ("the Holding Company") and its wholly owned subsidiary viz Jet Lite (India) Limited (together "the Company / Group") are prepared under the historical cost convention, except certain Fixed Assets which are revalued, in accordance with the generally accepted accounting principles applicable in India, the provisions of the Companies Act, 1956 and the applicable accounting standards, to the extent possible in the same format as that adopted by the Holding Company for its separate financial statements

The financial statements of Subsidiary used in the consolidation are drawn upto the same reporting date as that of the Holding Company, viz 31st March, 2010

B. PRINCIPLES OF CONSOLIDATION

- (i) The financial statements of the Holding Company and its Subsidiary Company have been consolidated on a line-by-line basis by adding together the book value of like items of assets, liabilities, income and expenses, after fully eliminating intra-group balances and intra-group transactions and the unrealised profits / losses
- (ii) The consolidated financial statements have been prepared using uniform accounting policies for like transactions and other events in similar circumstances and are presented, to the extent possible, in the same manner as the Holding Company's separate financial statements
- (iii) The excess of cost of investment in the Subsidiary Company over the Holding Company's portion of the equity of the Subsidiary Company at the date of investment made is recognized in the financial statements as Goodwill

C USE OF ESTIMATES

The preparation of financial statements in conformity with generally accepted accounting principles requires estimates and assumptions to be made that affect the reported amount of assets and liabilities on the date of the financial statements and the reported amount of revenue and expenses during the reporting period. Differences between the actual results and estimates are recognised in the period in which the results are known / materialised

D REVENUE RECOGNITION

- a) Passenger and Cargo income is recognised on flown basis, i.e. when the service is rendered
- b) The sale of tickets / airway bills (sales net of refunds) are initially credited to the "Forward Sales Account". Income recognised as indicated above is reduced from the Forward Sales Account and the balance net of commission and discount thereon is shown under Current Liabilities
- c) The unutilized balances in Forward Sales Account are recognized as income based on historical statistics, data and management estimates and considering Company's refund policy
- d) Lease income including Variable rentals on the Aircraft given on operating lease is recognized in the Profit and Loss account on an accrual basis over the period of lease

E EXPORT INCENTIVE

Export incentive available under prevalent scheme is accrued in the year when the right to receive credit as per the terms of the scheme is established in respect of exports made and are accounted to the extent there is no significant uncertainty about the measurability and ultimate utilization of such duty credit

F COMMISSION

As in the case of revenue, the commission paid / payable on sales including any over-riding commission is recognised only on flown basis



Significant Accounting Policies and Notes forming part of Consolidated Accounts (contd)

G EMPLOYEE BENEFITS

- a) **Defined Contribution plan** Company's contribution paid / payable for the year to defined contribution schemes are charged to Profit and Loss Account
- b) **Defined Benefit and Other Long Term Benefit plan** Company's liabilities towards defined benefit plans and other long term benefit plans are determined using the Projected Unit Credit Method. Actuarial valuations under the Projected Unit Credit Method are carried out at the balance sheet date. Actuarial gains and losses are recognised in the Profit and Loss account in the period of occurrence of such gains and losses. Past service cost is recognised immediately to the extent of benefits are vested, otherwise it is amortised on straight-line basis over the remaining average period until the benefits become vested.

The employee benefit obligation recognised in the balance sheet represents the present value of the defined benefit obligation as adjusted for unrecognised past service cost.

- c) **Short Term Employee Benefits**

Short term employee benefits expected to be paid in exchange for the services rendered by employees are recognised undiscounted during the period employee renders services.

H FIXED ASSETS

- a) **TANGIBLE ASSETS**

Owned tangible fixed assets are stated at cost and includes amount added on revaluation less accumulated depreciation and impairment loss, if any. All costs relating to acquisition and installation of fixed assets upto the time the assets get ready for their intended use are capitalised.

The cost of improvements to Leased Properties as well as customs duty / modification cost incurred on aircraft taken on operating lease have been capitalised and disclosed appropriately.

Capital Work in progress comprises advances paid to acquire fixed assets and the cost of fixed assets not ready for their intended use as at the reporting date of the financial statements.

- b) **INTANGIBLE ASSETS**

Intangible assets are recognized only if acquired and it is probable that the future economic benefits that are attributable to the assets will flow to the enterprise and the cost of assets can be measured reliably. The intangible assets are recorded at cost and are carried at cost less accumulated amortisation and accumulated impairment losses, if any.

- c) **ASSETS TAKEN ON LEASE**

- i) **Operating Lease** Rentals are expensed with reference to the Lease Term and other considerations.
- ii) **Finance Lease / Hire Purchase** The lower of the fair value of the assets and the present value of the minimum lease rentals is capitalised as Fixed Assets with corresponding amount shown as Lease Liability (Outstanding Hire Purchase / Finance Lease Installments). The principal component of the lease rentals is adjusted against the leased liability and interest component is charged to the Profit and Loss Account.

I IMPAIRMENT OF ASSETS

An asset is treated as impaired when the carrying cost of assets exceeds its recoverable value. An impairment loss, if any, is charged to the Profit and Loss Account in the year in which an asset is identified as impaired. The impairment loss recognised in prior accounting periods is reversed if there has been a change in the estimate of recoverable amount.



Significant Accounting Policies and Notes forming part of Consolidated Accounts (contd)

J DEPRECIATION / AMORTISATION.

- a) Depreciation on tangible fixed assets has been provided at the rates and in the manner prescribed under the schedule XIV to the Companies Act, 1956 on Written Down Value method, other than Narrow and Wide Body aircraft which are depreciated on Straight Line method. Expenditure incurred on improvements of assets acquired on operating lease is written off evenly over the balance period of the lease. Premium on leasehold land is amortised over the period of lease.
- b) On amounts added on revaluation, depreciation is charged over the residual life and the additional charge of depreciation is withdrawn from the Revaluation Reserve.
- c) Intangible assets are amortised on straight line basis as follows:
 - i) Landing Rights acquired are amortised over a period not exceeding 20 years. Amortization period exceeding 10 years is applied considering industry experience and expected asset usage.
 - ii) Trademarks are amortised over 10 years.
 - iii) Computer Software is amortised over a period not exceeding 36 months.

K INVESTMENTS

Current Investments are carried at lower of cost and quoted / fair value. Long Term Investments are stated at cost. Provision for diminution in the value of long term investments is made only if such a decline is other than temporary.

L BORROWING COSTS

Borrowing costs attributable to the acquisition or construction of a qualifying asset are capitalised as part of the cost of such assets. A qualifying asset is one that necessarily takes substantial period of time to get ready for intended use. All other borrowing costs are recognised as an expense in the period in which they are incurred.

M FOREIGN CURRENCY TRANSACTIONS / TRANSLATION

- a) Transactions in foreign currencies are recorded at the exchange rates prevailing on the date of transaction. Monetary items are restated at the period-end rates.
- b) In case of holding company the exchange difference between the rate prevailing on the date of transaction and on the date of settlement / restatement (other than those relating to long term foreign currency monetary items) is recognized as income or expense, as the case may be. Exchange differences relating to long term foreign currency monetary items, to the extent they are used for financing the acquisition of fixed assets are added to or subtracted from the cost of such fixed assets and in other cases accumulated in 'Foreign Currency Monetary Item Translation Difference Account' and amortized over the balance term of the long term monetary item or 31st March, 2011 whichever is earlier.
- c) In case of subsidiary company the exchange difference between the rate prevailing on the date of transaction and on the date of settlement as also on translation of monetary items at the end of the year including those relating to long term foreign currency monetary items is recognised as income or expense, as the case may be.
- d) In case of forward exchange contracts entered into to hedge the foreign currency exposure in respect of monetary items, the difference between the exchange rate on the date of such contracts and the year end rate is recognized in the Profit and Loss Account. Any profit / loss arising on cancellation of forward exchange contract is recognized as income or expense of the year. Premium / discount arising on such forward exchange contracts is amortised as income / expense over the life of contract.

N INVENTORIES

Inventories are valued at cost or Net Realisable Value (NRV) whichever is lower. Cost of inventories comprises of all costs of purchase and other incidental cost incurred in bringing them to present location and condition. Cost is determined using the Weighted Average formula. In respect of reusable items such as rotables, galley equipment and tooling etc., NRV takes into consideration provision for obsolescence and wear and tear based on the estimated useful life of the aircraft derived from Schedule XIV of the Companies Act, 1956 and also provisioning for non-moving / slow moving items.



Significant Accounting Policies and Notes forming part of Consolidated Accounts (contd.)

O AIRCRAFT MAINTENANCE AND REPAIRS COST

Aircraft Maintenance, Auxiliary Power Unit (APU) and Engine maintenance and repair costs are expensed on incurrance as incurred except with respect to Engines / APU which are covered by third party maintenance agreement and these are accounted in accordance with the relevant terms

P TAXES

Provision for current tax is made after taking into consideration benefits admissible under the provisions of the Income Tax Act, 1961

Deferred tax resulting from "timing differences" between book and taxable profit is accounted for using the tax rates and laws that have been enacted or substantively enacted as on the balance sheet date. The deferred tax asset is recognised and carried forward only to the extent that there is a reasonable / virtual certainty, as the case may be, that the asset will be realised in future

Fringe Benefit Tax is recognized in accordance with the relevant provisions of the Income Tax Act, 1961 and the Guidance note on Fringe Benefit Tax issued by the Institute of Chartered Accountants of India (ICAI)

Q SHARE ISSUE EXPENSES

Issue Expenses are adjusted against the Share Premium Account

R SALE AND LEASE BACK TRANSACTION

Profit or loss on sale and lease back arrangements resulting in operating leases are recognized, in case the transaction is established at fair value, else the excess over the fair value is deferred and amortized over the period for which the asset is expected to be used

S ACCOUNTING FOR DERIVATIVE INSTRUMENTS.

Interest Rate Swaps, Currency Option, Currency Swaps and other products, entered into by the Company for hedging the risks of foreign currency exposure (including interest rate risk) are marked to market and losses, if any is accounted based on the principles of prudence as enunciated in Accounting Standard 1 (AS-1) "Disclosure of Accounting Policies"

T. PROVISIONS, CONTINGENT LIABILITIES AND CONTINGENT ASSETS.

Provisions involving a substantial degree of estimation in measurement are recognised when there is a present obligation as a result of past events and it is probable that there will be an outflow of resources. Contingent Liabilities are not recognised but are disclosed in the notes. Contingent Assets are neither recognised nor disclosed in the financial statements

II NOTES TO ACCOUNTS

- The consolidated financial statements present the consolidated accounts of Jet Airways (India) Limited with the following subsidiary

Name of the Subsidiary Company	Country of Incorporation	Extent of Holding as on 31 st March, 2010
Jet Lite (India) Limited	India	100%

- Estimated amount of Contracts remaining to be executed on capital account net of advances, not provided for.

Tangible Assets	Rs 1,390,286 lakhs (Previous Year Rs 1,618,788 lakhs)
-----------------	---



Significant Accounting Policies and Notes forming part of Consolidated Accounts (contd)

3 CONTINGENT LIABILITIES

- a) Income Tax demands which are under appeals and Others Rs 85,705 lakhs (Previous Year Rs 103,570 lakhs)
- b) Service Tax demands which are under appeals and Others Rs 113,563 lakhs (Previous Year Rs 78,674 lakhs)
- c) Sales Tax demands which are under appeals Rs 6 lakhs (Previous Year Rs 6 lakhs) and the same has been deposited with the authorities
- d) Claims against the Company, pending Civil and Consumer suits of Rs 6,536 lakhs (Previous Year Rs 5,149 lakhs)
- e) Inland Air Travel Tax demands which are under appeal Rs 426 lakhs (Previous Year Rs 473 lakhs) against which the amount of Rs 105 lakhs (Previous Year Rs 117 lakhs) is deposited with the Authorities
- f) Claims for Octroi amounts to Rs 2,899 lakhs (Previous Year Rs 2,899 lakhs)
- g) Disputed claims against the company towards Ground Handling charges amount to Rs 5,738 lakhs (Previous Year Rs 5,477 lakhs)
- h) Letters of Credit outstanding are Rs 96,735 lakhs (Previous Year Rs 86,780 lakhs) and Bank Guarantees outstanding are Rs 99,570 lakhs (Previous Year Rs 95,134 lakhs)
- i) Claims against the Company not acknowledged as debt Rs 63,708 lakhs (Previous Year Rs 63,708 lakhs) claim filed by erstwhile selling shareholders of Sahara Airlines Limited - Refer note no 5 (a) for details

The Company is a party to various legal proceedings in the normal course of business and does not expect the outcome of these proceedings to have any adverse effect on its financial conditions, results of operations or cash flows

4 DISCLOSURE ON DERIVATIVES

- a) The Holding Company has entered into certain derivative contracts viz interest rate swaps (IRS), currency options, IRS cum currency swaps, etc in order to hedge and manage its foreign currency exposures towards future export receivables and foreign currency borrowings. Such derivative contracts which are in the nature of firm commitments and highly probable forecast transactions are entered into by the Company for hedging purposes only and does not use the same for trading or speculation purposes

Nominal amounts of derivatives contracts entered into by the Company and outstanding as on 31st March, 2010 amount of Rs 126,036 lakhs (Previous Year Rs 165,638 lakhs). The category-wise break-up thereof is as under

Amount (Rs in lakhs)

Particulars	2009-10		2008-09	
	No of Contracts	Amount	No of Contracts	Amount
Interest Rate Swaps	3	106,413	3	120,206
Currency Options	1	12,123	1	18,259
Currency Swaps	-	-	1	12,173
IRS cum Currency Swaps	1	7,500	2	15,000

The Holding Company, based on the Announcement of The Institute of Chartered Accountants of India "Accounting for Derivatives" along with the principles of prudence as enunciated in Accounting Standard (AS-1) "Disclosure of Accounting Policies" the Company has accounted for outstanding derivative contracts at fair values as at the balance sheet date

On that basis, the fair value of the derivative instruments as at 31st March, 2010 aggregating to Rs 7,045 lakhs has been credited (Previous Year Rs 10,073 lakhs has been debited) to the Profit and Loss Account and disclosed as exceptional item in the current year. The charge on account of derivative losses has been computed on the basis of MTM values based on the confirmations from the counter parties



Significant Accounting Policies and Notes forming part of Consolidated Accounts (contd.)

- b) The foreign currency exposures that have not been hedged by any derivative instrument or otherwise as on 31st March, 2010 are as follows

Particulars	INR Equivalent (Rs in lakhs)	USD Equivalent (USD in lakhs)
Current Assets	57,798 (98,334)	1,288 (1,979)
Current Liabilities	115,829 (111,299)	2,580 (2,225)
Interest accrued but not due on Loans	2,752 (3,745)	61 (74)
Long Term Loans for purchase of Aircraft*	734,339 (904,823)	16,355 (17,840)
Other Loans payable	68,307 (79,697)	1,521 (1,670)

(Figures in brackets indicate 31st March, 2009 figures)

*Includes Loans payable after 5 years – Rs 430,591 lakhs (Previous year Rs 585,847 lakhs)

- 5 a) The Company has equity and preference investments aggregating to Rs 164,500 lakhs in Jet Lite (India) Limited, a wholly owned subsidiary, and an amount of Rs 68,207 lakhs advanced as interest free loan as on 31st March, 2010. The said subsidiary has improved its financial position by earning a profit for the year ending 31st March 2010, however, the Company continues to show a negative net-worth. A reputed valuer has recently valued the equity interest in the subsidiary based on its business plans, which supports the carrying value of such investment and loan outstanding. The Company continues to provide financial support to subsidiary's operations to further such business plans and expects improved performance in the future. Accordingly, the financial statements of the subsidiary company have been prepared on "Going Concern" basis and no provision is considered necessary at this stage in respect of its investments and loans outstanding from the said subsidiary company at the year end.

- b) (i) In the year 2007-08, the Company acquired 100% shares of Sahara Airlines Limited (SAL) (Now known as Jet Lite (India) Limited) as per Share Purchase agreement with erstwhile shareholders of SAL ("Selling Shareholders") and 'Consent Terms and Consent Award' for a lump-sum price of Rs 146,500 lakhs, out of which, Rs 91,500 lakhs was paid on or before the acquisition date. The balance Rs 55,000 lakhs was payable in four interest free annual equal installments commencing on or before 30th March, 2008. Out of Rs 55,000 lakhs, two annual installments aggregating Rs 18,792 lakhs have been paid after deducting Rs 8,708 lakhs, which the Company had paid to income tax department in respect of demands on SAL for periods prior to the execution of the Share Purchase Agreement. The installment due on or before 30th March, 2010 for Rs 13,750 lakhs has been deposited with the registry of Bombay High Court as per the order passed by the Honorable Bombay High Court.

Balance installment payable of Rs 13,750 lakhs as on 31st March, 2010 has been disclosed under the separate head "Deferred payment liability towards Investment in wholly owned subsidiary company".

Aggrieved by such deduction from 1st and 2nd installments due under the Consent Terms and Consent Award dated 12th April, 2007, the Selling Shareholders on 30th March, 2009 filed an Execution Application for recovery of an amount of Rs 99,958 lakhs. The claim by Selling Shareholders of Rs 99,958 lakhs includes acceleration of three installments each of Rs 13,750 lakhs plus deduction of Rs 3,708 lakhs made from 1st installment paid in March, 2008 and demanding further Rs 55,000 lakhs towards increase in lump-sum purchase consideration for the breach of the Consent Terms in payment of installments by the Company after deducting tax dues of earlier years of SAL.



Significant Accounting Policies and Notes forming part of Consolidated Accounts (contd.)

- (b) (ii) The Proceedings adopted by SAL are being resisted by Jet Airways (India) Limited. Further, Jet Airways (India) Limited has taken execution proceedings against Selling Shareholders to recover amounts aggregating Rs. 82,102 lakhs (net of Rs. 8,708 lakhs deducted in (i) above) due to it pursuant to Selling Shareholders' obligation to indemnify the Holding Company for income tax demands raised on Jet Lite (India) Limited for the assessment years prior to the Effective Date of the Share Purchase Agreement / Consent Terms and Consent Award by which SAL shares were acquired. In terms of the undertaking given by the Company to the Honorable High Court, the Company will not create any further encumbrance, alienate or transfer their movable and immovable assets and properties in any manner, without the consent of the court. The matter is subjudice at Honorable High Court of Bombay.

The management, at this stage is confident that no loss will arise to the Company for which a provision is currently necessary.

6 EMPLOYEE BENEFITS

a) Defined Contribution plan

The Company makes contributions at a specified percentage of payroll cost towards Employees Provident Fund (EPF) for qualifying employees.

The Company recognised Rs. 3,519 lakhs (Previous Year Rs. 3,858 lakhs) for provident fund contributions in the Profit and Loss Account.

b) Defined Benefit plans

The Company provides the annual contributions as a non-funded defined benefit plan for qualifying employees.

The gratuity scheme provides for payment to vested employees as under:

- i) On Normal retirement / early retirement / withdrawal / resignation
As per the provisions of Payment of Gratuity Act, 1972 with vesting period of 5 years of service.
- ii) On death while in service
As per the provisions of Payment of Gratuity Act, 1972 without any vesting period.

The most recent actuarial valuation of plan assets and the present value of the defined benefit obligation for gratuity were carried out at 31st March, 2010 by an actuary. The present value of the defined benefit obligations and the related current service cost and past service cost, were measured using the Projected Unit Credit Method.

The following table sets out the status of the gratuity plan and the amounts recognised in the Company's financial statements as at 31st March, 2010.

Amount (Rs. in Lakhs)

Sr. No	Particulars	Gratuity (Non-Funded) as on	
		31 03 2010	31 03 2009
i)	Reconciliation of defined benefit obligation (DBO)		
	DBO at the beginning of the year	4,757	5,200
	Current Service Cost	774	1,007
	Interest Cost	368	416
	Actuarial (gain) / losses	(642)	(1,593)
	Benefits paid	(401)	(273)
	DBO at end of the year (Net liability recognized in the Balance sheet)	4,856	4,757



Significant Accounting Policies and Notes forming part of Consolidated Accounts, (contd)

Amount (Rs in Lakhs)

Sr No	Particulars	Gratuity (Non-Funded)	
		As on 31 03 2010	As on 31 03 2009
II)	Net cost for the year ended 31st March, 2010:		
	Current Service cost	774	1,007
	Interest cost	368	416
	Actuarial (gain) / losses	(642)	(1,593)
	Net cost	500	(170)
III)	Fair Value of Planned Assets	Nil	Nil
IV)	Experience Adjustment on actuarial (Gain) / Loss:		
	Plan Liabilities (gain) / loss	(466)	*
	Plan Assets (gain) / loss	Nil	*
V)	Assumption used in accounting for the gratuity plan.		
	Discount rate (%)	8%	7.75 %
	Salary escalation rate (%)	5%	5 %

The present value of defined benefit obligation was Rs 5,200 lakhs as on 31st March, 2008 and Rs 3,603 lakhs as on 31st March, 2007

The fair value of planned assets was Nil as on 31st March, 2008 and Nil as on 31st March, 2007

The Subsidiary Company has adopted the Accounting Standard – 15 (AS-15) (Revised 2005) with effect from 1st April, 2007. Upto 31st March, 2007, the Company had been contributing into a Gratuity Fund Trust administered by the erstwhile management

*The details of the Experience adjustments arising on account of plan assets and liabilities as required by paragraph 120(n)(ii) of AS - 15 (Revised) on "Employee Benefits" of previous financial years are not available in the valuation report for the financial year 2006-07, 2007-08, 2008-09 and hence, are not furnished

The estimates of rate of escalation in salary considered in actuarial valuation, takes into account inflation, seniority, promotion and other relevant factors including supply and demand in the employment market

c) Other Long Term Employee Benefits

The Leave Encashment reversal for the year ended 31st March, 2010, based on actuarial valuation carried out using the Projected Accrued Benefit Method, amounting to Rs 600 lakhs (Previous Year Rs 159 lakhs) has been recognized in the Profit and Loss Account

7 MANAGERIAL REMUNERATION

Amount (Rs in lakhs)

Sr No	Particulars	2009-10	2008-09
(i)	Salary and Allowances*	102	90
(ii)	Contribution to Provident Fund and Provision for Gratuity*	5	4
(iii)	Perquisites*	20	Nil
	Total	127	94

* Included under the head "Employees Remuneration and Benefits" (refer Schedule - O)

Note

The remuneration reported above excludes charge for gratuity fund and compensated absences since the same is ascertained on an aggregated basis for the Holding Company as a whole by way of actuarial valuation and separate values attributable to directors are not ascertained



Significant Accounting Policies and Notes forming part of Consolidated Accounts (contd)

- 8 a) The Airline Industry has been adversely affected in the recent past by the general economic slowdown. This coupled with weak Indian Rupee and high fuel cost had significantly impacted the performance and cash flows of the Group. The management is continuously implementing initiatives directed towards improving operating profits through cost control, route rationalization, leasing out Aircraft etc. and the Group has achieved improved operating performance in the last two quarters and have made cash profit during the year. The Group is exploring options of raising finances to meet its various short term and long term obligations. The Group expects that such measures would result in sustainable cash flows and, accordingly, continues to presenting these financial statements on a going concern basis, which contemplates the realisation of assets and settlement of liabilities in the normal course of business.
- b) Further in view of the indications of a potential impairment as stated in (a) above management has estimated recoverable amount of its recognized assets including the goodwill on consolidation of Rs 187,239 lakhs. On the basis of this assessment, there is no impairment that needs to be recognized.

9 SEGMENT REPORTING

a) Primary Segment: Geographical Segment

The Company, considering its higher level of international operations and present internal financial reporting based on geographic segment, has identified geographic segment as primary segment.

The geographic segment consists of

- Domestic (air transportation within India)
- International (air transportation outside India)

Revenue and expenses directly attributable to segments are reported based on items that are individually identifiable to the respective segments, while the remainder of the expenses are categorized as unallocated which are mainly employee remuneration and benefits, other selling and distribution expenses, other operating expenses, aircraft lease rentals, depreciation / amortization and interest, since these are not specifically allocable to specific segments as the underlying assets / services are used interchangeably. The Company believes that it is not practical to provide segment disclosures relating to these revenue and expenses, and accordingly these expenses are separately disclosed as "unallocated" and directly charged against total revenues.

The Company believes that it is not practical to identify fixed assets used in the Company's business or liabilities contracted, to any of the reportable segments, as the fixed assets are used interchangeably between segments. Accordingly, no disclosure relating to total segment assets and liabilities are made.

Amount (Rs. in lakhs)

Particulars	Domestic	International	Total
Passenger and Cargo Revenue (Including Excess Baggage)	5,56,743 (672,874)	604,636 (611,003)	1,161,379 (1,283,877)
Segment result	299,028 (296,737)	318,741 (212,173)	617,769 (508,910)
Less Un-allocable expenses			634,700 (708,900)
Add Un-allocable revenue			80,686 (177,516)
(-) Loss before Interest and tax			63,755 (-22,474)
Less Interest and Finance Charges			104,737 (80,225)
(-) Loss before tax			(-) 40,982 (-102,699)
Less (-) Tax Benefits			1,036 (-6,558)
(-) Loss after tax			(-) 42,018 (-96,141)

(Figures in brackets indicate 31st March, 2009 figures)



Significant Accounting Policies and Notes forming part of Consolidated Accounts (contd)**b) Secondary Segment Business Segment**

The Company operates into two business segments viz Air Transportation and Leasing of Aircraft and identified the same as secondary segment to be reported considering the requirement of Accounting Standard - 17 on "Segment Reporting" issued by the Institute of Chartered Accountants of India and is disclosed as under

Amount (Rs in lakhs)

Particulars	Air Transportation	Leasing of Aircraft	Total
i) Segment Revenue from external customers	943,273 (1,108,343)	71,768 (18,283)	1,015,041 (1,126,626)
ii) Total carrying amount of Segment Assets	1,786,058 (2,008,205)	239,614 (285,876)	2,025,672 (2,294,081)
iii) Total cost incurred during the period to acquire Segment Assets those are expected to be used for more than one period	38,686 (48,106)	- (-)	38,686 (48,106)

* Excludes exchange gain/loss

(Figures in brackets indicate 31st March, 2009 figures)

10 RELATED PARTY TRANSACTIONS

As per Accounting Standard - 18 on "Related Party Disclosures", the disclosure of transactions with the related party as defined in the Accounting Standard are given below

a) List of Related Parties with whom transactions have taken place and Relationships .

Sr No.	Name of the related party	Nature of relationship
(1)	Tail Winds Limited	Holding Company
(2)	Naresh Goyal	Controlling Shareholder of Holding Company
(3)	Anita Goyal	Relative of controlling shareholder of Holding Company
(4)	Saroj K Datta	Key Managerial Personnel
(5)	Jetair Private Limited	Enterprises over which controlling shareholder of Holding Company and his relatives are able to exercise significant influence directly or indirectly
(6)	Jet Airways LLC	
(7)	Trans Continental e Services Private Limited	
(8)	Jet Enterprises Private Limited	
(9)	Jet Airways of India Inc	
(10)	India Jetairways Pty Limited	
(11)	Jet Airways Europe Services NV	
(12)	Jetair Tours Private Limited	



Significant Accounting Policies and Notes forming part of Consolidated Accounts (contd)

b) Transactions during the year ended 31st March, 2010 and balances with related parties

- i) Remuneration includes remuneration to Mrs Anita Goyal, relative of controlling shareholder of Holding Company Rs 128 lakhs (Previous Year Rs 156 lakhs) and to Mr Saroj K Datta, Key Managerial Personnel Rs 127 lakhs (Refer Note 7 of schedule S) (Previous Year Rs 94 lakhs)
- ii) Enterprises over which controlling shareholder of Holding Company and his relatives are able to exercise significant influence

Amount (Rs in lakhs)

Jetair Private Limited	
<i>Transactions During the Year</i>	
- Agency Commission	3,271 (4,168)
- Travelling Expenses	1 (13)
- Rent Paid (including Service Tax)	141 (153)
- ORC Commission	36 (-)
- Expenses Reimbursed (Staff Costs, Communication Costs, Rent)	165 (1,853)
- Reimbursement (Received)	Nil ((-) 11)
- Rent Received	(-) 35 ((-) 68)
Closing Balance as on 31st March, 2010	
- Deposits and Advances	352 (332)
- Sundry Debtors	5,835 (5,545)
- Sundry Creditors	543 (1)
Jet Airways LLC	
<i>Transactions During the Year</i>	
- Agency Commission	7,945 (8,746)
- Reimbursement of Expenses (Staff Costs, Communication Costs, Rent)	422 (590)
Closing Balance as on 31st March, 2010	
- Deposits and Advances	11 (-)
- Sundry Creditors	5,935 (2,274)



Significant Accounting Policies and Notes forming part of Consolidated Accounts (contd)

Amount (Rs in lakhs)

Trans Continental e Services Private Limited	
Transactions During the Year	
- Other Selling and Distribution Cost	2,688 (628)
Closing Balance as on 31 st March, 2010	
- Other Deposit	584 (853)
- Sundry Creditors	332 (Nil)
Jet Enterprises Private Limited	
Transactions During the Year	
- Rent Paid (Including Service Tax)	61 (65)
Closing Balance as on 31 st March, 2010	
- Deposits for Leased Premises	2,200 (2,200)
- Sundry Creditors	1 (Nil)
Jet Airways of India Inc	
Transactions During the Year	
- Agency Commission	2,113 (2,493)
- Reimbursement of Expenses (Staff Costs, Communication Costs, Rent)	1,394 (1,852)
Closing Balance as on 31 st March, 2010	
- Advances	1 (1,167)
- Sundry Creditors	2,123 (107)
India Jetairways Pty Limited	
Transactions During the Year	
- Agency Commission	- (17)
Closing Balance as on 31 st March, 2010	
- Advances	16 (Nil)
- Sundry Creditors	Nil (Nil*)



Significant Accounting Policies and Notes forming part of Consolidated Accounts (contd)

Jet Airways Europe Services N.V.	
Transactions During the Year	
- Reimbursement of Expenses (Staff Costs, Communication Costs, Rent)	2,059 (4,044)
- Service Charges	75 (88)
Closing Balance as on 31 st March, 2010	
- Sundry Creditors	147 (540)
Jetair Tours Pvt Ltd	
Transactions During the Year	
- Reimbursement of Expenses	- (1)

(Figures in brackets indicate 31st March, 2009 figures)

- 11 The Company has entered into Finance and Operating Lease agreements. As required under the Accounting Standard 19 on 'Leases', the future minimum lease payments on account of each type of lease are as follows

a) **Finance Leases / Hire Purchase**

Amount (Rs in lakhs)

Aircraft	Future Minimum Lease Payments	Present Value of Future Minimum Lease Payments As at 31 03 2010	Finance Charges
Less than 1 year	132,284 (142,399)	100,132 (94,185)	32,152 (48,214)
Between 1 and 5 years	489,494 (579,018)	406,669 (438,266)	82,825 (140,752)
More than 5 years	461,552 (664,583)	430,591 (591,677)	30,961 (72,906)
Total	1,083,330 (1,386,000)	937,392 (1,124,128)	145,938 (261,872)

(Figures in brackets indicates 31st March, 2009 figures)

The salient features of a Hire Purchase / Finance Lease Agreement are

Option to purchase the aircraft either during the term of the Hire Purchase on payment of the outstanding Principal amount or at the end of the Hire Purchase term on payment of a nominal option price

In the event of default, the Hirer / Lessee is responsible for payment of all costs of the Owner including the financing cost, and other associated costs. Further a right of repossession is available to the Owner / Lessor

The Hirer / Lessee is responsible for maintaining the aircraft as well as insuring the same

In the case of Finance Lease the property passes to the Lessee, on the payment of a nominal option price at the end of the term



Significant Accounting Policies and Notes forming part of Consolidated Accounts (contd)

b) Operating Leases

- i) The Holding Company has taken various residential / commercial premises and amenities under cancelable and non-cancelable operating leases. These lease agreements are normally renewed on expiry.

The future minimum lease payments in respect of non-cancelable period which, as at 31st March, 2010 are as follows

Amount (Rs. in lakhs)

Particulars	Total Lease Payments
Commercial Premises and amenities	
Less than 1 year	180 (562)
Between 1 and 5 years	340 (-)
Grand Total	520 (562)

(Figures in bracket indicate 31st March, 2009 figures)

- ii) The Group has taken on operating lease aircraft and spare engines the future minimum lease payments in respect of which, as at 31st March, 2010 are as follows

Amount (Rs. in lakhs)

Aircraft and Spare Engines	Total Lease Payments
Less than 1 year	110,295 (124,424)
Between 1 and 5 years	293,520 (326,364)
More than 5 years	81,491 (106,038)
Grand Total	485,306 (556,826)

(Figures in bracket indicate 31st March, 2009 figures)

The Salient features of an Operating Lease agreement are

Monthly rentals paid in form of fixed and variable rental. Variable Lease Rentals are payable on a pre determined rate payable on the basis of actual flying hours. Additionally, the predetermined rates of Variable Rentals are subject to the annual escalation as stipulated in the respective leases.

The Company neither has an option to buyback nor does it generally have an option to renew the leases.

In case of delayed payments, penal charges are payable as stipulated.

In case of default, in addition to repossession of the aircraft, damages including liquidated damages as stipulated are payable.

The Lessee is responsible for maintaining the aircraft as well as insuring the same. The Lessee is eligible to claim reimbursement of costs as per the terms of the lease agreement.

The leases are non-cancelable.



Significant Accounting Policies and Notes forming part of Consolidated Accounts (contd)

- iii) During the year the Holding Company has given four (4) owned Aircraft on Dry sub lease. In the previous Holding Company has given six (6) aircraft on wet lease [Four (4) owned and Two (2) leased] and One (1) aircraft on dry sub-lease. The future minimum lease income in respect of non-cancelable period which, as at 31st March, 2010 is as follows

Amount (Rs. in lakhs)

Aircraft	Total Lease Income
Less than 1 year	(-) 25,054 (-)17,377
Between 1 and 5 years	(-) 10,545 (Nil)
More than 5 years	- (Nil)
Grand Total	(-) 35,599 (-)17,377

(Figures in brackets indicates 31st March, 2009 figures)

The Salient features of Wet Lease agreement are

Operational control and maintenance of aircraft remains the responsibility of the Company. The aircraft remains on Indian registry and is operated with the Company's crew.

Monthly rentals are received in form of fixed and variable rental. Variable Lease Rentals are receivable on a pre determined rate on the basis of additional flying hours.

The wet leases are non-cancelable.

The Salient features of Dry Lease agreement are

In this leasing arrangement aircraft is leased without insurance and crew.

Monthly rentals paid in form of fixed and variable rental. Variable Lease Rentals are payable on a pre determined rate payable on the basis of actual flying hours. Additionally, the predetermined rates of Variable Rentals are subject to the annual escalation as stipulated in the respective leases.

The Lessee neither has an option to buyback nor does it generally have an option to renew the leases.

The dry leases are non-cancelable.

Details of the owned aircraft given on non-cancelable Dry lease / Wet lease is as under

Amount (Rs. in lakhs)

Details of Leased Assets (Aircraft)	2009-10	2008-09
Cost of acquisition	273,783	309,014
Accumulated Depreciation	41,584	23,748

Depreciation of Rs 16,690 lakhs (Previous Year Rs 15,807 lakhs) has been debited to Profit and Loss Account on the above leased assets.

- iv) The variable lease rental income recognized Rs 5,863 lakhs (Previous Year Nil)
- v) The lease rental expense recognised Rs 117,025 lakhs (Previous Year Rs 114,652 lakhs). It includes Nil (Previous Year Rs 5,977 lakhs) recognized as lease rental expenses on account of sale and lease back of aircraft.



Significant Accounting Policies and Notes forming part of Consolidated Accounts (contd)

- vi) The Subsidiary Company has given assets on lease under operating lease on or after 01/04/2001 which is in the nature of 'Cancelable Lease'. The relevant information is as under

Amount (Rs. in lakhs)		
Details of Leased Assets (Vehicles)	2009-10	2008-09
Cost of acquisition	32	37
Accumulated Depreciation	14	13

Depreciation of Rs. 3 lakhs (Previous Year Rs. 4 lakhs) has been debited to Profit and Loss Account on the above leased assets

12 EARNINGS PER SHARE (EPS)

The earnings per equity share, computed as per the requirements of Accounting Standard – 20 "Earnings Per Share", is as under

Amount (Rs. in lakhs)		
Particulars	2009-10	2008-09
(Loss) after tax	(42,018)	(96,141)
(Loss) attributable to Equity Shareholders (A)	(42,018)	(96,141)
No. of Equity Shares outstanding during the year (B)	86,334,011	86,334,011
Nominal Value of Equity Shares (Rupees)	10	10
Basic and Diluted EPS (Rupees) (C = A/B)	(48.67)	(111.36)

- 13 The Deferred Tax as at 31st March, 2010 comprises of the following

Amount (Rs. in lakhs)		
Particulars	2009-10	2008-09
Deferred Tax Liability		
Related to Fixed Assets	73,639	47,453
Deferred Tax Asset		
Unabsorbed Depreciation / Business Loss (Refer Note below)	68,697	41,847
Other Disallowances under Income Tax Act, 1961	4,942	5,606
Deferred Tax Asset / (Liability) (Net)	-	-

Note :

In the absence of virtual certainty, Deferred Tax Asset on account of unabsorbed depreciation and business loss has been recognised to the extent it can be realised against reversal of deferred tax liability on account of depreciation

- 14 As per Accounting Standard – 29, Provisions, Contingent Liabilities and Contingent Assets given below are movements in provision for Frequent Flyer Programme, Redelivery of Aircraft, Aircraft Maintenance Costs and Engine Repairs Costs

a) Frequent Flyer Programme

The Company has a Frequent Flyer Programme named 'Jet Privilege', wherein the passengers who frequently use the services of the Airline become members of 'Jet Privilege' and accumulate miles to their credit. Subject



Significant Accounting Policies and Notes forming part of Consolidated Accounts (contd)

to certain terms and conditions of 'Jet Privilege', the passenger is eligible to redeem such miles lying to their credit in the form of free tickets

The cost of allowing free travel to members as contractually agreed under the Frequent Flyer Programme is accounted considering the members' accumulated mileage on an incremental cost basis. The movement in the provision during the year is as under

Amount (Rs in lakhs)

Particulars	2009-10	2008-09
Opening Balance	3,344	2,949
Add - Additional Provisions during the year	1,346	1,446
Less - Amounts used during the year	(1,053)	(1,051)
Less - Unused Amounts reversed during the year	(416)	-
Closing Balance	3,221	3,344

b) Redelivery of Aircraft

The Company has in its fleet aircraft on operating lease. As contractually agreed under the lease agreements, the aircraft have to be redelivered to the lessors at the end of the lease term in the stipulated technical condition. Such redelivery conditions would entail costs for technical inspection, maintenance checks, repainting costs prior to its redelivery and the cost of ferrying the aircraft to the location as stipulated under the lease agreement.

The Company, therefore, provides for such redelivery expenses, as contractually agreed, in proportion to the expired lease period.

Amount (Rs in lakhs)

Particulars	2009-10	2008-09
Opening Balance	6,644	4,702
Add - Additional Provisions during the year*	540	2,935
Less - Amounts used / reversed during the year	(907)	(993)
Closing Balance	6,277	6,644

* Additions include adjustment of Rs 57 lakhs (Previous year Rs 1,253 lakhs) on account of exchange fluctuation consequent to restatement of liabilities denominated in foreign currency.

The cash outflow out of the above provisions as per the current terms under the lease agreements are as under

Year	2009-10		2008-09	
	Aircraft	Amount (Rs in lakhs)	Aircraft	Amount (Rs in lakhs)
2010-11	12	1,968	17	2,815
2011-12	4	561	2	224
2012-13	24	2,187	20	1,734
2013-14	2	220	5	295
2014-15	4	194	16	459
2015-16	16	876	1	34
2016-17	2	187	-	-
2017-18	3	20	-	-
2018-19	3	50	3	12
2019-20	2	14	-	-
Total		6,277		5,573



Significant Accounting Policies and Notes forming part of Consolidated Accounts (contd)**c) Aircraft Maintenance Costs :**

Certain heavy maintenance checks including overhaul of Auxiliary Power Units need to be performed at specified intervals as enforced by the Director General of Civil Aviation in accordance with the Maintenance Program Document laid down by the manufacturers. The movements in the provisions for such costs are as under

Amount (Rs in lakhs)

Particulars	2009-10	2008-09
Opening Balance	3,433	4,217
Add/(Less) :- Additional Provisions during the year *	(268)	1,048
Less - Amounts used during the year	(1230)	1,633
Less - Unused Amounts reversed during the year	(166)	199
Closing Balance	1,769	3,433

* Adjustments during the year represents exchange fluctuation impact consequent to restatement of liabilities denominated in foreign currency

d) Engine Repairs Cost:

The aircraft engines have to undergo shop visits for overhaul and maintenance at specified intervals as per the Maintenance Program Document. The same was provided for on the basis of hours flown at a pre-determined rate

Amount (Rs in lakhs)

Particulars	2009-10	2008-09
Opening Balance	333	657
Add/(Less) - Additional Provisions during the year *	(6)	164
Less - Amounts used during the year	(327)	372
Less - Unused Amounts reversed during the year	-	116
Closing Balance	-	333

* Adjustments during the year represents exchange fluctuation impact consequent to restatement of liabilities denominated in foreign currency

- 15.** In the previous year, the Holding Company adopted the option offered by the notification of the Companies (Accounting Standards) Amendment Rules, 2006 which amended Accounting Standard 11 "The Effects of Changes in Foreign Exchange Rates"

Pursuant to the aforesaid notification, exchange differences relating to long term monetary items have been accounted for as described in Accounting policy M of Schedule S. Accordingly, cumulative foreign exchange loss (net) of Rs 94,895 lakhs (Previous Year Rs 215,556 lakhs) has been adjusted to the cost of the fixed assets / capital work-in-progress being the exchange differences on long term monetary items relating to the acquisition of fixed assets. As a result of this the net loss before tax for the year is higher by Rs 120,661 lakhs and Previous Year was lower by Rs 239,001 lakhs

- 16** Prior Period credits and debits in respect of Subsidiary Company as under

- Prior Period credits included in the determination of net profit are towards Hire of Equipment Rs 1,170 lakhs (Previous Year Nil)
- Prior Period debits included in the determination of the net profit are Selling & Distribution amounting to Rs 16 lakhs (Previous Year Nil) and Miscellaneous Expenses amounting to Rs 30 lakhs (Previous Year Nil)



Significant Accounting Policies and Notes forming part of Consolidated Accounts (contd)

- 17 The Group has entered into a "Power by the Hour" (PBTH) Engine Maintenance agreement with a Service provider for its Next Generation Boeing 737 Aircraft fleet. Till the previous year, with respect to all Aircraft on operating lease, the Group was charging variable rent payable to various Lessors to the profit and loss account as per the agreement entered into with them.

Consequent to the new arrangement entered into with the Engine Maintenance Service provider, which includes the cost of future engine shop visits, the Group has expensed out the monthly cost of PBTH at the rate specified in the contract to the profit and loss account and treated the variable rental payable to the Lessors as receivables to be set off against the future claims payable on engine shop visits. Accordingly, the variable rent of Rs 15,326 lakhs for the year ended 31st March, 2010 has been reflected as "Receivable from Lessors" and classified under "Loans and Advances".

- 18 The Subsidiary Company is carrying provisions of Rs 5,231 lakhs to meet the repair expenses to make two CRJ-200s grounded aircrafts airworthy, which, is stipulated by the terms of the lease agreement with the lessors of lease aircrafts. The Company does not expect such expenditure on delivery of these Aircraft to be in excess of this provision.
- 19 The Subsidiary Company pursuant to the clarification by CBEC Vide Circular No. File No. 137/72/2008-CX 4 dated 21-11-2008, that the accumulated CENVAT credit upto 31st March, 2008 can be utilized by the Company for payment of future output service tax without any restriction of time line and the coverage of service tax being enhanced to cover all sectors in Domestic and International travel by the Finance Act 2010, the Company has recognized CENVAT credit available for utilization as on 1st April, 2008 amounting to Rs 11,214 lakhs and has disclosed the same as an exceptional item.
- 20 Aircraft Lease Rentals are stated net of sub-lease rentals Nil (Previous Year Rs 194 lakhs).
- 21 Pending resolution of representation made by the Board of Airline Representative in India "BAR (I)" to the statutory authorities regarding non levy of Fringe Benefit Tax on free / concessional tickets issued by the airline companies, no provision for the same has been made upto 31.03.2009 in the books of Subsidiary Company amounting to Rs 808 lakhs (Previous Year Rs 808 lakhs).
- 22 In case of Subsidiary Company, balances of Sundry Debtors and Creditors are subject to confirmations and reconciliations and adjustments, if any. The management doesn't expect any material adjustment on receipt of confirmations / reconciliation of such balances.
- 23 Comparative financial information (i.e. amounts and other disclosures for the previous year presented above as corresponding figures), is included as an integral part of the current year's financial statements, and is to be read in relation to the amounts and other disclosures relating to the current year. Figures of the previous year have been regrouped / reclassified wherever necessary to correspond to figures of the current year.

Signatures to Schedules 'A' to 'S'

As per our attached report of even date

For DELOITTE HASKINS & SELLS
Chartered Accountants

R D Kamat
Partner

For CHATURVEDI & SHAH
Chartered Accountants

C D Lala
Partner

On behalf of the Board of Directors

Saroj K Datta Executive Director
Durban

Aman Mehta
I M Kadri
Yash Raj Chopra
Victoriano P Dungca } Directors

Monica Chopra Company Secretary &
Sr. General Manager - Legal

Mumbai
20th May, 2010

Mumbai
20th May 2010





JET AIRWAYS (INDIA) LIMITED

Regd Office S M Centre, Andheri-Kurla Road, Andheri (East), Mumbai - 400 059

ATTENDANCE SLIP

18th Annual General Meeting

PLEASE COMPLETE THIS ATTENDANCE SLIP AND HAND IT OVER AT THE ENTRANCE OF THE AUDITORIUM

DP ID No _____ Reg Folio / Client ID No _____

I hereby record my presence at the 18th Annual General Meeting of the Company at Nehru Centre Auditorium, Discovery of India Building, Dr Annie Besant Road, Worli, Mumbai - 400 018 on Thursday, 26th August, 2010

**NAME OF THE SHAREHOLDER / PROXY
(IN BLOCK LETTERS)**

SIGNATURE OF THE SHAREHOLDER / PROXY

Notes Shareholders / Proxies attending the said Meeting are requested to bring this Attendance Slip and Annual Report with them

Duplicate Attendance Slips and Annual Reports will not be issued at the Annual General Meeting

Joint Shareholders may obtain additional Attendance Slips on request



JET AIRWAYS (INDIA) LIMITED

Regd Office S M Centre, Andheri-Kurla Road, Andheri (East), Mumbai - 400 059

PROXY

18th Annual General Meeting

I / We _____ of _____
in the district of _____ being a Member / Members of Jet Airways (India) Limited, hereby appoint
_____ of _____ in the district of _____ or failing
him / her, _____ of _____ in the district of _____
as my/our proxy to attend and vote for me / us and on my / our behalf at the 18th Annual General
Meeting of the Company to be held at Nehru Centre Auditorium, Discovery of India Building, Dr Annie Besant Road,
Worli, Mumbai - 400 018 on Thursday, 26th August, 2010, at 3 30 p m and at any adjournment thereof

Regd Folio / Client ID No _____

DP ID No _____

No of Shares _____

Signed this _____ day of _____ 2010 Signature _____

Affix
Revenue
Stamp of
Fifteen
paise

Notes The Proxy Form, complete in all respects, must be deposited at the Registered Office of the Company not less than 48 hours before the time of holding of the Meeting

A Member entitled to attend and vote at this Meeting is entitled to appoint a Proxy and the Proxy need not be a Member of the Company

City Facts

Agartala

Airport Agartala Airport Distance to City Centre 12 kms
Taxi Services Taxi available for Rs 300 from airport to city centre Jet Airways Reservations (0381) 234 1401
Airport (0381) 234 1404

Ahmedabad

Airport Sardar Vallabhbhai Patel International Airport
Distance to City Centre 10 kms
Taxi Services Taxi available for Rs 300 from airport to city centre Jet Airways Reservations (079) 3989 3333
Airport (079) 2754 3307/2285 8077

Amritsar

Airport Raja Sansi International Airport, Amritsar Distance to City Centre 11 kms
Taxi Services Pre-paid taxi available
Jet Airways Reservations (0183) 250 8003/4
Airport (0183) 221 4033/221 4034

Aurangabad

Airport Chikalthana Airport
Distance to City Centre 10 kms
Taxi Services Pre-paid taxi available from airport to city centre Jet Airways Reservations (0240) 244 1392/770
Airport (0240) 248 4267/7076

Bagdogra

Airport Bagdogra Airport Distance to City Centre 16 kms
Taxi Services Pre-paid taxi available for Rs 250 from airport to city centre
Taxi available to go to the hills at Darjeeling for Rs 950
Jet Airways Reservations (0353) 243 5876/77
Airport (0353) 269 8019/21

Bengaluru

Airport BIAL - Bengaluru International Airport Limited
Distance to City Centre 40 kms from Airport to Vidhana Soudha Taxi Services Meru (080) 4422 4422 & Easy Cab (080) 4343 4343
Fare Rs 15 per km
Tele Check-in (080) 3989 3333
Jet Airways Reservations (080) 3989 3333 (24 hours)
Airport (080) 6678 4501

Bhavnagar

Airport Bhavnagar Airport Distance to City Centre 8 kms
Taxi Services Only private taxis available for Rs 100 to city centre
Jet Airways Reservations & Airport (0278) 220 2003/04/05

Bhopal

Airport Raja Bhoj Airport Distance to City Centre 12 kms
Taxi Services Only private taxis are available for Rs 250
Jet Airways Reservations (0755) 276 0371/2/3
Airport (0755) 264 5676/8

Bhubaneswar

Airport Biju Patnaik Airport Distance to City Centre 7 kms
Taxi Services Rs 200 approx
Jet Airways Reservations (0674) 259 6176
Airport (0674) 259 6181

Bhuj

Airport Bhuj Airport Distance to City Centre 3 kms
Taxi Services Only private taxis available for Rs 150 to city centre Jet Airways Reservations (02832) 244 101/102
Airport (02832) 244 103

Chandigarh

Airport Chandigarh Airport Distance to City Centre 11 kms
Taxi Services Taxi available for Rs 275 to city centre
Jet Airways Reservations (0172) 500 1395
Airport (0172) 265 8934



City Facts (contd)

Chennai

Airport Kamaraj Domestic Terminal Anna International Terminal Distance to City Centre 16 kms
Taxi Services Pre-paid taxi available for Rs 250
Tele Check-in (044) 3989 3333
Jet Airways Reservations (044) 3989 3333 (24 hrs)
Airport (044) 2256 8020

Coimbatore

Airport Peelamedu Airport Distance to City Centre 21 kms
Taxi services Rs 200/Rs 250 to city centre
Tele Check-in (0422) 257 2001
Jet Airways Reservations (0422) 224 3465/66/67
Airport (0422) 257 5387/5275

Dehradun

Airport Dolly Grant Airport Distance to City Centre 25 kms
Taxi services Pre paid taxi are available at arrival area
Jet Airways Reservations and Airport (01352) 241 0141/42/43

Delhi

Airport Indira Gandhi International Airport Distance to City Centre 23 kms
Taxi Services Rs 300 from airport to city centre
Tele Check-in (011) 3989 3333
Jet Airways Reservations and Airport (011) 3984 1111 (24 hours)

Diu

Airport Diu Airport
Distance to City Centre 8 kms
Jet Airways Reservations and Airport (02875) 2550 3011

Goa

Airport Dabolim Domestic and International Terminal
Distance to City Centre 30 kms
Coach Services Most 5-star hotels have complimentary services Taxi Services Rs 250 from airport to city centre
Tele Check-in (0832) 2541 354
Jet Airways Reservations (0832) 243 8792
Airport (0832) 254 1211/254 0020

Guwahati

Airport Lokpriya Gopinath Bordoloi International Airport
Distance to City Centre 28 kms
Taxi Services Pre-paid taxi available for Rs 430 to city centre Tata Sumo available to Shillong for Rs 1500
Jet Airways Reservations (0361) 263 3251/2/4
Airport (0361) 284 0600

Hyderabad

Airport Rajiv Gandhi International Airport Terminal Domestic & International
Distance to City Centre 30 to 40 kms
Taxi Services Easy cabs (040) 4343 4343, Meru (040) 4422 4422 Fare Rs 150 from airport to city
Tele Check-in (040) 3989 3333
Jet Airways Reservations (040) 3989 3333 (24 hrs)
Airport (040) 6660 5505

Indore

Airport Devi Ahilyabai Holkar Airport
Distance to City Centre 8 kms
Taxi Services Private taxi operators available for Rs 250 to city centre Tele Check-in (0731) 262 0819
Jet Airways Reservations (0731) 254 4590/428 0090
Airport (0731) 262 0893

Jaipur

Airport Sanganer Airport Distance to City Centre 13 kms
Taxi Services Rs 300 from airport to city centre
Jet Airways Reservations (0141) 272 5022/25
Airport (0141) 272 5023/24

Jodhpur

Airport Jodhpur Civil Aerodrome Distance to City Centre 5 kms
Taxi Services Prepaid taxis are available from airport to city centre Jet Airways Reservations and Airport (0291) 251 5551



City Facts (contd)

Jorhat

Airport Rowrah Airport Distance to City Centre 5 kms
Taxi Services Only private taxis available for Rs 150 to city centre Private taxi service available from Jorhat Airport to Kaziranga Wild Life Sanctuary for Rs 1,250
Jet Airways Reservations (0376) 231 1652
Airport (0376) 234 0881/231 1760

Kochi

Airport Cochin International Airport International & Domestic Terminals Distance to City Centre 45 kms
Taxi Services Pre-paid taxi service is available for Rs 300 to city centre
Jet Airways Reservations (0484) 235 8851
Airport (0484) 261 0037

Kolkata

Airport Netaji Subhash Chandra Bose International & Domestic Terminals Distance to City Centre 17 kms
Taxi Services Pre-paid taxi available for Rs 200 to city centre
Tele Check-in (033) 3989 3333
Jet Airways Reservations (033) 3989 3333
Airport (033) 2511 9895

Leh

Airport Kushok Bakula Rinpoche Civil Airport
Distance to City Centre 3 to 4 kms
Taxi Services Only private taxis available for Rs 150 to city centre Jet Airways Reservations (01982) 250 999/444
Airport (01982) 250 380

Lucknow

Airport Chaudhary Charan Singh Airport
Distance to City Centre 19 kms
Taxi Services Rs 350 approx Airport (0522) 243 4009/10

Madurai

Airport Madurai Airport Distance to City Centre 15 kms
Taxi Services Taxi service available for Rs 250 to city centre
Jet Airways Reservations & Airport (0452) 269 0771/72/74

Mangalore

Airport Bajpe Airport
Distance to City Centre 20 kms
Taxi Services Flat charge of Rs 300 to city centre
Jet Airways Reservations (0824) 244 1181
Airport (0824) 225 2709

Mumbai

Airport Chhatrapati Shivaji Separate International and Domestic Terminals
Distance to City Centre 25 kms from Domestic terminal and 35 kms from International terminal
Coach Services Shuttle services available between International and Domestic terminals
Taxi Services Pre-paid from International terminal
Flag down fare from Domestic terminal is Rs 13
Tele Check-in (022) 3989 3333
Jet Airways Reservations (022) 3989 3333 (24 hrs)
Airport (022) 2615 6666

Patna

Airport Jaiprakash Narayan International Airport
Distance to City Centre 8 kms
Taxi Services Local taxi available from airport to city centre
Jet Airways Reservations (0612) 222 3045/46
Airport (0612) 329 8224

Porbandar

Airport Porbandar Airport Distance to City Centre 5 kms
Taxi Services Only private taxis available to city centre
Jet Airways Reservations and Airport (0286) 222 0975/34



City Facts (contd)

Port Blair

Airport Veer Savarkar Airport Distance to City Centre 14 kms
Taxi Services Only private taxis available to city centre
Jet Airways Reservations (03192) 244 364

Pune

Airport Lohegaon Civil Airport Distance to City Centre 12 kms
Taxi Services Flat charge of Rs 200 to city centre
Tele Check-in (020) 2668 5591
Jet Airways Reservations (020) 3989 3333
Airport (020) 2668 3250

Raipur

Airport Mana Airport
Distance to City Centre 18 kms
Taxi Services Flat charge of Rs 250 from airport to city centre
Jet Airways Reservations (0771) 241 8613/16
Airport (0771) 241 8618

Rajahmundry

Airport Rajahmundry Airport Distance to City Centre 15 kms
Taxi Service Local taxi service available for Rs 300
Jet Airways Reservations & Airport (0883) 200 7866

Srinagar

Airport Sheikh – Ul – Alam International Airport Distance to City Centre 15 kms
Taxi Services Private taxi service available for Rs 300
Jet Airways Reservations (0194) 230 3362
Airport (0194) 230 3330/6

Tirupati

Airport Tirupati Airport Distance to City Centre 19 kms
Taxi Services Private taxi service available for Rs 350
Jet Airways Reservations (0877) 227 4155

Thiruvananthapuram

Airport Trivandrum International Airport
(Thiruvananthapuram) Distance to City Centre 8 kms
Taxi Services Pre-paid taxis are available from the airport to city centre
Jet Airways Reservations (0471) 272 1018/272 5267
Airport (0471) 250 0860/250 0710

Udaipur

Airport Maharana Pratap Airport, Dabok, Udaipur
Distance to City Centre 30 kms
Taxi Services Only private taxis are available for Rs 280 to city centre
Jet Airways Reservations (0294) 513 4000
Airport (0294) 265 6288/6192

Varanasi

Airport Lal Bahadur Shastri Airport, Babatpur, Varanasi
Distance to City Centre 18 kms
Taxi Services Only private taxis are available for Rs 300
Jet Airways Reservations and Airport (0542) 262 2795/6

Vadodara (Baroda)

Airport Vadodara Airport Distance to City Centre 6 kms
Taxi Services Private taxis operate on flat rate of Rs 250 for non-A/C and Rs 350 for A/C
Jet Airways Reservations (0265) 248 4803/4
Airport (0265) 248 4209
Tel check-in (0265) 248 4801/2 Fax (0265) 248 4805



City Facts (contd)

INTERNATIONAL DESTINATIONS

Abu Dhabi

Airport Abu Dhabi International Airport Distance to City Centre 32 kms

Taxi Services Al Ghazal transport operates a fixed rate service to the city centre

Jet Airways Reservations +971 2 635 1066

Airport +971 2 575 8787/88

City Office Jet Airways (India) Ltd, Bldg No 1023, Next to HSBC Bank,

Airport Road, Abu Dhabi P O Box 106434

Bahrain

Airport Bahrain International Airport Distance to City Centre 10 kms

Taxi Services Local taxis available from airport to city centre

Jet Airways Reservations +973 17 227123/14

Airport +973 17 329377/378

City Office Hidayat House no 2, Bldg no 49, Block no 305, Govt Road, Bahrain Manama

Bangkok

Airport Suvarnabhumi Airport

Distance to City Centre 15-20 kms

Taxi Services Available from Ground Floor, Passenger Terminal

Jet Airways Reservations +662 696 8980

Airport +662 134 2627

City Office Jet Airways (India) Ltd, 8/15-16 Cathay House, 4th Floor, North Sathorn Road, Bangrak, Silom, Bangkok 10500

Brussels

Airport Brussels Airport Distance to City Centre 14 kms

Taxi Services Taxi available from airport to city centre

Jet Airways Reservations +32 2 709 09 09

Office Brussels National Airport, P O Box - 10, B - 1930 Zaventem, Belgium

Colombo

Airport Bandaranaike International Airport Distance to City Centre 31 kms

Taxi Services Pre-paid and call taxis available

Jet Airways Reservations +94 11 2475375

Airport +94 11 2260088

City Office No 1 Justice Akbar Mawatha Colombo 2

Dammam

Airport King Fahad International Airport Distance to City Centre 80 Kms

Taxi Services Local taxis available from airport to city Centre

Jet Airways Reservations +966 3 330 4999

City Office Al Bilad Building, Opp-Saad Specialist Hospital, Faisalbin Fahad Street, P O Box - 1624, Al Khobar-31952 Kingdom of Saudi Arabia

Dhaka

Airport Hazrat Shahjalal International Airport Distance to City Centre 15 kms

Taxi Services Pre-paid taxi service available

Jet Airways Reservations +88 02 986 2002/986 0542

Airport +88 02 893 3849

City Office R M Center, 101 Gulshan Avenue, 5th Floor, Gulshan-2, Dhaka-1212

Doha

Airport Doha International Airport Distance to City Centre 5 kms

Taxi Services Local taxis available from airport to city centre

Jet Airways Reservations +974 4444403/4368128

Airport +974 4621538

City Office Jet Airways (India) Ltd, P O Box 989, Doha, Qatar



City Facts (contd)

Dubai

Airport Dubai International Airport Distance to City Centre 4 kms
 Taxi Services Taxi available from airport to city centre
 Jet Airways Reservations +971 4 222 2119
 Airport +971 4 220 0755
 City Office Jet Airways (India) Ltd, P O Box 7218,
 Beniyas Road, Deira, Dubai, UAE

Hong Kong

Airport Hong Kong International Airport
 Distance to City Centre 40 kms
 Taxi Services Taxi fare charged according to the taxi meter
 Jet Airways Reservations +852 3966 5008
 Airport +852 3559 1588
 City Office Suites 3010-11, 30/F, Tower 1, 19th Floor,
 The Gateway, Harbour City, Tsim Sha Tsui,
 Kowloon, Hong Kong

Jeddah

Airport King Abdul Aziz International Airport Distance to
 City Centre 30 kms
 Taxi Services Public taxi service available from arrival area
 Jet Airways Reservations +966 2 6602332/3771
 Airport +966 2 6853144/145
 City Office Jet Airways (India) Limited, Skab Centre,
 Movenpick Hotel,
 Medina Road, PO Box - 18600, Jeddah - 21425

Johannesburg

Airport O R Tambo International Airport Distance to City
 Centre 20-25 km
 Taxi Services Taxis are available at arrival area
 Airport +27 11 3902782/57
 Jet Airways Reservations +27 11 6221363/4/5
 Fax +27 11 390 3647
 City Office Office WL-11, 3rd Floor, West Wing Office Block
 Terminal A, International Departures, O R Tambo
 International Airport, Johannesburg,
 South Africa ZIP- 1627

Kathmandu

Airport Tribhuvan International Airport
 Distance to City Centre 7 kms
 Taxi Services Taxi available from airport to city centre
 Jet Airways Reservations +977 1 444 6375/78
 Airport +977 1 411 3004/6
 City Office Sundar Bhawan, House no 580,
 Hattisar, Kathmandu-2188

Kuala Lumpur

Airport Kuala Lumpur International Airport Distance to
 City Centre 43 kms
 Taxi Services Pre-paid coupons for taxi and limo can be
 purchased at the International arrival area
 Jet Airways Reservations +60-03-2148-9020
 Airport +60-03-8776-6149/50/51
 City Office Office Tower, No 1, Jalan Nagasari,
 (Off Jalan Raja Chulan), Kuala Lumpur-50200

Kuwait

Airport Kuwait International Airport
 Distance to City Centre 16 kms
 Taxi Services Taxis are available 24 hrs at arrival halls
 Jet Airways Reservations +965 247 7631
 Airport +965 431 5925/803
 City Office Jet Airways (India) Ltd, Universal Tower,
 Ground Floor, Ahmed Al Jaber Street, P O Box - 28406
 Safat 13145, Kuwait - 28406

London

Airport Heathrow Airport
 Distance to City Centre 15 Miles
 Taxi Services Local taxis available from airport to city centre
 Tele check-in +44 208 897 3464
 Jet Airways Reservations City +44 208 7359 650
 Airport +44 208 8973 464
 City Office Jet Airways (India) Ltd, Jet Air House,
 188 Hammersmith Road, London W6 7DJ



City Facts (contd)

Muscat

Airport Muscat International Airport

Distance to City Centre 25 kms

Taxi Services Local taxis available from airport to city centre

Jet Airways Reservations +968-24787248 / 24787246

Airport +968-24510913/24521571

City Office Jet Airways (India) Limited,

MHD Building - Ground Floor,

P O Box 2417, Postal code-112, Ruwi, Muscat

New York (Newark & JFK)

Airport Newark Liberty International Airport Distance to City Center 26 kms

Taxi Services Various taxi services and ground transportation are available to city centre & NJ

Jet Airways Reservations 1-877-uflyjet (1-877-8359538)

Airport +973 504 8700/81

Airport John F Kennedy International Airport Distance to City Center 12 miles

Taxi Services In front of the terminals taxi service is offered

Jet Airways Reservations 1-877-uflyjet (1-877-8359538)

Airport +718 553 7414/15

City Office 525 Washington Blvd, Suite 2630, Newport Towers, Jersey City NJ 07310, Newark

Riyadh

Airport King Khalid International Airport Distance to City Center 55 kms

Taxi Service Public taxi service available from arrival area

Jet Airways Reservations +966 1 2169095

City Office Jet Airways (I) Limited, Olaya Street (South), Near Ministry of Interior, Riyadh, Kingdom of Saudi Arabia

Sharjah

Airport Sharjah International Airport

Distance to City Centre 10 kms from City Centre

Taxi Service Meter Taxi starts from AED 15

Jet Airways Reservations +971 06 5683 838

Airport +971 06 5580 002

City Office P O Box 772, Al Arooba Street, Sharjah, U A E

Singapore

Airport Changi International Airport

Distance to City Centre 19 kms

Taxi Services Taxis are available 24 hrs at arrival halls

Jet Airways Reservations +65 6227 0222

Airport +65 6243 2511

City Office 112 Robinson Road, #13-01,

Singapore 068902

Toronto

Airport Lester B Pearson International Airport Distance to City Centre 27 kms

Taxi Services Beck Taxi, Car Rentals, Hertz, National, Alamo, Avis and Budget

Jet Airways Reservations 1-877-Uflyjet (1-877-835 9538)

Airport +416 776 0432/35

City Office 2 Robert Speck Parkway, Suite 215, Mississauga ON, Toronto L4Z 1H8