




# Pepperstone Limited

Annual Financial Report

For the year ended 30 June 2023

REGISTRATION NUMBER: 08965105



## Table of contents

Company profile and information .....	1
Strategic report .....	2
Directors' report .....	7
Directors' responsibility statement .....	9
Independent auditor's report to the members of Pepperstone Limited .....	10
Statement of profit and loss .....	13
Statement of financial position .....	14
Statement of changes in equity .....	15
Notes to the financial statements .....	16

## Company profile and information

### Profile

Pepperstone Limited (the "Company") is a limited company registered in England and Wales. The Company is a wholly owned subsidiary of FX MidCo Pty Ltd (incorporated in Australia) and part of the Pepperstone group of companies (the "Group").

### Directors

Savvakis Ioannou  
Tamas Szabo  
Robert Bowen

appointed 19 July 2017  
appointed 9 January 2018  
appointed 30 April 2019

### Auditor

Ernst & Young LLP  
25 Churchill Place  
London E14 5EY  
United Kingdom

### Registered office

70 Gracechurch Street  
London, EC3V 0HR  
United Kingdom

### Registration number

08965105

# Strategic report

The directors present their Strategic report for the Company for the year ended 30 June 2023.

The Company is a wholly owned subsidiary of FX MidCo Pty Ltd (the "Parent"), a company incorporated in Australia. Prior to September 2021, the Company was a wholly owned subsidiary of Pepperstone Group Limited which is also incorporated in Australia.

### Principal Activities

The Company's principal activity is to onboard retail and professional clients for the purpose of providing a platform for these clients to buy and sell leveraged Contract for Difference ("CFD") and spread-betting products. The Company's licence does not allow it to take on any market risk and therefore all market risk is borne by the Company's affiliate company Pepperstone Group Limited. As part of this process, clients deposit monies directly with the Company in designated client money bank accounts.

### Review of the business and future developments

The Company is authorised and regulated by the Financial Conduct Authority ("FCA").

The Company earned revenue from commissions, swaps and spreads against CFDs and spread bets of £13,893,364 (2022: £10,747,100). After the implementation of a new transfer pricing policy during the year, the Company benefited from the receipt of Other Income amounting to £10,551,576 as a result of services provided to other entities in the Group (see Note 6). The Company also incurred higher transfer pricing expenses from other entities in the group amounting to £3,624,773. The Company's profit before tax was £12,638,496 as at 30 June 2023 (2022: £4,648,129). The growth of the business is evident in the revenue earned and positive client trend since the Company started operating in 2017. The Company has grown its revenue by 29% in 2023.

The Company saw growth in client funds held to over £30 million during the period, however at the year ended 30 June 2023, the balance of client funds held within segregated accounts was £25,165,997 (2022: £28,871,560). The amount of client money held is not a direct link to revenue. The decline compared to the prior year merely indicates that clients withdrew some of their funds.

In light of the above, the directors of the Company are satisfied with the results for the year.

Whilst future predictions and trends are difficult to make, the Company is fully committed to developing an offering that appeals to professional traders and retail clients who are generally more experienced and better informed about derivatives and financial markets than the average person.

During the year the Company launched more than 215 new products across various asset classes taking the total number of products offered to in excess of 1,400. The Company partners with TradingView as an additional platform provider.

No interim or final dividend was declared or paid during the year (2022: no dividend paid).

### Principal risks and uncertainties

The Company is exposed to a variety of risks as a result of daily operations and the industry in which the Company operates. These risks are monitored constantly to ensure that the risk appetite of the Company is not exceeded. The risks faced by the Company are analysed below. These risks are also analysed in greater depth in Note 21 Financial instruments.

#### Foreign Exchange Risk

The Company incurs market risk on foreign currency movements on its own assets and liabilities held in foreign currencies. The Company monitors its exposure on a day-to-day basis and hedges its exposure if required.

#### Market Risk

The Company has no traded market risk as all market risk is borne by Pepperstone Group Limited.

#### Credit Risk

Credit risk is one of the principal risks the Company faces. Credit risk exposure relating to financial asset receivables arises from the potential non-performance by counterparties of contract obligations that could lead to financial losses for the Company.

Insofar that underlying contracts represent a leveraged trading service, the "credit" applicable to the client's account is limited to the amount of margin within that account, as such there is minimal exposure to the Company.

## Principal risks and uncertainties (continued)

### Operational Risk

Operational risk is defined as any instance where there is potential or actual impact to the Company resulting from inadequate or failed internal processes, people, systems or external events. The impacts can be either financial or non-financial such as client money, customer detriment, reputational or regulatory consequences.

To mitigate these risks, daily backups are made on servers established outside the office to be able to continue its core operations in the case of unforeseen events. Concentration risk is minimised through the use of multiple alternate service providers. Controls and governance frameworks are in place to minimise risk of human error.

The Company has Professional Indemnity Insurance in place to mitigate other operational risks.

### Liquidity Risk

Liquidity risk is the risk that liabilities cannot be met when they fall due or can only be met at an uneconomic price. In order to maintain a liquidity position in line with FCA requirements, the Company measures liquidity risk with a variety of measures, including regular stress testing, cash flow monitoring, and reporting to both the Company and Group boards.

### Cryptocurrency Risk

Pepperstone trades CFDs on various cryptocurrencies but not the underlying coins or tokens themselves. The Company offers over the counter ("OTC") contracts to professional clients only and does not physically own any cryptocurrencies itself. Clients speculate on the rise and fall of the prices of these instruments and do not ever take ownership of the underlying asset.

As such, cryptocurrencies are subject to the same risks as any of the other CFD and FX products that Pepperstone offers. However, given the relative immaturity of cryptocurrencies, the risks may be magnified i.e., the underlying instruments will be considerably less liquid than other more established instruments and may therefore, be more volatile and thinly traded among fewer counterparties. As a result, we offer higher margin levels for these products to mitigate the risk.

Due to FCA rules, from 1st December 2020, the Company no longer offers CFDs to retail clients where cryptocurrency is the underlying asset.

### Interest Rate Risk

The Company has limited exposure to interest rate risk on its cash positions and borrowings. Corporate and client cash in pound sterling, US dollar and Euro, are all held in interest-bearing current accounts. The Company has access to overdraft facilities which are currently not being utilised.

### Conduct Risk

Conduct risk is the risk of not delivering fair customer outcomes. The Company will be exposed to the financial costs and regulatory consequences of not meeting customers' needs, such as: poor product design, products not being clearly and fairly described or products and services not performing in line with how they were marketed and sold to customers. Conduct risk is managed in line with the overall risk management framework.

### Reputational Risk

One of the most important factors in attracting clients in our sector is the reputation that each company has and how it is perceived. The risk of loss of reputation arising from the negative publicity relating to the Company's operations (whether true or false) may result in a reduction of its clientele, reduction in revenue and legal cases against the Company. The Company manages this risk by providing excellent customer services and striving to always deliver the best outcome for all clients.

## Events after the balance sheet date

There are no significant events after the reporting period affecting the Company that require disclosures in the financial statements.

## MIFIDPRU disclosures

MIFIDPRU public disclosures are required under the UK Investment Firms Prudential Regime (IFPR). These disclosures include key information on the firm's governance, own funds and liquidity requirements, risk management objectives and policies.

The disclosures are publicly available from [www.pepperstone.com/en-gb/](http://www.pepperstone.com/en-gb/)

## Statement in compliance with Section 172(1) of Companies Act 2006

The directors of the Company have acted in a way that they considered, in good faith, to be most likely to promote the success of the Company for the benefit of its members, and in doing so had regard, amongst other matters, to:

- the likely consequences of any decision in the long term;
- the interests of the Company's employees;
- the need to foster the Company's business relationships with suppliers, customers and others;
- the impact of the Company's operations on the community and the environment;
- the desirability of the Company maintaining a reputation for high standards of business conduct; and
- the need to act fairly as between members of the Company.

The directors also considered the views and interests of a wider set of stakeholders, including the shareholder, the regulator, counterparties, suppliers, and employees.

The Company aims to create value for all its stakeholders, balanced across both the short and the long term. The Company engages with its stakeholders to better inform them of its activities and to create mutually supportive opportunities and outcomes for them.

Considering this broad range of interests is an important part of the way the Board makes decisions, although in balancing those different perspectives it will not always be possible to deliver everyone's desired outcome. The Board will always engage with all stakeholders, but some on a more frequent basis than others.

The Board considers and discusses information from across the organisation to help it understand the impact of the Company's operations, and the interests and views of its key stakeholders. It also reviews strategy, financial and operational performance, as well as information covering areas such as key risks, and legal and regulatory compliance. This information is provided to the Board through reports sent in advance of each Board meeting, and through in-person presentations.

Below are some further considerations for key stakeholders of the business:

### **Employees**

The Company employs twenty six people whereas the wider Pepperstone group employs almost four hundred staff. Employees are a key stakeholder for the Company as they are the principal asset that drives revenue, but also ensures that the Company complies with all rules and regulations by which it is bound. The Company provides regulatory and other training to staff members, as required for a financial services firm. The Company also promotes further learning by subsidising study fees. Staff members are subject to quarterly check ins and annual assessments to ensure that they remain competent and constantly develop.

### **Trading counterparties**

The directors believe that fostering business relationships with all its clients is vital to the long-term success of the Company. There is regular communication between the directors, the compliance team, the sales team and the legal team, to ensure that business relations are strong, but more importantly that customers are treated fairly and that the Company maintains high standards of business conduct as required by its regulatory body.

### **Regulator**

The Financial Conduct Authority ("FCA") is a key and critical stakeholder in the business. The directors seek to have an open and positive working relationship with the FCA. As a well-known market participant in the financial markets, the Company seeks to play its part as a responsible and engaged party.

### **Key decisions**

The Company holds Board meetings every quarter, and there is also an internal control meeting every other week. These meetings are attended by senior managers from various departments, and discussion of key risks and issues are encouraged. The directors believe that the attendance of senior management at these meetings are key to ensure that those who participate in the day-to-day operational business can support the directors to make informed decisions that have regard to the Company's stakeholders, as well as the long-term consequences of such decisions.

## Suppliers

Relationships with suppliers is a key pillar in the business as all platforms that clients trade on are hosted by third party suppliers. Relationships are maintained through regular contact and interaction. Suppliers are paid as per the agreed terms on the basis that the suppliers meet their obligations.

## Community and the environment


The Company and the wider Pepperstone group are committed to having a positive impact on the community and the environment it operates in through its internal ESG program Pepperstone Pledge.

Pepperstone Pledge covers three key themes which are Environmental, Social and Governance and Giving. The Company is part of a wider group which has pledged to be carbon neutral and has engaged an external consultant to assist along that journey. The Company has also pledged to be more giving by implementing paid volunteer leave and engaging with charities such as City Harvest.

As a result of these activities, the Board has an overview of engagement with stakeholders, and other relevant factors, which enables the directors to comply with their legal duty under section 172 of the Companies Act 2006.

## Approval

This report was approved by the Board and signed on its behalf by:



Savvakis Ioannou  
Director  
20 October 2023

70 Gracechurch Street  
London, EC3V 0HR  
United Kingdom



## **Directors' report**

The directors present their annual report and the audited financial statements for the year ended 30 June 2023.

## Directors

The directors who served throughout the year were as follows:

Savvakis Ioannou	appointed 19 July 2017
Tamas Szabo	appointed 9 January 2018
Robert Bowen	appointed 30 April 2019

## Dividends

No dividend was declared or paid during the financial year 2023 (2022: No dividend paid).

## Future developments and events after the balance sheet date

Details of future developments and events that have occurred after the balance sheet date can be found in the Strategic report on page 2 and form part of this report by cross-reference.

## Research and development

The Company did not enter into any research and development activities during the year.

## Existence of branches outside the UK

The Company had no branches in existence outside the United Kingdom.

## Going concern

The directors have prepared the financial statements on a going concern basis.

The longer-term prospects of the Company are assessed through a review of a cash flow forecast, the business plan, medium-term budgets and assessing and stress testing its capital and liquidity position. The Board reviews and challenges the Internal Capital Adequacy and Risk Assessment process ("ICARA") which is prepared at least annually.

## Directors' indemnities

During the year, the Company made qualifying third-party indemnity provisions for the benefit of its directors which remain in force at the date of this report.

## Auditor

Each of the persons who is a director at the date of approval of this annual report confirms that:

- so far as the director is aware, there is no relevant audit information of which the Company's auditor is unaware; and
- the director has taken all the steps that he/she should have taken as a director in order to make themselves aware of any relevant audit information and to establish that the Company's auditor is aware of that information.

This confirmation is given and should be interpreted in accordance with the provisions of s418 of the Companies Act 2006.

Ernst & Young LLP have expressed their willingness to continue in office as auditor and a resolution to reappoint them will be proposed at the forthcoming Board meeting.

Approved by the Board and signed on its behalf by:



Savvakis Ioannou  
Director  
20 October 2023

70 Gracechurch Street  
London, EC3V 0HR  
United Kingdom

## Directors' responsibility statement

The directors are responsible for preparing the Strategic report, the Directors' report and the financial statements in accordance with applicable law and regulations.

Company law requires the directors to prepare financial statements for each financial year. Under that law the directors have elected to prepare the financial statements in accordance with United Kingdom Generally Accepted Accounting Practice (United Kingdom Accounting Standards and applicable law) including Financial Reporting Standard 101 Reduced Disclosure Framework.

Under company law the directors must not approve the financial statements unless they are satisfied that they give a true and fair view of the state of affairs of the Company and of the profit or loss of the Company for that period. In preparing these financial statements, the directors are required to:

- select suitable accounting policies and then apply them consistently.
- make judgements and accounting estimates that are reasonable and prudent.
- state whether Financial Reporting Standard 101 Reduced Disclosure Framework have been followed subject to any material departures disclosed and explained in the financial statements.
- notify its shareholders in writing about the use of disclosure exemptions, if any, of FRS101 used in the preparation of the financial statements; and
- prepare the financial statements on the going concern basis unless it is inappropriate to presume that the Company will continue in business.

The directors are responsible for keeping adequate accounting records that are sufficient to show and explain the Company's transactions and disclose with reasonable accuracy at any time the financial position of the Company and enable them to ensure that the financial statements comply with the Companies Act 2006. They are also responsible for safeguarding the assets of the Company and hence for taking reasonable steps for the prevention and detection of fraud and other irregularities.

The directors confirm that the Company has complied with the above requirements in preparing the financial statements.

Approved by the Board and signed on its behalf by:



Savvakis Ioannou  
Director  
20 October 2023

70 Gracechurch Street  
London, EC3V 0HR  
United Kingdom

## INDEPENDENT AUDITOR'S REPORT TO THE MEMBERS OF PEPPERSTONE LIMITED

### Opinion

We have audited the financial statements of Pepperstone Limited for the year ended 30 June 2023 which comprise the Statement of Profit and Loss, the Statement of Financial Position, the Statement of Changes in Equity and the related notes 1 to 25, including a summary of significant accounting policies. The financial reporting framework that has been applied in their preparation is applicable law and United Kingdom Accounting Standards including FRS 101 "Reduced Disclosure Framework" (United Kingdom Generally Accepted Accounting Practice).

In our opinion, the financial statements:

- give a true and fair view of the company's affairs as at 30 June 2023 and of its profit for the year then ended;
- have been properly prepared in accordance with United Kingdom Generally Accepted Accounting Practice; and,
- have been prepared in accordance with the requirements of the Companies Act 2006.

### Basis for opinion

We conducted our audit in accordance with International Standards on Auditing (UK) (ISAs (UK)) and applicable law. Our responsibilities under those standards are further described in the Auditor's responsibilities for the audit of the financial statements section of our report. We are independent of the company in accordance with the ethical requirements that are relevant to our audit of the financial statements in the UK, including the FRC's Ethical Standard, and we have fulfilled our other ethical responsibilities in accordance with these requirements.

We believe that the audit evidence we have obtained is sufficient and appropriate to provide a basis for our opinion.

### Conclusions relating to going concern

In auditing the financial statements, we have concluded that the directors' use of the going concern basis of accounting in the preparation of the financial statements is appropriate.

Based on the work we have performed, we have not identified any material uncertainties relating to events or conditions that, individually or collectively, may cast significant doubt on the company's ability to continue as a going concern for a period of twelve months from when the financial statements are authorised for issue.

Our responsibilities and the responsibilities of the directors with respect to going concern are described in the relevant sections of this report. However, because not all future events or conditions can be predicted, this statement is not a guarantee as to the company's ability to continue as a going concern.

### Other information

The other information comprises the information included in the annual report, other than the financial statements and our auditor's report thereon. The directors are responsible for the other information contained within the annual report.

Our opinion on the financial statements does not cover the other information and, except to the extent otherwise explicitly stated in this report, we do not express any form of assurance conclusion thereon.

Our responsibility is to read the other information and, in doing so, consider whether the other information is materially inconsistent with the financial statements or our knowledge obtained in the course of the audit or otherwise appears to be materially misstated. If we identify such material inconsistencies or apparent material misstatements, we are required to determine whether there is a material misstatement in the financial statements themselves. If, based on the work we have performed, we conclude that there is a material misstatement of the other information, we are required to report that fact.

We have nothing to report in this regard.

## Opinions on other matters prescribed by the Companies Act 2006

In our opinion, based on the work undertaken in the course of the audit:

- the information given in the strategic report and the directors' report for the financial year for which the financial statements are prepared is consistent with the financial statements; and,
- the strategic report and directors' report have been prepared in accordance with applicable legal requirements.

## Matters on which we are required to report by exception

In the light of the knowledge and understanding of the company and its environment obtained in the course of the audit, we have not identified material misstatements in the strategic report or directors' report.

We have nothing to report in respect of the following matters in relation to which the Companies Act 2006 requires us to report to you if, in our opinion:

- adequate accounting records have not been kept, or returns adequate for our audit have not been received from branches not visited by us; or
- the financial statements are not in agreement with the accounting records and returns; or
- certain disclosures of directors' remuneration specified by law are not made; or,
- we have not received all the information and explanations we require for our audit.

## Responsibilities of directors

As explained more fully in the directors' responsibilities statement set out on page 9, the directors are responsible for the preparation of the financial statements and for being satisfied that they give a true and fair view, and for such internal control as the directors determine is necessary to enable the preparation of financial statements that are free from material misstatement, whether due to fraud or error.

In preparing the financial statements, the directors are responsible for assessing the company's ability to continue as a going concern, disclosing, as applicable, matters related to going concern and using the going concern basis of accounting unless the directors either intend to liquidate the company or to cease operations, or have no realistic alternative but to do so.

## Auditor's responsibilities for the audit of the financial statements

Our objectives are to obtain reasonable assurance about whether the financial statements as a whole are free from material misstatement, whether due to fraud or error, and to issue an auditor's report that includes our opinion. Reasonable assurance is a high level of assurance, but is not a guarantee that an audit conducted in accordance with ISAs (UK) will always detect a material misstatement when it exists. Misstatements can arise from fraud or error and are considered material if, individually or in the aggregate, they could reasonably be expected to influence the economic decisions of users taken on the basis of these financial statements.

## Explanation as to what extent the audit was considered capable of detecting irregularities, including fraud

Irregularities, including fraud, are instances of non-compliance with laws and regulations. We design procedures in line with our responsibilities, outlined above, to detect irregularities, including fraud. The risk of not detecting a material misstatement due to fraud is higher than the risk of not detecting one resulting from error, as fraud may involve deliberate concealment by, for example, forgery or intentional misrepresentations, or through collusion. The extent to which our procedures are capable of detecting irregularities, including fraud is detailed below. However, the primary responsibility for the prevention and detection of fraud rests with both those charged with governance of the entity and management.

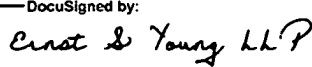
Our approach was as follows:

- We obtained an understanding of the legal and regulatory frameworks that are applicable to the company and determined that the most significant are the Companies Act 2006, Financial Reporting Standard 101, the relevant tax legislation (as governed by HMRC), and the rules and regulations of the company's primary regulator, the Financial Conduct Authority (FCA).
- We understood how Pepperstone Limited is complying with those frameworks by making enquiries of management and those responsible for legal and compliance matters. We also reviewed correspondence between the company and its regulatory bodies, reviewed minutes of the Board and sub-committees, made enquiries of management for their awareness of any non-compliance with laws and regulations and to understand how the Company maintains and communicates its policies and procedures. We corroborated our enquiries through review of Board minutes, policies and correspondence with relevant regulatory authorities.
- We assessed the susceptibility of the company's financial statements to material misstatement, including how fraud might occur by considering inappropriate revenue recognition in relation to transactions outside of the normal course of business, and the risk of management override where management is able to post topside adjustments that are inappropriate or recorded in the incorrect period, to be fraud risks. We considered the controls that the company has established to address these risks identified, or that otherwise seek to prevent, deter or detect fraud.
- Based on this understanding we designed our audit procedures to identify non-compliance with such laws and regulations identified in the paragraphs above. Our procedures involved enquiries of executive management and those responsible for legal and compliance matters and journal entry testing. We corroborated our enquiries through review of Board minutes, policies and correspondence with relevant regulatory authorities.
- The company is a regulated entity under the supervision of the FCA. As such, the Statutory Auditor reviewed the experience and expertise of the engagement team to ensure that the team had the appropriate competence and capabilities, which included the use of specialists where appropriate.

A further description of our responsibilities for the audit of the financial statements is located on the Financial Reporting Council's website at <https://www.frc.org.uk/auditorsresponsibilities>. This description forms part of our auditor's report.

#### Use of our report

This report is made solely to the company's members, as a body, in accordance with Chapter 3 of Part 16 of the Companies Act 2006. Our audit work has been undertaken so that we might state to the company's members those matters we are required to state to them in an auditor's report and for no other purpose. To the fullest extent permitted by law, we do not accept or assume responsibility to anyone other than the company and the company's members as a body, for our audit work, for this report, or for the opinions we have formed.

DocuSigned by:  
  
710674118ED9426...

Andrew Stevenson (Statutory Auditor)  
for and on behalf of Ernst & Young LLP, Statutory Auditor  
London

23 October 2023

Statement of profit and loss  
For the year ended 30 June 2023

	Note	30 June 2023 £	30 June 2022 £
Trading revenue	3	13,893,364	10,747,100
Cost of sales		(2,029,095)	(1,558,623)
<b>Gross profit</b>		<b>11,864,269</b>	<b>9,188,477</b>
Other income	6	10,551,576	366,117
Employee expenses	4	(2,841,498)	(3,099,039)
Legal and professional fees		(418,820)	(510,958)
Marketing expenses		(1,574,731)	(411,281)
Depreciation and amortisation		(290,262)	(143,541)
Other expenses	7	(4,381,224)	(850,527)
Foreign exchange (losses) / gains		(270,814)	108,881
<b>Total expenses</b>		<b>(9,777,349)</b>	<b>(4,906,465)</b>
<b>Operating profit before income tax</b>		<b>12,638,496</b>	<b>4,648,129</b>
Income tax expense	5	(2,599,771)	(886,659)
<b>Profit for the financial year from continuing activities</b>		<b>10,038,725</b>	<b>3,761,470</b>

*The above statement should be read in conjunction with the accompanying notes.*

All amounts are from continuing operations. There were no items of other comprehensive income for 2023 or 2022 and therefore no statement of comprehensive income has been presented.

## Statement of financial position

### As at 30 June 2023

	Note	30 June 2023 £	30 June 2022 £
<b>Fixed assets</b>			
Intangible assets	8	38,677	47,920
Property, plant and equipment	9	25,252	26,815
Right of use asset	10	47,721	17,744
<b>Current assets</b>			
Cash and cash equivalents	11	29,264,647	32,699,836
Trade and other receivables	12	21,456,003	5,385,151
Prepayments and accrued income	13	72,119	79,241
Creditors - amounts falling due within one year	14	(33,086,488)	(30,316,391)
<b>Net current assets</b>		<b>17,706,281</b>	<b>7,847,837</b>
<b>Total assets less current liabilities</b>		<b>17,817,931</b>	<b>7,940,316</b>
Creditors - amounts falling due after more than one year	14	-	-
Provisions for liabilities	15	(496,619)	(657,729)
<b>Net assets</b>		<b>17,321,312</b>	<b>7,282,587</b>
<b>Equity</b>			
Called-up share capital	16	956,380	956,380
Retained earnings		16,364,932	6,326,207
<b>Total shareholder's funds</b>		<b>17,321,312</b>	<b>7,282,587</b>

*The above statement should be read in conjunction with the accompanying notes.*

These financial statements were approved and authorised for issue by the Board on 20 October 2023 and were signed on its behalf by:



Savvakis Ioannou  
Director  
20 October 2023



Statement of changes in equity  
For the year ended 30 June 2023

	Called-up share capital £	Retained earnings £	Total £
Balance as at 1 July 2021	956,380	2,564,737	3,521,117
Profit for the year	-	3,761,470	3,761,470
<b>Total comprehensive income for the year</b>	<b>-</b>	<b>3,761,470</b>	<b>3,761,470</b>
Dividends paid in the year	-	-	-
<b>Balance as at 30 June 2022</b>	<b>956,380</b>	<b>6,326,207</b>	<b>7,282,587</b>
Balance as at 1 July 2022	956,380	6,326,207	7,282,587
Profit for the year	-	10,038,725	10,038,725
<b>Total comprehensive income for the year</b>	<b>-</b>	<b>10,038,725</b>	<b>10,038,725</b>
Dividends paid in the year	-	-	-
<b>Balance as at 30 June 2023</b>	<b>956,380</b>	<b>16,364,932</b>	<b>17,321,312</b>

*The above statement should be read in conjunction with the accompanying notes.*

## **Notes to the financial statements**

1.	General information.....	18
2.	Significant accounting policies.....	18
3.	Trading revenue.....	23
4.	Employee expenses.....	23
5.	Tax on profit and ordinary activities.....	24
6.	Other income .....	25
7.	Other expenses.....	25
8.	Intangible assets .....	26
9.	Property, plant & equipment.....	26
10.	Leases.....	27
11.	Cash and cash equivalents.....	29
12.	Trade and other receivables .....	29
13.	Prepayments and accrued income .....	30
14.	Creditors .....	30
15.	Provisions for liabilities.....	31
16.	Called-up share capital .....	31
17.	Contingent liabilities .....	31
18.	Related party transactions .....	32
19.	Dividends and distributions.....	32
20.	Auditor's remuneration.....	32
21.	Financial instruments.....	33
22.	Directors' remuneration .....	39
23.	Capital management .....	39
24.	Controlling party .....	39
25.	Subsequent events .....	39

## 1. General information

Pepperstone Limited is a private company limited by shares incorporated on 28 March 2014 in the United Kingdom under the Companies Act 2006. The address of the registered office is given on page 1. The nature of the Company's operations and its principal activities are set out in the business review on page 3.

The Company has applied Financial Reporting Standard 101 Reduced Disclosure Framework ("FRS 101") issued by the Financial Reporting Council ("FRC").

## 2. Significant accounting policies

The principal accounting policies are summarised below. They have all been applied consistently in dealing with items which are considered material in relation to the Company's financial statements throughout the year.

### a) New accounting standards adopted during the year

#### **FRS 101 Reduced Disclosure Requirements**

There were no new standards adopted this year.

### b) Basis of accounting

The financial statements have been prepared on the historical cost basis, except for derivatives, which have been measured at fair value, as explained in the accounting policies below. Historical cost is based on the fair value of the consideration given in exchange for the goods and services.

As a qualifying entity, the Company has taken advantage of the following disclosure exemptions available under that standard as indicated below:

- The requirement of IAS 7 Statement of Cash Flows;
- The requirements of paragraphs 10(d), 10(f), 16, 38(c)-(d), 40(a)-(d), 111 and 134-136 of IAS 1 Presentation of Financial Statements
- The requirements of paragraphs 30 and 31 of IAS 8 Accounting Policies, Changes in Accounting Estimates and Errors;
- Exemptions conferred by FRS 101: 8(j) and (k) "Related party disclosures", the requirements of paragraph 17 and 18A of IAS 24 Related Party Disclosures, and transactions with other wholly owned Group companies are not disclosed separately.
- The requirements of paragraphs 134 and 135 of IAS 36.

All shareholders were notified in writing of the intention to take these exemptions, and no objections were made. Where required, equivalent disclosures are given in the Group accounts of FX HoldCo Pty Ltd. FX HoldCo Pty Ltd is registered at Level 16, 727 Collins Street, Melbourne, Victoria 3008 Australia.

The financial statements are presented in pound sterling ("GBP") and all values are rounded to the nearest whole pound unless otherwise stated.

### c) Going concern

The financial statements are prepared on a going concern basis as disclosed in the Directors' report.

The Company carries out 12 monthly forecasting analysis and as a result, the directors have a reasonable expectation that the Company has adequate resources to continue in operation for the next 12 months from the date the accounts were approved for signing.

### d) Comparative figures

When required by Accounting Standards, comparative figures have been adjusted to conform to changes in presentation for the current financial year. When the Company applies an accounting policy retrospectively, it makes a retrospective restatement or reclassifies items in its statement of financial position as at the beginning of the earliest comparative period that will be presented.

### e) Financial instruments

The Company determines the classification of its financial instruments at initial recognition in accordance with the categories outlined below and re-evaluates this designation at each financial year-end. When financial instruments are recognised initially, they are measured at fair value, being the transaction price plus, in the case of financial assets and financial liabilities not at fair value through profit or loss, directly attributable transaction costs.

#### **Financial assets and financial liabilities at fair value through profit or loss**

Financial assets and financial liabilities measured at fair value through profit or loss includes derivative open positions included in client funds and in intercompany liabilities shown in the statement of financial position and related notes. Financial assets measured at fair value through profit and loss are financial assets that are not classified and measured at amortised cost or as fair value through other comprehensive income. All financial instruments at fair value through profit or loss are carried in the statement of financial position at fair value with gains and losses recognised in the income statement.

#### **Financial assets measured at amortised cost**

Financial assets measured at amortised cost are non-derivative financial assets which are held to collect the contractual cash flows. The contractual terms of the financial assets give rise to payments on specified dates that are solely payments of principal and interest on the principal amount outstanding. They are included in current assets, except for maturities greater than 12 months after the end of the reporting period, which are classified as non-current assets. The Company's financial assets measured at amortised cost includes cash and cash equivalents, trade and other receivables, and intercompany receivables.

#### **Financial assets measured at fair value through other comprehensive income**

The Company has no financial assets measured at fair value through other comprehensive income.

**2. Significant accounting policies (continued)****e) Financial instruments (continued)****Financial liabilities**

The Company's financial liabilities include client funds (equity portion) and trade payables and other payables. These are measured subsequently at amortised cost using the effective interest method. The interest expense is calculated each reporting period by applying the effective interest rate, and the resulting charge is reflected in the income statement.

**Determination of fair value**

Financial instruments arising from open client positions and the Company's hedging positions are stated at fair value and disclosed according to the valuation hierarchy required by IFRS 7.

According to IFRS 13 'Fair value Measurement', fair value is a price that would be received to sell an asset or paid to transfer a liability in an orderly transaction between market participants in the principal or most advantageous market at measurement date.

The best evidence of fair value is a quoted market price in an active market. Where no quoted market price for an instrument is available, the fair value is based on present value estimates or other valuation techniques based on current market conditions. These valuation techniques rely on market observable inputs wherever possible or rely on inputs which are reasonable assumptions based on market conditions.

Under IFRS 13 all financial assets and liabilities measured or disclosed at fair value are categorised into one of the following levels:

Level 1: quoted (unadjusted) prices in active markets for identical assets or liabilities;

Level 2: other techniques for which all inputs which have a significant effect on the recorded fair value are observable, either directly or indirectly; and

Level 3: techniques which use inputs which have a significant effect on the recorded fair value that are not based on observable market data.

**Derecognition of financial instruments**

A financial asset or financial liability is recognised in the statement of financial position when the Company becomes a party to the contractual provisions of the instrument, which is generally on trade date.

The Company derecognises a financial asset when the contractual cash flows from the asset expire or it transfers its rights to receive contractual cash flows on the financial asset in a transaction in which substantially all the risks and rewards of ownership are transferred. Any interest in transferred financial assets that is created or retained by the Company is recognised as a separate asset or liability.

A financial liability is derecognised from the statement of financial position when the Company has discharged its obligation, or the contract is cancelled or expires.

Financial assets and liabilities are offset, and the net amount is presented in the statement of financial position when the Company has a legal right to offset the amounts and intends to settle on a net basis or to realise the asset and settle the liability simultaneously.

**f) Cash and cash equivalents**

Cash and cash equivalents include cash on hand, deposits held at call with banks, other short-term highly liquid

investments with original maturities of three months or less which are convertible to a known amount of cash and subject to an insignificant risk of change in value, bank overdrafts and client funds held on segregated client accounts.

Cash held on segregated client accounts are client monies held in trust for the purposes of client trading in financial instruments. These amounts are restricted from the Company's personal use under the regulations set out by its Financial Conduct Authority Licence No. 684312.

**g) Client funds**

As part of its business, the Company receives deposits from clients to secure their trading positions, held on segregated client accounts.

Assets or liabilities resulting from profits or losses on open positions are carried at fair value. Client funds are netted against, or presented with, the valuation of financial derivative positions, resulting in a net payable by the Company.

**h) Trade and other receivables**

Trade and other receivables are initially recorded at the transaction price, except for when it contains a significant financing component. At reporting date, trade and other receivables are measured at amortised cost.

**i) Property, plant & equipment**

Each class of property, plant and equipment is carried at cost as indicated less, where applicable, any accumulated depreciation and impairment losses. Cost includes expenditure that is directly attributable to the asset.

**Depreciation**

The depreciable amount of all fixed assets including buildings and capitalised leased assets, but excluding freehold land, is depreciated on a diminishing value basis over the asset's useful life to the Company commencing from the time the asset is held ready for use. Leasehold improvements are depreciated over the shorter of either the unexpired period of the lease or the estimated useful lives of the improvements. The depreciation rates used for each class of depreciable assets are:

Class of fixed asset	Depreciation rate
Office equipment	40%
Computer equipment	66.6%
Leasehold improvements	40%

The assets' residual values, depreciation methods and useful lives are reviewed, and adjusted if appropriate, at the end of each reporting period.

An asset's carrying amount is written down immediately to its recoverable amount if the asset's carrying amount is greater than its estimated recoverable amount. Gains and losses on disposals are determined by comparing proceeds with the carrying amount. These gains and losses are included in the statement of profit and loss.

**2. Significant accounting policies (continued)****j) Intangibles**

Intangible assets include purchased computer software and software licenses. The identifiable and directly associated external and internal costs of acquiring and developing software are capitalised and recognised as an intangible asset where the software is controlled by the Company, and where it is probable that future economic benefits will flow from its use over more than one year. Costs associated with maintaining software are recognised as an expense as incurred.

Computer software and other intangible assets are stated at cost less amortisation and impairment losses, if any.

Capitalised software costs and other intangible assets are amortised on a diminishing value basis. The amortisation rates used for each class of intangible assets are:

Class of intangible asset	Depreciation rate
Computer software	66.6%
Licences	20%

The assets' residual values, amortisation methods and useful lives are reviewed, and adjusted if appropriate, at the end of each reporting period.

**k) Impairment of financial assets**

The Company recognises an expected credit loss on financial assets, including financial investments and trade receivables recorded at fair value through other comprehensive income and amortised cost. The expected credit loss approach requires the Company to account for expected credit losses at initial recognition, and to account for changes in the expected credit losses at each reporting date to reflect changes in credit risk since initial recognition.

**l) Impairment of non-financial assets**

At the end of each reporting period, the Company assesses whether there is any indication that an asset may be impaired. The assessment will include the consideration of external and internal sources of information. If such an indication exists, an impairment test is carried out on the asset by comparing the recoverable amount of the asset, being the higher of the asset's fair value less costs to sell and value in use to the asset's carrying value. Value in use is calculated by discounting the estimated future cash flows of the asset at a pre-tax discount rate reflecting the specific risks in the asset. Any excess of the asset's carrying value over its recoverable amount is expensed to the statement of profit and loss.

Impairment testing is performed annually for intangible assets with indefinite lives. Assets that have an allocated impairment loss are reviewed for reversal indicators at the end of each reporting period. After recognition of an impairment loss, the amortisation charge for the asset is adjusted in future periods to allocate the asset's revised carrying amount on a systematic basis over its remaining useful life.

Impairment losses are recognised as an expense immediately.

**m) Trade and other payables**

Trade and other payables represent the liability outstanding at the end of the reporting period for goods and services received by the Company during the reporting period which remain unpaid. The balance is recognised as a liability with the amounts paid within the stipulated payment terms.

**n) Intercompany netting**

The Group have a policy of netting off any intercompany receivables against intercompany payables providing it's against the same Group entity, as per the relevant services agreements. Intercompany balances with Pepperstone Group Limited can also be offset against margin account balances with Pepperstone Group Limited.

**o) Provisions**

Provisions are recognised when the Company has a legal or constructive obligation, as a result of past events, for which it is probable that an outflow of economic benefits will result, and that outflow can be reliably measured.

Provisions are measured at the present value of management's best estimate of the outflow required to settle the obligation at the end of the reporting period.

The discount rate used is a pre-tax rate that reflects current market assessments of the time value of money and the risks specific to the liability. The increase in the provision due to the unwinding of the discount is taken to finance costs in the statement of profit and loss.

**p) Revenue recognition**

The Company makes markets for customers trading in foreign exchange ("FX") spot and contract for difference markets. Trading revenue represents related brokerage activities for establishing these markets, including spread, commission and funding charges made to clients in respect of the opening, holding and closing of contracts.

Transactions are recorded on the trade date and open client and hedging positions are carried at fair market value, with positions marked to market daily and resulting gains and losses arising recognised in trading revenue together with gains and losses realised on client positions that have closed. The policies and methodologies associated with the determination of fair value have been discussed above under financial instruments.

Trading revenue is reported gross of introductory broker commissions and is the net of amounts collected on behalf of client trading activity. Introductory broker commissions, along with other fees associated with trading activity, are disclosed as cost of sales within the statement of profit and loss.

Trading revenue is recognised when it is probable that economic benefits associated with the transaction will flow to the Company and the revenue can be reliably measured.

**q) Other income**

Under the transfer pricing policy, the Company provides services to other entities in the Group. These services provided are ancillary to the principal activities of the Company, and the income attributed to these services are disclosed as Other income.

This Other income is recorded as the services are provided. It is reported gross without any deductions.

Other income is recognised when it is probable that economic benefits associated with the transactions will flow to the Company and the amounts can be reliably measured.

## 2. Significant accounting policies (continued)

### r) Other expenses

Under the transfer pricing policy, the Company receives services from other entities in the Group. The expenses incurred as a result of these services are disclosed as Other expenses.

Other expenses are recorded as the services are received. It is reported gross without any deductions.

Other expenses are recognised when it is probable that economic benefits associated with the transactions will flow from the Company and the amounts can be reliably measured.

### s) Cost of sales

Cost of sales are charged to the profit and loss when the associated revenue is recognised and is disclosed as a deduction from total revenue in deriving gross profit.

Cost of sales is primarily comprised of bank and payment provider fees, platform volume fees and client and introducing broker rebates paid.

### t) Income tax

Current income tax expense charged to the profit or loss is the tax payable on taxable income calculated using applicable income tax rates enacted, or substantially enacted, as at the end of the reporting period. Current tax liabilities / assets are therefore measured at the amounts expected to be paid to / recovered from the relevant taxation authority.

Deferred income tax expense reflects movements in deferred tax asset and deferred tax liability balances during the year as well as unused tax losses.

Deferred tax assets and liabilities are ascertained based on temporary differences arising between the tax bases of assets and liabilities and their carrying amounts in the financial statements. Deferred tax assets also result where amounts have been fully expensed but future tax deductions are available. No deferred income tax will be recognised from the initial recognition of an asset or liability, excluding a business combination, where there is no effect on accounting or taxable profit or loss.

Deferred tax assets and liabilities are calculated at the tax rates that are expected to apply to the period when the asset is realised or the liability is settled, based on tax rates enacted or substantively enacted at the end of the reporting year. Their measurement also reflects the manner in which management expects to recover or settle the carrying amount of the related asset or liability.

Deferred tax assets relating to temporary differences and unused tax losses are recognised only to the extent that it is probable that future taxable profit will be available against which the benefits of the deferred tax asset can be utilised. To the extent there is uncertainty over the recoverability of a deferred tax amount, no asset will be recognised.

### u) Leases

The Company assesses at contract inception whether a contract is, or contains, a lease. The Group recognises lease liabilities to make lease payments and right-of-use assets representing the right to use the underlying assets.

#### i. Right-of-use assets

Right-of-use assets are measured at cost, less any accumulated depreciation and impairment losses, and adjusted for any remeasurement of lease liabilities. The

cost of right-of-use assets includes the amount of lease liabilities recognised, initial direct costs incurred, and lease payments made at or before the commencement date less any lease incentives received. Right-of-use assets are depreciated on a straight-line basis over the shorter of the lease term and the estimated useful lives of the assets.

#### ii. Lease liability

At the commencement date of the lease, the Company recognises lease liabilities measured at the present value of lease payments to be made over the lease term. The lease payments include fixed payments (including in substance fixed payments) less any lease incentives receivable, variable lease payments that depend on an index or a rate, and amounts expected to be paid under residual value guarantees. The lease payments also include the exercise price of a purchase option reasonably certain to be exercised by the Company and payments of penalties for terminating the lease, if the lease term reflects the Company exercising the option to terminate.

Variable lease payments that do not depend on an index or a rate, are recognised as expenses (unless they are incurred to produce inventories) in the period in which the event or condition that triggers the payment occurs.

In calculating the present value of lease payments, the Company uses its incremental borrowing rate at the lease commencement date because the interest rate implicit in the lease is not readily determinable. After the commencement date, the amount of lease liabilities is increased to reflect the accretion of interest and reduced for the lease payments made. In addition, the carrying amount of lease liabilities is remeasured if there is a modification, a change in the lease term, a change in the lease payments (e.g. changes to future payments resulting from a change in an index or rate used to determine such lease payments) or a change in the assessment of an option to purchase the underlying asset.

### v) Foreign currency translation and balances

#### i. Functional and presentation currency

The functional currency of the Company is measured using the currency of the primary economic environment in which it operates.

The financial statements are presented in Pound Sterling which is the Company's functional and presentation currency.

#### ii. Transaction and balances

Foreign currency transactions are translated into functional currency using the exchange rates prevailing at the date of the transaction. Foreign currency monetary items are translated at the year-end exchange rate. Non-monetary items measured at historical cost continue to be carried at the exchange rate at the date of the transaction. Non-monetary items measured at fair value are reported at the exchange rate at the date when fair values were determined.

Exchange differences arising on the translation of monetary items are recognised in the statement of profit and loss, within other income. Exchange differences arising on the translation of non-monetary items are recognised directly in equity to the extent that the gain or loss is directly recognised in equity; otherwise the exchange difference is recognised in the statement of profit and loss, within other income.

## **2. Significant accounting policies (continued)**

### **w) Accounting estimates and judgements**

The preparation of the financial report requires the making of accounting judgements, estimates and assumptions that affect the recognised amounts of assets, liabilities, revenues and expenses.

The directors evaluate estimates and judgements incorporated into the financial statements based on historical knowledge and best available current information. Estimates assume a reasonable expectation of future events and are based on current trends and economic data, obtained both externally and within the Company.

#### **i. Impairment of financial assets**

Impairment considerations of financial assets involves several important areas of judgement, including estimating forward looking modelled parameters (probability of default, loss given default, exposure to default etc.), developing a range of unbiased future economic scenarios, estimating expected lives and assessing significant increases in credit risk, based on the Company's experience of managing credit risk. Changes in these estimates would result in a change in the allowances and have a direct impact on the impairment charge.

#### **ii. Estimation of useful lives**

The estimation of useful lives, residual values and depreciation methods require significant management judgement and are reviewed annually. Any changes to useful lives may affect prospective depreciation rates and asset carrying values.

### **x) Accounting estimates and judgements**

#### **iii. Litigations and other claims**

Where a claim is considered to be more likely than not to result in a cost to the Company, a provision has been made based on management's best estimate of the cost to the Company of settling such claims.

From time to time the Company may receive customer complaints or be subject to various litigation or regulatory claims.

### **y) Employee benefits**

#### **i. Short-term employee benefits**

Short-term employee benefits are measured on an undiscounted basis and are expensed in the statement of profit and loss as a component of the profit or loss as the related services are provided. A provision is recognised for the amount expected to be paid under short-term cash bonus plans and outstanding annual leave balances if the Company has a present legal or constructive obligation to pay this amount as a result of past services provided by the employee and the obligation can be estimated reliably.

#### **ii. Termination benefits**

Termination benefits are recognised as an expense when the Company is demonstrably committed, without realistic possibility of withdrawal, to a formal detailed plan to terminate employment before the normal retirement date. Termination benefits for voluntary redundancies are recognised if the Company has made an offer encouraging voluntary redundancy, it is probable that the offer will be accepted, and the number of acceptances can be estimated reliably.



### 3. Trading revenue

The Company earns revenue through commissions, spreads and swaps on CFD and spread-bet trades.

### 4. Employee expenses

	30 June 2023	30 June 2022
	£	£
<b>Employee expenses</b>		
Wages and salaries	2,523,826	2,694,740
Social security costs	289,136	365,815
Contribution to pension schemes	21,901	30,498
Health insurance	6,635	7,986
<b>Total employee expenses</b>	<b>2,841,498</b>	<b>3,099,039</b>
<b>The average number of employees (including executive directors) was:</b>	<b>No.</b>	<b>No.</b>
Management	7	6
Other	20	20
<b>Total average employees</b>	<b>27</b>	<b>26</b>

**5. Tax on profit and ordinary activities**

	30 June 2023	30 June 2022
	£	£
<b>Tax charge comprises:</b>		
<b>Current tax</b>		
UK Corporation tax expense	2,598,566	887,247
Adjustment in respect of prior years	52	-
<b>Deferred tax</b>		
Current year	(333)	(588)
Adjustment in respect of previous periods	-	-
Effect of changes in tax rates	1,486	-
<b>Total tax expense</b>	<b>2,599,771</b>	<b>886,659</b>
<b>Reconciliation of income tax expense</b>		
Profit for the year - continuing activities	12,638,496	4,648,129
UK tax expense for the year at 20.50% (2022: 19%)	2,590,372	883,145
<b>Effects of:</b>		
Adjustments in respect of prior years	52	-
Expenses not deductible	8,901	4,587
Income not taxable	(1,040)	(1,073)
Tax rate changes	1,486	-
<b>Total income tax expense</b>	<b>2,599,771</b>	<b>886,659</b>

The Company has recognised a deferred tax liability of £6,090 in 2023 (2022: £4,937).

A UK tax rate of 20.50% has been applied given that the rate increase as at 1 April 2023 to 25% was only in effect for the last 3 months of the period with the rest of the period at 19%.

Movements in deferred tax assets and liabilities were as follows:

	Capital allowances	Temporary differences	Total
	(£)	(£)	(£)
At 1 July 2021	(6,206)	681	(5,525)
Adjustment in respect of prior years	-	-	-
Credit/(charge) to the income statement	588	-	588
<b>At 30 June 2022</b>	<b>(5,618)</b>	<b>681</b>	<b>(4,937)</b>
Adjustment in respect of prior years	-	-	-
Credit/(charge) to the income statement	(1,153)	-	(1,153)
<b>At 30 June 2023</b>	<b>(6,771)</b>	<b>681</b>	<b>(6,090)</b>

**6. Other income**

	30 June 2023	30 June 2022
	£	£
Interest income	240,484	23,682
Income from services provided to other Group entities	10,311,092	-
Intercompany recharges	-	342,435
<b>Total other income</b>	<b>10,551,576</b>	<b>366,117</b>

The Group adopted a new Transfer Pricing policy at the start of the 30 June 2023 financial year (effective date 1 July 2022). As a result, the Company received a profit repatriation allocation from another group entity which makes up the majority of the Income from services provided to other Group entities. The Company also incurred a large cost reallocation from various other entities in the Group. Please refer to note 7.

**7. Other expenses**

	30 June 2023	30 June 2022
	£	£
Brand and platform fee	2,052,508	-
Irrecoverable VAT	1,162,305	164,896
Intercompany recharges	539,853	444,731
Other	488,280	192,277
General Betting Duty expense	53,047	-
Occupancy	39,980	23,198
Interest	20,435	7,584
Travel	24,816	17,841
<b>Total other expenses</b>	<b>4,381,224</b>	<b>850,527</b>

The Group adopted a new Transfer Pricing policy at the start of the 30 June 2023 financial year (effective date 1 July 2022). As a result, the Company received cost reallocations from other entities in the Group which makes up the majority of Other expenses. As these costs are from non-UK entities, the Company incurred an additional irrecoverable VAT expense.

**8. Intangible assets**

	30 June 2023	30 June 2022
	£	£
Computer software	614	614
Less accumulated amortisation	(614)	(614)
<b>Carrying amount of computer software</b>	<b>-</b>	<b>-</b>
Platform licences	124,658	124,658
Less accumulated amortisation	(85,981)	(76,738)
<b>Carrying amount of platform licences</b>	<b>38,677</b>	<b>47,920</b>
<b>Total intangible assets</b>	<b>38,677</b>	<b>47,920</b>

**Reconciliation of intangible assets**

Movement in the carrying amounts for each class of intangible asset between the beginning and the end of the current financial year:

	30 June 2023	30 June 2022
	£	£
<b>Platform licences</b>		
Carrying amount at beginning of year	47,920	58,629
Amortisation	(9,243)	(10,709)
<b>Carrying amount at end of year</b>	<b>38,677</b>	<b>47,920</b>
<b>Total intangible assets</b>	<b>38,677</b>	<b>47,920</b>

**9. Property, plant & equipment**

	30 June 2023	30 June 2022
	£	£
Computer hardware	145,106	128,581
Less accumulated depreciation	(124,942)	(101,983)
<b>Carrying amount of computer hardware</b>	<b>20,164</b>	<b>26,598</b>
Furniture & fittings	9,030	2,444
Less accumulated depreciation	(3,942)	(2,227)
<b>Carrying amount of furniture &amp; fittings</b>	<b>5,088</b>	<b>217</b>
<b>Total property, plant &amp; equipment</b>	<b>25,252</b>	<b>26,815</b>

**9. Property, plant & equipment (continued)****Reconciliation of property, plant & equipment**

Movement in the carrying amounts for each class of property, plant & equipment between the beginning and the end of the current financial year:

	30 June 2023	30 June 2022
	£	£
<b>Computer hardware</b>		
Carrying amount at beginning of year	26,598	33,793
Additions	16,525	18,819
Depreciation	(22,959)	(26,014)
<b>Carrying amount at end of year</b>	<b>20,164</b>	<b>26,598</b>
<b>Furniture &amp; fittings</b>		
Carrying amount at beginning of year	217	572
Additions	6,586	-
Depreciation	(1,715)	(355)
<b>Carrying amount at end of year</b>	<b>5,088</b>	<b>217</b>
<b>Total property, plant &amp; equipment</b>	<b>25,252</b>	<b>26,815</b>

**10. Leases****a) Right-of-use asset**

Right-of use assets were measured at the amount equal to the lease liability, adjusted by the amount of any prepaid or accrued lease payments relating to that lease recognised in the balance sheet as at 30 June 2023. There were no onerous lease contracts that would have required an adjustment to the right-of-use assets at the date of initial application.

	30 June 2023	30 June 2022
	£	£
Right of use asset	286,322	141,953
Less accumulated depreciation	(238,601)	(124,209)
<b>Carrying amount of right of use asset</b>	<b>47,721</b>	<b>17,744</b>
<b>Total right of use asset</b>	<b>47,721</b>	<b>17,744</b>
<b>Reconciliation of right of use asset</b>		
<b>Right of use asset</b>		
Carrying amount at beginning of year	17,744	133,592
Derecognition	-	(151,338)
Additions	286,322	141,953
Depreciation	(256,345)	(106,463)
<b>Total right of use asset</b>	<b>47,721</b>	<b>17,744</b>

**10. Leases (continued)****b) Lease liability**

Lease liabilities were measured at the present value of the remaining lease payments, discounted using the lessee's incremental borrowing rate. The weighted average lessee's incremental borrowing rate applied to the lease liabilities was 5.5%.

	30 June 2023	30 June 2022
	£	£
<b>70 Gracechurch Street, London, United Kingdom</b>		
Lease liability at beginning of year	31,679	148,844
Derecognition of old lease	(2,253)	(152,677)
New lease agreements - present value of lease liabilities	286,322	141,953
Lease payments made in the year	(274,012)	(111,360)
Accretion of interest	7,055	4,919
<b>Lease liabilities recognised as at end of year</b>	<b>48,791</b>	<b>31,679</b>
<b>Neubrückstrasse 1, Dusseldorf, Germany</b>		
Lease liability at beginning of year	20,013	94,569
Derecognition of old lease	-	(89,972)
New lease agreements - present value of lease liabilities	75,681	77,349
Lease payments made in the year	(71,817)	(64,430)
Accretion of interest	1,802	2,497
<b>Lease liabilities recognised as at end of year</b>	<b>25,679</b>	<b>20,013</b>
<b>Total lease liability</b>	<b>74,470</b>	<b>51,692</b>
Lease liabilities - current	74,470	51,692
Lease liabilities - non-current	-	-
<b>Total lease liability</b>	<b>74,470</b>	<b>51,692</b>

**10. Leases (continued)****c) Lease commitments**

	30 June 2023	30 June 2022
	£	£
<b>70 Gracechurch Street, London, United Kingdom</b>		
<b>Payable - minimum lease payments</b>		
No later than 1 year	48,791	31,679
Between 1 year and 5 years	-	-
Greater than 5 years	-	-
<b>Balance at end of year</b>	<b>48,791</b>	<b>31,679</b>
<b>Neubrückstrasse 1, Dusseldorf, Germany</b>		
<b>Payable - minimum lease payments</b>		
No later than 1 year	25,679	20,013
Between 1 year and 5 years	-	-
Greater than 5 years	-	-
<b>Balance at end of year</b>	<b>25,679</b>	<b>20,013</b>
<b>Total at year end</b>	<b>74,470</b>	<b>51,692</b>

**11. Cash and cash equivalents**

	30 June 2023	30 June 2022
	£	£
Cash at bank - own cash	4,098,650	3,828,276
Cash at bank - segregated client funds	25,165,997	28,871,560
<b>Total cash and cash equivalents</b>	<b>29,264,647</b>	<b>32,699,836</b>

There are no overdrafts or facilities on cash held. There are no liens over own cash. The segregated client funds belong to clients.

**12. Trade and other receivables**

	30 June 2023	30 June 2022
	£	£
Amounts due from payment providers	744,644	582,243
Net investment in finance lease	25,679	24,729
Intercompany receivables	20,469,035	4,540,238
Other assets	216,645	237,941
<b>Total trade and other receivables</b>	<b>21,456,003</b>	<b>5,385,151</b>

**13. Prepayments and accrued income**

	30 June 2023	30 June 2022
	£	£
Prepayments	72,119	79,241
<b>Total prepayments</b>	<b>72,119</b>	<b>79,241</b>

**14. Creditors**

	30 June 2023	30 June 2022
	£	£
<b>Amounts falling due within one year</b>		
Client funds	(25,052,355)	(29,143,580)
IB funds	(32,667)	(40,773)
Trade payables	(67,503)	(61,829)
Intercompany liabilities	(5,459,975)	(29,337)
Deferred tax liabilities	(6,090)	(4,937)
Corporation tax	(398,865)	-
Accruals	(598,354)	(852,617)
Other liabilities	(1,396,209)	(131,626)
Lease liabilities	(74,470)	(51,692)
<b>Total amounts falling due within one year</b>	<b>(33,086,488)</b>	<b>(30,316,391)</b>
<b>Amounts falling due after more than one year</b>		
Lease liabilities	-	-
<b>Total amounts falling due after more than one year</b>	<b>-</b>	<b>-</b>
<b>Total creditors</b>	<b>(33,086,488)</b>	<b>(30,316,391)</b>

\*Client funds is comprised of the following:

Client funds equity*	(28,069,215)	(31,943,151)
<b>Financial derivative open positions:</b>		
Gross amount of assets**	3,487,775	3,080,660
Gross amount of liabilities**	(470,915)	(281,089)
<b>Total financial liabilities</b>	<b>(25,052,355)</b>	<b>(29,143,580)</b>

Intercompany liabilities**	(5,580,603)	87,387
<b>Financial derivative open positions:</b>		
Gross amount of assets**	170,131	69,251
Gross amount of liabilities**	(49,503)	(185,975)
<b>Total financial liabilities</b>	<b>(5,459,975)</b>	<b>(29,337)</b>

\*Client funds equity represent the outstanding liability of the Company to its clients, which includes deposits with the Company for the purpose of trading net of any realised gains or losses resulting from closed transactions. The above amounts are all quoted in pound sterling.

\*\*The financial derivative open positions were originally recorded at fair value based on the quoted market price. These are subsequently measured at fair value through profit or loss. These open derivative positions held on behalf of clients across eleven currencies generate exposure to currency rate movement. This market risk is offset with Pepperstone Group Limited, where all positions are held back-to-back.



**15. Provisions for liabilities**

	30 June 2023	30 June 2022
	£	£
<b>Annual leave</b>		
Balance at beginning of year	(57,676)	(66,333)
Utilised during the year	35,053	40,582
Additional provisions	(39,747)	(31,925)
<b>Balance at end of year</b>	<b>(62,370)</b>	<b>(57,676)</b>
<b>Bonus provisions</b>		
Carrying amount at beginning of year	(600,053)	(493,095)
Utilised during the year	600,053	7,865
Reversed during the year	-	493,095
Additional provisions	(434,249)	(607,918)
<b>Balance at end of year</b>	<b>(434,249)</b>	<b>(600,053)</b>
Current	(496,619)	(657,729)
Non-current	-	-
<b>Total provisions</b>	<b>(496,619)</b>	<b>(657,729)</b>

Annual leave provisions relate to employee entitlements expected to be paid or settled within 12 months of employees rendering service.

Bonus provisions relate to accrued staff bonuses payable for the year. The bonus amounts were settled in August 2023 (2022: August 2022).

**16. Called-up share capital**

	30 June 2023	30 June 2023	30 June 2022	30 June 2022
	Number of shares	£	Number of shares	£
<b>Ordinary shares, allotted, authorised and fully paid</b>				
Balance at beginning of year	956,380	956,380	956,380	956,380
Issue of shares at £1 per share	-	-	-	-
<b>Balance at end of year</b>	<b>956,380</b>	<b>956,380</b>	<b>956,380</b>	<b>956,380</b>

The Company has one class of ordinary shares which carry no right to fixed income. In the event of liquidation, assets would be distributed among the holders of ordinary shares in proportion to the amounts paid up on the ordinary shares. All ordinary shares rank pari passu in all respects.

**17. Contingent liabilities**

Legal and regulatory matters may give rise to a material future outflow of economic benefit, however, the Company currently does not consider that there are any matters where an economic outflow is probable.

**18. Related party transactions**

The Company has adopted the disclosure exemptions under FRS 101 for Related Party Disclosures.

	30 June 2023	30 June 2022
	£	£
<b>Amounts due (to) / from Group undertakings</b>		
Pepperstone Group Limited	8,488,138	4,125,181
Pepperstone GmbH	(730,407)	127,820
Pepperstone EU Limited	(644,185)	69,733
Pepperstone Financial Services (DIFC) Limited	(2,808)	-
Pepperstone Markets Kenya Limited	36,055	3,000
Pepperstone Markets Limited	11,093,542	-
Pepperstone Operations Pty Limited	(3,406,048)	185,167
Pepperstone Operations EU Limited	(153,109)	-
FX HoldCo Pty Limited	322,122	-
TR Market News EU Limited	5,760	-
<b>Total</b>	<b>15,009,060</b>	<b>4,510,901</b>

There were no provisions for doubtful debts, or any expenses recognised in relation to doubtful debts due from related parties for the year ended 30 June 2023 (2022: £nil). Other than transactions entered into between the various Group undertakings and the Company, there have been no transactions with other related parties, or loans to related parties outstanding as at 30 June 2023 (2022: £nil).

During previous financial years, a director received an interest-bearing non-recourse loan, repayable over 10 years from a related Group entity for the purposes of acquiring shares in a related party. As of 30 June 2023, there was an amount outstanding of AUD \$1,266,520 (2022: AUD \$1,883,432).

**19. Dividends and distributions**

	30 June 2023	30 June 2022
	£	£
<b>Dividends declared and paid</b>		
Dividends declared and paid	-	-
<b>Total dividends</b>	<b>-</b>	<b>-</b>

**20. Auditor's remuneration**

	30 June 2023	30 June 2022
	£	£
Audit of the financial statements	95,700	82,500
Other audit related fees	47,700	43,000
Tax advisory service	27,775	10,345
Other non-audit	-	34,500
<b>Total auditor's remuneration</b>	<b>171,175</b>	<b>170,345</b>

**21. Financial instruments****Categories of financial instruments at fair value**

As a financial services business, financial instruments are central to the Company's activities. The risk associated with financial instruments represents a significant component of those faced by the Company and is analysed in more detail below.

Details of the significant accounting policies and methods adopted, including the criteria for recognition, the basis of measurement and the basis on which income and expenses are recognised, in respect of each class of financial asset, financial liability and equity instrument are disclosed in Note 2.

**a) Classification**

The following tables analyse the Company's assets and liabilities in accordance with the categories of financial instruments in IFRS 9.

	Amortised Cost	Fair value through profit or loss
	£	£
<b>At 30 June 2023</b>		
<b>Assets</b>		
Cash and cash equivalents	29,264,647	-
Trade and other receivables	21,456,003	-
Prepayments and accrued income	72,119	-
Client funds - open derivatives	-	3,487,775
Intercompany - open derivatives	-	170,131
<b>Total assets</b>	<b>50,792,769</b>	<b>3,657,906</b>
<b>Liabilities</b>		
Client funds	(28,069,215)	-
IB funds	(32,667)	-
Trade payables	(67,503)	-
Intercompany liabilities	(5,580,603)	-
Deferred tax liabilities	(6,090)	-
Corporation tax	(398,865)	-
Accruals	(598,354)	-
Other liabilities	(1,396,209)	-
Lease liabilities	(74,470)	-
Client funds - open derivatives	-	(470,915)
Intercompany - open derivatives	-	(49,503)
<b>Total liabilities</b>	<b>(36,223,976)</b>	<b>(520,418)</b>

**21. Financial instruments (continued)****a) Classification (continued)**

	Amortised Cost	Fair value through profit or loss
	£	£
<b>At 30 June 2022</b>		
<b>Assets</b>		
Cash and cash equivalents	32,699,836	-
Trade and other receivables	5,385,151	-
Prepayments and accrued income	79,241	-
Client funds - open derivatives	-	3,080,660
Intercompany - open derivatives	-	69,251
<b>Total assets</b>	<b>38,164,228</b>	<b>3,149,911</b>
<b>Liabilities</b>		
Client funds	(31,943,151)	-
IB funds	(40,773)	-
Trade payables	(61,829)	-
Intercompany liabilities	87,387	-
Deferred tax liabilities	(4,937)	-
Accruals	(852,617)	-
Other liabilities	(131,626)	-
Lease liabilities	(51,692)	-
Client funds - open derivatives	-	(281,089)
Intercompany - open derivatives	-	(185,975)
<b>Total liabilities</b>	<b>(32,999,238)</b>	<b>(467,064)</b>

**21. Financial instruments (continued)****b) Valuation**

The fair values of the Company's financial assets and liabilities are not materially different from their carrying values. The Company holds derivatives which have been measured at fair value through profit or loss subsequent to initial recognition.

**Financial instrument valuation hierarchy**

The hierarchy of the Company's financial instruments carried at fair value is as follows:

	Level 1	Level 2	Level 3	Total fair value
	£	£	£	£
<b>At 30 June 2023</b>				
<b>Financial assets</b>				
Client funds - open derivatives	-	3,487,775	-	<b>3,487,775</b>
Intercompany - open derivatives	-	170,131	-	<b>170,131</b>
<b>Total financial assets</b>	<b>-</b>	<b>3,657,906</b>	<b>-</b>	<b>3,657,906</b>
<b>Financial liabilities</b>				
Client funds - open derivatives	-	(470,915)	-	<b>(470,915)</b>
Intercompany - open derivatives	-	(49,503)	-	<b>(49,503)</b>
<b>Total financial liabilities</b>	<b>-</b>	<b>(520,418)</b>	<b>-</b>	<b>(520,418)</b>
<b>At 30 June 2022</b>				
<b>Financial assets</b>				
Client funds - open derivatives	-	3,080,660	-	<b>3,080,660</b>
Intercompany - open derivatives	-	69,251	-	<b>69,251</b>
<b>Total financial assets</b>	<b>-</b>	<b>3,149,911</b>	<b>-</b>	<b>3,149,911</b>
<b>Financial liabilities</b>				
Client funds - open derivatives	-	(281,089)	-	<b>(281,089)</b>
Intercompany - open derivatives	-	(185,975)	-	<b>(185,975)</b>
<b>Total financial liabilities</b>	<b>-</b>	<b>(467,064)</b>	<b>-</b>	<b>(467,064)</b>

There have been no changes in the valuation techniques for any of the Company's financial instruments held at fair value in the year (30 June 2022: no change). There were no transfers between Level 1 and Level 2 fair value measurements, and no transfers into or out of Level 3 fair value measurements for years ended 30 June 2023 and 30 June 2022.

**c) Credit risk**

Credit risk exposure relating to financial asset receivables arises from the potential non-performance by counterparties of contract obligations that could lead to financial losses for the Company.

It is the Company's policy not to grant credit to clients. Insofar as that underlying contracts represent a leveraged trading service, the "credit" applicable to the client's account is limited to the amount of margin within that account, as such there is minimal exposure to the Company.

The Company has in place systems on its trading platforms that will not permit a client to trade in excess of the margin balance on their account as described below.

**21. Financial instruments (continued)****c) Credit risk (continued)****Maximum exposure to credit risk**

The following table analyses the Company's maximum exposure to credit risk at their carrying amounts and includes individual client funds held in segregated client accounts.

	30 June 2023	30 June 2022
	£	£
Cash and cash equivalents	29,264,647	32,699,836
Amounts due from payment providers	744,644	582,243
Amounts due from Group undertakings	20,469,035	4,540,238
Prepayments and accrued income	72,119	79,241
Other assets	216,645	237,941
<b>Total maximum exposure to credit risk</b>	<b>50,767,090</b>	<b>38,139,499</b>

**i) Neither past due nor impaired**

The following table shows the credit quality of financial assets which are neither past due nor impaired.

	Cash and cash equivalents	Amounts due from payment providers	Amounts due from Group undertakings	Prepayments and accrued income	Other assets	Total
	£	£	£	£	£	£
<b>At 30 June 2023</b>						
AAA - A2	29,264,647	-	-	-	-	<b>29,264,647</b>
Unrated	-	744,644	20,469,035	72,119	216,645	<b>21,502,443</b>
<b>Total carrying amount</b>	<b>29,264,647</b>	<b>744,644</b>	<b>20,469,035</b>	<b>72,119</b>	<b>216,645</b>	<b>50,767,090</b>
<b>At 30 June 2022</b>						
AAA - A2	32,699,836	-	-	-	-	<b>32,699,836</b>
Unrated	-	582,243	4,540,238	79,241	237,941	<b>5,439,663</b>
<b>Total carrying amount</b>	<b>32,699,836</b>	<b>582,243</b>	<b>4,540,238</b>	<b>79,241</b>	<b>237,941</b>	<b>38,139,499</b>

**ii) Past due but not impaired**

As at the year ended 30 June 2023, there are no financial assets that are past due but not impaired (2022: £nil).

**iii) Impaired**

As at the year ended 30 June 2023, there are no financial assets that are considered impaired (2022: £nil).

**Concentration of credit risk**

Concentration of credit risk is defined as the risk exposure to a counterparty with a loss potential which is large enough to threaten the solvency or the financial position of the Company.

The Company's main concentration risk is cash held in bank accounts. Cash is split across two different banks across eleven currencies to minimise its credit risk against market volatility and both banks have A ratings.

As at 30 June 2023, all financial assets are neither past due nor impaired (2022: £nil).

**21. Financial instruments (continued)****d) Market risk****i) Interest rate risk**

Exposure to interest rate risk arises on financial assets and financial liabilities recognised at the end of the reporting period, whereby a future change in interest rates will affect future cash flows or the fair value of fixed rate financial instruments.

The Company has limited exposure to interest rate risk on its cash positions and any borrowings. Cash is held in non-interest-bearing current accounts. The Company has access to overdraft facilities, which are currently not being utilised. The impact of an increase / decrease in interest rates would have an immaterial impact on pre-tax profits and / or equity. The net exposure at the end of the reporting period is representative of what the Company was and is expecting to be exposed to at the end of the next twelve months.

**ii) Foreign currency risk**

Foreign currency risk is the risk that the fair value or future cash flows of a financial instrument will fluctuate because of changes in foreign exchange rates. Exposure to foreign currency risk arises on financial assets and financial liabilities recognised at the end of the reporting period, whereby a future change in foreign currency will affect future cash flows or the fair value of assets and liabilities.

The Company has no traded market risk as all market risk is borne by Pepperstone Group Limited.

**Translational foreign currency risk**

Translation exposures arise from financial and non-financial items held by an entity with a functional currency different from the entity's presentation currency. The Company does not hedge translational exposures as they do not have a significant impact on the Company's capital resources.

To manage this risk, the Company regularly analyses its currency groups by netting the currency's cash balances with the respective liabilities. If the net position of a currency group is in deficit, funds from a currency group that is in surplus may be converted and transferred to bring the deficit currency group into surplus.

**Sensitivity analysis**

The following sensitivity analysis is based on the foreign currency risk exposures in existence at the end of the reporting period.

The table below shows the pre-tax impact of a change in foreign currency exchange rates as at 30 June assuming all other variables remain constant.

	30 June 2023	30 June 2022
	£	£
+5% strengthening of sterling against other currencies	(716)	139,626
-5% weakening of sterling against other currencies	716	(139,626)

The net exposure at the end of the reporting period is representative of what the Company was and is expected to be exposed to at the end of the next twelve months.

**Collateral**

Notwithstanding that all traded market risk is borne by Pepperstone Group Limited, the trading operations of the Company require a commitment of our capital and involves risk of loss due to the potential for client losses to exceed the amount of cash in their account. As a result, we require that each trade must be collateralised in accordance with our margin policies.

**e) Liquidity risk**

Liquidity risk arises from the possibility that the Company might encounter difficulty in settling its debts or otherwise meeting its obligations relating to financial liabilities. The Company manages this risk through the following mechanisms:

- preparing forecast cash flow analysis in relation to its operational, investing and financial activities, monitored on a quarterly basis; and
- comparing the maturity profile of financial liabilities with the realisation profile of financial assets.

Typically, the Company ensures that it has sufficient cash on demand to meet expected operational expenses by preparing a 12-monthly cash flow forecast.

The Company is required to maintain a minimum level of capital pursuant to the requirements of the Investment Firms Prudential Regime. This capital adequacy balance is monitored closely by the Board on a regular basis through inter-alia a review of the Company's Common Reporting Framework returns. Further, the Board reviews the Internal Capital Adequacy and Risk Assessment process document annually.

**21. Financial instruments (continued)****e) Liquidity risk (continued)****Maturity profile of financial liabilities**

The tables below summarise the maturity profile of the Company's financial liabilities at balance sheet date based on contractual undiscounted repayment obligations as at 30 June 2023. The Company does not expect the majority of customers to request repayment on the earliest date that the Company could be required to pay, and the tables do not reflect the expected cash flows indicated by the Company's client deposit retention history.

	On demand	0-3 months	3-12 months	1-5 years	5+ years	Total
	£	£	£	£	£	£
<b>At 30 June 2023</b>						
Client funds	(25,052,355)	-	-	-	-	(25,052,355)
IB Funds	(32,667)	-	-	-	-	(32,667)
Intercompany liabilities	(5,459,975)	-	-	-	-	(5,459,975)
Trade payables	-	(67,503)	-	-	-	(67,503)
Deferred tax liabilities	(6,090)	-	-	-	-	(6,090)
Corporation tax	(398,865)	-	-	-	-	(398,865)
Accruals	(598,354)	-	-	-	-	(598,354)
Other liabilities	(1,396,209)	-	-	-	-	(1,396,209)
Lease liabilities	-	(74,470)	-	-	-	(74,470)
<b>Total</b>	<b>(32,944,515)</b>	<b>(141,973)</b>	<b>-</b>	<b>-</b>	<b>-</b>	<b>(33,086,488)</b>
<b>At 30 June 2022</b>						
Client funds	(29,143,580)	-	-	-	-	(29,143,580)
IB Funds	(40,773)	-	-	-	-	(40,773)
Intercompany liabilities	(29,337)	-	-	-	-	(29,337)
Trade payables	-	(61,829)	-	-	-	(61,829)
Deferred tax liabilities	(4,937)	-	-	-	-	(4,937)
Corporation tax	-	-	-	-	-	-
Accruals	(852,617)	-	-	-	-	(852,617)
Other liabilities	(131,626)	-	-	-	-	(131,626)
Lease liabilities	-	(51,692)	-	-	-	(51,692)
<b>Total</b>	<b>(30,202,870)</b>	<b>(113,521)</b>	<b>-</b>	<b>-</b>	<b>-</b>	<b>(30,316,391)</b>



**22. Directors' remuneration**

	30 June 2023	30 June 2022
	£	£
<b>Directors' remuneration</b>		
Emoluments	645,212	726,674
Company contributions to money purchase pension schemes	5,659	5,659
<b>Total directors' remuneration</b>	<b>650,871</b>	<b>732,333</b>
<b>The number of directors who:</b>		
Are members of a money purchase scheme	2	2
<b>Total shareholders' funds</b>	<b>2</b>	<b>2</b>
<b>Remuneration of the highest paid director</b>		
Emoluments	473,025	553,350
Company contributions to money purchase pension schemes	4,118	4,118
<b>Total remuneration of the highest paid director</b>	<b>477,143</b>	<b>557,468</b>

**23. Capital management**

From 1 January 2022, the Company is bound by the Investment Firms Prudential Regime (IFPR) which is the UK's new prudential regime for MIFID investment firms. Under IFPR, a MIFID investment firm must at all times maintain own funds that are at least equal to its own funds requirement which is the highest of its permanent minimum capital requirement, its fixed overheads requirement, or its K-factor requirement. On top of the own funds requirement, the firm must hold an amount of core liquid assets equal to the sum of one third of the amount of its fixed overhead requirement.

The Company aims to always maintain a high capital adequacy ratio well above the required minimum. As at 30 June 2023, the Company had regulatory Tier 1 capital of £7,240k. The Company's capital adequacy ratio as at 30 June 2023 was 319% and its liquid asset ratio was 541%. The capital adequacy and liquidity ratios are reported to the Financial Conduct Authority on a quarterly basis.

The Company's objectives when managing capital are to safeguard the Company's ability to continue as a going concern in order to provide returns for the shareholder and to maintain an optimal capital structure to reduce the cost of capital. In order to maintain or adjust the capital structure, the Company may adjust the amount of dividends paid to shareholders or issue new shares.

**24. Controlling party**

The Company's immediate parent company is FX MidCo Pty Ltd, a Company incorporated in Australia.

The Company's ultimate parent company and controlling party is FX HoldCo Pty Ltd, a Company incorporated in Australia. This is the parent undertaking of the largest group, which includes the Company and for which Group accounts are prepared.

**25. Subsequent events**

There are no significant events after the reporting period affecting the Company that require disclosures in the financial statements.



---

70 Gracechurch Street  
London, EC3V 0HR  
United Kingdom