


**Nameco (No 1095) Limited**  
**Annual Report and Financial Statements**  
**31 December 2021**



**Company registration number: 8634808**

# **Nameco (No 1095) Limited**

## **Contents**

---

	<b>Page No</b>
Company Information	2
Strategic Report	3
Directors' Report	4
Independent Auditor's Report	6
Profit and Loss Account - Technical Account – General Business	9
Profit and Loss Account - Non-Technical Account	10
Statement of Comprehensive Income	10
Balance Sheet	11
Statement of Changes in Shareholders' Equity	13
Statement of Cash Flows	14
Notes to the Financial Statements	15

# **Nameco (No 1095) Limited**

## **Company Information**

---

### **Directors**

Jeremy Richard Holt Evans  
Nigel John Hanbury (appointed 24 September 2021)  
Nomina Plc

### **Company Secretary**

Hampden Legal Plc

### **Registered Office**

5th Floor, 40 Gracechurch Street  
London  
EC3V 0BT

### **Auditors**

PfK Littlejohn LLP  
Statutory Auditor  
15 Westferry Circus  
Canary Wharf  
London  
E14 4HD

### **Solicitors**

Jones Day  
21 Tudor Street  
London  
EC4Y 0DJ

# Nameco (No 1095) Limited

## Strategic Report

The Directors present their Strategic Report for the year ended 31 December 2021.

### Business review and future developments

The Financial Statements incorporate the annual accounting results of the syndicates on which the Company participates for The 2019 year closed at 31 December 2021 with a result of £26,711 (2018: £(15,647))

### Key performance indicators

The Directors monitor the performance of the Company by reference to the following key performance indicators:

	2021	2020
Capacity of current underwriting year of account	2,914,405	2,185,086
Gross premium written as a % of capacity	98.5%	106.1%
Capacity of closed underwriting year of account	2,019,251	1,815,763
Underwriting profit/(loss) of closed year as a % of capacity	1.3%	-0.9%

### Other performance indicators

As a result of the nature of this Company as a Lloyd's corporate member the majority of its activities are carried out by the syndicates in which it participates. The Company is not involved directly in the management of the syndicates' activities and therefore the Directors of the Company do not consider it appropriate to monitor and report any performance indicators in relation to staff or environmental matters.

### Financial risk management objectives and policies

As a corporate member of Lloyd's the majority of the risks to this Company's future cash flows arise from its participation in the results of Lloyd's syndicates. As detailed in Note 5, these risks are mostly managed by the managing agent of the syndicate. The Company's role in managing this risk is limited to selection of syndicate participations and monitoring performance of the syndicates. The Company is also directly exposed to these risks, but they are not considered material compared to the syndicate risk for the assessment of the assets, liabilities, financial position and profit or loss of the Company.

### Section 172(1) Statement

The Directors of the Company have a duty to promote the success of the Company whilst giving due regard to the interests of stakeholders affected by the Company's activities.


As a result of the nature of this Company as a Lloyd's corporate member, the majority of its activities are carried out by the syndicates in which it participates. The Company is not involved directly in the management of the syndicates' activities, as these are the responsibility of the relevant managing agent. Each managing agent has a board of directors which are responsible for the activities of each syndicate, and themselves have a duty towards a range of considerations including (but not limited to) employees, community and environmental matters, standards of business conduct and the long term consequence of decisions.

The Company itself undertakes very few transactions. The Company does not employ any staff and the only suppliers are those who provide services for the administration of the Company. The Directors ensure supplier invoices are paid on time in line with any agreed terms. The Directors work very closely with the Members of the Company to discuss all significant decisions, including the selection of which syndicates to participate.

The Company and the syndicates are required to operate within the guidelines and code of conduct of the Lloyd's market. Behind the Lloyd's market is the Lloyd's Corporation, an independent organisation and regulator that acts to protect and maintain the market's reputation and provides services and original research, reports and analysis to the industry's knowledge base.

The Company's Section 172(1) Statement is also available at <https://www.hampden.co.uk/namecosection172>.

Approved by the Board of Directors on 26 May 2022 and signed on its behalf by:



Jeremy Richard Holt Evans  
Director

# **Nameco (No 1095) Limited**

## **Directors' Report**

---

The Directors present their Report together with the audited Financial Statements of the Company for the year ended 31 December 2021.

### **Principal activities**

The principal activity of the Company is that of trading as a Lloyd's corporate capital member. The Company ceased underwriting with effect from 1 January 2022 and will continue to wind up the liabilities arising from underwriting business prior to that date.

### **Results and dividends**

The results for the year are set out on pages 9 to 10 of the Financial Statements. Dividends totalling £nil were paid in the year (2020: £nil).

### **Directors**

The Directors who served at any time during the year were as follows:

John Ronald Comerton (resigned 24 September 2021)  
Jeremy Richard Holt Evans  
Nigel John Hanbury (appointed 24 September 2021)  
Nomina Plc

### **Directors' Responsibilities Statement**

The Directors are responsible for preparing the Strategic Report, the Directors' Report and the Financial Statements in accordance with applicable laws and regulations.

Company law requires the Directors to prepare Financial Statements for each financial year. Under that law the Directors have prepared the Financial Statements in accordance with applicable law and United Kingdom Accounting Standards (United Kingdom Generally Accepted Accounting Practice). Under company law the Directors must not approve the Financial Statements unless they are satisfied that they give a true and fair view of the state of affairs of the Company and of the profit or loss of the Company for that period. In preparing those Financial Statements the Directors are required to:

- select suitable accounting policies and then apply them consistently;
- make judgements and accounting estimates that are reasonable and prudent;
- state whether applicable United Kingdom Accounting Standards have been followed, subject to any material departures disclosed and explained in the Financial Statements; and
- prepare the Financial Statements on the going concern basis unless it is inappropriate to presume that the Company will continue in business.

The Directors are responsible for keeping adequate accounting records that are sufficient to show and explain the Company's transactions and disclose with reasonable accuracy at any time the financial position of the Company and to enable them to ensure that the Financial Statements comply with the Companies Act 2006. They are also responsible for: such internal control as they determine necessary to enable the preparation of Financial Statements that are free from material misstatements, whether due to fraud or error; and safeguarding the assets of the Company, complying with laws and regulations, and hence for taking reasonable steps for the prevention and detection of fraud and other irregularities.

**Nameco (No 1095) Limited**  
**Directors' Report (continued)**

---

**Auditor**

i. PKF Littlejohn LLP has signified its willingness to continue in office as auditor.

ii. Disclosure of information to the Auditor:

In the case of each of the persons who are Directors at the time this report is approved, the following applies:

- so far as the Directors are aware, there is no relevant audit information of which the Company's auditor is unaware; and
- they have taken all the steps that they ought to have taken as a Director in order to make themselves aware of any relevant audit information and to establish that the Company's auditor is aware of that information.

Approved by the Board of Directors on 26 May 2022 and signed on its behalf by:

A handwritten signature in black ink, appearing to read 'J. Holt Evans', with a large loop at the end.

Jeremy Richard Holt Evans  
Director

# **Nameco (No 1095) Limited**

## **Independent Auditor's Report**

---

### **Independent Auditor's Report to the Members of Nameco (No 1095) Limited**

#### **Opinion**

We have audited the Financial Statements of Nameco (No 1095) Limited (the "Company") for the year ended 31 December 2021 which comprise the Profit and Loss Account, the Statement of Comprehensive Income, the Balance Sheet, the Statement of Changes in Shareholders' Equity and the Statement of Cash Flows and notes to the Financial Statements, including a summary of significant accounting policies. The financial reporting framework that has been applied in their preparation is applicable law and United Kingdom Accounting Standards, including FRS 102 and FRS 103 *The Financial Reporting Standard applicable in the UK and Republic of Ireland* (United Kingdom Generally Accepted Accounting Practice).

In our opinion the Financial Statements:

- give a true and fair view of the state of the Company's affairs as at 31 December 2021 and of its result for the year then ended;
- have been properly prepared in accordance with United Kingdom Generally Accepted Accounting Practice; and
- have been prepared in accordance with the requirements of the Companies Act 2006.

#### **Basis for opinion**

We conducted our audit in accordance with International Standards on Auditing (UK) (ISAs (UK)) and applicable law. Our responsibilities under those standards are further described in the Auditor's responsibilities for the audit of the Financial Statements section of our report. We are independent of the Company in accordance with the ethical requirements that are relevant to our audit of the Financial Statements in the UK, including the FRC's Ethical Standard, and we have fulfilled our other ethical responsibilities in accordance with these requirements. We believe that the audit evidence we have obtained is sufficient and appropriate to provide a basis for our opinion.

#### **Conclusions relating to going concern**

In auditing the Financial Statements, we have concluded that the Director's use of the going concern basis of accounting in the preparation of the Financial Statements is appropriate.

Based on the work we have performed, we have not identified any material uncertainties relating to events or conditions that, individually or collectively, may cast significant doubt on the Company's ability to continue as a going concern for a period of at least twelve months from when the Financial Statements are authorised for issue.

Our responsibilities and the responsibilities of the Directors with respect to going concern are described in the relevant sections of this report.

#### **Other information**

The other information comprises the information included in the Annual Report other than the Financial Statements and our auditor's report thereon. The Directors are responsible for the other information contained within the Annual Report. Our opinion on the Financial Statements does not cover the other information and, except to the extent otherwise explicitly stated in our report, we do not express any form of assurance conclusion thereon. Our responsibility is to read the other information and, in doing so, consider whether the other information is materially inconsistent with the Financial Statements or our knowledge obtained in the course of the audit, or otherwise appears to be materially misstated. If we identify such material inconsistencies or apparent material misstatements, we are required to determine whether this gives rise to a material misstatement in the Financial Statements themselves. If, based on the work we have performed, we conclude that there is a material misstatement of this other information, we are required to report that fact.

We have nothing to report in this regard.

#### **Opinions on other matters prescribed by the Companies Act 2006**

In our opinion, based on the work undertaken in the course of the audit:

- the information given in the Strategic Report and the Directors' Report for the financial year for which the Financial Statements are prepared is consistent with the Financial Statements; and
- the Strategic Report and the Directors' Report have been prepared in accordance with applicable legal requirements.

# **Nameco (No 1095) Limited**

## **Independent Auditor's Report (continued)**

---

### **Matters on which we are required to report by exception**

*In the light of the knowledge and understanding of the Company and its environment obtained in the course of the audit, we have not identified material misstatements in the Strategic Report or the Directors' Report.*

We have nothing to report in respect of the following matters in relation to which the Companies Act 2006 requires us to report to you if, in our opinion:

- adequate accounting records have not been kept, or returns adequate for our audit have not been received from branches not visited by us; or
- the Financial Statements are not in agreement with the accounting records and returns; or
- certain disclosures of Directors' remuneration specified by law are not made; or
- we have not received all the information and explanations we require for our audit.

### **Responsibilities of Directors**

As explained more fully in the Directors' Responsibilities Statement, the Directors are responsible for the preparation of the Financial Statements and for being satisfied that they give a true and fair view, and for such internal control as the Directors determine is necessary to enable the preparation of Financial Statements that are free from material misstatement, whether due to fraud or error.

In preparing the Financial Statements, the Directors are responsible for assessing the Company's ability to continue as a going concern, disclosing, as applicable, matters related to going concern and using the going concern basis of accounting unless the Directors either intend to liquidate the Company or to cease operations, or have no realistic alternative but to do so.

### **Auditor's responsibilities for the audit of the Financial Statements**

Our objectives are to obtain reasonable assurance about whether the Financial Statements as a whole are free from material misstatement, whether due to fraud or error, and to issue an auditor's report that includes our opinion. Reasonable assurance is a high level of assurance, but is not a guarantee that an audit conducted in accordance with ISAs (UK) will always detect a material misstatement when it exists. Misstatements can arise from fraud or error and are considered material if, individually or in the aggregate, they could reasonably be expected to influence the economic decisions of users taken on the basis of these Financial Statements.

Irregularities, including fraud, are instances of non-compliance with laws and regulations. We design procedures in line with our responsibilities, outlined above, to detect material misstatements in respect of irregularities, including fraud. The procedures we have undertaken to detect irregularities, including fraud, are detailed below:

- We obtained an understanding of the Company and the sector in which it operates to identify laws and regulations that could reasonably be expected to have a direct effect on the Financial Statements. We obtained our understanding in this regard through discussion with the Directors and the application of our knowledge and experience of the sector in which the Company operates in. We determined the principal laws and regulations relevant to the company in this regard to be those arising from the Companies Act 2006, Lloyds of London byelaws as they relate to limited liability vehicles, UK GAAP and UK taxation regulations.
- We designed our audit procedures to ensure the audit team considered whether there were any indications of non-compliance by the Company with those laws and regulations. These procedures included, but were not limited to:
  - Discussion with management of any known, or suspected instances, of non-compliance by the company with those laws and regulations;
  - discussion with management of any, or suspected, incidence of fraud;
  - review of the Financial Statements disclosure and testing to supporting documentation to assess compliance with applicable law and regulation.
- A review and testing of the system of controls established by management to ensure the accuracy of the Financial Statements.

We identified the risks of material misstatement of the Financial Statements due to fraud as being those arising from management override of controls. We have addressed this risk by performing audit procedures which included, but were not limited to, the testing of journals, reviewing material accounting estimates for evidence of bias and evaluating the business rationale of any significant transactions that are unusual or outside the normal course of business that came to our attention.

Because of the inherent limitations of an audit, there is a risk that we will not detect all irregularities, including those leading to a material misstatement in the Financial Statements or non-compliance with regulation. This risk increases the more that compliance with a law or regulation is removed from the events and transactions reflected in the Financial Statements, as we will be less likely to become aware of instances of non-compliance. The risk is also greater regarding irregularities occurring due to fraud rather than error, as fraud involves intentional concealment, forgery, collusion, omission or misrepresentation.

A further description of our responsibilities for the audit of the Financial Statements is located on the Financial Reporting Council's website at: [www.frc.org.uk/auditorsresponsibilities](http://www.frc.org.uk/auditorsresponsibilities). This description forms part of our auditor's report.




# **Nameco (No 1095) Limited**

## **Independent Auditor's Report (continued)**

---

### **Use of our report**

This report is made solely to the Company's Members, as a body, in accordance with Chapter 3 of Part 16 of the Companies Act 2006. Our audit work has been undertaken so that we might state to the Company's Members those matters we are required to state to them in an auditor's report and for no other purpose. To the fullest extent permitted by law, we do not accept or assume responsibility to anyone, other than the Company and the Company's Members as a body, for our audit work, for this report, or for the opinions we have formed.



**Carmine Papa (Senior Statutory Auditor)**  
**For and on behalf of PKF Littlejohn LLP**  
**Statutory Auditor**  
26 May 2022

15 Westferry Circus  
Canary Wharf  
London  
E14 4HD

# Nameco (No 1095) Limited

## Profit and Loss Account

### Technical Account – General Business for the year ended 31 December 2021

	Note	2021 £	2020 £
<b>Premiums written</b>			
Gross premiums written	6,7	2,869,418	2,318,329
Outward reinsurance premiums		(670,861)	(579,771)
<b>Net premiums written</b>		<u>2,198,557</u>	<u>1,738,558</u>
<b>Change in the provision for unearned premiums</b>	8		
Gross provision		(327,461)	(81,983)
Reinsurers' share		48,188	20,655
<b>Net change in the provision for unearned premiums</b>		<u>(279,273)</u>	<u>(61,328)</u>
<b>Earned premiums, net of reinsurance</b>		<u>1,919,284</u>	<u>1,677,230</u>
Allocated investment return transferred from the non-technical account		3,224	53,890
Other technical income, net of reinsurance		-	-
<b>Total technical income</b>		<u>1,922,508</u>	<u>1,731,120</u>
<b>Claims paid</b>			
Gross amount		(1,215,853)	(1,112,118)
Reinsurers' share		366,185	275,480
<b>Net claims paid</b>		<u>(849,668)</u>	<u>(836,638)</u>
<b>Change in the provision for claims</b>			
Gross amount		(345,042)	(437,801)
Reinsurers' share		41,883	138,614
<b>Change in the net provision for claims</b>	8	<u>(303,159)</u>	<u>(299,187)</u>
<b>Claims incurred, net of reinsurance</b>		<u>(1,152,827)</u>	<u>(1,135,825)</u>
Changes in other technical provisions, net of reinsurance		-	(967)
Net operating expenses	9	(744,479)	(655,752)
Other technical charges, net of reinsurance		-	-
<b>Balance on the technical account for general business</b>		<u>25,202</u>	<u>(61,424)</u>

The Notes are an integral part of these Financial Statements.

# Nameco (No 1095) Limited

## Profit and Loss Account

### Non - Technical Account

for the year ended 31 December 2021

	Note	2021 £	2020 £
<b>Balance on technical account for general business</b>		25,202	(61,424)
Investment income	10	293,291	79,595
Unrealised gains on investments	10	51,480	209,007
Investment expenses and charges	10	(22,860)	(51,606)
Unrealised losses on investments	10	(220,729)	(126,850)
Allocated investment return transferred to the general business technical account		(3,224)	(53,890)
Other income		-	2,643
Other charges		(12,618)	(23,231)
<b>Profit/(loss) before taxation</b>	11	110,542	(25,756)
Tax on profit/(loss)	12	11,805	24,133
<b>Profit/(loss) for the financial year</b>		122,347	(1,623)

## Statement of Comprehensive Income

		2021 £	2020 £
<b>Profit/(loss) for the financial year</b>		122,347	(1,623)
Other comprehensive income:			
Currency translation differences		(5,387)	4,008
Tax on other comprehensive income		1,347	(762)
<b>Other comprehensive income for the year, net of tax</b>		(4,040)	3,246
<b>Total comprehensive income for the financial year</b>	17	118,307	1,623

All amounts relate to continuing operations.

The Notes are an integral part of these Financial Statements.

# Nameco (No 1095) Limited

## Balance Sheet as at 31 December 2021

		31 December 2021			31 December 2020		
	Note	Syndicate participation £	Corporate £	Total £	Syndicate participation £	Corporate £	Total £
<b>Assets</b>							
<b>Intangible assets</b>	13	-	-	-	-	250,830	250,830
<b>Investments</b>							
Financial investments	14	2,405,919	-	2,405,919	1,914,099	-	1,914,099
Deposits with ceding undertakings		12,533	-	12,533	129	-	129
		2,418,452	-	2,418,452	1,914,228	-	1,914,228
<b>Reinsurers' share of technical provisions</b>							
Provision for unearned premiums	8	238,821	-	238,821	187,106	-	187,106
Claims outstanding	8	1,129,980	-	1,129,980	974,452	-	974,452
Other technical provisions		-	-	-	-	-	-
		1,368,801	-	1,368,801	1,161,558	-	1,161,558
<b>Debtors</b>							
Arising out of direct insurance operations							
- Policyholders		5	-	5	5	-	5
- Intermediaries		714,694	-	714,694	471,906	-	471,906
Arising out of reinsurance operations		604,929	-	604,929	550,281	67,891	618,172
Other debtors	15	26,714	1,209,025	1,235,739	46,116	1,725,534	1,771,650
		1,346,342	1,209,025	2,555,367	1,068,308	1,793,425	2,861,733
<b>Other assets</b>							
Cash at bank and in hand		155,226	107,251	262,477	138,223	91,498	229,721
Other		176,986	-	176,986	149,919	-	149,919
		332,212	107,251	439,463	288,142	91,498	379,640
<b>Prepayments and accrued income</b>							
Accrued interest		4,245	-	4,245	4,071	-	4,071
Deferred acquisition costs	8	308,678	-	308,678	246,520	-	246,520
Other prepayments and accrued income		11,815	-	11,815	13,024	-	13,024
		324,738	-	324,738	263,615	-	263,615
<b>Total assets</b>		5,790,545	1,316,276	7,106,821	4,695,851	2,135,753	6,831,604


The Notes are an integral part of these Financial Statements.

# Nameco (No 1095) Limited

## Balance Sheet as at 31 December 2021

		31 December 2021			31 December 2020		
	Note	Syndicate participation £	Corporate £	Total £	Syndicate participation £	Corporate £	Total £
<b>Liabilities and shareholders' funds</b>							
<b>Capital and reserves</b>							
Called up share capital	16	-	1,162,359	1,162,359	-	1,162,359	1,162,359
Share premium account		-	245,011	245,011	-	245,011	245,011
Profit and loss account	17	(100,116)	(160,685)	(260,801)	(212,223)	(166,885)	(379,108)
<b>Shareholders' funds</b>		(100,116)	1,246,685	1,146,569	(212,223)	1,240,485	1,028,262
<b>Technical provisions</b>							
Provision for unearned premiums	8	1,333,424	-	1,333,424	990,867	-	990,867
Claims outstanding – gross amount	8	3,891,349	-	3,891,349	3,306,879	-	3,306,879
Other technical provisions		-	-	-	-	-	-
		5,224,773	-	5,224,773	4,297,746	-	4,297,746
<b>Provisions for other risks and charges</b>							
Deferred taxation	18	-	-	-	-	-	-
Other		853	-	853	834	-	834
		853	-	853	834	-	834
<b>Deposits received from reinsurers</b>		1,572	-	1,572	2,563	-	2,563
<b>Creditors</b>							
Arising out of direct insurance operations		43,637	-	43,637	77,052	-	77,052
Arising out of reinsurance operations		431,252	19,442	450,694	387,412	-	387,412
Amounts owed to credit institutions		-	-	-	2	-	2
Other creditors including taxation and social security	19	133,435	31,062	164,497	91,677	894,989	986,666
		608,324	50,504	658,828	556,143	894,989	1,451,132
<b>Accruals and deferred income</b>		55,139	19,087	74,226	50,788	279	51,067
<b>Total liabilities</b>		5,890,661	69,591	5,960,252	4,908,074	895,268	5,803,342
<b>Total liabilities and shareholders' funds</b>		5,790,545	1,316,276	7,106,821	4,695,851	2,135,753	6,831,604

The Financial Statements were approved and authorised for issue by the Board of Directors on 26 May 2022 and signed on its behalf by:



Jeremy Richard Holt Evans  
Director

Company registration number: 8634808

The Notes are an integral part of these Financial Statements.

# Nameco (No 1095) Limited

## Statement of Changes in Shareholders' Equity for the year ended 31 December 2021

	Note	Called up share capital £	Share premium account £	Profit and loss account £	Total £
At 1 January 2020		1,162,359	245,011	(380,731)	1,026,639
<b>Total comprehensive income for the year:</b>					
Profit/(loss) for the financial year		-	-	(1,623)	(1,623)
Other comprehensive income for the year		-	-	3,246	3,246
Total comprehensive income for the year		-	-	1,623	1,623
<b>Transactions with owners:</b>					
Dividends paid	17,21	-	-	-	-
Proceeds from issue of shares	16	-	-	-	-
Total transactions with owners		-	-	-	-
<b>At 31 December 2020</b>		<b>1,162,359</b>	<b>245,011</b>	<b>(379,108)</b>	<b>1,028,262</b>
At 1 January 2021		1,162,359	245,011	(379,108)	1,028,262
<b>Total comprehensive income for the year:</b>					
Profit/(loss) for the financial year		-	-	122,347	122,347
Other comprehensive income for the year		-	-	(4,040)	(4,040)
Total comprehensive income for the year		-	-	118,307	118,307
<b>Transactions with owners:</b>					
Dividends paid	17,21	-	-	-	-
Proceeds from issue of shares	16	-	-	-	-
Total transactions with owners		-	-	-	-
<b>At 31 December 2021</b>		<b>1,162,359</b>	<b>245,011</b>	<b>(260,801)</b>	<b>1,146,569</b>

The Notes are an integral part of these Financial Statements.

# Nameco (No 1095) Limited

## Statement of Cash Flows for the year ended 31 December 2021

	2021 £	2020 £
<b>Cash flows from operating activities</b>		
Profit/(loss) before tax	110,542	(25,756)
Deduction of (profit)/loss attributed to syndicate transactions	(101,642)	32,601
Distribution/(collection) of closed year result from/(to) syndicates	(15,852)	(69,754)
Profit/(loss) excluding syndicate transactions	(6,952)	(62,909)
Adjustments for:		
(Increase)/decrease in debtors	599,747	(591,212)
Increase/(decrease) in creditors	(825,677)	882,165
(Profit)/loss on disposal of intangible assets	-	(2,643)
Amortisation of syndicate capacity	-	20,151
Investment income	(247,153)	(22,471)
Realised/unrealised (gains)/losses on investments	(1)	1
Income tax paid	(2,194)	(2,261)
<b>Net cash inflow/(outflow) from operating activities</b>	<b>(482,230)</b>	<b>220,821</b>
<b>Cash flows from investing activities</b>		
Investment income	247,153	22,471
Purchase of syndicate capacity	-	(204,865)
Proceeds from sale of syndicate capacity	250,830	2,643
Purchase of investments	-	-
Proceeds from sale of investments	-	-
<b>Net cash inflow/(outflow) from investing activities</b>	<b>497,983</b>	<b>(179,751)</b>
<b>Cash flows from financing activities</b>		
Equity dividends paid	-	-
Issue of shares	-	-
<b>Net cash inflow/(outflow) from financing activities</b>	<b>-</b>	<b>-</b>
<b>Net increase/(decrease) in cash and cash equivalents</b>	<b>15,753</b>	<b>41,070</b>
Cash and cash equivalents at beginning of year	91,498	50,428
Effect of exchange rate changes on cash and cash equivalents	-	-
<b>Cash and cash equivalents at end of year</b>	<b>107,251</b>	<b>91,498</b>
<b>Cash and cash equivalents comprise:</b>		
Cash at bank and in hand	107,251	91,498
Other financial investments	-	-
<b>Cash and cash equivalents</b>	<b>107,251</b>	<b>91,498</b>

The Company has no control over the disposition of assets and liabilities at Lloyd's. Consequently, the Statement of Cash Flows is prepared reflecting only the movement in corporate funds, which includes transfers to and from the syndicates at Lloyd's.

### Net Debt Reconciliation:

The Net Debt Reconciliation comprises only of the corporate cash and cash equivalents, as the Company does not have any borrowings.

The cash and cash equivalents at the beginning of the year, the cash flows arising during the year, any exchange rate movements and the cash and cash equivalents at the end of the year are disclosed within the Cash Flow Statement above.

The Notes are an integral part of these Financial Statements.

# **Nameco (No 1095) Limited**

## **Notes to the Financial Statements for the year ended 31 December 2021**

---

### **1. General information**

The Company is a private company limited by shares that was incorporated in England and Wales and whose registered office is 40 Gracechurch Street, London, EC3V 0BT. The Company participates in insurance business as an underwriting member of various syndicates at Lloyd's.

### **2. Statement of compliance**

These Financial Statements have been prepared in accordance with United Kingdom Accounting Standards, including FRS 102 "The Financial Reporting Standard applicable in the UK and Republic of Ireland" and FRS 103 "Insurance Contracts", the Companies Act 2006 and Schedule 3 of the Large and Medium sized Companies and Groups (Accounts and Reports) Regulations, relating to insurance.

### **3. Summary of significant accounting policies**

The principal accounting policies applied in the preparation of these Financial Statements are set out below. These policies have been consistently applied to all years presented, unless otherwise stated.

#### **Basis of preparation**

The Financial Statements have been prepared on a going concern basis, under the historical cost basis of accounting, as modified by the revaluation of certain financial instruments measured at fair value through profit or loss.

The preparation of Financial Statements in conformity with FRS 102 requires the use of certain critical accounting estimates. It also requires management to exercise its judgement in the process of applying the Company's accounting policies. The areas involving a higher degree of judgement or complexity, or areas where assumptions and estimates are significant to the Financial Statements are disclosed in Note 4.

#### **Going concern**

The Company is an underwriting member of Lloyd's but has ceased accepting new business and is running off its affairs in an orderly manner. The Directors are of the opinion that the Company has adequate resources or adequate resources will be made available to meet its underwriting and other operational obligations for the foreseeable future. Accordingly, the going concern concept has been adopted in the preparation of the Financial Statements. Preparing accounts on a break up basis including a provision for future run-off expenses would not result in any material adjustment to the figures.

#### **Basis of accounting**

The Financial Statements have been prepared using the annual basis of accounting. Under the annual basis of accounting a result is determined at the end of each accounting period, reflecting the profit or loss from providing insurance coverage during that period and any adjustments to the profit or loss of providing insurance cover during earlier accounting periods.

Amounts reported in the general business technical account relate to movements in the period in respect of all relevant years of account of the syndicates on which the Company participates.

Assets and liabilities arising as a result of the underwriting activities are mainly controlled by the syndicates' managing agents. Accordingly, these assets and liabilities have been shown separately in the Balance Sheet as "Syndicate participation". Other assets and liabilities are shown as "Corporate". The syndicate assets are held subject to trust deeds for the benefit of the syndicates' insurance creditors.

The information included in these Financial Statements in respect of the syndicates has been supplied by managing agents based upon the various accounting policies they have adopted. The following describes the policies they have adopted:

#### **General business**

##### **i. Premiums**

Premiums written comprise the total premiums receivable in respect of business incepted during the year, together with any differences between booked premiums for prior years and those previously accrued, and include estimates of premiums due but not yet receivable or notified to the syndicates on which the Company participates, less an allowance for cancellations. All premiums are shown gross of commission payable to intermediaries and exclude taxes and duties levied on them.



# Nameco (No 1095) Limited

## Notes to the Financial Statements (continued) for the year ended 31 December 2021

---

### 3. Summary of significant accounting policies (continued)

#### ii. Unearned premiums

Written premium is earned according to the risk profile of the policy. Unearned premiums represent the proportion of premiums written in the year that relate to unexpired terms of policies in force at the Balance Sheet date, calculated on a time apportionment basis having regard where appropriate, to the incidence of risk. The specific basis adopted by each syndicate is determined by the relevant managing agent.

#### iii. Deferred acquisition costs

Acquisition costs, which represent commission and other related expenses, are deferred over the period in which the related premiums are earned.

#### iv. Reinsurance premiums

Managing agents enter into reinsurance contracts on behalf of syndicates, in the normal course of business, in order to limit the potential losses arising from certain exposures. Reinsurance premium costs are allocated by the managing agent of each syndicate to reflect the protection arranged in respect of the business written and earned.

#### v. Claims incurred and reinsurers' share

Claims incurred comprise claims and settlement expenses (both internal and external) occurring in the year and changes in the provisions for outstanding claims, including provisions for claims incurred but not reported and settlement expenses, together with any other adjustments to claims from previous years. Where applicable, deductions are made for salvage and other recoveries.

The provision for claims outstanding comprises amounts set aside for claims notified and claims incurred but not yet reported (IBNR). The amount included in respect of IBNR is based on statistical techniques of estimation applied by each syndicate's in-house reserving team and reviewed by external consulting actuaries. These techniques generally involve projecting from past experience the development of claims over time to form a view of the likely ultimate claims to be experienced for more recent underwriting, having regard to variations in the business accepted and the underlying terms and conditions. The provision for claims also includes amounts in respect of internal and external claims handling costs. For the most recent years, where a high degree of volatility arises from projections, estimates may be based in part on output from rating and other models of the business accepted and assessments of underwriting conditions.

The reinsurers' share of provisions for claims is based on calculated amounts of outstanding claims and projections for IBNR, net of estimated irrecoverable amounts, having regard to each syndicate's reinsurance programme in place for the class of business, the claims experience for the year and the current security rating of the reinsurance companies involved. Each syndicate uses a number of statistical techniques to assist in making these estimates.

Accordingly the two most critical assumptions made by each syndicate's managing agent as regards claims provisions are that the past is a reasonable predictor of the likely level of claims development and that the rating and other models used including pricing models for recent business are reasonable indicators of the likely level of ultimate claims to be incurred.

The level of uncertainty with regard to the estimations within these provisions generally decreases with time as the exposure period recedes. In addition the nature of short tail claims such as property where claims are typically notified and settled within a short period of time will normally have less uncertainty after a few years than long tail risks such as some liability business where it may be several years before claims are fully advised and settled. In addition to these factors if there are disputes regarding coverage under policies or changes in the relevant law regarding a claim this may increase the uncertainty in the estimation of the outcomes.

The assessment of these provisions is usually the most subjective aspect of an insurer's accounts and may result in greater uncertainty within an insurer's accounts than within those of many other businesses. The provisions for gross claims and related reinsurance recoveries have been assessed on the basis of the information currently available to the directors of each syndicate's managing agent. However, ultimate liability will vary as a result of subsequent information and events and this may result in significant adjustments to the amounts provided. Adjustments to the amounts of claims provisions established in prior years are reflected in the Financial Statements for the period in which the adjustments are made. The provisions are not discounted for the investment earnings that may be expected to arise in the future on the funds retained to meet the future liabilities. The methods used, and the estimates made, are reviewed regularly.

# **Nameco (No 1095) Limited**

## **Notes to the Financial Statements (continued) for the year ended 31 December 2021**

---

### **3. Summary of significant accounting policies (continued)**

#### **vi. Unexpired risks provision**

Provisions for unexpired risks are made where the costs of outstanding claims, related expenses and deferred acquisition costs are expected to exceed the unearned premium provision carried forward at the Balance Sheet date. The provision for unexpired risks is calculated separately by reference to classes of business which are managed together, after taking into account relevant investment return. The provision is made on a syndicate by syndicate basis by the relevant managing agent.

#### **vii. Closed years of account**

At the end of the third year, the underwriting account is normally closed by reinsurance into the following year of account. The amount of the reinsurance to close premium payable is determined by the managing agent, generally by estimating the cost of claims notified but not settled at 31 December, together with the estimated cost of claims incurred but not reported at that date, and an estimate of future claims handling costs.

Any subsequent variation in the ultimate liabilities of the closed year of account is borne by the underwriting year into which it is reinsured.

The payment of a reinsurance to close premium does not eliminate the liability of the closed year for outstanding claims. If the reinsuring syndicate was unable to meet its obligations, and the other elements of Lloyd's chain of security were to fail, then the closed underwriting account would have to settle outstanding claims.

The Directors consider that the likelihood of such a failure of the reinsurance to close is extremely remote, and consequently the reinsurance to close has been deemed to settle the liabilities outstanding at the closure of an underwriting account. The Company has included its share of the reinsurance to close premiums payable as technical provisions at the end of the current period, and no further provision is made for any potential variation in the ultimate liability of that year of account.

#### **viii. Run-off years of account**

Where an underwriting year of account is not closed at the end of the third year (a "run-off" year of account) a provision is made for the estimated cost of all known and unknown outstanding liabilities of that year. The provision is determined initially by the managing agent on a similar basis to the reinsurance to close. However, any subsequent variation in the ultimate liabilities for that year remains with the corporate member participating therein. As a result, any run-off year will continue to report movements in its results after the third year until such time as it secures a reinsurance to close.

#### **ix. Net operating expenses (including acquisition costs)**

Net operating costs include acquisition costs, profit and loss on exchange and other amounts incurred by the syndicates on which the Company participates.

Acquisition costs, comprising commission and other costs related to the acquisition of new insurance contracts, are deferred to the extent that they are attributable to premiums unearned at the Balance Sheet date.

#### **x. Distribution of profits and collection of losses**

Lloyd's operates a detailed set of regulations regarding solvency and the distribution of profits and payment of losses between syndicates and their members. Lloyd's continues to require membership of syndicates to be on an underwriting year of account basis and profits and losses belong to members according to their membership of a year of account. Normally profits and losses are transferred between the syndicate and members after results for a year of account are finalised after 36 months. This period may be extended if a year of account goes into run-off. The syndicate may make earlier on account distributions or cash calls according to the cash flow of a particular year of account and subject to Lloyd's requirements.

# Nameco (No 1095) Limited

## Notes to the Financial Statements (continued) for the year ended 31 December 2021

---

### 3. Summary of significant accounting policies (continued)

#### xi. Financial assets and financial liabilities

##### Classification:

The accounting classification of financial assets and liabilities determines their basis of measurement and how changes in those values are presented in the Profit and Loss Account and Other Comprehensive Income. These classifications are made at initial recognition and subsequent classification is only permitted in restricted circumstances.

The syndicates' investments comprise of debt and equity investments, derivatives, cash and cash equivalents and loans and receivables. Financial liabilities and equity instruments are classified according to the substance of the contractual arrangements entered into. An equity instrument is any contract that evidences a residual interest in the assets of the syndicate after deducting all of its liabilities.

##### Recognition:

Financial assets and liabilities are recognised when the syndicate becomes party to the contractual provisions of the instrument. In respect of the purchases and sales of financial assets, they are recognised on the trade date.

##### Initial measurement:

All financial assets and liabilities are initially measured at transaction price (including transaction costs), except for those financial assets classified as at fair value through profit or loss, which are initially measured at fair value (which is normally the transaction price excluding transaction costs), unless the arrangement constitutes a financing transaction. If an arrangement constitutes a finance transaction, the financial asset or liability is measured at the present value of the future payments discounted at a market rate if interest for a similar debt instrument.

##### Subsequent measurement:

Non-current debt instruments are subsequently measured at amortised cost using the effective interest method.

Debt instruments that are classified as payable or receivable within one financial year and which meet the above conditions are measured at the undiscounted amount of the cash or other consideration expected to be paid or received.

Other debt instruments are measured at fair value through profit or loss.

##### De-recognition of financial assets and liabilities:

Financial assets are derecognised when and only when a) the contractual rights to the cash flow from the financial asset expire or are settled, b) the syndicates transfer to another party substantially all of the risks and rewards of ownership of the financial asset, or c) the syndicates, despite having retained some significant risks and rewards of ownership, have transferred control of the asset to another party and the other party has the practical ability to sell the asset in its entirety to an unrelated third party and is able to exercise that ability unilaterally and without needing to impose additional restrictions on the transfer.

Financial liabilities are derecognised only when the obligation specified in the contract is discharged, cancelled or expires.

##### Fair value measurement:

The best evidence of fair value is a quoted price for an identical asset or liability in an active market that the entity can access at the measurement date.

When quoted prices are unavailable, observable inputs developed using market data for the asset or liability, either directly or indirectly, are used to determine the fair value.

If the market for the asset is not active and there are no observable inputs, then the syndicate estimates the fair value by using unobservable inputs, i.e. where market data is unavailable.

##### Impairment of financial instruments measured at amortised cost or cost:

For financial assets carried at amortised cost, the amount of an impairment is the difference between the asset's carrying amount and the present value of estimated future cash flows, discounted at the financial asset's original effective interest rate, i.e. using the effective interest method.

For financial assets carried at cost less impairment, the impairment loss is the difference between the asset's carrying amount and the best estimate of the amount that would be received for the asset if it were to be sold at the reporting date.

Where indicators exist for a decrease in impairment loss, and the decrease can be related objectively to an event occurring after the impairment was recognised, the prior impairment loss is tested to determine reversal. An impairment loss is reversed on an individual impaired financial asset to the extent that the revised recoverable value does not lead to a revised carrying amount higher than the carrying value had no impairment been recognised. The amount of the reversal is recognised in profit and loss immediately.

# **Nameco (No 1095) Limited**

## **Notes to the Financial Statements (continued) for the year ended 31 December 2021**

---

### **3. Summary of significant accounting policies (continued)**

#### **xi. Financial assets and financial liabilities (continued)**

##### **Offsetting:**

Debtors/creditors arising from insurance/reinsurance operations shown in the Balance Sheet include the totals of all the syndicates' outstanding debit and credit transactions as processed by the Lloyd's central facility. No account has been taken of any offsets which may be applicable in calculating the net amounts due between the syndicates and each of their counterparty insureds, reinsurers or intermediaries as appropriate.

#### **xii. Investment return**

Investment return comprises all investment income, realised investment gains and losses, movements in unrealised gains and losses, net of investment expenses and charges.

Realised and unrealised gains and losses are measured by reference to the original cost of the investment if purchased in the year, or if held at the beginning of the year by reference to the fair value at that date.

Investment return is initially recorded in the non-technical account. A transfer is made from the non-technical account to the general business technical account to reflect the investment return on funds supporting the underwriting business.

#### **xiii. Basis of currency translation**

The presentation and functional currency of the Company is Pound Sterling, which is the currency of the primary economic environment in which it operates. Supported syndicates may have different functional currencies.

Income and expenditure in US dollars, Canadian dollars and Euros is translated at the average rate of exchange for the year. Underwriting transactions denominated in other foreign currencies are included at the rate of exchange ruling at the date the transaction is processed.

Monetary assets and liabilities, which according to FRS 103 are deemed to include unearned premiums and deferred acquisition costs, are translated into Pound Sterling at the rates of exchange at the Balance Sheet date.

Any non-monetary items are translated into the functional currency using the rate of exchange prevailing at the time of the transaction.

Differences arising on translation to the functional currency of the syndicates where the functional currency was not Pound Sterling are reported in the Statement of Other Comprehensive Income. All other exchange differences are reported within the Profit and Loss Account, Non-Technical Account (or the Technical Account in respect of Life syndicates).

#### **Reinsurance at corporate level**

Where considered applicable by the Directors, the Company may purchase additional reinsurance to that purchased through the syndicates. Any such reinsurance premiums and related reinsurance recoveries are treated in the same manner as described for syndicates in Note 3 (iv) and (v) above.

#### **Taxation**

The Company is taxed on its results including its share of underwriting results declared by the syndicates. These are deemed to accrue evenly over the calendar year in which they are declared. The syndicate results included in these Financial Statements are only declared for tax purposes in the calendar year following the normal closure of the year of account. No provision is made for corporation tax in relation to open years of account. However, full provision is made for deferred tax on underwriting results not subject to current corporation tax.

HM Revenue & Customs agrees the taxable results of the syndicates at a syndicate level on the basis of computations submitted by the managing agent. At the date of the approval of these Financial Statements the syndicate taxable results of years of account closed at this and at previous year ends may not have been fully agreed with HM Revenue & Customs. Any adjustments that may be necessary to the tax provisions established by the Company, as a result of HM Revenue & Customs agreement of syndicate results, will be reflected in the Financial Statements of subsequent periods.

# **Nameco (No 1095) Limited**

## **Notes to the Financial Statements (continued) for the year ended 31 December 2021**

---

### **3. Summary of significant accounting policies (continued)**

#### **Deferred taxation**

Deferred tax is provided in full on timing differences which result in an obligation at the Balance Sheet date to pay more tax, or a right to pay less tax, at a future date at rates expected to apply when they crystallise, based on current tax rates and law.

Deferred tax assets are recognised to the extent that it is regarded as more likely than not that they will be recovered.

Deferred tax assets and liabilities have not been discounted.

#### **Intangible assets**

Costs incurred by the Company in the Corporation of Lloyd's auctions in order to acquire rights to participate on syndicates' underwriting years are included within intangible assets and amortised over a five year period beginning in the year following the purchase of the syndicate participation.

The intangible assets are reviewed for impairment where there are indicators for impairment, and any impairment is charged to the Profit and Loss Account for the period.

#### **Cash and cash equivalents and Statement of Cash Flows**

Cash and cash equivalents include deposits held at call with banks, other short-term liquid investments with original maturities of three months or less and cash in hand.

The Company has no control over the disposition of assets and liabilities at Lloyd's. Consequently, the Statement of Cash Flows is prepared reflecting only the movement in corporate funds, which includes transfers to and from syndicates at Lloyd's.

#### **Share capital**

Ordinary share capital is classified as equity. The difference between fair value of the consideration received and the nominal value of the share capital being issued, is taken to the share premium account. Incremental costs directly attributable to the issue of new ordinary shares are shown in equity as a deduction, net of taxes, from the proceeds.

#### **Dividend distributions to shareholders**

Dividend distributions to the Company's shareholders are recognised in the Financial Statements in the period in which the dividends are approved by the shareholders. These amounts are recognised in the Statement of Changes in Shareholders' Equity.

#### **Related party transactions**

The Company discloses transactions with related parties which are not wholly owned within the same group. It does not disclose transactions with members of the same group that are wholly owned.

### **4. Key accounting judgements and estimation uncertainties**

In applying the Company's accounting policies, the Directors are required to make judgements, estimates and assumptions in determining the carrying amounts of assets and liabilities. These judgements, estimates and assumptions are based on the best and most reliable evidence available at the time when the decisions are made, and are based on historical experience and other factors that are considered to be applicable. Due to the inherent subjectivity involved in making such judgements, estimates and assumptions, the actual results and outcomes may differ. The estimates and underlying assumptions are reviewed on an ongoing basis. Revisions to accounting estimates are recognised in the period in which the estimate is revised, if the revision affects only that period, or in the period of the revision and future periods, if the revision affects both current and future periods.

The measurement of the provision for claims outstanding is the most significant judgement involving estimation uncertainty regarding amounts recognised in these Financial Statements in relation to underwriting by the syndicates and this is disclosed further in Note 5.

The management and control of each syndicate is carried out by the managing agent of that syndicate, and the Company looks to the managing agent to implement appropriate policies, procedures and internal controls to manage each syndicate.

The key accounting judgements and sources of estimation uncertainty set out below therefore relate to those made in respect of the Company only, and do not include estimates and judgements made in respect of the syndicates.

# **Nameco (No 1095) Limited**

## **Notes to the Financial Statements (continued) for the year ended 31 December 2021**

---

### **4. Key accounting judgements and estimation uncertainties (continued)**

#### **Purchased syndicate capacity:**

Estimating value in use:

Where an indication of impairment of capacity values exists, the Directors will carry out an impairment review to determine the recoverable amount, which is the higher of fair value less cost to sell and value in use. The value in use calculation requires an estimate of the future cash flows expected to arise from the capacity and a suitable discount rate in order to calculate present value.

Determining the useful life of purchased syndicate capacity:

The assessed useful life of syndicate capacity is five years. This is on the basis that this is the life over which the original value of the capacity acquired is used up.

#### **Assessing indicators of impairment:**

In assessing whether there have been any indicators of impairment assets, the Directors consider both external and internal sources of information such as market conditions, counterparty credit ratings and experience of recoverability. There have been no indicators of impairments identified during the current financial year.

#### **Recoverability of receivables:**

The Company establishes a provision for receivables that are estimated not to be recoverable. When assessing recoverability, factors such as the aging of the receivables, past experience of recoverability, and the credit profile of individual or groups of customers are all considered.

### **5. Risk management**

This section summarises the financial and insurance risks the Company is exposed to either directly at its own corporate level or indirectly via its participation in the Lloyd's syndicates.

#### **Risk background**

The syndicate's activities expose it to a variety of financial and non-financial risks. The managing agent is responsible for managing the syndicate's exposure to these risks and, where possible, introducing controls and procedures that mitigate the effects of the exposure to risk. Each year, the managing agent prepares a Lloyd's Capital Return ("LCR") for the syndicate, the purpose of this being to agree capital requirements with Lloyd's based on an agreed assessment of the risks impacting the syndicate's business, and the measures in place to manage and mitigate those risks from a quantitative and qualitative perspective. The risks described below are typically reflected in the LCR, and, typically, the majority of the total assessed value of the risks concerned is attributable to insurance risk.

The insurance risks faced by a syndicate include the occurrence of catastrophic events, downward pressure on pricing of risks, reductions in business volumes and the risk of inadequate reserving. Reinsurance risks arise from the risk that a reinsurer fails to meet their share of a claim. The management of the syndicate's funds is exposed to risks of investment, liquidity, currency and interest rates leading to financial loss. The syndicate is also exposed to regulatory and operational risks including its ability to continue to trade. However, supervision by Lloyd's provides additional controls over the syndicate's management of risks.

The Company manages the risks faced by the syndicates on which it participates by monitoring the performance of the syndicates it supports. This commences in advance of committing to support a syndicate for the following year, with a review of the business plan prepared for each syndicate by its managing agent. In addition, quarterly reports and annual accounts together with any other information made available by the managing agent are monitored and if necessary enquired into. If the Company considers that the risks being run by the syndicate are excessive it will seek confirmation from the managing agent that adequate management of the risk is in place and, if considered appropriate will withdraw support from the next underwriting year. The Company relies on advice provided by the members' agent which acts for it, who are specialists in assessing the performance and risk profiles of syndicates. The Company also mitigates its insurance risks by participating across several syndicates as detailed in Note 24.

The analysis below provides details of the financial risks the Company is exposed to from syndicate insurance activities and at a corporate company level, as required by FRS 103. Note 8 provides further analysis of sensitivities to reserving and underwriting risks.

# Nameco (No 1095) Limited

## Notes to the Financial Statements (continued) for the year ended 31 December 2021

### 5. Risk management (continued)

#### Syndicate risks

##### i. Liquidity risk

The syndicates are exposed to daily calls on their available cash resources, principally from claims arising from its insurance business. Liquidity risk arises where cash may not be available to pay obligation when due, or to ensure compliance with the syndicate's obligations under the various trust deeds to which it is party.

The syndicates aim to manage their liquidity position so that they can fund claims arising from significant catastrophic events, as modelled in their Lloyd's realistic disaster scenarios ("RDS").

Although there are usually no stated maturities for claims outstanding, syndicates have provided their expected maturity of future claims settlements as follows:

	No stated maturity £	0-1 year £	1-3 years £	3-5 years £	>5 years £	Total £
<b>2021</b>						
Claims outstanding	(25)	1,331,460	1,369,349	591,734	598,831	3,891,349
<b>2020</b>						
Claims outstanding	(1,355)	1,137,461	1,091,884	592,313	486,576	3,306,879

##### ii. Credit risk

Credit ratings to syndicate assets emerging directly from insurance activities which are neither past due nor impaired are as follows:

	AAA £	AA £	A £	BBB or lower £	Not rated £	Total £
<b>2021</b>						
Financial investments	499,640	706,515	748,376	312,933	138,455	2,405,919
Deposits with ceding undertakings	-	-	11,788	-	745	12,533
Reinsurers share of claims outstanding	27,630	338,835	657,000	18,414	88,290	1,130,169
Reinsurance debtors	1,144	16,686	42,543	5,360	10,085	75,818
Cash at bank and in hand	880	3,388	149,241	721	996	155,226
	529,294	1,065,424	1,608,948	337,428	238,571	3,779,665
<b>2020</b>						
Financial investments	264,908	604,026	702,284	222,441	120,440	1,914,099
Deposits with ceding undertakings	-	-	-	-	129	129
Reinsurers share of claims outstanding	46,182	241,085	587,724	21,206	78,420	974,617
Reinsurance debtors	296	13,985	38,908	6,798	9,474	69,461
Cash at bank and in hand	69	2,519	132,677	2,518	440	138,223
	311,455	861,615	1,461,593	252,963	208,903	3,096,529

# Nameco (No 1095) Limited

## Notes to the Financial Statements (continued) for the year ended 31 December 2021

### 5. Risk management (continued)

#### Syndicate risks (continued)

#### ii. Credit risk (continued)

Syndicate assets emerging directly from insurance activities, with reference to their due date or impaired are as follows:

2021	Neither past due nor impaired £	Past due but not impaired			Impaired £	Total £
		Less than 6 months £	Between 6 months and 1 year £	Greater than 1 year £		
Financial investments	2,405,919	-	-	-	-	2,405,919
Deposits with ceding undertakings	12,533	-	-	-	-	12,533
Reinsurers share of claims outstanding	1,130,169	-	-	-	(189)	1,129,980
Reinsurance debtors	75,818	53,605	1,171	1,161	(4)	131,751
Cash at bank and in hand	155,226	-	-	-	-	155,226
Insurance and other debtors	1,717,785	53,466	15,254	11,058	(211)	1,797,352
	5,497,450	107,071	16,425	12,219	(404)	5,632,761

2020	Neither past due nor impaired £	Past due but not impaired			Impaired £	Total £
		Less than 6 months £	Between 6 months and 1 year £	Greater than 1 year £		
Financial investments	1,914,099	-	-	-	-	1,914,099
Deposits with ceding undertakings	129	-	-	-	-	129
Reinsurers share of claims outstanding	974,617	-	-	-	(165)	974,452
Reinsurance debtors	69,461	29,048	676	320	(15)	99,490
Cash at bank and in hand	138,223	-	-	-	-	138,223
Insurance and other debtors	1,343,601	38,259	11,379	7,049	(158)	1,400,130
	4,440,130	67,307	12,055	7,369	(338)	4,526,523

#### iii. Interest rate and equity price risk

Interest rate risk and equity price risk are the risks that the fair value of future cash flows of financial instruments will fluctuate because of changes in market interest rates and market prices, respectively.

#### iv. Currency risk

The syndicates' main exposure to foreign currency risk arises from insurance business originating overseas, primarily denominated in US dollars. Transactions denominated in US dollars form a significant part of the syndicates' operations. This risk is, in part, mitigated by the syndicates maintaining financial assets denominated in US dollars against its major exposures in that currency.

The table below provides details of syndicate assets and liabilities by currency:

2021	GBP £ converted	USD £ converted	EUR £ converted	CAD £ converted	Other £ converted	Total £ converted
Total assets	1,027,771	3,723,896	238,503	612,093	188,282	5,790,545
Total liabilities	(1,171,222)	(3,844,079)	(279,994)	(473,417)	(121,949)	(5,890,661)
Surplus/(deficiency) of assets	(143,451)	(120,183)	(41,491)	138,676	66,333	(100,116)



# Nameco (No 1095) Limited

## Notes to the Financial Statements (continued) for the year ended 31 December 2021

### 5. Risk management (continued)

#### Syndicate risks (continued)

#### iv. Currency risk (continued)

2020	GBP £ converted	USD £ converted	EUR £ converted	CAD £ converted	Other £ converted	Total £ converted
Total assets	830,256	3,013,149	222,449	458,085	171,912	4,695,851
Total liabilities	(1,047,394)	(3,173,905)	(229,601)	(345,751)	(111,423)	(4,908,074)
Surplus/(deficiency) of assets	(217,138)	(160,756)	(7,152)	112,334	60,489	(212,223)

The impact of a 5% change in exchange rates between GBP and other currencies would be £2,167 on shareholders' funds (2020: £246).

#### Company risks

##### i. Investment, Credit and Liquidity risks

The significant risks faced by the Company are with regard to the investment of the available funds within its own custody. The elements of these risks are investment risk, credit risk, interest rate risk and currency risk. The main liquidity risk would arise if a syndicate had inadequate liquid resources for a large claim and sought funds from the Company to meet the claim. In order to minimise investment, credit and liquidity risk the Company's funds are invested in readily realisable short term deposits. The Company does not use derivative instruments to manage risk and, as such, no hedge accounting is applied.

##### ii. Currency risks

The syndicates can distribute their results in Pound Sterling, US dollars or a combination of the two. The Company is exposed to movements in the US dollar between the Balance Sheet date and the distribution of the underwriting profits and losses, which is usually in the May following the closure of a year of account.

In addition, the Company is also subject to currency fluctuations in respect of any financial investments and Funds at Lloyd's shown in the Corporate column of the Balance Sheet and as set out in Notes 14 and 15 respectively.

##### iii. Regulatory risks

The Company is subject to continuing approval by Lloyd's to be a member of a Lloyd's syndicate. The risk of this approval being removed is mitigated by monitoring and fully complying with all requirements in relation to membership of Lloyd's. The capital requirements to support the proposed amount of syndicate capacity for future years are subject to the requirements of Lloyd's. A variety of factors are taken into account by Lloyd's in setting these requirements including market conditions and syndicate performance and although the process is intended to be fair and reasonable, the requirements can fluctuate from one year to the next, which may constrain the volume of underwriting the Company is able to support.

##### iv. Operational risks

As there are relatively few transactions actually undertaken by the Company there are only limited systems and operational requirements of the Company and therefore operational risks are not considered to be significant. Close involvement of all Directors in the Company's key decision making and the fact that the majority of the Company's operations are conducted by syndicates, provides control over any remaining operational risks.

# Nameco (No 1095) Limited

## Notes to the Financial Statements (continued) for the year ended 31 December 2021

### 6. Class of business

2021	Gross written premiums £	Gross premiums earned £	Gross claims incurred £	Net operating expenses £	Reinsurance balance £	Total £
<b>Direct insurance</b>						
Accident and health	54,885	52,553	(18,000)	(23,368)	(3,116)	8,069
Motor – third party liability	5,032	3,108	(1,035)	(1,187)	(75)	811
Motor – other classes	116,130	105,028	(71,298)	(36,141)	4,800	2,389
Marine, aviation and transport	205,245	172,454	(80,515)	(67,891)	(9,636)	14,412
Fire and other damage to property	736,497	660,506	(367,608)	(195,736)	(82,116)	15,046
Third party liability	823,135	699,131	(434,983)	(216,347)	(23,697)	24,104
Credit and suretyship	56,485	48,943	(32,119)	(16,687)	(5,852)	(5,715)
Legal expenses	747	802	(314)	(373)	(2)	113
Assistance	-	-	-	-	-	-
Miscellaneous	1,033	1,356	(681)	(913)	(8)	(246)
Total direct	1,999,189	1,743,881	(1,006,553)	(558,643)	(119,702)	58,983
Reinsurance inwards	870,229	798,076	(554,342)	(185,836)	(94,903)	(37,005)
<b>Total</b>	<b>2,869,418</b>	<b>2,541,957</b>	<b>(1,560,895)</b>	<b>(744,479)</b>	<b>(214,605)</b>	<b>21,978</b>

2020	Gross written premiums £	Gross premiums earned £	Gross claims incurred £	Net operating expenses £	Reinsurance balance £	Total £
<b>Direct insurance</b>						
Accident and health	62,205	64,420	(52,535)	(23,501)	(759)	(12,375)
Motor – third party liability	5,579	4,910	(4,297)	(1,561)	204	(744)
Motor – other classes	96,146	102,044	(66,282)	(31,803)	(1,752)	2,207
Marine, aviation and transport	196,690	185,514	(107,610)	(58,854)	(11,108)	7,942
Fire and other damage to property	583,019	561,495	(360,019)	(168,748)	(48,784)	(16,056)
Third party liability	583,179	545,033	(338,663)	(164,891)	(22,234)	19,245
Credit and suretyship	58,082	60,194	(169,767)	(17,736)	48,110	(79,199)
Legal expenses	3,369	3,371	(1,701)	(1,118)	(478)	74
Assistance	-	-	-	-	-	-
Miscellaneous	1,974	2,359	(1,441)	(867)	(4)	47
Total direct	1,590,243	1,529,340	(1,102,315)	(469,079)	(36,805)	(78,859)
Reinsurance inwards	728,086	707,006	(447,604)	(186,673)	(108,217)	(35,488)
<b>Total</b>	<b>2,318,329</b>	<b>2,236,346</b>	<b>(1,549,919)</b>	<b>(655,752)</b>	<b>(145,022)</b>	<b>(114,347)</b>

### 7. Geographical analysis

	2021 £	2020 £
<b>Direct gross premium written in:</b>		
United Kingdom	1,998,470	1,590,143
Other EU Member States	310	100
Rest of the World	409	-
	<b>1,999,189</b>	<b>1,590,243</b>

# Nameco (No 1095) Limited

## Notes to the Financial Statements (continued) for the year ended 31 December 2021

### 8. Technical provisions

Movement in claims outstanding	Gross £	Reinsurance £	2021 Net £	Gross £	Reinsurance £	2020 Net £
At 1 January	3,306,879	974,452	2,332,427	3,013,016	880,832	2,132,184
Movement of reserves	345,042	41,883	303,159	437,801	138,614	299,187
Other movements	239,428	113,645	125,783	(143,938)	(44,994)	(98,944)
At 31 December	3,891,349	1,129,980	2,761,369	3,306,879	974,452	2,332,427

Movement in unearned premiums	Gross £	Reinsurance £	2021 Net £	Gross £	Reinsurance £	2020 Net £
At 1 January	990,867	187,106	803,761	937,706	172,085	765,621
Movement of reserves	327,461	48,188	279,273	81,983	20,655	61,328
Other movements	15,096	3,527	11,569	(28,822)	(5,634)	(23,188)
At 31 December	1,333,424	238,821	1,094,603	990,867	187,106	803,761

Movement in deferred acquisition costs	2021 Net £	2020 Net £
At 1 January	246,520	242,799
Movement in deferred acquisition costs	64,368	12,113
Other movements	(2,210)	(8,392)
At 31 December	308,678	246,520

Included within other movements are foreign exchange movements and the effect of the 2018 and prior years' technical provisions being reinsured to close into the 2019 year of account (2020: 2017 and prior years' technical provisions being reinsured to close into the 2018 year of account), to the extent where the Company's syndicate participation portfolio has changed between those two years of account.

#### Assumptions, changes in assumptions and sensitivity

As described in Note 5 the majority of the risks to the Company's future cash flows arise from its participation in the results of Lloyd's syndicates and are mostly managed by the managing agents of the syndicates. The Company's role in managing these risks, in conjunction with the Company's members' agent, is limited to a selection of syndicate participations and monitoring the performance of the syndicates and their managing agents.

The amounts carried by the Company arising from insurance contracts are calculated by the managing agents of the syndicates and derived from accounting information provided by the managing agents and reported upon by the syndicate auditors.

The key assumptions underlying the amounts carried by the Company arising from insurance contracts are:

- the net premiums written calculated by the managing agent are an accurate assessment of the premiums payable as a result of the risks contractually committed to up to the Balance Sheet date;
- the net unearned premiums calculated by the managing agent are an accurate assessment of the net premiums written that reflect the exposure to risks arising after the Balance Sheet date, including appropriate allowance for anticipated losses in excess of the unearned premium;
- the claims reserves calculated by the managing agents are an accurate assessment of the ultimate liabilities in respect of claims relating to events up to the Balance Sheet date;
- the potential ultimate result of run-off year results has been accurately estimated by the managing agents; and
- the values of investments and other assets and liabilities are correctly stated at their realisable values at the Balance Sheet date.

There have been no changes to these assumptions in 2021.

# Nameco (No 1095) Limited

## Notes to the Financial Statements (continued) for the year ended 31 December 2021

### 8. Technical provisions (continued)

The amounts carried by the Company arising from insurance contracts are sensitive to various factors as follows:

- a 5% increase/decrease in net earned premium (with all other underwriting elements assumed to change pro-rata with premium) will increase/decrease the Company's pre-tax profit/loss by £95,964 (2020: £83,862 );
- a 5% increase/decrease in the managing agents' calculation of gross claims reserves will decrease/increase the Company's pre-tax profit/loss by £194,567 (2020: £165,344 );
- a 5% increase/decrease in the managing agents' calculation of net claims reserves will decrease/increase the Company's pre-tax profit/loss by £138,068 (2020: £116,621 ).

The 5% movement has been selected to give an indication of the possible variations in the assumptions used.

The tables below show the historical gross and net claims development based on the Company's syndicate participations on all syndicate years during the year ended 31 December 2021. The table does not include the claims development on any syndicates which the Company no longer participates upon and is based on the latest participation shares during the year ended 31 December 2021.

#### Claims development - Gross

Underwriting pure year	After one year £000	After two years £000	After three years £000	After four years £000	After five years £000	After six years £000	After seven years £000	After eight years £000	After nine years £000	After ten years £000	Profit / (loss) on RITC received £000
2012	532	817	803	768	758	742	728	721	716	710	121
2013	407	724	720	698	669	650	641	634	634		75
2014	402	708	741	711	715	697	690	689			126
2015	380	747	751	726	723	713	702				100
2016	461	926	936	924	911	904					58
2017	915	1,381	1,444	1,424	1,421						50
2018	769	1,392	1,473	1,419							82
2019	716	1,413	1,392								
2020	789	1,456									
2021	1,027										

#### Claims development - Net

Underwriting pure year	After one year £000	After two years £000	After three years £000	After four years £000	After five years £000	After six years £000	After seven years £000	After eight years £000	After nine years £000	After ten years £000	Profit / (loss) on RITC received £000
2012	426	678	673	639	626	617	607	600	597	593	110
2013	341	628	612	589	573	558	551	545	546		97
2014	338	615	630	600	594	584	580	577			92
2015	322	633	644	630	613	602	601				78
2016	348	714	727	716	703	700					82
2017	608	994	1,044	1,035	1,014						46
2018	559	1,025	1,103	1,069							80
2019	509	1,053	1,052								
2020	551	1,042									
2021	709										

# Nameco (No 1095) Limited

## Notes to the Financial Statements (continued) for the year ended 31 December 2021

9. Net operating expenses	2021	2020
	£	£
Acquisition costs	580,442	495,378
Change in deferred acquisition costs	(64,368)	(12,113)
Administrative expenses	228,405	172,487
Loss/(profit) on exchange	-	-
	<u>744,479</u>	<u>655,752</u>

10. Investment return	2021	2020
	£	£
Investment income	33,527	37,962
Dividend income	20,037	21,250
Interest on cash at bank	268	2,466
Other interest and similar income	1,426	1,483
Realised gains on investments	238,033	16,434
<b>Investment income</b>	<u>293,291</u>	<u>79,595</u>

Investment management expenses	(10,318)	(13,617)
Realised losses on investments	(12,542)	(37,989)
<b>Investment expenses and charges</b>	<u>(22,860)</u>	<u>(51,606)</u>

Unrealised gains and losses, net	(169,249)	82,157
----------------------------------	-----------	--------

<b>Total investment return</b>	<u>101,182</u>	<u>110,146</u>
--------------------------------	----------------	----------------

### Analysed as follows:

	Investments at fair value through profit or loss £	Investments available for sale £	2021 Total £	Investments at fair value through profit or loss £	Investments available for sale £	2020 Total £
Realised gains and losses	225,491	-	225,491	(20,146)	(1,409)	(21,555)
Unrealised gains and losses	(169,249)	-	(169,249)	80,635	1,522	82,157
Other relevant income	-	-	-	2	-	2
	<u>56,242</u>	<u>-</u>	<u>56,242</u>	<u>60,491</u>	<u>113</u>	<u>60,604</u>
Interest and similar income, net of expenses			44,940			49,542
<b>Total investment return</b>			<u>101,182</u>			<u>110,146</u>

# Nameco (No 1095) Limited

## Notes to the Financial Statements (continued) for the year ended 31 December 2021

11. Profit/(loss) before taxation	2021 £	2020 £
This is stated after charging:		
Key management personnel remuneration	-	-
Amortisation of syndicate capacity	-	20,151
Interest on bank loan and overdrafts	-	-
Interest on other loans	-	-
The Company has no employees		

12. Taxation	2021 £	2020 £
<b>Analysis of charge in year</b>		
Current tax:		
UK corporation tax on profit/(loss) of the year	-	-
Adjustment in respect of previous years	-	(22)
Foreign tax	2,217	2,260
Total current tax	2,217	2,238
Deferred tax:		
Origination and reversal of timing differences	22,480	(15,256)
Change in tax rate	(36,502)	(11,115)
Total deferred tax	(14,022)	(26,371)
Tax on profit/(loss)	(11,805)	(24,133)

### Factors affecting tax charge for year

The tax assessed for the year is different to the standard rate of corporation tax in the UK of 19.00% (2020: 19.00%). The differences are explained below:

	2021 £	2020 £
Profit/(loss) before tax	110,542	(25,756)
Profit/(loss) multiplied by standard rate of corporation tax in the UK of 19.00% (2020: 19.00%)	21,003	(4,894)
Effects of:		
Adjustment in respect of previous years	-	(22)
Group relief claimed	-	-
Income not taxable	(3,701)	(3,954)
Permanent differences	19	25
Foreign tax	2,217	2,260
Rate change and other adjustments	(31,343)	(17,548)
Tax charge/(credit) for the year	(11,805)	(24,133)

The results of the Company's participation on the 2019, 2020 and 2021 years of account and the calendar year movement on 2018 and prior run-offs will not be assessed to tax until the year ended 31 December 2022, 2023 and 2024 respectively being the year after the calendar year result of each run-off year or the normal date of closure of each year of account.

The UK Government announced on 3 March 2021 its intention to increase the UK rate of corporation tax to 25% from 19% from 1 April 2023. This was legislated on 10 June 2021. If a deferred tax balance, this has been calculated with reference to the substantively enacted rates as required under FRS 102.

# Nameco (No 1095) Limited

## Notes to the Financial Statements (continued) for the year ended 31 December 2021

13. Intangible assets	2021	2020
Purchased syndicate capacity	£	£
<b>Cost</b>		
At 1 January	977,630	772,765
Additions	-	204,865
Disposals	(977,630)	-
At 31 December	-	977,630
<b>Amortisation</b>		
At 1 January	726,800	706,649
Provided during the year	-	20,151
Disposals	(726,800)	-
At 31 December	-	726,800
<b>Net book value</b>		
At 31 December 2021 / 2020	-	250,830
At 31 December 2020 / 2019	250,830	66,116

## 14. Financial investments

The Company categorises its fair value measurement using the following three fair value hierarchy levels based on the reliability of inputs used in determining fair values as follows:

Level 1: The unadjusted quoted price in an active market for identical assets that an entity can access at the measurement date.

Level 2: Inputs other than quoted prices included in Level 1 that are observable (i.e. developed using market data) for the asset, either directly or indirectly.

Level 3: Inputs are unobservable (i.e. for which market data is unavailable) for the asset.

Financial investments Syndicate	Financial investments held at fair value through profit or loss				Held at amortised cost	Total
	Level 1 £	Level 2 £	Level 3 £	Total £	£	£
<b>2021</b>						
Shares and other variable yield securities and units in unit trusts	41,781	192,729	44,075	278,585	-	278,585
Debt securities and other fixed income securities	687,826	1,428,275	627	2,116,728	-	2,116,728
Participation in investment pools	1,980	1,760	432	4,172	-	4,172
Loans and deposits with credit institutions	1,137	-	4,468	5,605	-	5,605
Derivatives	700	129	-	829	-	829
Other investments	-	-	-	-	-	-
Financial assets classified as held for sale	-	-	-	-	-	-
<b>Fair value</b>	<b>733,424</b>	<b>1,622,893</b>	<b>49,602</b>	<b>2,405,919</b>	<b>-</b>	<b>2,405,919</b>
<b>Cost</b>				<b>2,389,889</b>	<b>-</b>	<b>2,389,889</b>

# Nameco (No 1095) Limited

## Notes to the Financial Statements (continued) for the year ended 31 December 2021

### 14. Financial investments (continued)

Financial investments Syndicate	Financial investments held at fair value through profit or loss				Held at amortised cost £	Total £
	Level 1 £	Level 2 £	Level 3 £	Total £		
<b>2020</b>						
Shares and other variable yield securities and units in unit trusts	43,014	215,217	36,551	294,782	-	294,782
Debt securities and other fixed income securities	500,324	1,106,131	-	1,606,455	-	1,606,455
Participation in investment pools	366	1,616	1,247	3,229	-	3,229
Loans and deposits with credit institutions	1,946	4,487	108	6,541	-	6,541
Derivatives	1,897	1,195	-	3,092	-	3,092
Other investments	-	-	-	-	-	-
Financial assets classified as held for sale	-	-	-	-	-	-
<b>Fair value</b>	<b>547,547</b>	<b>1,328,646</b>	<b>37,906</b>	<b>1,914,099</b>	<b>-</b>	<b>1,914,099</b>
						<b>Total £</b>
<b>Cost</b>				<b>1,884,201</b>	<b>-</b>	<b>1,884,201</b>
Financial investments Corporate	Financial investments held at fair value through profit or loss				Held at amortised cost £	Total £
	Level 1 £	Level 2 £	Level 3 £	Total £		
<b>2021</b>						
Shares and other variable yield securities and units in unit trusts	-	-	-	-	-	-
Debt securities and other fixed income securities	-	-	-	-	-	-
<b>Fair value</b>	<b>-</b>	<b>-</b>	<b>-</b>	<b>-</b>	<b>-</b>	<b>-</b>
						<b>Total £</b>
<b>Cost</b>				<b>-</b>	<b>-</b>	<b>-</b>
Financial investments Corporate	Financial investments held at fair value through profit or loss				Held at amortised cost £	Total £
	Level 1 £	Level 2 £	Level 3 £	Total £		
<b>2020</b>						
Shares and other variable yield securities and units in unit trusts	-	-	-	-	-	-
Debt securities and other fixed income securities	-	-	-	-	-	-
<b>Fair value</b>	<b>-</b>	<b>-</b>	<b>-</b>	<b>-</b>	<b>-</b>	<b>-</b>
						<b>Total £</b>
<b>Cost</b>				<b>-</b>	<b>-</b>	<b>-</b>

Included within the Corporate figures above are financial investments denominated in non-Sterling currency. The impact of a 5% change in exchange rates between GBP and other currencies would be £nil on shareholders' funds (2020: £nil).



# Nameco (No 1095) Limited

## Notes to the Financial Statements (continued) for the year ended 31 December 2021

### 15. Other debtors

	2021			2020		
	Syndicate participation £	Corporate £	Total £	Syndicate participation £	Corporate £	Total £
Amounts due from group undertakings	-	-	-	-	-	-
Proprietors' loan accounts	-	-	-	-	-	-
Funds at Lloyd's	-	1,067,678	1,067,678	-	1,615,572	1,615,572
Deferred tax asset (Note 18)	-	121,709	121,709	-	106,340	106,340
Other	26,714	19,638	46,352	46,116	3,622	49,738
	26,714	1,209,025	1,235,739	46,116	1,725,534	1,771,650

Funds at Lloyd's ("FAL") represents assets deposited with the Corporation of Lloyd's (Lloyd's) to support the Company's underwriting activities as described in the Accounting Policies. The Company retains the rights to the economic benefit of these assets. The Company has entered into a Lloyd's Deposit Trust Deed which gives Lloyd's the right to apply these monies in settlement of any claims arising from the participation on the syndicates. These monies can only be released from the provision of this Deed with Lloyd's express permission, and only in circumstances where the amounts are either replaced by an equivalent asset, or after the expiration of the Company's liabilities in respect of its underwriting. The Company's underwriting is supported by assets made available to it by the shareholders of the Company.

Where FAL is comprised of financial investments, to meet Lloyd's requirements these investments will usually be the equivalent of Level 1 as defined in Note 14. FAL are held mainly either in Sterling or US dollar denominations and therefore are potentially exposed to the currency risk of fluctuation between the Sterling and US dollar exchange rate. The maximum exposure to a 5% movement in the Sterling and USD exchange rate will be £53,384 (2020: £80,779 ).

### 16. Share capital

#### Allotted, called-up and fully paid

	2021		2020	
	Issued	Value £	Issued	Value £
Ordinary £1 shares	1,162,359	1,162,359	1,162,359	1,162,359

### 17. Profit and loss account

	2021			2020		
	Syndicate participation £	Corporate £	Total £	Syndicate participation £	Corporate £	Total £
Retained profit/(loss) brought forward	(212,223)	(166,885)	(379,108)	(253,384)	(127,347)	(380,731)
Reallocate distribution	15,852	(15,852)	-	69,754	(69,754)	-
Profit/(loss) and other comprehensive income for the financial year	96,255	22,052	118,307	(28,593)	30,216	1,623
Equity dividends	-	-	-	-	-	-
Retained profit/(loss) carried forward	(100,116)	(160,685)	(260,801)	(212,223)	(166,885)	(379,108)

# Nameco (No 1095) Limited

## Notes to the Financial Statements (continued) for the year ended 31 December 2021

### 17. Profit and loss account (continued)

The result for each underwriting year of account is generated over a three year period. These Financial Statements, which cover the period from 1 January 2021 to 31 December 2021, show movements in the first twelve months of the 2021 year of account, the second twelve months of the 2020 year of account and the final twelve months of the 2019 year of account.

Future cash flows will arise when profits/(losses) are distributed/(collected) by Lloyd's after each year of account has closed. Subject to certain conditions, Lloyd's can allow the partial early release of some profits or in the event of an expect loss require advance funding prior to the year of account closing.

The cumulative profit and loss account on all open underwriting years of account is shown in the Balance Sheet under 'Syndicate participation' as detailed in the table below:

	2021	2020
	£	£
Underwriting year of account (cumulative):		
2018 after 36 months	-	(15,647)
2019 after 36 months / 24 months	26,711	(80,841)
2020 after 24 months / 12 months	(30,198)	(115,735)
2021 after 12 months	(96,629)	-
	(100,116)	(212,223)

### 18. Deferred taxation assets/(liabilities)

	2021	2020
	£	£
Opening balance – net	106,340	80,731
Profit and loss account (charge)/credit	14,022	26,371
Other comprehensive income (charge)/credit	1,347	(762)
Closing balance - net	121,709	106,340

The above net deferred tax position as at the year end is analysed as follows:

	2021	2020
	£	£
Deferred tax asset (Note 15)	121,709	106,340
Deferred tax liability	-	-
Net deferred tax balance	121,709	106,340

The deferred tax balance consists of timing differences relating to the taxation of underwriting results. Deferred tax assets are shown within Other debtors (Note 15).

### 19. Other creditors including taxation and social security

	2021			2020		
	Syndicate participation	Corporate	Total	Syndicate participation	Corporate	Total
	£	£	£	£	£	£
Corporation tax	-	-	-	-	-	-
Proprietors' loan accounts	-	-	-	-	894,989	894,989
Third party funds	-	-	-	-	-	-
Other creditors	133,435	-	133,435	91,677	-	91,677
Amount due to group undertakings	-	31,062	31,062	-	-	-
	133,435	31,062	164,497	91,677	894,989	986,666

# Nameco (No 1095) Limited

## Notes to the Financial Statements (continued) for the year ended 31 December 2021

### 20. Financial liabilities

The Company categorises its fair value measurement using the following three fair value hierarchy levels based on the reliability of inputs used in determining fair values as follows:

Level 1: The unadjusted quoted price in an active market for identical liabilities that an entity can access at the measurement date.

Level 2: Inputs other than quoted prices included in Level 1 that are observable (i.e. developed using market data) for the liability, either directly or indirectly.

Level 3: Inputs are unobservable (i.e. for which market data is unavailable) for the liability.

Financial liabilities Syndicate	Financial liabilities held at fair value through profit or loss				Held at amortised cost	Total
	Level 1	Level 2	Level 3	Total		
2021	£	£	£	£	£	£
Borrowings	-	-	-	-	-	-
Derivative liabilities	895	-	-	895	-	895
Financial liabilities classified as held for sale	-	-	-	-	-	-
<b>Fair value</b>	<b>895</b>	<b>-</b>	<b>-</b>	<b>895</b>	<b>-</b>	<b>895</b>

Financial liabilities Syndicate	Financial liabilities held at fair value through profit or loss				Held at amortised cost	Total
	Level 1	Level 2	Level 3	Total		
2020	£	£	£	£	£	£
Borrowings	-	-	-	-	-	-
Derivative liabilities	852	-	-	852	-	852
Financial liabilities classified as held for sale	-	-	-	-	-	-
<b>Fair value</b>	<b>852</b>	<b>-</b>	<b>-</b>	<b>852</b>	<b>-</b>	<b>852</b>

All other financial liabilities of the syndicate participation, including creditors arising out of direct insurance operations, creditors arising out of reinsurance operations and other creditors, are measured at amortised cost.

#### Financial liabilities - Corporate

All corporate financial liabilities are measured at amortised cost.

### 21. Dividends

	2021	2020
	£	£
Equity dividends declared and paid	-	-

### 22. Related party transactions

Nomina plc, a Director of the Company, provides administration services to the Company. Nomina plc charged a management fee of £3,000 (2020: £3,000) to cover all the costs of basic administration of the Company.

### 23. Ultimate controlling party

The Company was controlled J R Comerton until 24 September 2021. With effect from 24 September 2021 the Company is controlled by Helios Underwriting Plc, a company registered in England and Wales. The consolidated financial statements of Helios Underwriting plc are available from the Company's registered office at 40 Gracechurch Street, London EC3V 0BT.

## Nameco (No 1095) Limited

### Notes to the Financial Statements (continued) for the year ended 31 December 2021

---

#### 24. Syndicate participation

The principal syndicates or members' agent pooling arrangements ("MAPA") in which the Company participates as an underwriting member are as follows:

Syndicate or MAPA number	Managing agent	2022 Allocated capacity £	2021 Allocated capacity £	2020 Allocated capacity £	2019 Allocated capacity £
2689	Asta Managing Agency Limited	-	108,445	108,445	100,000
7066	Members' Agents Pooling Arrangement	-	1,323,816	1,193,036	1,113,957
7212	Members' Agents Pooling Arrangement	-	747,706	667,470	597,155
7227	Members' Agents Pooling Arrangement	-	-	8,139	8,139
7319	Members' Agents Pooling Arrangement	-	234,438	207,996	200,000
7321	Members' Agents Pooling Arrangement	-	500,000	-	-