


# Financial Statements CGI Creative Graphics International Limited

---

For the Year Ended 28 February 2021



Registered number: 08606896

**CGI Creative Graphics International Limited**

## Company Information

<b>Directors</b>	P Vogel K Jordan P Owen E Wass (Resigned on 26 March 2021) P Adamson S Jarman S Bursell (Appointed on 26 March 2021)
<b>Registered number</b>	08606896
<b>Registered office</b>	6-8 Singer Way Woburn Road Industrial Estate Kempston Bedfordshire MK42 7AW
<b>Independent auditor</b>	MHA MacIntyre Hudson Statutory Auditor & Chartered Accountants Moorgate House 201 Silbury Boulevard Milton Keynes MK9 1LZ
<b>Bankers</b>	Lloyds Bank plc 249 Silbury Boulevard Secklow Gate West Milton Keynes MK9 1NA

## Contents

	<b>Page</b>
<b>Group strategic report</b>	<b>1-2</b>
<b>Directors' report 3 - 4</b>	<b>3-4</b>
<b>Independent auditor's report 5 - 7</b>	<b>5-7</b>
<b>Consolidated statement of comprehensive income 8</b>	<b>8</b>
<b>Consolidated statement of financial position 9</b>	<b>9</b>
<b>Company statement of financial position 10</b>	<b>10</b>
<b>Consolidated statement of changes in equity 11</b>	<b>11</b>
<b>Company statement of changes in equity 12</b>	<b>12</b>
<b>Consolidated statement of cash flows 13</b>	<b>13</b>
<b>Notes to the financial statements 14 - 38</b>	<b>14-38</b>

CGI Creative Graphics International Limited

## Group Strategic Report

For the Year Ended 28 February 2021

### Introduction

The Directors present their Strategic Report and the audited financial statements for the year ended 28 February 2021 for the group. The group comprises the Company and its 100% subsidiaries; Sign Language Limited, CGI Creative Graphics International (Pty) Limited and CGI Corporate Branding Solutions (Pty) Limited. CGI Creative Graphics International Limited is a global branding solutions Group providing design, production and installation services to the automotive, aerospace and leisure industries.

### Business review

The financial statements show the results of the Group for the year ended 28 February 2021.

The year has been one of challenges, with the business having to continually adapt.

The global trading of the Group has been impacted by the Covid 19 pandemic. This began in March 2020 when the customer base in UK, Europe and South Africa largely ceased production until the Autumn, significantly reducing revenue. Cost reduction measures were taken to mitigate this including retrenchments and use of the furlough scheme in the UK and the Temporary Employer/Employee Relief Scheme (TERS) in South Africa.

Since the onset of the pandemic the Group has focused on providing a safe working environment for employees and any visitors to site. Where appropriate, working from home has been encouraged.

On the 31 December 2020, the UK departed from EU membership (Brexit) and has subsequently agreed future trading arrangements with the EU from 1 January 2021. In an attempt to ensure the smooth running of the business during this transition, stock was purchased early and customers supplied in advance, minimising potential disruption.

The UK leisure market has started to recover post the initial pandemic wave – with a trend towards ‘staycations’ increasing demand. The EU leisure market was not as significantly affected as that of the UK, though Brexit and Covid 19 have caused issues with both supply and demand. Turnover from the South African subsidiary increased during the year as it diversified into other markets, despite demand from the existing client base reducing as a result of Covid.

In the short to medium term the business will continue to need to have the ability to adapt and be able to address unplanned issues. Global shortages in varying products from vinyl, timber and microchips continues to affect the anticipated demand, whilst also resulting in raw material price increases.

The customer base throughout the business, whether it be UK, European or South African specific remains solid and the business continues to be well positioned to capitalise on any growth that materialises within any of the business markets.

### Principal risks and uncertainties

#### Currency

The Group reports its revenues and costs in £ whilst much of these revenues and costs may arise in currencies other than this including, inter alia, US Dollars, Euro and South African Rand. As a result, the Group is exposed to risks associated with fluctuations in foreign currency exchange rates, which may adversely affect the Group's reported profits or make its overseas contracts relatively less valuable. In particular, customers are invoiced in various currencies, which may in the future give rise to material currency exposure risks. The Group also purchases product in foreign currency. The Group looks at its currency risk and takes appropriate hedging positions as necessary.

#### Liquidity risk

Liquidity risk arises from the Group's management of working capital and the finance charges and principal repayments on its debt instruments. It is the risk that the Group will encounter difficulty in meeting its financial obligations as they fall due.

## Group Strategic Report

For the Year Ended 28 February 2021

The Group's policy is to ensure that it will always have sufficient cash to allow it to meet its liabilities when they become due. To achieve this aim, the Group finances its operations through a mix of equity and borrowings. The Group's objective is to provide funding for future growth and achieve a balance between continuity and flexibility through its bank facilities and investment.

The Board receives cash flow projections on a regular basis as well as information regarding cash balances. At the end of the financial year, these projections indicated that the Group expected to have sufficient liquid resources for a period of at least twelve months from the date of signing of these financial statements, to meet its obligations under all reasonably expected circumstances.

### **Covid-19**

Demand in the Group's core markets is strong but it continues to be affected by the global supply chain issues caused by the Covid-19 pandemic. The expectancy is that this will continue for at least a further year. Plans to mitigate any impact are continually being reviewed.

The business constantly reviews its financing and management of working capital. A dividend of R10m was voted by the South African subsidiary, with the subsequent funds being paid to the Parent Company in the UK.

### **Financial key performance indicators**

The Group considers that the key performance indicators are the level of revenue generated and the cash resources of the business, both of which the board believe to be satisfactory for the year under review.

This report was approved by the board and signed on its behalf.



S. Jarman  
Director

Date: 26.11.21

## Directors' Report

For the Year Ended 28 February 2021

The directors present their report and the financial statements for the year ended 28 February 2021.

### Principal Activities

CGI Creative Graphics International Limited is a global branding solutions group providing design, production and installation services to the automotive, aerospace and leisure industries.

### Directors' responsibilities statement

The directors are responsible for preparing the Group strategic report, the Directors' report and the consolidated financial statements in accordance with applicable law and regulations.

Company law requires the directors to prepare financial statements for each financial year. Under that law the directors have elected to prepare the financial statements in accordance with applicable law and United Kingdom Accounting Standards (United Kingdom Generally Accepted Accounting Practice), including Financial Reporting Standard 102 'The Financial Reporting Standard applicable in the UK and Republic of Ireland'. Under company law the directors must not approve the financial statements unless they are satisfied that they give a true and fair view of the state of affairs of the Company and the Group and of the profit or loss of the Group for that period. In preparing these financial statements, the directors are required to:

- select suitable accounting policies for the Group's financial statements and then apply them consistently;
- make judgements and accounting estimates that are reasonable and prudent;
- prepare the financial statements on the going concern basis unless it is inappropriate to presume that the Group will continue in business.

The directors are responsible for keeping adequate accounting records that are sufficient to show and explain the Company's transactions and disclose with reasonable accuracy at any time the financial position of the Company and the Group and enable them to ensure that the financial statements comply with the Companies Act 2006. They are also responsible for safeguarding the assets of the Company and the Group and hence for taking reasonable steps for the prevention and detection of fraud and other irregularities.

### Results and dividends

The profit before amortisation of intangible assets, depreciation and interest amounted to £62,880 (2020 - £735,159). The loss for the year, after taxation, and foreign exchange movements, amounted to £1,266,575 (2020 - £1,153,876).

The directors have not proposed the payment of a dividend.

### Directors

The directors who served during the year were:

P Vogel  
K Jordan  
P Owen  
E Wass (Resigned on 26 March 2021)  
P Adamson  
S Jarman  
S Bursell (Appointed on 26 March 2021)

## Directors' Report (continued)

For the Year Ended 28 February 2021

### Disclosure of information to auditor

Each of the persons who was a director at the time when this Directors' report is approved has confirmed that:

- so far as the director is aware, there is no relevant audit information of which the Company and the Group's auditor is unaware, and
- the director has taken all the steps that ought to have been taken as a director in order to be aware of any relevant audit information and to establish that the Company and the Group's auditor are aware of that information.

### Post balance sheet events

Since the year end, there has been the COVID-19 pandemic in which has had a significant impact on the worldwide economy and the UK markets. Consideration has been given with the highest priority to meeting customer demands and maintaining the ability to effect payments on time to our suppliers.

### Auditor


Under section 487(2) of the Companies Act 2006, MHA MacIntyre Hudson will be deemed to have been reappointed as auditor 28 days after these financial statements were sent to members or 28 days after the latest date prescribed for filing the accounts with the registrar, whichever is earlier.

This report was approved by the board and signed on its behalf.

### Normalised earnings before interest, taxation and depreciation

The Directors hereby present normalised earnings before taxation. Normalised earnings exclude the unrealised profit/loss in the fair value adjustment to property plant and equipment and exceptional items:

	Group 2021	Group 2020	Company 2021	Company 2020
	£	£	£	£
Operational (loss)/profit	(137,695)	218,689	(270,426)	680,682
Add back:				
Retrenchment costs	61,136	37,174	-	-
Redundancy costs	55,246	3,735	50,150	-
Inventory written off	30,598	113,696	-	-
Revised earnings for operational purposes	9,285	373,294	(220,276)	680,682
Depreciation and amortisation	200,575	516,470	65,060	335,023
<b>Normalised earnings before interest, taxation and depreciation</b>	<b>209,860</b>	<b>889,764</b>	<b>(155,216)</b>	<b>1,015,705</b>



S. Jarman  
Director

Date: 26.11.21

# Independent Auditor's Report to the Members of CGI Creative Graphics International Limited

## Opinion

We have audited the financial statements of CGI Creative Graphics International Limited (the 'parent Company') and its subsidiaries (the 'Group') for the year ended 28 February 2021, which comprise the Group Statement of Comprehensive Income, the Group and Company Balance Sheets, the Group Statement of Cash Flows, the Group and Company Statement of Changes in Equity and the related notes, including a summary of significant accounting policies. The financial reporting framework that has been applied in their preparation is applicable law and United Kingdom Accounting Standards, including Financial Reporting Standard 102 'The Financial Reporting Standard applicable in the UK and Republic of Ireland' (United Kingdom Generally Accepted Accounting Practice).

In our opinion the financial statements:

- give a true and fair view of the state of the Group's and of the parent Company's affairs as at 28 February 2021 and of the Group's loss for the year then ended;
- have been properly prepared in accordance with United Kingdom Generally Accepted Accounting Practice; and
- have been prepared in accordance with the requirements of the Companies Act 2006.

## Basis of Opinion

We conducted our audit in accordance with International Standards on Auditing (UK) (ISAs (UK)) and applicable law. Our responsibilities under those standards are further described in the Auditors' responsibilities for the audit of the financial statements section of our report. We are independent of the Group in accordance with the ethical requirements that are relevant to our audit of the financial statements in the United Kingdom, including the Financial Reporting Council's Ethical Standard, and we have fulfilled our other ethical responsibilities in accordance with these requirements. We believe that the audit evidence we have obtained is sufficient and appropriate to provide a basis for our opinion.

## Conclusions relating to going concern

We have nothing to report in respect of the following matters in relation to which the ISAs (UK) require us to report to you where:

- the Directors' use of the going concern basis of accounting in the preparation of the financial statements is not appropriate; or
- the Directors have not disclosed in the financial statements any identified material uncertainties that may cast significant doubt about the Group's ability to continue to adopt the going concern basis of accounting for a period of at least twelve months from the date when the financial statements are authorised for issue.

## Other information

The directors are responsible for the other information. The other information comprises the information included in the Annual Report, other than the financial statements and our Auditors' report thereon. Our opinion on the financial statements does not cover the other information and, except to the extent otherwise explicitly stated in our report, we do not express any form of assurance conclusion thereon.



# Independent Auditor's Report to the Members of CGI Creative Graphics International Limited

In connection with our audit of the financial statements, our responsibility is to read the other information and, in doing so, consider whether the other information is materially inconsistent with the financial statements or our knowledge obtained in the audit or otherwise appears to be materially misstated. If we identify such material inconsistencies or apparent material misstatements, we are required to determine whether there is a material misstatement in the financial statements or a material misstatement of the other information. If, based on the work we have performed, we conclude that there is a material misstatement of this other information, we are required to report that fact.

We have nothing to report in this regard.

## **Opinion on other matters prescribed by the Companies Act 2006**

In our opinion, based on the work undertaken in the course of the audit:

- the information given in the Group strategic report and the Directors' report for the financial year for which the financial statements are prepared is consistent with the financial statements; and
- the Group strategic report and the Directors' report have been prepared in accordance with applicable legal requirements.

## **Matters on which we are required to report by exceptions**

In the light of the knowledge and understanding of the Group and the parent Company and its environment obtained in the course of the audit, we have not identified material misstatements in the Group Strategic Report or the Directors' Report.

We have nothing to report in respect of the following matters in relation to which the Companies Act 2006 requires us to report to you if, in our opinion:

- adequate accounting records have not been kept by the parent Company, or returns adequate for our audit have not been received from branches not visited by us; or
- the parent Company financial statements are not in agreement with the accounting records and returns; or
- certain disclosures of directors' remuneration specified by law are not made; or
- we have not received all the information and explanations we require for our audit.

## **Responsibilities of directors**

As explained more fully in the Directors' responsibilities statement on pages 3, the directors are responsible for the preparation of the financial statements and for being satisfied that they give a true and fair view, and for such internal control as the directors determine is necessary to enable the preparation of financial statements that are free from material misstatement, whether due to fraud or error.

In preparing the financial statements, the directors are responsible for assessing the Group's and the parent Company's ability to continue as a going concern, disclosing, as applicable, matters related to going concern and using the going concern basis of accounting unless the directors either intend to liquidate the Group or the parent Company or to cease operations, or have no realistic alternative but to do so.

# Independent Auditor's Report to the Members of CGI Creative Graphics International Limited

## Auditors' responsibilities for the audit of the financial statements

Our objectives are to obtain reasonable assurance about whether the financial statements as a whole are free from material misstatement, whether due to fraud or error, and to issue an Auditors' Report that includes our opinion. Reasonable assurance is a high level of assurance, but is not a guarantee that an audit conducted in accordance with ISAs (UK) will always detect a material misstatement when it exists. Misstatements can arise from fraud or error and are considered material if, individually or in the aggregate, they could reasonably be expected to influence the economic decisions of users taken on the basis of these financial statements.

Irregularities, including fraud, are instances of non-compliance with laws and regulations. We design procedures in line with our responsibilities, outlined above, to detect material misstatements in respect of irregularities, including fraud. The specific procedures for this engagement and the extent to which these are capable of detecting irregularities, including fraud is detailed below:

- Enquiry of management and those charged with governance around actual and potential litigation and claims;
- Enquiry of entity staff in tax and compliance functions to identify any instances of non-compliance with laws and regulations;
- Performing audit work over the risk of management override of controls, including testing of journal entries and other adjustments for appropriateness, evaluating the business rationale of significant transactions outside the normal course of business and reviewing accounting estimates for bias;
- Reviewing minutes of meetings of those charged with governance;
- Reviewing financial statement disclosures and testing to supporting documentation to assess compliance with applicable laws and regulations.

Because of the inherent limitations of an audit, there is a risk that we will not detect all irregularities, including those leading to a material misstatement in the financial statements or non-compliance with regulation. This risk increases the more that compliance with a law or regulation is removed from the events and transactions reflected in the financial statements, as we will be less likely to become aware of instances of non-compliance. The risk is also greater regarding irregularities occurring due to fraud rather than error, as fraud involves intentional concealment, forgery, collusion, omission or misrepresentation.

## Use of our report

This report is made solely to the Company's members, as a body, in accordance with Chapter 3 of Part 16 of the Companies Act 2006. Our audit work has been undertaken so that we might state to the Company's members those matters we are required to state to them in an Auditors' report and for no other purpose. To the fullest extent permitted by law, we do not accept or assume responsibility to anyone other than the Company and the Company's members, as a body, for our audit work, for this report, or for the opinions we have formed.



Atul Kanya FCCA (Senior Statutory Auditor)

for and on behalf of

**MHA MacIntyre Hudson (Statutory Auditor)**

Milton Keynes

United Kingdom

Date: 1 December 2021

## Consolidated Statement of Comprehensive Income

For the Year Ended 28 February 2021

	Note	2021 £	2020 £
Turnover	3	10,102,345	15,374,291
Cost of sales		(6,803,025)	(11,134,879)
<b>Gross profit</b>		<b>3,299,320</b>	<b>4,239,412</b>
Administrative expenses		(3,651,551)	(4,165,198)
Other operating income	4	214,536	144,475
<b>Operating profit</b>		<b>(137,695)</b>	<b>218,689</b>
<b>Analysed as:</b>			
<b>Earnings before depreciation and amortisation</b>		<b>62,880</b>	<b>735,159</b>
Depreciation		(199,385)	(275,175)
Amortisation		(1,190)	(241,295)
Interest receivable and similar income	8	11,333	24,179
Interest payable and similar expenses	9	(921,918)	(1,137,683)
<b>Loss before taxation</b>		<b>(1,048,280)</b>	<b>(894,815)</b>
Tax on loss	10	(57,789)	62,632
<b>Loss for the year</b>		<b>(1,106,069)</b>	<b>(832,183)</b>
Foreign exchange movements		(160,506)	(313,928)
Revaluation reserve movements		-	(7,765)
<b>Other comprehensive (expenditure)/income for the year</b>		<b>(160,506)</b>	<b>(321,693)</b>
<b>Total comprehensive loss for the year</b>		<b>(1,266,575)</b>	<b>(1,153,876)</b>

The notes on pages 14 to 38 form part of these financial statements.


## Consolidated Statement of Financial Position

As at 28 February 2021

	Note	2021 £	2020 £
<b>Fixed assets</b>			
Intangible assets	11	-	-
Tangible assets	12	1,520,985	1,349,512
<b>Current assets</b>			
Stock	14	2,386,582	2,254,270
Debtors	15	2,422,953	3,013,531
Cash at bank and in hand	16	1,057,516	499,287
		<u>5,867,051</u>	<u>5,767,088</u>
Creditors: amounts falling due within one year	17	(3,451,843)	(2,348,649)
<b>Net current assets</b>		<u>2,415,208</u>	<u>3,418,439</u>
<b>Total assets less current liabilities</b>		<u>3,936,193</u>	<u>4,767,951</u>
Creditors: amounts falling due after more than one year	18	(8,834,515)	(8,516,434)
<b>Provisions for liabilities</b>			
Deferred taxation	22	(121,118)	(97,724)
<b>Net liabilities</b>		<u>(5,019,440)</u>	<u>(3,846,207)</u>
<b>Capital and reserves</b>			
Called up share capital	23	2,933,992	2,933,992
Foreign exchange reserve	24	(414,174)	(253,668)
Revaluation reserve	24	674,044	580,704
Profit and loss reserve	24	<u>(8,213,302)</u>	<u>(7,107,235)</u>
<b>Equity attributable to owners of the parent company</b>		<u>(5,019,440)</u>	<u>(3,846,207)</u>

The Company has taken advantage of the exemption allowed under section 408 of the Companies Act 2006 and has not presented its own Statement of comprehensive income in these financial statements. The loss after tax of the parent Company for the year was £1,182,279 (2020 - loss £454,838).

The financial statements were approved and authorised for issue by the board and were signed on its behalf by:

  
S Jarman  
Director  
Date: 26.11.21

The notes on pages 14 to 38 form part of these financial statements.

## Company Statement of Financial Position

As at 28 February 2021

	Note	2021 £	2020 £
<b>Fixed assets</b>			
Tangible assets	12	262,677	185,725
Investments	13	3,505,016	3,505,016
<b>Current assets</b>			
Stock	14	1,253,360	1,271,807
Debtors	15	2,255,336	2,766,371
Cash at bank and in hand	16	463,391	274,138
		<u>3,972,087</u>	<u>4,312,316</u>
Creditors: amounts falling due within one year	17	(2,983,924)	(2,255,188)
<b>Net current assets</b>		<u>988,163</u>	<u>2,057,128</u>
<b>Total assets less current liabilities</b>		<u>4,755,856</u>	<u>5,747,869</u>
Creditors: amounts falling due after more than one year	18	(8,706,699)	(8,516,434)
<b>Net liabilities</b>		<u>(3,950,843)</u>	<u>(2,768,565)</u>
<b>Capital and reserves</b>			
Called up share capital	23	2,933,992	2,933,992
Profit and loss reserve	24	(6,884,835)	(5,702,557)
<b>Equity attributable to owners of the parent company</b>		<u>(3,950,843)</u>	<u>(2,768,565)</u>

The financial statements were approved and authorised for issue by the board and were signed on its behalf by:



S Jarman  
Director

Date: 26.11.21

The notes on pages 14 to 38 form part of these financial statements.

CGI Creative Graphics International Limited  
Registered number: 08606896

## Consolidated Statement of Changes in Equity

For the Year Ended 28 February 2021

	Called up Share Capital	Revaluation reserve	Foreign exchange reserve	Amortisation reserve	Other profit and loss reserve	Total profit and loss account	Total equity
	£	£	£	£	£	£	£
At 1 March 2019	2,933,992	588,469	60,260	(4,873,450)	(1,401,602)	(6,275,052)	(2,692,331)
Comprehensive income for the year	-	-	-	(183,205)	(648,978)	(832,183)	(832,183)
Loss for the year	-	-	-	-	-	-	-
<b>Other comprehensive income for the year</b>							
Revaluation reserve movements	-	(7,765)	-	-	-	-	(7,765)
Foreign exchange movements	-	-	(313,928)	-	-	-	(313,928)
<b>Total comprehensive income for the year</b>	-	(7,765)	(313,928)	(183,205)	(648,978)	(832,183)	(1,153,876)
At 1 March 2020	2,933,992	580,704	(253,668)	(5,056,655)	(2,050,580)	(7,107,235)	(3,846,207)
Comprehensive income for the year	-	-	-	-	(1,106,069)	(1,106,069)	(1,106,069)
Loss for the year	-	-	-	-	-	-	-
<b>Other comprehensive income for the year</b>							
Revaluation reserve movements	-	93,340	-	-	-	-	-
Foreign exchange movements	-	-	(160,506)	-	-	-	(160,506)
<b>Total comprehensive income for the year</b>	-	93,340	(160,506)	-	(1,106,069)	(1,106,069)	(1,266,575)
At 28 February 2021	2,933,992	674,044	(414,174)	(5,056,655)	(3,156,649)	(8,213,304)	(5,019,442)

CGI Creative Graphics International Limited  
Registered number: 08606896

## Company Statement of Changes in Equity

For the Year Ended 28 February 2021

	Called up share capital	Amortisation reserve	Other profit and loss reserve	Total profit and loss account	Total equity
At 1 March 2019	2,933,992	(3,414,244)	(1,833,475)	(5,247,719)	(2,313,727)
Comprehensive income for the year					
Loss for the year		(179,708)	(275,130)	(454,838)	(454,838)
Other comprehensive income for the year	-	-	-	-	-
Total comprehensive income for the year	-	(179,708)	(275,130)	(454,838)	(454,838)
At 1 March 2020	2,933,992	(3,593,952)	(2,108,605)	(5,702,557)	(2,768,564)
Comprehensive income for the year					
Loss for the year			(1,182,279)	(1,182,279)	(1,182,279)
Other comprehensive income for the year	-	-	-	-	-
Total comprehensive income for the year	-	-	(1,182,279)	(1,182,279)	(1,182,279)
As at 28 February 2021	2,933,992	(3,593,952)	(3,290,884)	(6,884,836)	(3,950,843)

## Consolidated Statement of Cash Flows

For the Year Ended 28 February 2021

	28 February 2021 £	29 February 2020 £
<b>Cash flows from operating activities</b>		
Loss for the financial year	(1,106,069)	(832,183)
<b>Adjustments for:</b>		
Amortisation of intangible assets	1,190	241,295
Depreciation of tangible assets (net of profit on disposal)	199,384	275,175
Decrease / (increase) in stocks	(132,312)	(18,819)
Interest payable (net)	921,918	1,137,683
Interest receivable	(11,333)	(24,179)
Taxation	57,789	(62,632)
Decrease / (increase) in debtors	590,578	610,057
Increase in creditors	673,497	(364,550)
Corporation tax paid	(41,472)	66,809
(Profit)/Loss on sale of fixed assets	(37,253)	468
Foreign exchange translation adjustments	-	72,326
<b>Net cash generated from operating activities</b>	<b>1,115,917</b>	<b>1,105,450</b>
<b>Cash flows from investing activities</b>		
Purchase of tangible fixed assets (net)	(412,596)	(236,036)
Sale of tangible fixed assets	50,000	26,000
Revaluation of fixed assets	-	(161,089)
<b>Net cash from investing activities</b>	<b>(362,596)</b>	<b>(371,125)</b>
<b>Cash flows from financing activities</b>		
Net movement on finance leases	206,208	(22,922)
Increase in loan redemption premium	143,166	207,151
Interest paid	(240,767)	(1,137,683)
Interest received	11,333	24,179
<b>Net cash used in financing activities</b>	<b>119,940</b>	<b>(929,275)</b>
<b>Net increase / (decrease) in cash and cash equivalents</b>	<b>873,261</b>	<b>(191,950)</b>
Cash and cash equivalents at beginning of year	(288,529)	(96,579)
<b>Cash and cash equivalents at the end of year</b>	<b>584,732</b>	<b>(288,529)</b>
<b>Cash and cash equivalents at the end of year comprise:</b>		
Cash at bank and in hand	1,057,516	499,287
Bank overdrafts	(472,784)	(787,816)
	<b>584,732</b>	<b>(288,529)</b>



CGI Creative Graphics International Limited  
Registered number: 08606896

## Notes to the Financial Statements

For the Year Ended 28 February 2021

### 1. Accounting policies

#### 1.1 Company information

CGI Creative Graphics International Limited is a private company limited by shares, incorporated in England and Wales and is the ultimate parent company of the Group. The address of the registered office and principal place of business is 6-8 Singer Way, Woburn Road Industrial Estate, Kempston, Bedford, MK42 7AW.

These accounts are prepared in £ sterling, the functional currency, and are rounded to the nearest £1.

#### 1.2 Basis of preparation of financial statements

The financial statements have been prepared under the historical cost convention unless otherwise specified and in accordance with Financial Reporting Standard 102, the Financial Reporting Standard applicable in the UK and the Republic of Ireland and the Companies Act 2006.

The preparation of financial statements in compliance with FRS 102 requires the use of certain critical accounting estimates. It also requires Group management to exercise judgement in applying the Group's accounting policies (see note 2).

##### Parent company disclosure exemptions

In preparing the separate financial statements of the parent company, advantage has been taken of the following disclosure exemptions available in FRS 102:

- Only one reconciliation of the number of shares outstanding at the beginning and end of the year has been presented as the reconciliations for the group and the parent company would be identical;
- No statement of cash flows has been presented for the parent company;
- Disclosures in respect of the parent company's financial instruments have not been presented as equivalent disclosures have been provided in respect of the group as a whole.

The following principal accounting policies have been applied:

#### 1.2a Going Concern

The Directors assess whether the use of going concern is appropriate, i.e. whether there are any material uncertainties related to events or conditions that may cast significant doubt on the ability of the Group to continue as a going concern. The Directors make this assessment in respect of a period of at least one year from the date of approval of the financial statements.

The Company continues to perform well generating strong cashflow and EBITDA. To assess the company's ability to continue to trade cash flow forecasts and budgets to 28 February 2022 have been prepared. The Group remains profitable with EBITDA for the year ended 28 February 2021 of £63k and is cash generative and this is expected to continue thereby enabling the Group to meet its current obligations as they fall due and also comply with any loan covenants. Sales pipelines remain strong and the Group has already secured some key contracts post the year end.

In view of the assessments the directors are of the opinion that the Group has adequate resources to continue in operational existence for the foreseeable future and therefore they continue to adopt the going concern basis of accounting in preparing the financial statements.

## Notes to the Financial Statements

For the Year Ended 28 February 2021

### 1.3 Basis of consolidation

The consolidated financial statements present the results of the Group and its own subsidiaries ("the Group") as if they form a single entity. Intercompany transactions and balances between group companies are therefore eliminated in full.

The consolidated financial statements incorporate the results of business combinations using the purchase method. In the Statement of financial position, the acquiree's identifiable assets, liabilities and contingent liabilities are initially recognised at their fair values at the acquisition date. The results of acquired operations are included in the Consolidated statement of comprehensive income from the date on which control is obtained. They are deconsolidated from the date control ceases.

Any excess in cost of the business combination over the acquirer's interest in the net fair value of the identifiable assets and liabilities is recognised as goodwill. If the net fair value of the identifiable assets and liabilities exceeds the cost of the business combination the excess is recognised separately on the face of the consolidated statement of financial position immediately below goodwill.

### 1.4 Revenue

Revenue is recognised to the extent that it is probable that the economic benefits will flow to the Group and the revenue can be reliably measured. Revenue is measured as the fair value of the consideration received or receivable, excluding discounts, rebates, value added tax and other sales taxes. The following criteria must also be met before revenue is recognised:

#### Sale of goods

Revenue from the sale of goods is recognised when all of the following conditions are satisfied:

- the Group has transferred the significant risks and rewards of ownership to the buyer;
- the Group retains neither continuing managerial involvement to the degree usually associated with ownership nor effective control over the goods sold;
- the amount of revenue can be measured reliably;
- it is probable that the Group will receive the consideration due under the transaction; and
- the costs incurred or to be incurred in respect of the transaction can be measured reliably.

### 1.5a Intangible assets

#### Goodwill

Goodwill represents the difference between amounts paid on the cost of a business combination and the acquirer's interest in the fair value of the Group's share of its identifiable assets and liabilities of the acquiree at the date of acquisition. Subsequent to initial recognition, Goodwill is measured at cost less accumulated amortisation and accumulated impairment losses. Goodwill is amortised on a straight line basis to the Consolidated statement of comprehensive income over its useful economic life.

#### Other intangible assets

Intangible assets are initially recognised at cost. After recognition, under the cost model, intangible assets are measured at cost less any accumulated amortisation and any accumulated impairment losses.

All intangible assets are considered to have a finite useful life. If a reliable estimate of the useful life cannot be made, the useful life shall not exceed five years.

## Notes to the Financial Statements

For the Year Ended 28 February 2021

### 1. Accounting policies (continued)

#### 1.5b Tangible fixed assets

Tangible fixed assets under the cost model are stated at historical cost less accumulated depreciation and any accumulated impairment losses. Historical cost includes expenditure that is directly attributable to bringing the asset to the location and condition necessary for it to be capable of operating in the manner intended by management.

The Group adds to the carrying amount of an item of fixed assets the cost of replacing part of such an item when that cost is incurred, if the replacement part is expected to provide incremental future benefits to the Group. The carrying amount of the replaced part is derecognised. Repairs and maintenance are charged to profit or loss during the period in which they are incurred.

Depreciation is charged so as to allocate the cost of assets less their residual value over their estimated useful lives, using the straight-line method.

Depreciation is provided on the following basis:

Freehold Property	- 20 years
Leasehold improvements	- Remaining life of the lease
Plant & machinery	- 2 - 10 years
Motor vehicles	- 3 years

Land element is not depreciated.

The assets' residual values, useful lives and depreciation methods are reviewed, and adjusted prospectively if appropriate, or if there is an indication of a significant change since the last reporting date.

Gains and losses on disposals are determined by comparing the proceeds with the carrying amount and are recognised in the Consolidated Statement of Comprehensive Income.

#### 1.6 Government grants

Grants are accounted under the accruals model as permitted by FRS 102. The deferred element of grants is included in creditors as deferred income.

Grants of a revenue nature are recognised in the Profit and Loss Account in the same period as the related expenditure.

## **Notes to the Financial Statements**

**For the Year Ended 28 February 2021**

### **1. Accounting policies (continued)**

#### **1.6 Operating leases: Lessee**

Rentals paid under operating leases are charged to the profit or loss on a straight line basis over the period of the lease.

#### **1.7 Valuation of investments**

Investments in subsidiaries are measured at cost less accumulated impairment.

#### **1.8 Stocks**

Stocks, work in progress and finished goods are stated at the lower of cost and net realisable value, being the estimated selling price less costs to complete and sell.

At each reporting date, stocks are assessed for impairment. If stock is impaired, the carrying amount is reduced to its selling price less costs to complete and sell. The impairment loss is recognised immediately in profit or loss.

#### **1.9 Debtors**

Short term debtors are measured at transaction price, less any impairment. Loans receivable are measured initially at fair value, net of transaction costs, and are measured subsequently at amortised cost using the effective interest method, less any impairment.

## Notes to the Financial Statements

For the Year Ended 28 February 2021

### 1. Accounting policies (continued)

#### 1.10 Cash and cash equivalents

Cash is represented by cash in hand and deposits with financial institutions repayable without penalty on notice of not more than 24 hours. Cash equivalents are highly liquid investments that mature in no more than three months from the date of acquisition and that are readily convertible to known amounts of cash with insignificant risk of change in value.

In the Consolidated statement of cash flows, cash and cash equivalents are shown net of bank overdrafts that are repayable on demand and form an integral part of the Group's cash management.

#### 1.11 Financial instruments

The Group only enters into financial instruments transactions that result in the recognition of financial assets and liabilities like trade and other accounts receivable and payable, loans from banks and other third parties and loans from related parties. The instruments are predominantly basic financial instruments (as defined by FRS 102), other than the Ordinary shares and the A Ordinary shares, which fall to be treated as non-basic compound financial instruments under the criteria set out in FRS 102.

Basic debt instruments, like loans and other accounts receivable and payable, are initially measured at present value of the future payments and subsequently at amortised cost using the effective interest method. Debt instruments that are payable or receivable within one year, typically trade payables or receivables, are measured, initially and subsequently, at the undiscounted amount of the cash or other consideration, expected to be paid or received. However, if the arrangements of a short-term instrument constitute a financing transaction, like the payment of a trade debt deferred beyond normal business terms or financed at a rate of interest that is not a market rate or in case of an out-right short-term loan not at market rate, the financial asset or liability is measured, initially and subsequently, at the present value of the future payment discounted at a market rate of interest for a similar debt instrument.

Financial assets that are measured at cost and amortised cost are assessed at the end of each reporting period for objective evidence of impairment. If objective evidence of impairment is found, an impairment loss is recognised in the Consolidated statement of comprehensive income.

For financial assets measured at amortised cost, the impairment loss is measured as the difference between an asset's carrying amount and the present value of estimated cash flows discounted at the asset's original effective interest rate. If a financial asset has a variable interest rate, the discount rate for measuring any impairment loss is the current effective interest rate determined under the contract.

Financial assets and liabilities are offset and the net amount reported in the Statement of financial position when there is an enforceable right to set off the recognised amounts and there is an intention to settle on a net basis or to realise the asset and settle the liability simultaneously.

#### Compound instruments

Compound instruments comprise both a liability and an equity component. At date of issue, the fair value of the liability component is estimated using the prevailing market interest rate for a similar debt instrument. The liability component is accounted for as a financial liability.

The residual is the difference between the net proceeds of issue and the liability component (at time of issue). The residual is the equity component, which is accounted for as an equity instrument.

## Notes to the Financial Statements

For the Year Ended 28 February 2021

### 1. Accounting policies (continued)

#### 1.12 Creditors

Short term creditors are measured at the transaction price. Other financial liabilities, including bank loans, are measured initially at fair value, net of transaction costs, and are measured subsequently at amortised cost using the effective interest method.

#### 1.13 Foreign currency translation

##### Functional and presentation currency

The Group's functional and presentational currency is GBP.

##### Transactions and balances

Foreign currency transactions are translated into the functional currency using the spot exchange rates at the dates of the transactions.

At each period end foreign currency monetary items are translated using the closing rate. Non-monetary items measured at historical cost are translated using the exchange rate at the date of the transaction and non-monetary items measured at fair value are measured using the exchange rate when fair value was determined.

Foreign exchange gains and losses resulting from the settlement of transactions and from the translation at period-end exchange rates of monetary assets and liabilities denominated in foreign currencies are recognised in the Consolidated statement of comprehensive income except when deferred in other comprehensive income as qualifying cash flow hedges.

Foreign exchange gains and losses that relate to borrowings and cash and cash equivalents are presented in the Consolidated statement of comprehensive income within 'finance income or costs'. All other foreign exchange gains and losses are presented in the Consolidated statement of comprehensive income within 'other operating income'.

On consolidation, the results of overseas operations are translated into Sterling at rates approximating to those ruling when the transactions took place. All assets and liabilities of overseas operations are translated at the rate ruling at the reporting date. Exchange differences arising on translating the opening net assets at closing rate and the results of overseas operations at actual rate are recognised in other comprehensive income.

#### 1.14 Finance costs

Finance costs are charged to the Consolidated statement of comprehensive income over the term of the debt using the effective interest method so that the amount charged is at a constant rate on the carrying amount. Issue costs are initially recognised as a reduction in the proceeds of the associated capital instrument.

## Notes to the Financial Statements

For the Year Ended 28 February 2021

### 1. Accounting policies (continued)

#### 1.15 Leased assets: the Group as lessee

Leases are classified as finance leases whenever the terms of the lease transfer substantially all the risks and rewards of ownership of the leased assets to the group. All other leases are classified as operating leases.

Assets held under finance leases are recognised initially at the fair value of the leased asset (or, if lower, the present value of minimum lease payments) at the inception of the lease. The corresponding liability to the lessor is included in the statement of financial position as a finance lease obligation. Lease payments are apportioned between finance charges and reduction of the lease obligation using the effective interest method so as to achieve a constant rate of interest on the remaining balances of the liability. Finance charges are deducted in measuring profit or loss. Assets held under finance leases are included in tangible fixed assets and depreciated and assessed for impairment losses in the same way as owned assets.

#### 1.16 Pensions

##### Defined contribution pension plan

The Group operates a defined contribution plan for its employees. A defined contribution plan is a pension plan under which the Group pays fixed contributions into a separate entity. Once the contributions have been paid the Group has no further payment obligations.

The contributions are recognised as an expense in the Consolidated statement of comprehensive income when they fall due. Amounts not paid are shown in accruals as a liability in the Statement of financial position. The assets of the plan are held separately from the Group in independently administered funds.

## Notes to the Financial Statements

For the Year Ended 28 February 2021

### 1. Accounting policies (continued)

#### 1.17 Current and deferred taxation

The tax expense for the year comprises current and deferred tax. Tax is recognised in the Consolidated statement of comprehensive income, except that a charge attributable to an item of income and expense recognised as other comprehensive income or to an item recognised directly in equity is also recognised in other comprehensive income or directly in equity respectively.

The current income tax charge is calculated on the basis of tax rates and laws that have been enacted or substantively enacted by the reporting date in the countries where the Company and the Group operate and generate income.

Deferred tax balances are recognised in respect of all timing differences that have originated but not reversed by the Statement of financial position date, except that:

- The recognition of deferred tax assets is limited to the extent that it is probable that they will be recovered against the reversal of deferred tax liabilities or other future taxable profits;
- Any deferred tax balances are reversed if and when all conditions for retaining associated tax allowances have been met; and
- Where they relate to timing differences in respect of interests in subsidiaries, associates, branches and joint ventures and the Group can control the reversal of the timing differences and such reversal is not considered probable in the foreseeable future.

Deferred tax balances are not recognised in respect of permanent differences except in respect of business combinations, when deferred tax is recognised on the differences between the fair values of assets acquired and the future tax deductions available for them and the differences between the fair values of liabilities acquired and the amount that will be assessed for tax. Deferred tax is determined using tax rates and laws that have been enacted or substantively enacted by the reporting date.

#### 1.18 Revaluations of tangible fixed assets

Tangible fixed assets held by CGI Creative Graphics International Limited have been carried at fair value at the date of revaluation less any subsequent accumulated depreciation and subsequent accumulated impairment losses in the subsidiary's statutory accounts.

Fair values are determined from market based evidence normally undertaken by professionally qualified valuers, or by the directors.

Revaluation gains and losses are recognised in the Consolidated Statement of Comprehensive Income unless losses exceed the previously recognised gains or reflect a clear consumption of economic benefits, in which case the excess losses are recognised in the profit or loss.

The Group policy is to measure fixed assets under the cost model whereby assets are stated at historical cost less accumulated depreciation and any impairment losses. Historical costs include expenditure that is directly attributable to bringing the asset to the location and condition necessary for it to be capable of operating in the manner intended by management.

On consolidation, the revaluation adjustments have been reversed out and the at cost policy has been applied to align with Group policy.



## Notes to the Financial Statements

For the Year Ended 28 February 2021

### 2. Judgements in applying accounting policies and key sources of estimation uncertainty

Key judgements made by the directors in the preparation of these financial statements (and related areas of estimation uncertainty) are:

- the recognition and calculation of intangible assets and their anticipated useful lives. These are assessed by reference to forecast profits and cash flows for future periods for the relevant cash generating units and an estimate of their value in use
- the forecast levels of medium-term profitability, and therefore whether or not goodwill or other intangible assets are impaired
- the debt element of the Ordinary and A Ordinary shares.

The Group makes estimates and assumptions concerning the future. The resulting accounting estimates will, by definition, seldom equal the related actual results. The estimates and assumptions that have the most significant potential impact upon the carrying values of assets and liabilities within the next financial year are as follows:

#### i) Debtors

An allowance for doubtful debts is maintained for potential credit losses based upon management's assessment of expected collectability of all accounts receivable. The allowance for doubtful accounts is reviewed periodically to assess the adequacy of the allowance. In making this assessment, management takes into consideration any circumstances of which they are aware regarding a customer's inability to meet its financial obligations.

#### ii) Useful economic lives of tangible fixed assets

The useful economic lives used by the Group in respect of tangible fixed assets are set out in the accounting policies. These estimates are the best estimate based on past experience and expected performance and are regularly reviewed to ensure they remain appropriate. The net book value of tangible fixed assets as at 28 February 2021 was £1,520,985 after a depreciation charge in the period of £199,384.

### 3. Turnover

The turnover and result before tax are attributable to the one principal activity of the group.

In the opinion of the directors, the disclosures of turnover by geographical market would be seriously prejudicial to the interests of the Group.

## Notes to the Financial Statements

For the Year Ended 28 February 2021

4. Other operating income	2021	2020
	£	£
Government grants	138,134	80,675
Sundry income	76,402	63,800
	<u>214,536</u>	<u>144,475</u>

£138,134 (2020: £80,675) was received in the year under the Government's Coronavirus Job Retention Scheme (CJRS) and is included in donations, events and CJRS

5. Auditors' remuneration	2021	2020
	£	£
Fees payable to the Group's auditor and its associates for the audit of the Group's annual financial statements	<u>30,256</u>	<u>42,470</u>
<b>Fees payable to the Group's auditors and its associates for other services to the group:</b>		
All other services	<u>3,015</u>	<u>3,015</u>

### 6. Employees

Staff costs, including directors' remuneration, were as follows (group):

	2021	2020
	£	£
Wages and salaries	3,174,705	3,944,718
Social security costs	210,561	301,567
Defined contribution scheme costs	<u>174,168</u>	<u>214,395</u>
	<u>3,559,434</u>	<u>4,460,680</u>
<b>Staff costs in respect of the Company were as follows:</b>		
Wages and salaries	1,756,912	2,212,640
Social security costs	158,706	210,479
Defined contribution scheme costs	<u>136,188</u>	<u>127,496</u>
	<u>2,051,806</u>	<u>2,550,615</u>

## Notes to the Financial Statements

For the Year Ended 28 February 2021

### 6. Employees (continued)

The average monthly number of employees, including the directors, during the year was as follows (Group):

	2021	2020
	No.	No.
Production staff	178	181
Office and management	62	63
	<u>240</u>	<u>244</u>

The average monthly number of employees, including the directors, during the year was as follows (Company):

	2021	2020
Production staff	42	47
Office and management	27	26
	<u>69</u>	<u>73</u>

### 7. Directors' remuneration

	2021	2020
	£	£
Directors' emoluments	679,978	513,452
Company contributions to defined contribution pension schemes	22,760	37,066
	<u>702,738</u>	<u>550,518</u>

During the year retirement benefits were accruing to 3 directors (2020 - 3) in respect of defined contribution pension schemes.

The highest paid director received remuneration of £132,604 (2020 - £127,645).

The value of the company's contributions paid to a defined contribution pension scheme in respect of the highest paid director amounted to £12,003 (2020 - £10,210).

The Group considers the key management personnel to comprise the directors only. Compensation paid to key management personnel is therefore the same as the directors' remuneration disclosed above.

**CGI Creative Graphics International Limited**

**Notes to the Financial Statements**

**For the Year Ended 28 February 2021**

<b>8. Interest receivable</b>	<b>2021</b>	<b>2020</b>
	<b>£</b>	<b>£</b>
Other interest receivable	<b>11,333</b>	<b>24,179</b>

<b>9. Interest payable and similar charges</b>	<b>2021</b>	<b>2020</b>
	<b>£</b>	<b>£</b>
Bank interest payable	<b>19,568</b>	<b>28,477</b>
Loan stock interest	<b>897,598</b>	<b>895,145</b>
Loan stock premium accrued	<b>-</b>	<b>207,151</b>
Finance lease and hire purchase contracts	<b>4,752</b>	<b>6,910</b>
	<b>921,918</b>	<b>1,137,683</b>

## Notes to the Financial Statements

10. Taxation	2021	2020
	£	£
<b>Corporation tax</b>		
Current tax on profits	-	-
	-	-
<b>Foreign tax</b>		
Foreign tax on income for the year	(41,472)	(66,809)
<b>Total current tax</b>	(41,472)	(66,809)
<b>Deferred tax</b>		
Origination and reversal of timing differences	(16,317)	4,177
	(16,317)	4,177
<b>Taxation on (loss)/profit on ordinary activities</b>	(57,789)	(62,632)

### Factors affecting tax charge for the year

The tax assessed for the year is higher than (2020 - higher than) the standard rate of corporation tax in the UK of 19% (2020 - 19%). The differences are explained below:

	2021	2020
	£	£
Loss on ordinary activities before tax	(1,048,280)	(894,815)
<b>Effects of:</b>		
Corporation tax at 19%	(227,581)	(170,015)
Foreign tax at 28%	(41,864)	(66,026)
Expenses not deductible for tax purposes - including rate differences	(14,366)	(783)
Deferred tax asset not recognised	246,978	170,015
Deferred tax movement	(20,956)	4,177
<b>Total tax (credit)/charge for the year</b>	(57,789)	(62,632)

## Notes to the Financial Statements

## 11. Intangible assets

Group	Customer relationships	Trade names	Purchased goodwill	Purchased negative goodwill	Total
	£	£	£	£	£
<b>Cost</b>					
At 1 March 2020	2,148,000	508,485	2,536,955	(78,693)	5,114,747
At 28 February 2021	2,148,000	508,485	2,536,955	(78,693)	5,114,747
<b>Amortisation</b>					
At 1 March 2020	2,148,000	508,485	2,536,955	(78,693)	5,114,747
Charge for the year	-	-	-	-	-
At 28 February 2021	2,148,000	508,485	2,536,955	(78,693)	5,114,747
<b>Net book value</b>					
At 28 February 2021	-	-	-	-	-
At 28 February 2020	-	-	-	-	-

Company	Customer relationships	Trade names	Purchased goodwill	Total
	£	£	£	£
<b>Cost</b>				
At 1 March 2020	1,198,000	484,000	1,911,953	3,593,953
At 28 February 2021	1,198,000	484,000	1,911,953	3,593,953
<b>Amortisation</b>				
At 1 March 2020	1,198,000	484,000	1,911,953	3,593,953
Charge for the year	-	-	-	-
At 28 February 2021	1,198,000	484,000	1,911,953	3,593,953
<b>Net book value</b>				
At 28 February 2021	-	-	-	-
At 28 February 2020	-	-	-	-

## Notes to the Financial Statements

## 12. Tangible fixed assets

Group	Freehold property & leasehold improvements	Plant and machinery	Motor vehicles	Total
	£	£	£	£
<b>Cost</b>				
At 1 March 2020	1,282,010	4,941,315	23,469	6,246,794
Additions	3,603	408,993	-	412,596
Disposals	-	(186,227)	(4,944)	(191,171)
Revaluation adjustments	(591,107)	-	(756)	(591,863)
<b>At 28 February 2021</b>	<b>694,506</b>	<b>5,164,081</b>	<b>17,769</b>	<b>5,876,356</b>
<b>Depreciation</b>				
At 1 March 2020	349,819	4,530,759	16,704	4,897,282
Charge for the year	1,190	197,263	931	199,384
Depreciation on disposal	-	(178,424)	-	(178,424)
Revaluation adjustments	-	(619,275)	378	(618,897)
Exchange adjustments	43,257	12,491	278	56,026
<b>At 28 February 2021</b>	<b>394,266</b>	<b>3,942,814</b>	<b>18,291</b>	<b>4,355,371</b>
<b>Net book value</b>				
<b>At 28 February 2021</b>	<b>300,240</b>	<b>1,221,267</b>	<b>(522)</b>	<b>1,520,985</b>
<b>At 28 February 2020</b>	<b>932,191</b>	<b>410,556</b>	<b>6,765</b>	<b>1,349,512</b>

Included in the net book value of £1,520,985 (2020 - £1,349,512) is £89,790 (2020 - £63,691) relating to assets held under hire purchase agreements. Depreciation for the year on these assets was £22,003 (2020 - £22,003).

In order to align with Group policy, the revaluation of assets in CGI Creative Graphics International (Pty) Limited has been reversed out at the 'at cost' policy applied.

## Notes to the Financial Statements

**(Tangible fixed assets continued)**

Company	Freehold property & leasehold improvements	Plant and machinery	Motor vehicles	Total
	£	£	£	£
<b>Cost</b>				
At 1 March 2020	68,195	1,897,405	8,495	1,974,095
Additions	3,603	188,409	-	192,012
Disposals		(178,424)	-	(178,424)
<b>At 28 February 2021</b>	<b>71,798</b>	<b>1,907,390</b>	<b>8,495</b>	<b>1,987,683</b>
<b>Amortisation</b>				
At 1 March 2020	64,633	1,715,243	8,495	1,788,371
Charge for the year	1,190	113,869	-	115,059
Depreciation on disposal		(178,424)	-	(178,424)
<b>At 28 February 2021</b>	<b>65,823</b>	<b>1,650,688</b>	<b>8,495</b>	<b>1,725,006</b>
<b>Net book value</b>				
At 28 February 2021	5,975	256,702	0	262,677
At 28 February 2020	3,562	182,162	0	185,724



## Notes to the Financial Statements

For the Year Ended 28 February 2021

### 13. Fixed asset investments

#### Subsidiary undertakings

The following were subsidiary undertakings of the Company:

Name	Class of Shares	Holding	Principal Activity	Registered address	Profit / (loss)	Reserves
CGI Creative Graphics International (Pty) Limited (incorporated – South Africa)	Ordinary	100%	Manufacturing and sale of decorative trim and badging	15 Clifford Street Ottery 7800 South Africa	(169,233)	208,258
CGI Corporate Branding Solutions (Pty) Limited (incorporated – South Africa)	Ordinary	100%	Manufacturing and sale of decorative trim and badging	15 Clifford Street Ottery 7800 South Africa	(4,196)	(21,021)
Sign Language Limited (incorporated – England)	Ordinary	100%	Manufacturing of signs, notices and banners for public and commercial enterprises	6-8 Singer Way, Woburn Road Industrial Estate, Kempston, Bedford, MK42 7AW	(204,172)	(170,575)

#### Company

Investments  
in subsidiary  
companies  
£

#### Cost or valuation

At 1 March 2020	<u>3,505,016</u>
At 28 February 2021	3,505,016

#### Net book value

At 28 February 2021	3,505,016
At 29 February 2020	<u>3,505,016</u>

## Notes to the Financial Statements

For the Year Ended 28 February 2021

## 14. Stocks

	Group 2021 £	Group 2020 £	Company 2021 £	Company 2020 £
Raw materials and consumables	1,018,314	993,144	593,116	520,955
Work in progress (goods to be sold)	244,071	277,710	105,640	128,756
Finished goods and goods for resale	1,124,197	983,416	554,604	622,096
	<u>2,386,582</u>	<u>2,254,270</u>	<u>1,253,360</u>	<u>1,271,807</u>

Stock is stated net of an impairment provision of £145,392 (2020: £152,341) for the group and £nil (2020: £nil) for the parent company.

## 15. Debtors

	Group 2021 £	Group 2020 £	Company 2021 £	Company 2020 £
<b>Debtors due after more than 1 year</b>				
Amounts owed by group undertakings	-	-	120,000	120,000
Trade debtors	2,135,276	2,658,107	1,496,236	1,895,363
Amounts owed by group undertakings	-	-	440,124	512,508
Other debtors	173,905	98,956	89,148	89,649
Prepayments and accrued income	113,772	256,468	109,828	148,851
	<u>2,422,953</u>	<u>3,013,531</u>	<u>2,255,336</u>	<u>2,766,371</u>

Trade debtors are stated net of a provision of £121,846 (2020: 174,394) for group and £121,846 (2020: £174,394) for the parent company.

## Notes to the Financial Statements

For the Year Ended 28 February 2021

### 16. Cash and cash equivalents

	Group 2021	Group 2020	Company 2021	Company 2020
	£	£	£	£
Cash at bank and in hand	1,057,516	499,287	463,391	274,138
Less: bank overdrafts	(472,784)	(787,816)	(472,784)	(787,816)
	<u>584,732</u>	<u>(288,529)</u>	<u>(9,393)</u>	<u>(513,678)</u>

### 17. Creditors: Amounts falling due within one year

	Group 2021	Group 2020	Company 2021	Company 2020
	£	£	£	£
Bank overdrafts	472,784	787,816	472,784	787,816
Trade creditors	1,115,684	967,713	680,821	572,061
Amounts owed to group undertakings	-	-	289,699	423,968
Taxation and social security	384,409	138,568	376,873	143,292
Obligations under finance lease and hire purchase contracts	75,679	44,386	42,691	44,386
Accruals and deferred income	532,152	234,492	255,546	93,571
Other creditors	871,135	175,674	865,510	190,094
	<u>3,451,843</u>	<u>2,348,649</u>	<u>2,983,924</u>	<u>2,255,188</u>

The amounts included within bank overdrafts represents an invoice discounting arrangement and are secured upon the trade debtors to which the arrangement relates.

## Notes to the Financial Statements

For the Year Ended 28 February 2021

## 18. Creditors: Amounts falling due after more than one year

	Group 2021	Group 2020	Company 2021	Company 2020
	£	£	£	£
Loan notes	6,175,138	6,031,972	6,175,138	6,031,972
Loan redemption premium	2,482,561	2,482,561	2,482,561	2,482,561
Share capital treated as debt	1,901	1,901	1,901	1,901
Obligations under finance lease and hire purchase contracts	174,915	-	47,099	-
	<u>8,834,515</u>	<u>8,516,434</u>	<u>8,706,699</u>	<u>8,516,434</u>

The loan notes comprise A loan stock and B loan stock. All loan stock carries an interest rate of 14.85% and is payable quarterly in arrears.

The A loan stock carries a redemption premium of 48% and this is repayable at the end of the loan term in February 2023, or earlier at the company's discretion. The combination of the interest payable and the redemption premium gives an effective interest rate of between 22% and 23% and interest is charged to the profit and loss on that basis. Interest charged but not paid is added to the carrying value of the loan stock at each balance sheet date.

## 19. Loans

	Group 2021	Group 2020	Company 2021	Company 2020
	£	£	£	£
Loan notes due > 1 year	6,175,138	6,031,972	6,175,138	6,031,972
Loan redemption premium > 1 year	2,482,561	2,482,561	2,482,561	2,482,561
	<u>8,657,699</u>	<u>8,514,533</u>	<u>8,657,699</u>	<u>8,514,533</u>

The A loan stock is secured by a fixed and floating charge over all of the company's assets and also a charge against the assets of the subsidiary companies. The company has entered into a debenture agreement with Lloyds Bank plc in respect of the invoice discounting line which is subordinated in respect of the A loan stock, other than the 'non-vested' invoices.

In November 2019, CGI agreed a re-financing arrangement with Mobius Income and Growth VCT plc with a repayment date of December 2022. The loan repayment premiums have also been deferred until this date.

The loan interest payments (due in March and November) have also been deferred for the foreseeable future.

## Notes to the Financial Statements

For the Year Ended 28 February 2021

### 20. Hire purchase and finance leases

Minimum lease payments under hire purchase fall due as follows:

	Group 2021 £	Group 2020 £	Company 2021 £	Company 2020 £
Within one year	75,679	22,789	42,691	22,789
Between 1-2 years	60,946	16,860	27,958	16,860
Between 2-5 years	113,969	4,737	19,141	4,737
	<u>250,594</u>	<u>44,386</u>	<u>89,790</u>	<u>44,386</u>

Obligations under finance lease and hire purchase contracts are secured against the assets concerned.

### 21. Financial instruments

	Group 2021 £	Group 2020 £	Company 2021 £	Company 2020 £
<b>Financial assets</b>				
Measured at amortised cost	<u>2,307,528</u>	<u>2,757,063</u>	<u>2,145,509</u>	<u>2,497,520</u>
<b>Financial liabilities</b>				
Measured at amortised cost	<u>9,768,329</u>	<u>10,445,736</u>	<u>9,623,165</u>	<u>10,448,472</u>

Financial assets measured at amortised cost comprise cash equivalents, trade and other debtors.

Financial liabilities measured at amortised cost comprise bank overdrafts, loan notes, trade and other creditors, obligations under finance leases and hire purchase contracts, accruals and deferred income.

### 22. Deferred taxation

#### Group

	2021 £	2020 £
At beginning of year	97,724	176,660
(Debited)/credited to profit or loss	<u>23,394</u>	<u>(78,936)</u>
At end of year	<u>121,118</u>	<u>97,724</u>

## Notes to the Financial Statements

For the Year Ended 28 February 2021

## 22. Deferred taxation (continued)

	Group 28 February 2021 £	Group 29 February 2020 £
Accelerated capital allowances	(106,202)	(107,015)
Provisions/other timing differences	(14,916)	9,291
	<u>(121,118)</u>	<u>(97,724)</u>

## 23. Share capital

	2021 £	2020 £
<b>Shares classified as equity</b>		
<b>Allotted, called up and fully paid</b>		
22,350,000 Ordinary shares of £0.01 each shares of £0.01 each	223,500	223,500
38,549,182 Ordinary A shares of £0.01 each shares of £0.01 each	385,492	385,492
232,500,000 Ordinary B shares of £0.01 each shares of £0.01 each	2,325,000	2,325,000
	<u>2,933,992</u>	<u>2,933,992</u>

The Ordinary and Ordinary A shares carry full voting rights, dividend and capital distribution rights. The Ordinary B shares do not carry rights to vote or to dividend or distribution.

The Ordinary and A Ordinary shares are compound instruments, the debt element of which is immaterial to the financial statements at the balance sheet date and the shares have been treated wholly as equity as at the year end.

	28 February 2021 £	29 February 2020 £
<b>Shares classified as debt</b>		
<b>Allotted, called up and fully paid</b>		
190,100 Preference shares of £0.01 each	1,901	1,901

## Notes to the Financial Statements

For the Year Ended 28 February 2021

### 24. Reserves

#### Revaluation reserve

The revaluation reserves comprise all upward revaluations in the Group's fixed assets.

#### Foreign exchange reserve

Comprises translation differences arising from the translation of financial statements of the Group's foreign entity into Sterling (£).

#### Profit and loss account

The profit and loss account includes all current and prior period retained profits and losses. The amortization reserve includes accumulated amortisation of intangible assets.

### 25. Commitments under operating leases

At 28 February 2021, the Group and the Company had future minimum lease payments under non- cancellable operating leases as follows:

	Group 2021 £	Group 2020 £	Company 2021 £	Company 2020 £
Within one year	200,208	165,557	200,208	165,557
Between 1-2 years	452,321	426,895	452,321	426,895
Between 2-5 years	-	-	-	-
	<b>652,529</b>	<b>592,452</b>	<b>652,529</b>	<b>592,452</b>

## Notes to the Financial Statements

For the Year Ended 28 February 2021

### 26. Related party transactions

Included within creditors due after more than one year are balances with related parties as follows:

	B Loan notes £	A Loan notes £	Interest charged £	Preference shares £
<b>Director and shareholder</b>				
P Owen	85,503		12,723	
<b>Shareholder</b>				
S G Barrell	34,500	-	5,134	-
K J Finn	74,000	-	11,012	-
M R Goodliffe	22,500	-	3,348	-
S Perry	643,471	-	95,753	901
Mobeus Income & Growth VCT plc	-	1,213,061	180,511	235
Mobeus Income & Growth VCT 2 plc	-	670,825	99,823	130
Mobeus Income & Growth VCT 4 plc	-	972,945	144,781	189
The Income & Growth VCT plc	-	1,304,612	194,135	252
CGI Capital Limited	-	1,010,556	150,377	194
	<b>859,974</b>	<b>5,171,999</b>	<b>897,597</b>	<b>1,901</b>

In the opinion of the directors there is no controlling party.

The company is applying the exemption available from the requirements of section 33 under FRS 102 to disclose transactions with other members of the group.