

Registered number: 07296567

1994 INC LTD

**ANNUAL REPORT AND FINANCIAL STATEMENTS
FOR THE PERIOD ENDED 2 APRIL 2022**

SATURDAY



AC9RAMVV

A10

12/08/2023

#4

COMPANIES HOUSE

1994 INC LTD

COMPANY INFORMATION

Directors S M Krim
C Craig (appointed 31 July 2023)
E G Lindsey (appointed 31 July 2023)

Registered number 07296567

Registered office 255-261 Horn Lane
Acton
London
W3 9EH

Independent auditors MHA
2 London Wall Place
London
EC2Y 5AU

1994 INC LTD

CONTENTS

| | Page |
|--|---------|
| Strategic Report | 1 - 3 |
| Directors' Report | 4 - 5 |
| Independent Auditors' Report | 6 - 8 |
| Statement of Comprehensive Income | 9 |
| Balance Sheet | 10 |
| Statement of Changes in Equity | 11 |
| Notes to the Financial Statements | 12 - 27 |

1994 INC LTD

STRATEGIC REPORT FOR THE PERIOD ENDED 2 APRIL 2022

Introduction

The directors present the Strategic Report of 1994 Inc Ltd (the "Company") for the period ended 2 April 2022.

Principal activity and business review

The principal activity of the Company during the period continued to be the European-wide retail of branded clothing known as Supreme supplied by its US parent company.

The Company's objective is sales growth together with building and developing the Supreme brand in Europe.

The directors are satisfied with the results for the period. The profit for the period, after taxation, amounted to £64,091 (year ended 31 January 2022: £731,844). Pro rata we saw and small increase in turnover growth compared to the prior sales period and an increase in gross profit margin. The variance in the GP Margin was reflective of the shorter reporting period compared to prior year and the products on sale through this window.

Principal risks and uncertainties

The Group has several risks which it monitors and can impact future performance. Specifically:

- Foreign exchange risk as product costs are in USD, while revenues are in GBP and Euros. Significant movements in exchange rates can therefore impact Gross Profit Margin. The Corporate team monitors foreign exchange movements and have taken actions to minimize exposure of the same.
- Post Brexit activities on a trade and supply chain can impact the Company;
- Coming out of a Global Pandemic, the business will continue to be impacted by the effects of COVID-19. However, the stores reopened during the previous financial year and sales continue to grow.
- Majority of the business is focused on direct sales to consumers through its stores and website which reduces the risk of receivable collections associated with a wholesale business.

Financial key performance indicators

| | Period ended 2 April 2022 | Year ended 31 January 2022 |
|-----------------------------|---------------------------|----------------------------|
| | £ | £ |
| Turnover growth (pro-rated) | 2% | (14%) |
| Gross profit margin | 39% | 28% |
| Operating profit margin | 1% | 2% |

The Directors measure the performance of the Company by reference to the following key financial performance indicators:

Additional KPIs reviewed include operating cash, which is reviewed weekly together with a monthly financial review of the business to ensure it is line with the wider group's expectations for the UK company and its subsidiaries.

Other key performance indicators

The Directors do not use any other key performance indicators.

**STRATEGIC REPORT (CONTINUED)
FOR THE PERIOD ENDED 2 APRIL 2022**

Directors' statement of compliance with duty to promote the success of the Company

This section of the report shall act as the Section 172(1) Statement (the "Statement") explaining how the Directors consider the interests of key stakeholders and other matters set out in s.172(1) of the Companies Act 2006 ("s.172") in the process of performing their duty to promote the success of the Company under s.172.

Generally, our Directors consider interest of other stakeholders in a manner which takes into account the impact on the long-term success of the Company. The Directors of the Company are focused on ensuring the continued success of the Company, its brand image and the well-being of its employees in the UK and more broadly in Europe. This includes looking to the future footprint of the brand in Europe.

This statement includes explanation on how the Directors of the Company have worked to promote the success of the Company in relation to:

- the likely consequences of any decision in the long term;
- the interests of the Company's employees;
- the need to foster the Company's business relationships with suppliers, customers and others;
- the impact of the Company's operations on the community and the environment;
- the desirability of the Company maintaining a reputation for high standards of business conduct;
- the need to act fairly as between members of the Company; and
- principal Board decisions and how the Directors consider stakeholder views.

The likely consequences of any decision in the long term

The Directors of the Company have a sound understanding of the dynamic nature of the industry in which the Company operates, including the challenges caused by Brexit, COVID-19 and continued growth, to ensure the future success of the Company.

The interests of the Company's employees

The Directors of the Company recognise that its employees are crucial to its continued success. In order to protect their interests the Directors have ensured that employees have the resources to be successful in their positions and are able to successfully provide a good service to our customers, all whilst adhering to appropriate laws and regulations.

The need to foster the Company's business relationships with suppliers, customers, and others

The Directors of the Company are primarily focused on sustainable, long term levels, of profitable growth, which may mean lower levels of sales in some years as the Directors review business trends and the Company's ability to handle growth's impact on our systems, processes and people. Further, we look to deepen these relationships through collaboration with our existing, and new, warehousing and logistics partners by incorporating efficient last mile fulfilment options enhancing our customer experience and utilising environmentally friendly practices.

The impact of the Company's operations on the community and the environment

In order to promote the positive impact of the Company on the community and the environment the Directors worked on improving our standing with the council and residents of the area around our retail location in London, increasing communication channels and trying to positively influence the neighbourhood. We also continued to work with our warehousing partner in exploring more environmentally friendly packaging solutions.

The desirability of the Company maintaining a reputation for high standards of business conduct

In order to maintain the reputation and the Company's high standards of business conduct the Directors regularly review the procedures, the Company's supply chain and the Company's ethical standards and practices. The Directors and the Company asks its suppliers to maintain high ethical standards of business conduct through its terms and conditions.

The need to act fairly as between members of the Company

The Directors of the Company keep the long term success of the Company in mind at all times and this has been reflected by their approach in creating a strategy that takes into consideration the impact on all stakeholders. In preparation of such strategy, the Directors act fairly towards all the Company's members but are

1994 INC LTD

STRATEGIC REPORT (CONTINUED)
FOR THE PERIOD ENDED 2 APRIL 2022

not always required to balance the stakeholders' interests where they do not align with the long term success of the Company.

Principal Board decisions and how the directors considered stakeholders views

Consideration/matter:


Post Brexit implications in operations for the business together with the uncertainty around COVID-19.

Impact/outcome:

- a) Employees: Provide continuing employment under normal terms and conditions. Provide support, training and development wherever appropriate.
- b) Customers: Ensures reliable delivery with inventory positioned outside UK for the entity
- c) Shareholders: Minimize sales risk and control over operating expenses.
- d) Suppliers: N/A

As a result of these activities, the Directors believe that they have demonstrated compliance with their legal duty under s172(1) of the Companies Act 2006.

This report was approved by the board and signed on its behalf.



C Craig
Director

Date: 08 August 2023

**DIRECTORS' REPORT
FOR THE PERIOD ENDED 2 APRIL 2022**

The directors present their report and the financial statements for the period ended 2 April 2022.

Directors' responsibilities statement

The directors are responsible for preparing the Strategic Report, the Directors' Report and the financial statements in accordance with applicable law and regulations.

Company law requires the directors to prepare financial statements for each financial year. Under that law the directors have elected to prepare the financial statements in accordance with applicable law and United Kingdom Accounting Standards (United Kingdom Generally Accepted Accounting Practice), including Financial Reporting Standard 102 'The Financial Reporting Standard applicable in the UK and Republic of Ireland'. Under company law the directors must not approve the financial statements unless they are satisfied that they give a true and fair view of the state of affairs of the Company and of the profit or loss of the Company for that period.

In preparing these financial statements, the directors are required to:

- select suitable accounting policies for the Company's financial statements and then apply them consistently;
- make judgments and accounting estimates that are reasonable and prudent;
- state whether applicable UK Accounting Standards have been followed, subject to any material departures disclosed and explained in the financial statements;
- prepare the financial statements on the going concern basis unless it is inappropriate to presume that the Company will continue in business.

The directors are responsible for keeping adequate accounting records that are sufficient to show and explain the Company's transactions and disclose with reasonable accuracy at any time the financial position of the Company and to enable them to ensure that the financial statements comply with the Companies Act 2006. They are also responsible for safeguarding the assets of the Company and hence for taking reasonable steps for the prevention and detection of fraud and other irregularities.

Results and dividends

The profit for the period, after taxation, amounted to £64,091 (2022 - £731,844).

The directors have not recommended a dividend during the period ended 2 April 2022 (year ended 31 January 2022: £nil).

Director

The directors who served during the period was:

S M Krim
D Bailey (resigned 26 May 2023)
M M Miller (resigned 21 July 2023)

1994 INC LTD

**DIRECTORS' REPORT (CONTINUED)
FOR THE PERIOD ENDED 2 APRIL 2022**

Greenhouse gas emissions, energy consumption and energy efficiency action

The Company has followed the UK Government's environmental reporting guidance and has used the 2022 conversion factor of 0.19338 for electricity consumption. The results for the period to 02 April 2022 are as follows

Scope 2

UK energy consumption used to calculate emissions (kWh): 31,289 (31 January 2022: 75,303)

Greenhouse gas emissions (metric tonnes CO₂e): 6,051 (31 January 2022: 15,989)

Intensity ratio - Metric tonnes CO₂e per employee: 168 (31 January 2022: 444)

All consumption is generated in the UK.

The Company has not identified material Scope 1 energy consumption.

There was no energy efficiency action taken during the period.

Matters covered in the Strategic Report

In accordance with Section 414c (ii) of the Companies Act 2006, the Directors have chosen to include the following items in the Strategic Report:

- Principal activity and Business review
- Principal risks and uncertainties
- Future developments

Disclosure of information to auditors

Each of the persons who are directors at the time when this Directors' Report is approved has confirmed that:

- so far as the director is aware, there is no relevant audit information of which the Company's auditors are unaware, and
- the director has taken all the steps that ought to have been taken as a director in order to be aware of any relevant audit information and to establish that the Company's auditors are aware of that information.


Post balance sheet events

There have been no significant events affecting the Company since the period end.

Auditors

Following a rebranding exercise on 15 May 2023 the trading name of the Company's independent auditor changed from MHA MacIntyre Hudson to MHA. The auditors, MHA, will be proposed for reappointment in accordance with section 485 of the Companies Act 2006.

This report was approved by the board and signed on its behalf.



C Craig
Director

Date: 8 August 2023

INDEPENDENT AUDITORS' REPORT TO THE MEMBERS OF 1994 INC LTD

Opinion

We have audited the financial statements of 1994 Inc Ltd (the 'Company') for the period ended 2 April 2022, which comprise the Statement of Comprehensive Income, the Balance Sheet, the Statement of Changes in Equity and the related notes, including a summary of significant accounting policies. The financial reporting framework that has been applied in their preparation is applicable law and United Kingdom Accounting Standards, including Financial Reporting Standard 102 'The Financial Reporting Standard applicable in the UK and Republic of Ireland' (United Kingdom Generally Accepted Accounting Practice).

In our opinion the financial statements:

- give a true and fair view of the state of the Company's affairs as at 2 April 2022 and of its profit for the period then ended;
- have been properly prepared in accordance with United Kingdom Generally Accepted Accounting Practice; and
- have been prepared in accordance with the requirements of the Companies Act 2006.

Basis for opinion

We conducted our audit in accordance with International Standards on Auditing (UK) (ISAs (UK)) and applicable law. Our responsibilities under those standards are further described in the Auditors' responsibilities for the audit of the financial statements section of our report. We are independent of the Company in accordance with the ethical requirements that are relevant to our audit of the financial statements in the United Kingdom, including the Financial Reporting Council's Ethical Standard and we have fulfilled our other ethical responsibilities in accordance with these requirements. We believe that the audit evidence we have obtained is sufficient and appropriate to provide a basis for our opinion.

Conclusions relating to going concern

In auditing the financial statements, we have concluded that the directors' use of the going concern basis of accounting in the preparation of the financial statements is appropriate.

Based on the work we have performed, we have not identified any material uncertainties relating to events or conditions that, individually or collectively, may cast significant doubt on the Company's ability to continue as a going concern for a period of at least twelve months from when the financial statements are authorised for issue.

Our responsibilities and the responsibilities of the directors with respect to going concern are described in the relevant sections of this report.

INDEPENDENT AUDITORS' REPORT TO THE MEMBERS OF 1994 INC LTD (CONTINUED)

Other information

The other information comprises the information included in the Annual Report other than the financial statements and our Auditors' Report thereon. The directors are responsible for the other information contained within the Annual Report. Our opinion on the financial statements does not cover the other information and, except to the extent otherwise explicitly stated in our report, we do not express any form of assurance conclusion thereon. Our responsibility is to read the other information and, in doing so, consider whether the other information is materially inconsistent with the financial statements or our knowledge obtained in the course of the audit, or otherwise appears to be materially misstated. If we identify such material inconsistencies or apparent material misstatements, we are required to determine whether this gives rise to a material misstatement in the financial statements themselves. If, based on the work we have performed, we conclude that there is a material misstatement of this other information, we are required to report that fact.

We have nothing to report in this regard.

Opinion on other matters prescribed by the Companies Act 2006

In our opinion, based on the work undertaken in the course of the audit:

- the information given in the Strategic Report and the Directors' Report for the financial period for which the financial statements are prepared is consistent with the financial statements; and
- the Strategic Report and the Directors' Report have been prepared in accordance with applicable legal requirements.

Matters on which we are required to report by exception

In the light of the knowledge and understanding of the Company and its environment obtained in the course of the audit, we have not identified material misstatements in the Strategic Report or the Directors' Report.

We have nothing to report in respect of the following matters in relation to which the Companies Act 2006 requires us to report to you if, in our opinion:

- adequate accounting records have not been kept, or returns adequate for our audit have not been received from branches not visited by us; or
- the financial statements are not in agreement with the accounting records and returns; or
- certain disclosures of directors' remuneration specified by law are not made; or
- we have not received all the information and explanations we require for our audit.

Responsibilities of directors

As explained more fully in the Directors' Responsibilities Statement set out on page 4, the directors are responsible for the preparation of the financial statements and for being satisfied that they give a true and fair view, and for such internal control as the directors determine is necessary to enable the preparation of financial statements that are free from material misstatement, whether due to fraud or error.

In preparing the financial statements, the directors are responsible for assessing the Company's ability to continue as a going concern, disclosing, as applicable, matters related to going concern and using the going concern basis of accounting unless the directors either intend to liquidate the Company or to cease operations, or have no realistic alternative but to do so.

INDEPENDENT AUDITORS' REPORT TO THE MEMBERS OF 1994 INC LTD (CONTINUED)

Auditors' responsibilities for the audit of the financial statements

Our objectives are to obtain reasonable assurance about whether the financial statements as a whole are free from material misstatement, whether due to fraud or error, and to issue an Auditors' Report that includes our opinion. Reasonable assurance is a high level of assurance, but is not a guarantee that an audit conducted in accordance with ISAs (UK) will always detect a material misstatement when it exists. Misstatements can arise from fraud or error and are considered material if, individually or in the aggregate, they could reasonably be expected to influence the economic decisions of users taken on the basis of these financial statements.

Irregularities, including fraud, are instances of non-compliance with laws and regulations. We design procedures in line with our responsibilities, outlined above, to detect material misstatements in respect of irregularities, including fraud. The extent to which our procedures are capable of detecting irregularities, including fraud is detailed below:

- Enquiry of management and those charged with governance around actual and potential litigation and claims;
- Enquiry of staff to identify any instances of non-compliance with laws and regulations;
- Performing audit work over the risk of management override of controls, including testing of journal entries and other adjustments for appropriateness, evaluating the business rationale of significant transactions outside the normal course of business and reviewing accounting estimates for bias;
- Reviewing minutes of meetings of those charged with governance; and
- Reviewing financial statement disclosures and testing to supporting documentation to assess compliance with applicable laws and regulations.

A further description of our responsibilities for the audit of the financial statements is located on the Financial Reporting Council's website at: www.frc.org.uk/auditorsresponsibilities. This description forms part of our Auditors' Report.

Use of our report

This report is made solely to the Company's members, as a body, in accordance with Chapter 3 of Part 16 of the Companies Act 2006. Our audit work has been undertaken so that we might state to the Company's members those matters we are required to state to them in an Auditors' Report and for no other purpose. To the fullest extent permitted by law, we do not accept or assume responsibility to anyone other than the Company and the Company's members, as a body, for our audit work, for this report, or for the opinions we have formed.



Stephen Poleykett FCA (Senior Statutory Auditor)
for and on behalf of MHA, Statutory Auditor
London, United Kingdom

MHA is the trading name of MacIntyre Hudson LLP, a limited liability partnership in England and Wales (registered number OC312313)

Date: 9 August 2023

1994 INC LTD

**STATEMENT OF COMPREHENSIVE INCOME
FOR THE PERIOD ENDED 2 APRIL 2022**

| | Note | Period ended 2 April 2022 £ | Year ended 31 January 2022 £ |
|--|------|---|---------------------------------------|
| Turnover | 4 | 9,464,529 | 55,512,644 |
| Cost of sales | | (5,814,576) | (39,786,579) |
| Gross profit | | 3,649,953 | 15,726,065 |
| Distribution costs | | (572,805) | (2,979,713) |
| Administrative expenses | | (2,995,984) | (11,898,799) |
| Operating profit | 5 | 81,164 | 847,553 |
| Interest receivable and similar income | 8 | 3,418 | 77,506 |
| Interest payable and similar expenses | 9 | (88) | (6,051) |
| Profit before tax | | 84,494 | 919,008 |
| Tax on profit | 10 | (20,403) | (187,164) |
| Profit for the financial period | | 64,091 | 731,844 |

There were no recognised gains and losses for the period ended 2 April 2022 or the year ended 31 January 2022 other than those included in the statement of comprehensive income.


There was no other comprehensive income for the period ended 2 April 2022 (year ended 31 January 2022: £NIL).

The notes on pages 12 to 27 form part of these financial statements.

**BALANCE SHEET
AS AT 2 APRIL 2022**

| | Note | 2 April 2022 £ | 31 January 2022 £ |
|--|------|--------------------------|--------------------------|
| Fixed assets | | | |
| Tangible assets | 11 | 177,433 | 189,099 |
| Investments | 12 | 6,388,327 | 6,388,327 |
| | | <u>6,565,760</u> | <u>6,577,426</u> |
| Current assets | | | |
| Stocks | 13 | 3,778,913 | 4,996,027 |
| Debtors | 14 | 6,588,065 | 4,758,925 |
| Cash at bank and in hand | 15 | 10,204,662 | 4,839,189 |
| | | <u>20,571,640</u> | <u>14,594,141</u> |
| Creditors: amounts falling due within one year | 16 | (15,735,269) | (9,833,527) |
| Net current assets | | <u>4,836,371</u> | <u>4,760,614</u> |
| Total assets less current liabilities | | <u>11,402,131</u> | <u>11,338,040</u> |
| Provisions for liabilities | | | |
| Deferred tax | 17 | (12,383) | (12,383) |
| | | <u>(12,383)</u> | <u>(12,383)</u> |
| Net assets | | <u><u>11,389,748</u></u> | <u><u>11,325,657</u></u> |
| Capital and reserves | | | |
| Called up share capital | 18 | 100 | 100 |
| Profit and loss account | 19 | 11,389,648 | 11,325,557 |
| | | <u><u>11,389,748</u></u> | <u><u>11,325,657</u></u> |

The financial statements were approved and authorised for issue by the board and were signed on its behalf by:



C Craig
Director

Date: 08 August 2023

The notes on pages 12 to 27 form part of these financial statements.

1994 INC LTD

STATEMENT OF CHANGES IN EQUITY
FOR THE PERIOD ENDED 2 APRIL 2022

| | Called up share capital £ | Profit and loss account £ | Total equity £ |
|--|---------------------------------|---------------------------------|-------------------|
| At 1 February 2021 | 100 | 10,593,713 | 10,593,813 |
| Comprehensive income for the year | | | |
| Profit for the year | - | 731,844 | 731,844 |
| Total comprehensive income for the year | - | 731,844 | 731,844 |
| At 1 February 2022 | 100 | 11,325,557 | 11,325,657 |
| Comprehensive income for the period | | | |
| Profit for the period | - | 64,091 | 64,091 |
| Total comprehensive income for the period | - | 64,091 | 64,091 |
| At 2 April 2022 | 100 | 11,389,648 | 11,389,748 |

The notes on pages 12 to 27 form part of these financial statements.

**NOTES TO THE FINANCIAL STATEMENTS
FOR THE PERIOD ENDED 2 APRIL 2022**

1. General information

1994 Inc Ltd is a private company limited by shares, incorporated in England and Wales. The Company's registered number is 07296567. The Company's registered office is 255-261 Horn Lane, Acton, London, W3 9EH.

2. Accounting policies

2.1 Basis of preparation of financial statements

The financial statements have been prepared under the historical cost convention unless otherwise specified within these accounting policies and in accordance with Financial Reporting Standard 102, the Financial Reporting Standard applicable in the UK and the Republic of Ireland and the Companies Act 2006.

The preparation of financial statements in compliance with FRS 102 requires the use of certain critical accounting estimates. It also requires management to exercise judgment in applying the Company's accounting policies (see note 3).

The Company has taken the exemption from preparing consolidated financial statements offered by Section 401 of the Companies Act 2006 as the Company is part of a larger group that prepares consolidated financial statements. See Note 2.2 for details of where these consolidated financial statements are publically available.

The following principal accounting policies have been applied:

2.2 Financial Reporting Standard 102 - reduced disclosure exemptions

The Company has taken advantage of the following disclosure exemptions in preparing these financial statements, as permitted by the FRS 102 "The Financial Reporting Standard applicable in the UK and Republic of Ireland":

- the requirements of Section 7 Statement of Cash Flows;
- the requirements of Section 3 Financial Statement Presentation paragraph 3.17(d);
- the requirements of Section 11 Financial Instruments paragraphs 11.42, 11.44 to 11.45, 11.47, 11.48(a)(iii), 11.48(a)(iv), 11.48(b) and 11.48(c);
- the requirements of Section 12 Other Financial Instruments paragraphs 12.26 to 12.27, 12.29(a), 12.29(b) and 12.29A;
- the requirements of Section 26 Share-based Payment paragraphs 26.18(b), 26.19 to 26.21 and 26.23;
- the requirements of Section 33 Related Party Disclosures paragraph 33.7.

This information is included in the consolidated financial statements of V.F. Corporation as at 2 April 2022 and these financial statements may be obtained from the V.F. Corporation website, www.vfc.com/investors/financial-information..

**NOTES TO THE FINANCIAL STATEMENTS
FOR THE PERIOD ENDED 2 APRIL 2022**

2. Accounting policies (continued)

2.3 Foreign currency translation

Functional and presentation currency

The Company's functional and presentational currency is GBP. The financial statements are rounded to the nearest £1.

Transactions and balances

Foreign currency transactions are translated into the functional currency using the spot exchange rates at the dates of the transactions.

At each period end foreign currency monetary items are translated using the closing rate. Non-monetary items measured at historical cost are translated using the exchange rate at the date of the transaction and non-monetary items measured at fair value are measured using the exchange rate when fair value was determined.

Foreign exchange gains and losses resulting from the settlement of transactions and from the translation at period-end exchange rates of monetary assets and liabilities denominated in foreign currencies are recognised in profit or loss except when deferred in other comprehensive income as qualifying cash flow hedges.

Foreign exchange gains and losses that relate to borrowings and cash and cash equivalents are presented in the Statement of Comprehensive Income within 'finance income or costs'. All other foreign exchange gains and losses are presented in profit or loss within 'other operating income'.

2.4 Revenue

Revenue is recognised to the extent that it is probable that the economic benefits will flow to the Company and the revenue can be reliably measured. Revenue is measured as the fair value of the consideration received or receivable, excluding discounts, rebates, value added tax and other sales taxes. The following criteria must also be met before revenue is recognised:

Turnover is recognised when the Company has provided or dispatched the goods to the customer, such that significant risks and rewards of ownership have transferred to them.

2.5 Operating leases: the Company as lessee

Operating leases are those leases where the Company has use of an asset but where the significant risks and rewards of ownership remain with the lessor and the lease term is not expected to be a significant portion of the useful life of the asset.

Rentals paid under operating leases are charged to profit or loss on a straight-line basis over the lease term.

Benefits received and receivable as an incentive to sign an operating lease are recognised on a straight-line basis over the lease term, unless another systematic basis is representative of the time pattern of the lessee's benefit from the use of the leased asset.

2.6 Interest income

Interest income is recognised in profit or loss using the effective interest method.

**NOTES TO THE FINANCIAL STATEMENTS
FOR THE PERIOD ENDED 2 APRIL 2022**

2. Accounting policies (continued)

2.7 Finance costs

Finance costs are charged to profit or loss over the term of the debt using the effective interest method so that the amount charged is at a constant rate on the carrying amount. Issue costs are initially recognised as a reduction in the proceeds of the associated capital instrument.

2.8 Pensions

Defined contribution pension plan

The Company operates a defined contribution plan for its employees. A defined contribution plan is a pension plan under which the Company pays fixed contributions into a separate entity. Once the contributions have been paid the Company has no further payment obligations.

The contributions are recognised as an expense in profit or loss when they fall due. Amounts not paid are shown in accruals as a liability in the Balance Sheet. The assets of the plan are held separately from the Company in independently administered funds.

2.9 Current and deferred taxation

The tax expense for the period comprises current and deferred tax. Tax is recognised in profit or loss except that a charge attributable to an item of income and expense recognised as other comprehensive income or to an item recognised directly in equity is also recognised in other comprehensive income or directly in equity respectively.

The current income tax charge is calculated on the basis of tax rates and laws that have been enacted or substantively enacted by the balance sheet date in the countries where the Company operates and generates income.

Deferred tax balances are recognised in respect of all timing differences that have originated but not reversed by the balance sheet date, except that:

- The recognition of deferred tax assets is limited to the extent that it is probable that they will be recovered against the reversal of deferred tax liabilities or other future taxable profits; and
- Any deferred tax balances are reversed if and when all conditions for retaining associated tax allowances have been met.

Deferred tax balances are not recognised in respect of permanent differences except in respect of business combinations, when deferred tax is recognised on the differences between the fair values of assets acquired and the future tax deductions available for them and the differences between the fair values of liabilities acquired and the amount that will be assessed for tax. Deferred tax is determined using tax rates and laws that have been enacted or substantively enacted by the balance sheet date.

**NOTES TO THE FINANCIAL STATEMENTS
FOR THE PERIOD ENDED 2 APRIL 2022**

2. Accounting policies (continued)

2.10 Tangible fixed assets

Tangible fixed assets under the cost model are stated at historical cost less accumulated depreciation and any accumulated impairment losses. Historical cost includes expenditure that is *directly attributable to bringing the asset to the location and condition necessary for it to be capable of operating in the manner intended by management.*

At each reporting date the Company assesses whether there is any indication of impairment. If such indication exists, the recoverable amount of the asset is determined which is the higher of its fair value less costs to sell and its value in use. An impairment loss is recognised where the carrying amount exceeds the recoverable amount.

The Company adds to the carrying amount of an item of fixed assets the cost of replacing part of such an item when that cost is incurred, if the replacement part is expected to provide incremental future benefits to the Company. The carrying amount of the replaced part is derecognised. Repairs and maintenance are charged to profit or loss during the period in which they are incurred.

Depreciation is charged so as to allocate the cost of assets less their residual value over their estimated useful lives, on the following basis:.

| | |
|-------------------------------|--|
| Short-term leasehold property | - 12.5% straight line or over the lease period |
| Fixtures and fittings | - 12.5% to 25% straight line |
| Computer equipment | - 30% to 33% straight line |

The assets' residual values, useful lives and depreciation methods are reviewed, and adjusted prospectively if appropriate, or if there is an indication of a significant change since the last reporting date.

Gains and losses on disposals are determined by comparing the proceeds with the carrying amount and are recognised in profit or loss.

2.11 Valuation of investments

Investments in subsidiaries are measured at cost less accumulated impairment.

2.12 Stocks

Stocks are stated at the lower of cost and net realisable value, being the estimated selling price less costs to complete and sell. Cost is based on the cost of purchase on a first in, first out basis. Work in progress and finished goods include labour and attributable overheads.

At each balance sheet date, stocks are assessed for impairment. If stock is impaired, the carrying amount is reduced to its selling price less costs to complete and sell. The impairment loss is recognised immediately in profit or loss.

2.13 Debtors

Short-term debtors are measured at transaction price, less any impairment. Loans receivable are measured initially at fair value, net of transaction costs, and are measured subsequently at amortised cost using the effective interest method, less any impairment.

**NOTES TO THE FINANCIAL STATEMENTS
FOR THE PERIOD ENDED 2 APRIL 2022**

2. Accounting policies (continued)

2.14 Cash and cash equivalents

Cash is represented by cash in hand and deposits with financial institutions repayable without penalty on notice of not more than 24 hours. Cash equivalents are highly liquid investments that mature in no more than three months from the date of acquisition and that are readily convertible to known amounts of cash with insignificant risk of change in value.

2.15 Creditors

Short-term creditors are measured at the transaction price. Other financial liabilities, including bank loans, are measured initially at fair value, net of transaction costs, and are measured subsequently at amortised cost using the effective interest method.

2.16 Provisions for liabilities

Provisions are made where an event has taken place that gives the Company a legal or constructive obligation that probably requires settlement by a transfer of economic benefit, and a reliable estimate can be made of the amount of the obligation.

Provisions are charged as an expense to profit or loss in the year that the Company becomes aware of the obligation, and are measured at the best estimate at the balance sheet date of the expenditure required to settle the obligation, taking into account relevant risks and uncertainties.

When payments are eventually made, they are charged to the provision carried in the Balance Sheet.

2.17 Financial instruments

The Company only enters into basic financial instrument transactions that result in the recognition of financial assets and liabilities like trade and other debtors and creditors, loans from banks and other third parties, loans to related parties and investments in ordinary shares.

Debt instruments (other than those wholly repayable or receivable within one year), including loans and other accounts receivable and payable, are initially measured at present value of the future cash flows and subsequently at amortised cost using the effective interest method. Debt instruments that are payable or receivable within one year, typically trade debtors and creditors, are measured, initially and subsequently, at the undiscounted amount of the cash or other consideration expected to be paid or received. However, if the arrangements of a short-term instrument constitute a financing transaction, like the payment of a trade debt deferred beyond normal business terms or in case of an out-right short-term loan that is not at market rate, the financial asset or liability is measured, initially at the present value of future cash flows discounted at a market rate of interest for a similar debt instrument and subsequently at amortised cost, unless it qualifies as a loan from a director in the case of a small company, or a public benefit entity concessionary loan.

Investments in non-derivative instruments that are equity to the issuer are measured:

- at fair value with changes recognised in the Statement of Comprehensive Income if the shares are publicly traded or their fair value can otherwise be measured reliably;
- at cost less impairment for all other investments.

Financial assets that are measured at cost and amortised cost are assessed at the end of each reporting period for objective evidence of impairment. If objective evidence of impairment is found, an impairment loss is recognised in the Statement of Comprehensive Income.

**NOTES TO THE FINANCIAL STATEMENTS
FOR THE PERIOD ENDED 2 APRIL 2022**

2. Accounting policies (continued)

2.17 Financial instruments (continued)

For financial assets measured at amortised cost, the impairment loss is measured as the difference between an asset's carrying amount and the present value of estimated cash flows discounted at the asset's original effective interest rate. If a financial asset has a variable interest rate, the discount rate for measuring any impairment loss is the current effective interest rate determined under the contract.

For financial assets measured at cost less impairment, the impairment loss is measured as the difference between an asset's carrying amount and best estimate of the recoverable amount, which is an approximation of the amount that the Company would receive for the asset if it were to be sold at the balance sheet date.

Financial assets and liabilities are offset and the net amount reported in the Balance Sheet when there is an enforceable right to set off the recognised amounts and there is an intention to settle on a net basis or to realise the asset and settle the liability simultaneously.

3. Judgments in applying accounting policies and key sources of estimation uncertainty

In preparing these financial statements, the Directors are required to make significant judgements and estimates. The items in the financial statements where these judgements and estimates have been made include;

Critical management judgements in applying accounting policies

Determine whether leases entered into by the Company either as a lessor or a lessee are operating or lease or finance leases. These decisions depend on an assessment of whether the risks and rewards of ownership have been transferred from the lessor to the lessee on a lease by lease basis.

Determine whether there are indicators of impairment of the Company's tangible assets. Factors taken into consideration in reaching such a decision include the economic viability and expected future financial performance of the asset and where it is a component of a larger cash-generating unit, the viability and expected future performance of that unit.

Key sources of estimation uncertainty

Tangible fixed assets are depreciated over their useful lives taking into account residual values, where appropriate. The actual lives of the assets and residual values are assessed annually and may vary depending on the number of factors. In re-assessing asset lives, factors such as technological innovation, product life cycles and maintenance programmes are taken into account. Residual value assessments consider issues such as future market conditions, the remaining life of the asset and projected disposal values.

Stock is valued at the lower of average cost and net realisable value. The Directors assess the net realisable value of stock based on statistical analysis and industry experience and make provisions for obsolescent and slow moving stock where considered appropriate.

**NOTES TO THE FINANCIAL STATEMENTS
FOR THE PERIOD ENDED 2 APRIL 2022**

4. Turnover

The whole of the turnover is attributable to the sale of goods.

Analysis of turnover by country of destination:

| | Period ended 2 April 2022 £ | 31 January 2022 £ |
|-------------------|---|-------------------------|
| United Kingdom | 4,661,442 | 26,860,231 |
| Rest of Europe | 4,498,023 | 26,344,934 |
| Rest of the world | 305,064 | 2,307,479 |
| | <u>9,464,529</u> | <u>55,512,644</u> |

5. Operating profit

The operating profit is stated after charging:

| | Period ended 2 April 2022 £ | 31 January 2022 £ |
|---------------------------------------|---|-------------------------|
| Depreciation of tangible fixed assets | 11,667 | 74,512 |
| Exchange (gains)/losses | (69,482) | 1,136,658 |
| Other operating lease rentals | 20,092 | 119,599 |
| | <u>20,092</u> | <u>119,599</u> |

6. Auditors' remuneration

During the period, the Company obtained the following services from the Company's auditors and their associates:

| | Period ended 2 April 2022 £ | 31 January 2022 £ |
|---|---|-------------------------|
| Fees payable to the Company's auditors and their associates for the audit of the Company's financial statements | 28,000 | 28,000 |
| Fees payable to the Company's auditors and their associates in respect of: | | |
| Preparation of the Company's financial statements | 13,350 | 13,350 |
| Taxation compliance services | 2,650 | 2,650 |
| | <u>13,350</u> | <u>13,350</u> |

**NOTES TO THE FINANCIAL STATEMENTS
FOR THE PERIOD ENDED 2 APRIL 2022**

7. Employees

Staff costs were as follows:

| | Period ended 2 April 2022 £ | 31 January 2022 £ |
|-------------------------------------|--|----------------------------------|
| Wages and salaries | 302,608 | 1,942,834 |
| Social security costs | 44,344 | 224,917 |
| Cost of defined contribution scheme | 8,285 | 53,474 |
| | <u>355,237</u> | <u>2,221,225</u> |

During the period no directors received remuneration (31 January 2022: £nil).

The average monthly number of employees, including the directors, during the period was as follows:

| | Period ended 2 April 2022 No. | 31 January 2022 No. |
|-----------|--|------------------------------------|
| Employees | <u>34</u> | <u>35</u> |

8. Interest receivable

| | Period ended 2 April 2022 £ | 31 January 2022 £ |
|--|--|----------------------------------|
| Interest receivable from group companies | 3,418 | 77,506 |
| | <u>3,418</u> | <u>77,506</u> |

**NOTES TO THE FINANCIAL STATEMENTS
FOR THE PERIOD ENDED 2 APRIL 2022**

9. Interest payable and similar expenses

| | Period ended 2 April 2022 £ | 31 January 2022 £ |
|-----------------------|---|-------------------------|
| Bank interest payable | 88 | 6,051 |
| | <u>88</u> | <u>6,051</u> |

10. Taxation

| | Period ended 2 April 2022 £ | 31 January 2022 £ |
|--|---|-------------------------|
| Corporation tax | | |
| Current tax on profits for the period/year | 20,403 | 187,164 |
| Total current tax | <u>20,403</u> | <u>187,164</u> |

Factors affecting tax charge for the period/year

The tax assessed for the period/year is higher than (2022 - *higher than*) the standard rate of corporation tax in the UK of 19% (2022 - 19%). The differences are explained below:

| | Period ended 2 April 2022 £ | 31 January 2022 £ |
|--|---|-------------------------|
| Profit on ordinary activities before tax | 84,494 | 919,008 |
| Profit on ordinary activities multiplied by standard rate of corporation tax in the UK of 19% (2022 - 19%) | 16,054 | 174,612 |
| Effects of: | | |
| Expenses not deductible for tax purposes | 2,429 | 12,552 |
| Fixed asset differences | 134 | - |
| Other differences leading to an increase (decrease) in the tax charge | 1,786 | - |
| Total tax charge for the period/year | <u>20,403</u> | <u>187,164</u> |

**NOTES TO THE FINANCIAL STATEMENTS
FOR THE PERIOD ENDED 2 APRIL 2022**

10. Taxation (continued)**Factors that may affect future tax charges**

An increase in the UK corporation tax rate from 19% to 25% was substantively enacted in June 2021 and will take effect from 1 April 2023 for profits over £250,000. For profits under £50,000 the tax rate will remain the same at 19% and for profits between these figures it will be subject to 25% but reduced by a marginal relief providing a gradual increase in the effective Corporation Tax rate.

11. Tangible fixed assets

| | Short-term leasehold property £ | Fixtures and fittings £ | Computer equipment £ | Total £ |
|--------------------------|--|-------------------------------|----------------------------|------------|
| Cost or valuation | | | | |
| At 1 February 2022 | 374,550 | 301,911 | 353,120 | 1,029,581 |
| At 2 April 2022 | 374,550 | 301,911 | 353,120 | 1,029,581 |
| Depreciation | | | | |
| At 1 February 2022 | 240,269 | 280,268 | 319,945 | 840,482 |
| Charge for the period | 5,469 | 1,505 | 4,692 | 11,666 |
| At 2 April 2022 | 245,738 | 281,773 | 324,637 | 852,148 |
| Net book value | | | | |
| At 2 April 2022 | 128,812 | 20,138 | 28,483 | 177,433 |
| At 31 January 2022 | 134,281 | 21,643 | 33,175 | 189,099 |

**NOTES TO THE FINANCIAL STATEMENTS
FOR THE PERIOD ENDED 2 APRIL 2022**

12. Fixed asset investments

| | Investments in subsidiary companies £ |
|--------------------------|--|
| Cost or valuation | |
| At 1 February 2022 | 6,388,327 |
| At 2 April 2022 | 6,388,327 |

Subsidiary undertakings

The following were subsidiary undertakings of the Company:

| Name | Class of shares | Holding |
|-----------------|----------------------------|----------------|
| Cherry SAS | Ordinary | 100% |
| Kirsche GmbH | Ordinary | 100% |
| Ciliegia S.r.l. | Ordinary | 100% |

The registered office address of Cherry SAS is 5 Rue Barbette, 75003, Paris, France. The registered office address of Kirsche GmbH is Torstasse, 10119, Berlin, Germany. The registered office address of Ciliegia S.r.l. is Via Montenapoleone 29 CAP 20121, Milan, Italy.

As per Note 2.1, the Company has taken the exemption from preparing consolidated financial statements offered by Section 401 of the Companies Act 2006.

1994 INC LTD

**NOTES TO THE FINANCIAL STATEMENTS
FOR THE PERIOD ENDED 2 APRIL 2022**

13. Stocks

| | 2 April 2022 £ | 31 January 2022 £ |
|-------------------------------------|-------------------------------|----------------------------------|
| Finished goods and goods for resale | 3,778,913 | 4,996,027 |
| | <u>3,778,913</u> | <u>4,996,027</u> |

The difference between purchase price or production cost of stocks and their replacement cost is not material.

1994 INC LTD

**NOTES TO THE FINANCIAL STATEMENTS
FOR THE PERIOD ENDED 2 APRIL 2022**

14. Debtors

| | 2 April 2022 £ | 31 January 2022 £ |
|-------------------------------------|-------------------------------|----------------------------------|
| Due after more than one year | | |
| Amounts owed by group undertakings | 1,722,693 | 2,091,868 |
| Other debtors | 54,684 | 54,684 |
| | 1,777,377 | 2,146,552 |
| Due within one year | | |
| Trade debtors | 1,154,973 | 404,948 |
| Amounts owed by group undertakings | 1,161,599 | 32,835 |
| Other debtors | 1,636,138 | 1,247,933 |
| Prepayments and accrued income | 857,978 | 926,657 |
| | 6,588,065 | 4,758,925 |

15. Cash and cash equivalents

| | 2 April 2022 £ | 31 January 2022 £ |
|--------------------------|-------------------------------|----------------------------------|
| Cash at bank and in hand | 10,204,662 | 4,839,189 |
| | 10,204,662 | 4,839,189 |

**NOTES TO THE FINANCIAL STATEMENTS
FOR THE PERIOD ENDED 2 APRIL 2022**

16. Creditors: Amounts falling due within one year

| | 2 April 2022 | 31 January 2022 |
|------------------------------------|-------------------------|----------------------------|
| | £ | £ |
| Trade creditors | 892,122 | 1,861,734 |
| Amounts owed to group undertakings | 12,605,139 | 6,637,035 |
| Corporation tax | - | 19,107 |
| Other taxation and social security | 806,205 | 170,236 |
| Other creditors | 169,484 | 166,334 |
| Accruals and deferred income | 1,262,319 | 979,081 |
| | 15,735,269 | 9,833,527 |

The Company had a guarantee facility with a third party bank of £nil (31 January 2022: £200,000) of which £nil (31 January 2022: £53,161) was utilised as security over an office lease.

17. Deferred taxation

| | 2022 £ |
|--|-------------------|
| Deferred tax liability at 31 January | (12,383) |
| Deferred tax liability at 2 April | (12,383) |

The provision for deferred taxation is made up as follows:

| | 2 April 2022 | 31 January 2022 |
|--------------------------------|-------------------------|----------------------------|
| | £ | £ |
| Fixed asset timing differences | (13,953) | (13,953) |
| Short term timing differences | 1,570 | 1,570 |
| | (12,383) | (12,383) |

**NOTES TO THE FINANCIAL STATEMENTS
FOR THE PERIOD ENDED 2 APRIL 2022**

18. Share capital

| | 2 April 2022 £ | <i>31 January 2022 £</i> |
|--|-------------------------------|----------------------------------|
| Allotted, called up and fully paid | | |
| 100 (2022 - 100) Ordinary shares of £1.00 each | 100 | <i>100</i> |

19. Reserves

Profit and loss account

The profit and loss account represents the accumulation of retained profits, net of dividends, which are in the form of distributable reserves.

20. Pension commitments

The Company operates a defined contributions pension scheme. The assets of the scheme are held separately from those of the Company in an independently administered fund. The pension cost charge represents contributions payable by the Company to the fund and amounted to £8,285 during the period (31 January 2022: £53,474).

As at 2 April 2022 contributions totalling £nil (31 January 2022: £10,796) were payable to the fund and are included in creditors.

21. Commitments under operating leases

At 2 April 2022 the Company had future minimum lease payments due under non-cancellable operating leases for each of the following periods:

| | 2 April 2022 £ | <i>Restated 31 January 2022 £</i> |
|--|-------------------------------|---|
| Not later than 1 year | 121,375 | <i>118,250</i> |
| Later than 1 year and not later than 5 years | 380,167 | <i>390,500</i> |
| Later than 5 years | 212,500 | <i>225,000</i> |
| | 714,042 | <i>733,750</i> |

**NOTES TO THE FINANCIAL STATEMENTS
FOR THE PERIOD ENDED 2 APRIL 2022**

22. Related party transactions

The Company has taken advantage of the exemption in Section 33.1A in FRS 102 from the requirement to disclose transactions entered into between wholly owned members of a group.

There were no other related party transactions during the period ended 2 April 2022 (31 January 2022: None).

23. Controlling party

As at 2 April 2022 the name of the parent company of the smallest group of undertakings for which group accounts are drawn up of which the Company is a member is Supreme Holdings, Inc., whose registered office is 62 King Street, New York, NY 10014, United States of America.

The ultimate parent company is considered to be V. F. Corporation, a company incorporated in the United States of America. The registered office is 1551 Wewatta Street, Denver, Colorado, 80202. Copies of these financial statements are available to the public and may be obtained from the V.F. Corporation website, www.vfc.com/investors/financial-information.

VF CORPORATION



SATURDAY

ATV

12/08/2023

#5

COMPANIES HOUSE

Annual Report

FISCAL YEAR 2022



To Our Shareholders and Stakeholders:

In fiscal year 2022 (FY22), VF Corporation continued to grow, progress and intentionally evolve. Despite global supply chain disruptions, geopolitical tensions, macroeconomic volatility and international conflict, our 123rd year in business was marked by the continued advancement of our strategy and broad-based revenue and profit growth. We made meaningful progress toward our long-term goals and leveraged our portfolio strategy to deliver both top- and bottom-line growth in alignment with our commitments. Our success in FY22 – and our ability to strengthen our business amid several obstacles – clearly demonstrates the unwavering adaptability and resiliency of VF's talented associates around the world. As we look ahead, we remain focused on investing in our core growth strategies, shaping our company for the future and delivering value to our shareholders and stakeholders.

FY22 FINANCIAL HIGHLIGHTS

VF is a family of beloved brands supported by world-class strategic platforms and enterprise functions. The challenges of FY22 put the value of our diversified portfolio on full display, enabling us to offset pressure in certain parts of our business while leveraging strength and growth in other areas. Here's a snapshot of our financial performance:¹

- Global revenue increased 28% (27% in constant dollars)² to \$11.8 billion. Excluding the impact of the Supreme[®] acquisition, revenue increased 23%.
- Gross margin increased 180 basis points to 54.5%. On an adjusted basis,³ gross margin increased 150 basis points to 54.8%, including a positive impact from the Supreme[®] acquisition of 20 basis points.
- Earnings per share (EPS)⁴ was \$3.10. On an adjusted basis,⁵ EPS was \$3.18, including a contribution from the Supreme[®] acquisition of \$0.19 per share.
- FY22 cash flow from operations reached \$858 million, and we returned over \$1.1 billion to shareholders through share repurchases and dividends.



CONSISTENT EXECUTION OF OUR STRATEGY

Driven by our relentless commitment to long-term growth, VF continued taking steps forward in four strategic areas during the year:

- 1. OPTIMIZING OUR PORTFOLIO:** VF has evolved and simplified our portfolio during the past five years, moving from 32 to 12 brands anchored in the outdoor, active and work/work-inspired sectors where there are meaningful consumer tailwinds. In early FY22, we sold nine occupational workwear brands and businesses – *Bulwark*®, *Horace Small*®, *Kodiak*®, *Red Kap*®, *Terra*®, *VF Solutions*®, *Walls*®, *Work Authority*® and *Workrite*®. Divesting these labels and others further focused our portfolio on a carefully curated group of outdoor and activity-based lifestyle brands that are strongly positioned for direct-to-consumer (DTC) growth and international expansion. We've always considered the active management of our brand portfolio a differentiating advantage. And moving forward, we'll continue to make M&A a priority for capital allocation. Our goal remains to strategically and dynamically manage our portfolio to maximize exposure to the most attractive tailwind parts of the marketplace and leverage VF's brand-building and operational strengths to generate synergies and operating efficiencies.
- 2. INVESTING IN ASIA:** During FY22, we completed the transition of our Asia Product Supply Hub from Hong Kong to Singapore and our brands' regional center of operations from Hong Kong to Shanghai. This move to Shanghai specifically has enhanced our teams' focus on product relevance and brand connections with Chinese consumers. By embracing emerging channels, elevating store formats and optimizing omnichannel integration, our brands are strengthening the ways we serve consumers in this fast-moving market. Despite the disruption to the Chinese economy and slower growth in FY22, particularly in the fourth quarter while a significant portion of the market was under COVID-19 restrictions, we continue to see long-term growth opportunities across the region. Consumer interest in our core categories is growing and we're committed to continued expansion in China and across Asia-Pacific.
- 3. ELEVATING DIRECT CHANNELS:** Consumers are at the heart of everything we do. Therefore, it's critical that we drive consumer understanding, engagement and long-term loyalty across brands, channels and regions. We continue to deploy initiatives that respond to consumer needs across our owned digital platforms and store networks. This consumer-driven mindset is a key investment priority across our business and is expected to support



continued growth from our DTC channels. In FY22, our DTC business increased 31%, including a 10-percentage point revenue growth contribution from the Supreme* acquisition, and now represents 46% of VF's total revenue, while our DTC Digital business accounts for 20%.

4. ACCELERATING OUR BUSINESS MODEL TRANSFORMATION: Every day, we work to become more consumer-minded, retail-centric and hyper-digital in all we do. In FY22, we advanced the digitization of our go-to-market processes, with the goal to reduce the time it takes to bring product to market, simplify the sell-in process and improve the flow, frequency and newness of product assortments. Our Consumer Data, Insights & Analytics team delivered new capabilities that have enabled our brands to understand their consumers at a deeper level and provide more personalized experiences. We continued to evolve and improve our e-commerce platforms to create a more seamless and compelling online shopping experience, resulting in improved top- and bottom-line growth. And importantly, we continued improving how we work in order to increase speed, efficiency and collaboration. Moving forward, we will maintain a sharp focus on doing what's needed to win in a competitive, dynamic and digitally driven marketplace.

LEADING WITH PURPOSE

During the year, we published our fourth Sustainability & Responsibility report, "Made for Change," which reflects our resolve to lead VF with purpose and drive progress in our focus areas of people, planet and product. In FY22, we made headway toward our ambitious science-based targets and established new commitments related to worker development, gender parity, carbon emissions, waste and plastic reduction, responsible sourcing of materials, recycled and regenerative supply chains, and chemicals.

We also released our third annual profile on Inclusion, Diversity, Equity & Action (IDEA), which defines the strategic pillars that drive VF's IDEA goals. Additionally, we publicly committed to two aspirational employee representation goals: our desire to achieve, by 2030, gender parity globally at the director level and above, and 25% representation of Black, Indigenous and people of color (BIPOC) at the director level and above in the United States. In FY22, we made progress toward both aspirational goals, with those who identify as women comprising 42% of the director level and above population globally and BIPOC associates representing 18% of the director level and above population in the United States.* Through this focused commitment, we will continue to evolve our employee base to better align with and serve our diverse and global consumers.



In closing, I want to express my optimism about the year ahead. Despite the challenges and uncertainties we face on a global level, I enter this new fiscal year with a refreshed sense of pride and confidence. We will continue to focus on accelerating organic growth across our portfolio and building on our broad-based momentum to deliver on our annual financial commitments. VF has the right brands, the right strategies and the right people to lead our company into the next phase of growth and success. I'm confident that VF is well-positioned to continue to invest for growth and leverage our portfolio advantages to generate sustained and elevated returns for our shareholders.

As always, I'm grateful for the ongoing support and guidance from our Board of Directors. I'm thankful for the commitment of our 35,000 talented associates who give their all for VF every day. And I'm emboldened by the continued confidence you, our shareholders and stakeholders, have in VF.

STEVEN E. RENDLE

Chairman, President & Chief Executive Officer
June 3, 2022

FOOTNOTES:

¹ All financial information provided reflects the results of VF's continuing operations, which exclude the Occupational Workwear business that was sold in June 2021.

² Constant dollar amounts exclude the impact of translating foreign currencies into U.S. dollars.

³ Adjusted gross margin for FY22 excludes the impact of specified strategic business decisions of \$29.3 million (30 basis points), primarily related to VF's business transformation initiatives.

⁴ All per share amounts are presented on a diluted basis.

⁵ Adjusted diluted EPS for FY22 excludes the impact of transaction and deal-related activities of \$(141.0 million) (\$0.36 per share), primarily related to a decrease in the estimated fair value of the contingent consideration liability associated with the Supreme[®] acquisition, specified strategic business decisions of \$57.4 million (\$0.13 per share), primarily related to VF's business transformation initiatives, and certain tax items of \$119.2 million (\$0.30 per share).

⁶ Compared to FY21, when those who identify as women comprised 40% of the director level and above population globally and EHPQC associates represented 16% of the director level and above population in the United States.

UNITED STATES
SECURITIES AND EXCHANGE COMMISSION
Washington, D.C. 20549

FORM 10-K

☒ **ANNUAL REPORT PURSUANT TO SECTION 13 OR 15(d) OF THE SECURITIES EXCHANGE ACT OF 1934**

For the fiscal year ended April 2, 2022

or

☐ **TRANSITION REPORT PURSUANT TO SECTION 13 OR 15(d) OF THE SECURITIES EXCHANGE ACT OF 1934**

For the transition period from _____ to _____

Commission file number: 1-5256



V. F. CORPORATION

(Exact name of registrant as specified in its charter)

Pennsylvania

(State or other jurisdiction of incorporation or organization)

23-1180120

(I.R.S. employer identification number)

1551 Wewatta Street
Denver, Colorado 80202

(Address of principal executive offices)

(720) 778-4000

(Registrant's telephone number, including area code)

Securities registered pursuant to Section 12(b) of the Act:

| (Title of each class) | (Trading Symbol(s)) | (Name of each exchange on which registered) |
|---|---------------------|---|
| Common Stock, without par value, stated capital \$.25 per share | VFC | New York Stock Exchange |
| 0.625% Senior Notes due 2023 | VFC23 | New York Stock Exchange |
| 0.250% Senior Notes due 2028 | VFC28 | New York Stock Exchange |
| 0.625% Senior Notes due 2032 | VFC32 | New York Stock Exchange |

Securities registered pursuant to Section 12(g) of the Act: None

Indicate by check mark if the registrant is a well-known seasoned issuer, as defined in Rule 405 of the Securities Act. Yes ☒ No ☐

Indicate by check mark if the registrant is not required to file reports pursuant to Section 13 or Section 15(d) of the Act. Yes ☐ No ☒

Indicate by check mark whether the registrant (1) has filed all reports required to be filed by Section 13 or 15(d) of the Securities Exchange Act of 1934 during the preceding 12 months (or for such shorter period that the registrant was required to file such reports), and (2) has been subject to such filing requirements for the past 90 days. Yes ☒ No ☐

Indicate by check mark whether the registrant has submitted electronically every Interactive Data File required to be submitted pursuant to Rule 405 of Regulation S-T (§ 232.405 of this chapter) during the preceding 12 months (or for such shorter period that the registrant was required to submit such files). Yes ☒ No ☐

Indicate by check mark whether the registrant is a large accelerated filer, an accelerated filer, a non-accelerated filer, a smaller reporting company, or an emerging growth company. See the definitions of "large accelerated filer," "accelerated filer," "smaller reporting company," and "emerging growth company" in Rule 12b-2 of the Exchange Act.

Large accelerated filer ☒

Non-accelerated filer ☐

Accelerated filer ☐

Smaller reporting company ☐

Emerging growth company ☐

If an emerging growth company, indicate by check mark if the registrant has elected not to use the extended transition period for complying with any new or revised financial accounting standards provided pursuant to Section 13(a) of the Exchange Act. ☐

Indicate by check mark whether the registrant has filed a report on and attestation to its management's assessment of the effectiveness of its internal control over financial reporting under Section 404(b) of the Sarbanes-Oxley Act (15 U.S.C. 7262(b)) by the registered public accounting firm that prepared or issued its audit report. ☒

Indicate by check mark whether the registrant is a shell company (as defined in Rule 12b-2 of the Act). Yes ☐ No ☒

The aggregate market value of Common Stock held by non-affiliates of V.F. Corporation on October 2, 2021, the last day of the registrant's second fiscal quarter, was approximately \$21,034,000,000 based on the closing price of the shares on the New York Stock Exchange.

As of April 30, 2022, there were 388,322,801 shares of Common Stock of the registrant outstanding.

Documents Incorporated By Reference

Portions of the definitive Proxy Statement for the Annual Meeting of Shareholders to be held on July 26, 2022 (Item 1 in Part I and Items 10, 11, 12, 13 and 14 in Part III), which definitive Proxy Statement shall be filed with the Securities and Exchange Commission within 120 days after the end of the fiscal year to which this report relates.

This document (excluding exhibits) contains 105 pages.

VF CORPORATION
TABLE OF CONTENTS

| | PAGE NUMBER |
|---|-------------|
| FORWARD-LOOKING STATEMENTS | 1 |
| PART I | |
| ITEM 1. Business | 1 |
| ITEM 1A. Risk Factors | 10 |
| ITEM 1B. Unresolved Staff Comments | 21 |
| ITEM 2. Properties | 21 |
| ITEM 3. Legal Proceedings | 21 |
| ITEM 4. Mine Safety Disclosures | 21 |
| PART II | |
| ITEM 5. Market for VF's Common Equity, Related Stockholder Matters and Issuer Purchase of Equity Securities | 22 |
| ITEM 6. [Reserved] | 23 |
| ITEM 7. Management's Discussion and Analysis of Financial Condition and Results of Operations | 23 |
| ITEM 7A. Quantitative and Qualitative Disclosures about Market Risk | 42 |
| ITEM 8. Financial Statements and Supplementary Data | 42 |
| ITEM 9. Change in and Disagreements with Accountants on Accounting and Financial Disclosures | 42 |
| ITEM 9A. Controls and Procedures | 42 |
| ITEM 9B. Other Information | 42 |
| ITEM 9C. Disclosure Regarding Foreign Jurisdictions that Prevent Inspections | 42 |
| PART III | |
| ITEM 10. Directors, Executive Officers and Corporate Governance | 43 |
| ITEM 11. Executive Compensation | 43 |
| ITEM 12. Security Ownership of Certain Beneficial Owners and Management and Related Stockholders Matters | 43 |
| ITEM 13. Certain Relationships and Related Transactions, and Director Independence | 43 |
| ITEM 14. Principal Accounting Fees and Services | 43 |
| PART IV | |
| ITEM 15. Exhibits and Financial Statement Schedules | 44 |
| ITEM 16. 10-K Summary | 47 |
| Signatures | 48 |

FORWARD-LOOKING STATEMENTS

Certain statements contained herein, as well as in other filings that VF makes with the Securities and Exchange Commission ("SEC") and other written and oral information VF releases, regarding VF's future performance constitute "forward-looking statements" within the meaning of the safe harbor provisions of the Private Securities Litigation Reform Act of 1995. Forward-looking statements are made based on VF's current expectations and beliefs concerning future events impacting VF and therefore involve risks and uncertainties. You can identify these statements by the fact that they use words such as "will," "anticipate," "estimate," "expect," "should," and "may," and other words and terms of similar meaning or use of future dates. However, the absence of these words or similar expressions does not mean that a statement is not forward-looking. All statements regarding VF's plans, objectives, projections and expectations relating to VF's operations or financial performance, and assumptions related thereto are forward-looking statements. VF undertakes no obligation to publicly update or revise any forward-looking statements, whether as a result of new information, future events or otherwise, except as required by law. Known or unknown risks, uncertainties or other factors that could cause the actual results of operations or financial condition of VF to differ materially from those expressed or implied by such forward-looking statements include, but are not limited to, those described as "Risk Factors" in Item 1A of this Annual Report on Form 10-K and other reports VF files with the SEC.

PART I

ITEM 1. BUSINESS.

V.F. Corporation, founded in 1899, is one of the world's largest apparel, footwear and accessories companies connecting people to the lifestyles, activities and experiences they cherish most through a family of iconic outdoor, active and workwear brands. Unless the context indicates otherwise, the terms "VF," the "Company," "we," "us," and "our" used herein refer to V.F. Corporation and its consolidated subsidiaries. All references to "Fiscal 2022" relate to VF's current fiscal year which ran from April 4, 2021 through April 2, 2022.

Unless otherwise noted, all discussion below, including amounts and percentages for all periods, reflect the results of operations and financial condition of VF's continuing operations. As such, both the Occupational Workwear business that was sold on June 28, 2021 and the Jeans business subject to the spin-off completed May 22, 2019, have been excluded.

VF's diverse portfolio meets consumer needs across a broad spectrum of activities and lifestyles. Our ability to connect with consumers, as diverse as our brand portfolio, creates a unique platform for sustainable, long-term growth. Our long-term growth strategy is focused on four strategic choices:

- **Drive and optimize our portfolio.** Investing in our brands to realize their full potential, while ensuring the composition of our portfolio positions us to win in evolving market conditions;
- **Distort investments to Asia, with a heightened focus towards China.** Investing in and scaling our business across the Asia-Pacific region, especially China, to unlock growth opportunities for our brands in this fast-growing region;
- **Elevate direct channels.** Investing in our direct-to-consumer business to make it the pinnacle expression of our brands, and prioritizing serving consumers through e-commerce and digitally enabled transactions; and,
- **Accelerate our consumer-minded, retail-centric, hyper-digital business model transformation.** Becoming consumer- and retail-centric to meet and exceed consumers' needs across all channels, and operate our business differently - from the design studio to the factory floor to the point of sale - by thinking and acting more like a vertically integrated manufacturer and retailer.

VF is diversified across brands, product categories, channels of distribution, geographies and consumer demographics. We own a broad portfolio of brands in the outerwear, footwear, apparel, backpack, luggage and accessories categories. Our largest brands are *Vans*®, *The North Face*®, *Timberland*® and *Dickies*®.

Our products are marketed to consumers through our wholesale channel, primarily in specialty stores, national chains, mass merchants, department stores, independently-operated partnership stores and with strategic digital partners. Our products are also marketed to consumers through our own direct-to-consumer operations, which include VF-operated stores, concession retail stores, brand e-commerce sites and other digital platforms. Revenues from the direct-to-consumer business represented 46% of VF's total Fiscal 2022 revenues. In addition to selling directly into international markets, many of our brands also sell products through licensees, agents and distributors. In Fiscal 2022, VF derived 57% of its revenues from the Americas, 29% from Europe and 14% from Asia-Pacific.

To provide diversified products across multiple channels of distribution in different geographic areas, we rely on our global sourcing of finished goods from independent contractors. We utilize state-of-the-art supply chain technologies for inventory replenishment that enable us to effectively and efficiently match our assortment of products to consumer demand.

VF's chief operating decision maker allocates resources and assesses performance based on a global brand view which represents VF's operating segments. Global brands have been combined into reportable segments based on similar economic characteristics and qualitative factors. The reportable segments for financial reporting purposes have been identified as: Outdoor, Active and Work.

The following table summarizes VF's brands by reportable segment:

| REPORTABLE SEGMENT | BRANDS | PRIMARY PRODUCTS |
|--------------------|-------------------------|--|
| Outdoor | <i>The North Face</i> ® | High performance outdoor apparel, footwear, equipment, accessories |
| | <i>Timberland</i> ® | Outdoor-adventure inspired lifestyle footwear, apparel, accessories |
| | <i>Smartwool</i> ® | Performance merino wool and other natural fibers-based apparel and accessories |
| | <i>Icebreaker</i> ® | High performance apparel and accessories based on natural fibers |
| | <i>Altra</i> ® | Performance-based footwear |
| Active | <i>Vans</i> ® | Youth culture/action sports-inspired footwear, apparel, accessories |
| | <i>Supreme</i> ® | Streetwear apparel, footwear, accessories |
| | <i>Napapijri</i> ® | Premium outdoor-inspired apparel, footwear, accessories |
| | <i>Kipling</i> ® | Handbags, luggage, backpacks, totes, accessories |
| | <i>Eastpak</i> ® | Backpacks, luggage |
| | <i>JanSport</i> ® | Backpacks, luggage |
| Work | <i>Dickies</i> ® | Work and work-inspired lifestyle apparel and footwear |
| | <i>Timberland PRO</i> ® | Protective work footwear, work and work-inspired lifestyle apparel |

Financial information regarding VF's reportable segments is included in Note 20 to the consolidated financial statements.

OUTDOOR SEGMENT

Our Outdoor segment is a group of authentic outdoor-based lifestyle brands. Product offerings include performance-based and outdoor apparel, footwear and equipment.

The North Face® is the largest brand in our Outdoor segment. *The North Face*® brand features performance-based apparel, outerwear, sportswear and footwear for men, women and children. Its equipment line includes tents, sleeping bags, backpacks and accessories. Many of *The North Face*® products are designed for extreme winter sport activities, such as high altitude mountaineering, skiing, snowboarding, and ice and rock climbing. *The North Face*® products are marketed globally, primarily through specialty outdoor and premium sporting goods stores, department stores, independent distributors, independently-operated partnership stores, concession retail stores, over 200 VF-operated stores, on websites with strategic digital partners and online at www.thenorthface.com.

The *Timberland*® brand offers outdoor, adventure-inspired lifestyle footwear, apparel and accessories that combine performance benefits and versatile styling for men, women and children. We sell *Timberland*® products globally through chain, department and specialty stores, independent distributors and licensees, independently-operated partnership stores, concession retail stores, approximately 200 VF-operated stores, on websites with strategic digital partners and online at www.timberland.com.

The *Smartwool*® brand offers active outdoor consumers a premium, technical layering system of merino wool socks, apparel and accessories that are designed to work together in fit, form and function. *Smartwool*® products are sold globally through specialty outdoor and premium sporting goods stores, independent distributors, on websites with strategic digital partners and online at www.smartwool.com.

The *Icebreaker*® brand specializes in performance apparel and accessories based on natural fibers, including merino wool and other plant-based fibers. *Icebreaker*® products are sold globally through specialty outdoor and premium sporting goods stores, concession retail stores, independent distributors, approximately 30 VF-operated stores, on websites with strategic digital partners and online at www.icebreaker.com.

Altra® is a performance-based footwear brand primarily in the road and trail running categories. *Altra*® products are sold globally through premium outdoor and specialty stores, independent distributors, on websites with strategic digital partners and online at www.altrarunning.com.

Key drivers of long-term growth in our Outdoor segment are expected to be a focus on product innovation, extension of our brands into new product categories, growth in our direct-to-consumer business including our digital presence, expansion of wholesale channel partnerships, geographical diversification and development, as well as the potential for the acquisition of additional brands.

ACTIVE SEGMENT

Our Active segment is a group of activity-based lifestyle brands. Product offerings include active apparel, footwear, backpacks, luggage and accessories.

Vans® is the largest brand in our Active segment. The *Vans*® brand offers performance and casual footwear and apparel targeting younger consumers that sit at the center of action sports, art, music and street fashion. *Vans*® products are available globally through chain stores, specialty stores, independent distributors and licensees, independently-operated partnership stores, concession retail stores, more than 700 VF-operated stores, on websites with strategic digital partners and online at www.vans.com.

Supreme® is a leading streetwear brand that offers apparel, accessories and footwear. *Supreme*® products are available globally through more than 10 VF-operated stores, select partner retail stores and online at www.supremenewyork.com.

The *Napapijri*® brand offers outdoor-inspired casual outerwear, sportswear and accessories at a premium price with a focus on marketing to men, women and children in Europe. Products are sold in department and specialty stores, independently-operated partnership stores, concession retail stores, independent distributors, 25 VF-operated stores, on websites with strategic digital partners and online at www.napapijri.com.

WORK SEGMENT

Our Work segment consists of work and work-inspired lifestyle brands with product offerings that include apparel, footwear and accessories.

Dickies® is the largest brand in our Work segment. The *Dickies*® brand is a leader in authentic, functional, durable and affordable workwear and has expanded to produce work-inspired, casual-use products. *Dickies*® products are available globally through mass merchants, specialty stores, independent distributors and licensees, independently-operated partnership stores, concession retail stores, approximately 20 VF-operated stores, on websites with strategic digital partners and online at www.dickies.com.

DIRECT-TO-CONSUMER OPERATIONS

Our direct-to-consumer business includes VF-operated retail stores, brand e-commerce sites, concession retail locations and other digital platforms. Direct-to-consumer revenues were 46% of total VF revenues in Fiscal 2022.

Our full-price retail stores allow us to display a brand's full line of products with fixtures and imagery that support the brand's positioning and promise to consumers. These experiences provide high visibility for our brands and products and enable us to stay close to the needs and preferences of our consumers. The complete and impactful presentation of products in our stores also helps to increase sell-through of VF products at our wholesale customers due to increased brand awareness, education and visibility. VF-operated full-price stores generally provide gross margins that are well above VF averages.

Kipling® branded handbags, luggage, backpacks, totes and accessories are sold globally through department, specialty and luggage stores, independently-operated partnership stores, independent distributors, concession retail stores, approximately 40 VF-operated stores, on websites with strategic digital partners and online at www.kipling.com.

Eastpak® backpacks, travel bags and luggage are sold primarily through department and specialty stores across Europe, on websites with strategic digital partners, throughout Asia by distributors and online at www.eastpak.com.

JanSport® backpacks and accessories are sold primarily in North America, through department, office supply and chain stores, as well as sports specialty stores and independent distributors. *JanSport*® products are also sold on websites with strategic digital partners and online at www.jansport.com.

Key drivers of long-term growth in our Active segment are expected to be our continued focus on product innovation, extension of our brands into new product categories, growth of our direct-to-consumer business including our digital presence, expansion of wholesale channel partnerships, geographical diversification and development, as well as the potential for the acquisition of additional brands.

The *Timberland PRO*® brand offers work and work-inspired products that provide comfort, durability and performance. *Timberland PRO*® products are available through specialty stores, chain stores, independent distributors, on websites with strategic digital partners and online at www.timberland.com. *Timberland PRO*® products are also available in most U.S. VF-operated *Timberland*® stores.

We believe there is a strategic opportunity for growth in our Work segment in both existing and future markets, and in all channels and geographies. We expect growth will be driven by an increased presence in the retail workwear market, additional work-inspired lifestyle product offerings and by continuing to innovate products that address workers' desires for increased comfort and performance.

In addition, VF operates outlet stores in both premium outlet malls and more traditional value-based locations. These outlet stores carry merchandise that is specifically designed for sale in our outlet stores and serve an important role in our overall inventory management and profitability by allowing VF to sell a significant portion of excess, discontinued and out-of-season products at better prices than otherwise available from outside parties, while maintaining the integrity of our brands.

Our global direct-to-consumer operations included 1,322 stores at the end of Fiscal 2022. We operate retail store locations for the following brands: *Vans*®, *The North Face*®, *Timberland*®, *Kipling*®, *Dickies*®, *Icebreaker*®, *Napapijri*® and *Supreme*®. Approximately 57% of our stores are located in the Americas (50% in the U.S.), 26% in Europe and 17% in Asia-Pacific. Additionally, we sell certain of our branded products through approximately 900 concession retail stores located principally in

Europe and Asia. During Fiscal 2022, VF-operated retail stores across the globe remained open for the majority of the year. However, at varying times during the year, VF experienced temporary closures in response to the coronavirus ("COVID-19") pandemic. Closures were based on guidance from health advisors and governmental actions and regulations. Overall, VF-operated retail store closures were less significant in Fiscal 2022 when compared to Fiscal 2021.

E-commerce represented approximately 44% of our direct-to-consumer business and 20% of total VF revenues in Fiscal 2022. All VF brands are marketed online. We continue to expand our e-commerce initiatives by rolling out additional, country-specific brand sites in Europe and Asia, which enhances our ability to deliver a superior, localized consumer experience. We also continue to increase focus on digital innovation and growth across other third-party digital platforms that are reported

within our direct-to-consumer business. Changes in the retail landscape resulting from the COVID-19 pandemic has accelerated the growth of our e-commerce platform resulting in levels well above periods prior to COVID-19.

We expect our direct-to-consumer business to continue to gain share in our revenue mix as we accelerate our consumer-minded, retail-centric, hyper-digital business model transformation.

In addition to our direct-to-consumer operations, independent parties own and operate approximately 2,700 partnership stores. These are primarily mono-brand retail locations selling VF products that have the appearance of VF-operated stores. Most of these partnership stores are located in Europe and in Asia, and are concentrated amongst the *Timberland*[®], *The North Face*[®], *Vans*[®], *Dickies*[®], *Kipling*[®] and *Napapijri*[®] brands.

LICENSING ARRANGEMENTS

As part of our strategy of expanding market penetration of VF-owned brands, we enter into licensing agreements with independent parties for specific apparel and complementary product categories when such arrangements provide more effective sourcing, distribution and marketing than could be achieved internally. We provide support to these business partners and ensure the integrity of our brand names by taking an active role in the design, quality control, advertising, marketing and distribution of licensed products.

Licensing arrangements relate to a broad range of VF brands and are for fixed terms of generally 3 to 5 years, with conditional renewal options, outside of certain licensing arrangements for the *Dickies*[®] brand that have longer terms. Each licensee pays royalties to VF based on its sales of licensed products, with most agreements providing for a minimum royalty requirement. Royalties generally range from 4% to 10% of the licensing partners' net licensed product sales. Royalty income was \$66.6 million in Fiscal 2022 (less than 1% of total revenues), primarily from the *Dickies*[®], *Vans*[®] and *Timberland*[®] brands.

SOURCING AND DISTRIBUTION

Product design and innovation, including fit, fabric, finish and quality, are important elements across our businesses. These functions are performed by employees located in our global supply chain organization and our branded business units across the globe.

VF's centralized global supply chain organization is responsible for procuring and delivering products to support our brands and businesses. VF is highly skilled in managing the complexities associated with our global supply chain. In Fiscal 2022, VF sourced approximately 408 million units spread across our brands. Our products were primarily obtained from approximately 252 independent contractor manufacturing facilities in approximately 37 countries. Additionally, we operate 25 distribution centers and 1,322 retail stores. Managing this complexity is made possible by the use of a network of information systems for product development, forecasting, order management and warehouse management, along with our core enterprise resource management platforms.

Products obtained from contractors in the Western Hemisphere generally have a higher cost than products obtained from contractors in Asia. However, contracting in the Western Hemisphere gives us greater flexibility, shorter lead times and allows for lower inventory levels for the U.S. market. The use of contracted production with different geographic regions and cost structures, provides a flexible approach to product sourcing. We will continue to manage our supply chain from a global perspective and adjust as needed to changes in the global production environment.

Independent contractors generally own the raw materials and ship finished, ready-for-sale products to VF. These contractors are engaged through VF sourcing hubs in Singapore (with satellite offices across Asia) and Panama. These hubs are responsible for managing the procurement of product, supplier oversight, product quality assurance, sustainability within the supply chain, responsible sourcing and transportation and shipping functions. In addition, our hubs leverage proprietary knowledge and technology to enable certain contractors to more effectively control costs and improve labor efficiency.

Management continually monitors political risks and developments related to duties, tariffs and quotas. We limit VF's sourcing exposure through, among other measures: (i) diversifying production among countries and contractors, (ii) sourcing production to merchandise categories where product is readily available, and (iii) sourcing from countries with tariff preference and free trade agreements. VF does not directly or indirectly source products from suppliers in countries that are prohibited by the U.S. State Department.

No single supplier represented more than 7% of our total cost of goods sold during Fiscal 2022.

All independent contractor facilities that manufacture VF products, must comply with VF's Global Compliance Principles. These principles, consistent with international labor standards, are a set of strict standards covering legal and ethical business practices, worker age, work hours, health and safety conditions, environmental standards and compliance with local laws and regulations.

VF, through its contractor monitoring program, audits the activities of the independent businesses and contractors that produce VF products at locations across the globe. Each of the approximately 252 independent contractor facilities, including those serving our independent licensees, must be pre-certified before producing VF products. This pre-certification includes passing a factory inspection and signing a VF Terms of Engagement agreement. We maintain an ongoing audit program to ensure compliance with these requirements by using dedicated internal staff and externally contracted firms. Additional information about VF's Code of Business Conduct, Global Compliance Principles, Terms of Engagement and Environmental Compliance Guidelines, along with a Global Compliance Report, is available on the VF website at www.vfc.com.

COVID-19 has impacted some of VF's suppliers, including the resurgence of COVID-19 lockdowns in key sourcing countries that resulted in additional manufacturing constraints during Fiscal 2022; however, this situation has improved over time. Additionally, Fiscal 2022 was impacted by continued port congestion, lengthened transit times, equipment availability and other logistics challenges. These issues have caused significant product delays, which have resulted in challenges to timely meet

customer demand in Fiscal 2022; however, VF has actively worked with its suppliers to minimize disruption. VF has and will continue to work to offset any increases in product costs through (i) the continuing shift in the mix of its business to higher margin brands, geographies and channels of distribution, (ii) increases in the prices of its products, and (iii) cost reduction efforts. The loss of any one supplier or contractor would not have a significant adverse effect on our business.

Product is shipped from our independent suppliers to distribution centers around the world. In some instances, product is shipped directly to our customers. Most distribution centers are operated by VF, and most support more than one brand. In response to COVID-19, VF's distribution centers have maintained operations in accordance with local government guidelines while maintaining enhanced health and safety protocols.

Our largest distribution centers by region are located in Visalia, California, Prague, Czech Republic and Shanghai, China. In total, we operate 25 owned or leased distribution centers primarily in the U.S., but also in the Czech Republic, United Kingdom, the Netherlands, China, Canada, Mexico, Belgium, Israel, Japan and France.

SEASONALITY

VF's quarterly operating results vary due to the seasonality of our individual brands, and are historically stronger in the second half of the calendar year. This variation results primarily from the seasonal influences on revenues of our Outdoor segment, where revenues are historically weighted towards the second and third fiscal quarters. On a quarterly basis in Fiscal 2022, revenues ranged from a low of 19% of full year revenues in the first fiscal quarter to a high of 31% in the third fiscal quarter, while operating margin was 9% in the first fiscal quarter and 19% in the third fiscal quarter. This variation results primarily from the seasonal influences on revenues of our Outdoor segment, where 12% of the segment's revenues occurred in the first fiscal quarter compared to 36% in the third fiscal quarter of

Fiscal 2022. With changes in our mix of business and the growth of our retail operations, historical quarterly revenue and profit trends may not be indicative of future trends.

Working capital requirements vary throughout the year. Working capital typically increases early in the calendar year as inventory builds to support peak shipping periods and then moderates later in the year as those inventories are sold and accounts receivable are collected. Historically, cash provided by operating activities is substantially higher in the second half of the calendar year due to higher net income during that period and reduced working capital requirements, particularly during the fourth quarter of the calendar year.

ADVERTISING, CUSTOMER SUPPORT AND COMMUNITY OUTREACH

During Fiscal 2022, our advertising and promotion expense was \$840.6 million, representing 7% of total revenues. We advertise in consumer and trade publications and through digital initiatives, including social media and mobile platforms on the Internet. We also participate in cooperative advertising on a shared cost basis with major retailers in print and digital media, radio and television. We sponsor sporting, musical and special events, as well as athletes and personalities who promote our products. We employ marketing sciences to optimize the impact of advertising and promotional spending, and to identify the types of spending that provide the greatest return on our marketing investments.

We provide advertising support to our wholesale customers, including independent partnership stores, in the form of point-of-sale fixtures and signage to enhance the presentation and brand image of our products. We also participate in shop-in-shops and concession retail arrangements, which are separate sales areas dedicated to a specific VF brand within our customers' stores and other locations, to help differentiate and enhance the presentation of our products.

We contribute to incentive programs with our wholesale customers, including cooperative advertising funds, discounts and allowances. We also offer sales incentive programs directly to consumers in the form of discounts, rebates and coupon offers that are eligible for use in certain VF-operated stores, brand e-commerce sites and concession retail locations. VF also offers loyalty programs for certain brands that provide a range of benefits to consumers.

In addition to sponsorships and activities that directly benefit our products and brands, VF and its associates actively support our communities and various charities. For example, *The North Face*® brand has committed to programs that encourage and enable outdoor participation, such as *The North Face Explore Fund™* program. The *Timberland*® brand has a strong heritage of volunteerism, including the *Path of Service™* program that offers full-time employees paid time off to serve their local communities through global service events such as Earth Day in the spring and "Serv-a-palooza" in the fall. In Fiscal 2022, the *Vans*® brand launched "Checkerboard Day", the brand's single largest philanthropic initiative, supporting charities from around the world who share a mission of revitalizing public spaces through arts, sports, culture and social impact programming.

SUSTAINABILITY AND RESPONSIBILITY

VF and our family of brands strive to be more than just an apparel and footwear company. Collectively, we work to be a leading global citizen, setting a high bar for corporate sustainability and responsibility. Our enterprise-wide sustainability and responsibility strategy, entitled *Made for Change*, focuses on key areas including people, the planet and our products.

People

- VF is a people-focused company. Our associates are a force for good in the world, sparking global movements that genuinely make a difference. We have a responsibility to protect and lift-up all who work across our operations and supply chain.

Planet

- The well-being of people and the planet are inextricably connected. Through our sustainability efforts, we are taking bold action on climate change to protect the planet for generations to come.

Product

- VF brands touch millions of lives every year – from the people that design and make apparel and footwear to the consumers who purchase them. Innovation and responsible product stewardship is infused at every step.

VF prioritizes sustainable materials, circularity, and sustainable packaging to drive scalable change by working to reduce our environmental impact. Other critical components of our sustainability strategy include reducing greenhouse gas ("GHG") emissions, renewable energy use, responsible sourcing of materials, reducing waste and implementing green buildings across both our operations and supply chain.

VF's Chairman, President and Chief Executive Officer, as well as the Company's Executive Leadership Team and Board of Directors are responsible for the oversight of VF's sustainability and responsibility strategies and targets. Progress updates are presented to the Governance and Corporate Responsibility Committee of the Board of Directors on a biannual cadence.

HUMAN CAPITAL MANAGEMENT

As a purpose-led, performance-driven company, VF leverages the strength of our business and the capabilities of our people to drive profitable growth and create value for shareholders and stakeholders. Our purpose is to power movements of sustainable and active lifestyles for the betterment of people and our planet. This purpose, combined with a laser focus on performance and delivering on our commitments, allows us to offer a unique value proposition to our associates – a place where you can do well and do good at the same time.

We consider the talent and capabilities of our people as essential to our business strategy and execution, and, as such, put in place strategies to attract, develop and retain highly diverse talent with the skills and passion to build our brands for our consumers around the globe. Our Human Capital Management ("HCM") practices are designed to promote inclusion, diversity and equity, provide development opportunities for associates across the organization; offer competitive rewards and benefits;

In alignment with the Taskforce on Climate-Related Financial Disclosures ("TCFD"), VF has completed an analysis of potential climate-related risks and opportunities. 'Climate Change & Environmental Sustainability' has been established as a VF enterprise risk and embedded in our enterprise risk management framework. Updates on enterprise risks, and progress towards associated targets, are provided to the Audit Committee of the Board of Directors quarterly.

VF's science-based targets include the following:

- Reduce absolute Scope 1 and 2 GHG emissions 55% by 2030 from a 2017 baseline; and
- Reduce absolute Scope 3 GHG emissions from purchased goods and services and upstream transportation 30% by 2030 from a 2017 baseline.

Other planet- and product-related goals include the following:

- Utilize 100% renewable energy across our owned-and-operated facilities by Fiscal 2026, to be primarily achieved through off-site renewable energy investments, including renewable energy credits.
- Source 50% of our polyester from recycled materials by Fiscal 2026.
- Eliminate all non-essential, single-use plastics from VF direct operations and sponsored events by Fiscal 2024.

VF is currently on course with its internal milestones, tracking progress towards these targets and goals.

Additional information regarding VF's sustainability and responsibility strategy and actions can be found within our latest *Made for Change* report within our "Responsibility" page on www.vfc.com. Also included on that webpage are downloads of our Sustainability Accounting Standards Board ("SASB") and Global Reporting Initiative ("GRI") indices. Information contained on our website or in our *Made for Change* report or related supplemental information is not incorporated by reference into this or any other report we file with the SEC.

and sponsor programs that support wellbeing in an engaging work environment built on enduring guiding principles and longstanding values.

We believe that having an engaged, diverse and committed workforce not only enhances our business performance but also our culture. Initiatives to promote overall alignment with our performance, purpose, guiding principles, and strategy are therefore important and include internal communications and education about our programs, townhalls across various parts of our business, and a listening strategy that engages associates in providing input and feedback on a variety of topics.

Our Board of Directors and its Committees provide governance and oversight on a broad range of VF's human capital management efforts. The Board's oversight includes review of CEO and executive officer performance, compensation and succession planning and inclusion, and diversity and belonging

programs and initiatives. The Talent and Compensation Committee works with management on executive compensation and compensation risks, and regularly reviews our progress on company-wide HCM priorities, including inclusion and diversity, benefits, wellbeing, culture, succession and talent development strategies. VF's Audit Committee monitors current and emerging risks, including HCM risks, and VF's health and safety program. The Governance and Corporate Responsibility Committee is responsible for conducting Board succession planning and the selection of nominees to the Board, and reviews VF's Code of Business Conduct and VF's sustainability policies, goals and programs. These Committees provide recommendations to the Board and are part of the broader framework that guides how VF attracts, develops, and retains a workforce that aligns with VF's values and supports its business strategies and performance objectives. In addition, VF's Executive Leadership Team is regularly engaged in the development and management of key talent systems, guiding our culture, employee value proposition and talent development programs. The sections that follow provide further background on our associate base, as well as examples of our key programs and initiatives that are focused on the achievement of our objectives.

Associate Base

VF had approximately 35,000 employees at the end of Fiscal 2022. Of VF's total employees, approximately 58% were full-time and approximately 58% were located in the U.S. In international markets, certain employees are covered by trade-sponsored or governmental bargaining arrangements. Employee relations are considered to be good.

Inclusion, Diversity, Equity, Action ("IDEA")

IDEA is fundamental to our business as we aim to sustain a workplace that celebrates the diversity of our associates. We strive to provide an environment that allows our associates to bring their authentic selves to work every day, and we're determined to foster a workplace that is free of discrimination and harassment, and promotes allyship, advocacy and belonging. Our Global Inclusion, Diversity and Equity Council sets global goals and strategic direction in alignment with VF's global IDEA strategy. Our Council to Advance Racial Equity ("CARE") oversees our commitments on actions that promote: increasing Black, Indigenous and People of Color ("BIPOC") representation at the director and above population in the U.S.; diverse candidate slates; pay equity; leader compensation tied to successful implementation of our IDEA strategy; mentorship and sponsorship of BIPOC employees and members of the community; and elevating our commitment to education, listening and learning.

These actions are consistent and aligned with VF's IDEA Statement, committing to equal opportunity for all employees and candidates. At the end of Fiscal 2022, approximately 18% of our U.S. director and above workforce voluntarily self-identified as BIPOC.

VF is a member of the Paradigm for Parity coalition, which has pledged to promote organizational gender parity globally in leadership roles by 2030. At the end of Fiscal 2022, approximately 53% of the overall VF workforce and approximately 42% of director and above roles voluntarily self-identified as women. VF aims to remove barriers to uplifting women and has added and expanded resources to support women in the workplace, including career advancement

workshops, community building activities through our Employee Resource Groups ("ERGs"), and a suite of benefits designed to promote wellbeing and provide support for parents and families, including paid parental leave.

Our dedication to inclusion and diversity is further reflected in programs sponsored by our ERGs. Our ERGs enhance our culture of belonging by creating a safe space for learning and dialogue for underrepresented groups, establishing a sense of community among associates and providing platforms to collect and share insights to support business imperatives. We currently have various ERGs for women, BIPOC, Veterans and LGBTQ+ communities. VF is committed to maximizing inclusion, diversity and equity not only within the company, but within the communities where we live and work, while also being a positive influence within the apparel and footwear sector, and society at large.

Culture and Engagement

Our culture is built on our five Guiding Principles: Live with Integrity, Act with Empathy, Be Curious, Persevere, and Act Courageously. We have codified this culture through the lens of "what we do", "what we see" and "how we feel", and we measure our culture and Employee Net Promoter Score ("eNPS") via semiannual surveys. Results are evaluated, shared with associates and used to guide management focus and attention. Recent actions have included our Workplace Next initiative, which is focused on 1) driving flexibility for associates where they work, 2) creating engaging work environments that bring associates together to collaborate and innovate, and 3) equipping leaders to manage in a complex, hybrid environment. VF also conducts periodic pulse check surveys for interim feedback on specific topics such as ethics and compliance, safety, communications, and related topics.

Talent Management

Talent Management includes the acquisition, development, skilling and upskilling, and deployment of our talent. We utilize a range of tools and programs including diverse candidate slates, talent reviews, performance coaching and development, succession planning, access to volunteering opportunities, IDEA training and hundreds of online learning modules that are available to all associates. We also have an active internal mobility program, with approximately 31% of our office associates taking on larger or new responsibilities within the company in the last year, and hundreds contributing their skills through short-term assignments or "gigs" across the organization.

Associate Wellbeing and Safety

VF endeavors to support the diverse wellbeing needs of our associates and their families. We define wellbeing as not only physical health, but also emotional, social, financial and career wellbeing. We offer a comprehensive and competitive benefits program to our full-time associates that is designed to provide choices and flexibility to meet their needs now and in the future. These include health and welfare programs, retirement programs, paid parental leave, reproductive and adoption assistance, paid time off, tuition reimbursement, product discounts, fitness facilities or programs, childcare and educational resources and various on-site services, employee assistance program, and regular wellbeing programming, as

culturally appropriate throughout the geographies in which we operate.

Associate safety rests at the heart of our decisions. Nothing is more fundamental than providing people with an environment where they feel safe, secure and supported. Our mission is simple: Foster a culture of safety that enables a workplace free of hazards and sends every employee home safely. Our goal is zero workplace injuries within our operations. We're using our scale, influence and insight to help establish safe, stable working environments in the factories producing our products, while simultaneously improving the lives of those in local communities beyond the factory walls.

OTHER MATTERS

Competitive Factors

Our business depends on our ability to stimulate consumer demand for VF's brands and products. VF is well-positioned to compete in the apparel, footwear and accessories sector by developing high quality, innovative products at competitive prices that meet consumer needs, providing high service levels, ensuring the right products are on the retail sales floor to meet consumer demand, investing significant amounts into existing brands and managing our brand portfolio through acquisitions and dispositions. Many of VF's brands have long histories and enjoy strong recognition within their respective consumer segments.

Intellectual Property

Trademarks, trade names, patents and domain names, as well as related logos, designs and graphics, provide substantial value in the development and marketing of VF's products, and are important to our continued success. We have registered this intellectual property in the U.S. and in other countries where our products are manufactured and/or sold. We vigorously monitor and enforce VF's intellectual property against counterfeiting, infringement and violations of other rights where and to the extent legal, feasible and appropriate. In addition, we grant licenses to other parties to manufacture and sell products utilizing our intellectual property in product categories and geographic areas in which VF does not operate.

Ethics and Compliance

VF's Code of Business Conduct sets forth business policies and principles for all directors, officers and associates of VF. The key principles of our code are as follows: we will lead with integrity; we will treat everyone with dignity and respect; we will compete fairly and honestly; we will follow the law everywhere we do business; and we will strive to make our communities better. Our global Ethics and Compliance program provides VF associates with the tools they need to understand our expectations for ethical business conduct and the courage to speak up and raise concerns without fear of retaliation.

Customers

VF products are sold on a wholesale basis to specialty stores, mid-tier and traditional department stores, national chains and mass merchants. In addition, we sell products on a direct-to-consumer basis through VF-operated stores, concession retail stores, brand e-commerce sites and other digital platforms. Our international sales represented 48% of our total revenues in the year ended March 2022, with Europe being the largest international market.

Sales to VF's ten largest customers amounted to approximately 17% of total revenues in Fiscal 2022. Sales to the five largest customers amounted to approximately 10% of total revenues in Fiscal 2022. Sales to VF's largest customer totaled approximately 2% of total revenues in Fiscal 2022.

Backlog

The dollar amount of VF's order backlog as of any date is not indicative of actual future shipments and, accordingly, is not material to an understanding of the business taken as a whole.

INFORMATION ABOUT OUR EXECUTIVE OFFICERS

The following are the executive officers of VF Corporation as of May 26, 2022. The executive officers are generally elected annually and serve at the pleasure of the Board of Directors. None of the VF Corporation executive officers have any family relationship with one another or with any of the directors of VF Corporation.

Steven E. Rendle, 62, has been Executive Chairman of the Board since October 2017, President and Chief Executive Officer of VF since January 2017 and a Director of VF since June 2015. Mr. Rendle served as President and Chief Operating Officer from June 2015 until December 2016, Senior Vice President — Americas from April 2014 until June 2015, Vice President and Group President — Outdoor & Action Sports Americas from May 2011 until April 2014, President of VF's Outdoor Americas businesses from 2009 until 2011, President of *The North Face*® brand from 2004 until 2009 and Vice President of Sales of *The North Face*® brand from 1999 until 2004. Mr. Rendle joined VF in 1999.

Matthew H. Puckett, 48, has been Executive Vice President and Chief Financial Officer of VF since June 2021. He served as Vice President — Global Financial Planning & Analysis from June 2019 until May 2021, Vice President — Chief Financial Officer of VF International from April 2015 until May 2019, Vice President — Chief Financial Officer Timberland from October 2011 until March 2015 and Vice President — Chief Financial Officer VF Sportswear April 2009 until October 2011. Mr. Puckett joined VF in 2001.

Kevin D. Bailey, 61, has been Global Brand President, *Vans*® since March 2022. He served as Executive Vice President and President, APAC and Emerging Brands from August 2020 until February 2022, Executive Vice President and Group President, APAC from January 2017 until August 2020, President Action Sports & VF CASA from March 2016 until December 2016, President Action Sports and the *Vans*® brand from April 2014 until February 2016, Global President of the *Vans*® brand from June 2009 until March 2014 and Vice President Direct-to-Consumer for the *Vans*® brand from June 2002 until November 2007. Mr. Bailey joined VF in 2004.

Martino Scabbia Guerrini, 57, has been Executive Vice President, and President EMEA and Emerging Brands since March 2022. He served as Executive Vice President and Group President — EMEA from January 2018 until March 2022. He served as President — VF EMEA from April 2017 until December 2017, Coalition President — Jeanswear, Sportswear and Contemporary International from January 2013 until November 2017, President — Sportswear and Contemporary EMEA from February 2009 until December 2012 and President — Sportswear and Packs from August 2006 until January 2009. Mr. Guerrini joined VF in 2006.

Bryan H. McNeill, 60, has been Vice President — Controller and Chief Accounting Officer since April 2015. He served as Controller and Supply Chain Chief Financial Officer of VF International from January 2012 until March 2015 and Controller of VF International from May 2010 until December 2011. Mr. McNeill joined VF in 1993.

Stephen M. Murray, 61, has been Executive Vice President and Group Brand President, *The North Face* since October 2020. He served as Group President, Americas from October 2019 until October 2020 and as Executive Vice President — Strategic Projects from April 2018 until October 2019. Earlier in his career, he served as President — Action Sports Coalition from 2009 until 2010 and President of the *Vans*® brand from August 2004 until 2009. Mr. Murray originally joined VF in 2004.

Jennifer S. Sim, 48, has been Executive Vice President, General Counsel and Secretary since May 2022. She served as Vice President, Deputy General Counsel from 2019 until May 2022, Vice President, General Counsel — Americas West from 2016 until 2019 and Vice President, General Counsel — Outdoor & Action Sports Americas from 2013 until 2016. Ms. Sim joined VF in 2013.

Additional information is included under the caption "Election of Directors" in VF's definitive Proxy Statement for the Annual Meeting of Shareholders to be held July 26, 2022 ("2022 Proxy Statement") that will be filed with the Securities and Exchange Commission within 120 days after the close of our fiscal year ended April 2, 2022, which information is incorporated herein by reference.

AVAILABLE INFORMATION

All periodic and current reports, registration statements and other filings that VF has filed or furnished to the SEC, including our annual reports on Form 10-K, quarterly reports on Form 10-Q, current reports on Form 8-K and amendments to those reports filed or furnished pursuant to Section 13(a) of the Exchange Act, are available free of charge from the SEC's website (www.sec.gov) and on VF's website at www.vfc.com. Such documents are available as soon as reasonably practicable after electronic filing of the material with the SEC. Copies of these reports may also be obtained free of charge upon written request to the Secretary of VF Corporation, P.O. Box 13919, Denver, CO 80201.

The following corporate governance documents can be accessed on VF's website: VF's Corporate Governance Principles, Code of Business Conduct, and the charters of our Audit Committee, Talent and Compensation Committee, Finance Committee and Governance and Corporate Responsibility Committee. Copies of these documents also may be obtained by any shareholder free of charge upon written request to the Secretary of VF Corporation, P.O. Box 13919, Denver, CO 80201.

After VF's 2022 Annual Meeting of Shareholders, VF intends to file with the New York Stock Exchange ("NYSE") the certification regarding VF's compliance with the NYSE's corporate governance listing standards as required by NYSE Rule 303A.12. Last year, VF filed this certification with the NYSE on August 16, 2021.

ITEM 1A. RISK FACTORS.

The following risk factors should be read carefully in connection with evaluating VF's business and the forward-looking statements contained in this Form 10-K. Any of the following risks could materially adversely affect VF's business, its operating results and its financial condition.

ECONOMIC AND INDUSTRY RISKS

VF's revenues and profits depend on the level of consumer spending for apparel and footwear, which is sensitive to global economic conditions and other factors. A decline in consumer spending could have a material adverse effect on VF.

The success of VF's business depends on consumer spending on apparel and footwear, and there are a number of factors that influence consumer spending, including actual and perceived economic conditions, disposable consumer income, interest rates, consumer credit availability, inflationary pressures (such as current inflation related to global supply chain disruptions), unemployment, stock market performance, weather conditions and natural disasters, energy prices, public health issues (including the COVID-19 pandemic), geopolitical instability (such as the current conflict between Russia and Ukraine and related economic and other retaliatory measures taken by the United States, European Union and others), consumer discretionary spending patterns and tax rates in the international, national, regional and local markets where VF's products are sold. Decreased consumer spending could result in reduced demand for our products, reduced orders from customers for our products, order cancellations, lower revenues, higher discounts, increased inventories and lower gross margins. The uncertain state of the global economy continues to impact businesses around the world, most acutely in emerging markets and developing economies. If global economic and financial market conditions do not improve, adverse economic trends or other factors could negatively impact the level of consumer spending, which could have a material adverse impact on VF.

The coronavirus (COVID-19) pandemic has and could continue to materially and adversely affect our business, financial condition and results of operations.

Our business has been, and could continue to be, impacted by the effects of the COVID-19 pandemic in countries and territories where we operate and our employees, suppliers, third-party service providers, consumers or customers are located. As a result of the COVID-19 pandemic, and in response to government recommendations or mandates, as well as decisions we made to protect the health and safety of our employees, consumers and communities, our operations where our products are made, manufactured, distributed or sold were temporarily closed, or operated with limited operating hours and limited occupancy levels. Most of our operations have reopened, but there continues to be uncertainty around the extent to which operations may be closed again or experience operational restrictions if and where there is a resurgence in COVID-19 or new variants of the virus emerge, and the duration and severity of any related restrictions. Some of the impacts of the COVID-19 pandemic on our business have included, and could continue to include, the following:

- significant reductions in demand and significant volatility in demand for our products by consumers and customers resulting in reduced orders, order cancellations, lower revenues, higher discounts, increased inventories, decreased value of inventories and lower gross margins, which continue to be caused by, among other things: the

inability of consumers to purchase our products due to illness, quarantine or other restrictions or out of fear of exposure to COVID-19, phased reopenings and reclosures of our owned stores as well as stores of our customers or reduced store hours across the Americas, Europe and Asia-Pacific regions due to a resurgence of COVID-19, significant declines in consumer retail store traffic to stores that have reopened, or financial hardship and unemployment, shifts in demand away from consumer discretionary products and reduced options for marketing and promotion of products or other restrictions in connection with the COVID-19 pandemic;

- significant uncertainty and turmoil in global economic and financial market conditions causing, among other things: decreased consumer confidence and decreased consumer spending, now and in the mid- and long-term, inability to access financing in the credit and capital markets (including the commercial paper market) at reasonable rates (or at all) in the event we, our customers or suppliers find it desirable to do so, increased exposure to fluctuations in foreign currency exchange rates relative to the U.S. Dollar, and volatility in the availability and prices for commodities and raw materials we use for our products and in our supply chain;
- inability to meet our consumers' and customers' needs for inventory production and fulfillment due to disruptions in our supply chain and increased costs associated with mitigating the effects of the pandemic caused by, among other things: reduction or loss of workforce due to illness, quarantine or other restrictions or facility closures, including vaccine mandates or return to work policies, scarcity of and/or increased prices for raw materials, scrutiny or embargoing of goods produced in infected areas, capacity constraints, vessel, container and other transportation shortages, and port congestion and increased freight and logistics costs, expenses and times; failure of third parties on which we rely, including our suppliers, customers, distributors, service providers and commercial banks, to meet their obligations to us or to timely meet those obligations, or significant disruptions in their ability to do so, which may be caused by their own financial or operational difficulties, including business failure or insolvency and collectability of existing receivables;
- significant changes in the conditions in markets in which we do business, including quarantines, governmental or regulatory actions, closures or other restrictions, including voluntarily adopted practices, that limit or close operating and manufacturing facilities and restrict our employees' ability to perform necessary business functions, including operations necessary for the design, development, production, distribution, sale, marketing and support of our products and increase the likelihood of litigation;
- increased costs, including increased employee costs, such as for expanded benefits and essential employee

incentives, and increased operating costs, including those associated with provision of personal protective equipment and compliance with governmental or public health organization mandates or guidance, allowances or extended payment terms for customers, and inventory write-offs, all of which have negatively impacted our profitability;

- increased risk to the health, safety and wellness, including mental and emotional health, of our employees due to the virus or the impact of related restrictions;
- increased tax risk related to employees working remotely in a tax location other than their normal work location; and
- amplified data security risks as a result of more employees working remotely, including increased demand on our information technology resources and systems, increased phishing and other cybersecurity attacks, and an increase in the number of points of potential attack, such as laptops and mobile devices.

These impacts have placed, and could continue to place limitations on our ability to execute our business plan and materially and adversely affect our business, financial condition and results of operations. We continue to monitor the situation and may adjust our current policies and procedures as more information and guidance become available. The impact of COVID-19 may also exacerbate other risks discussed in this "Risk Factors" section, any of which could have a material effect on us. The extent of the impact of the COVID-19 pandemic will depend on future developments, including the duration, severity and any resurgences of COVID-19, which are uncertain and cannot be predicted.

The apparel and footwear industries are highly competitive, and VF's success depends on its ability to gauge consumer preferences and product trends, and to respond to constantly changing markets.

VF competes with numerous apparel and footwear brands and manufacturers. Competition is generally based upon brand name recognition, price, design, product quality, selection, service and purchasing convenience. Some of our competitors are larger and have more resources than VF in some product categories and regions. In addition, VF competes directly with the private label brands of its wholesale customers. VF's ability to compete within the apparel and footwear industries depends on our ability to:

- anticipate and respond to changing consumer preferences and product trends in a timely manner;
- develop attractive, innovative and high quality products that meet consumer needs;
- maintain strong brand recognition;
- price products appropriately;
- provide best-in-class marketing support and intelligence and optimize and react to available consumer data;
- ensure product availability and optimize supply chain efficiencies;
- obtain sufficient retail store space and effectively present our products at retail;
- produce or procure quality products on a consistent basis; and
- adapt to a more digitally driven consumer landscape.

Failure to compete effectively or to keep pace with rapidly changing consumer preferences, markets, technology, business model and product trends could have a material adverse effect on VF's business, financial condition and results of operations. Moreover, there are significant shifts underway in the wholesale and retail (e-commerce and retail store) channels, which have been accelerated because of the COVID-19 pandemic. VF may not be able to manage its brands within and across channels sufficiently, which could have a material adverse effect on VF's business, financial condition and results of operations.

The retail industry has experienced financial difficulty that could adversely affect VF's business.

Recently there have been consolidations, reorganizations, restructurings, bankruptcies and ownership changes in the retail industry. In addition, the COVID-19 pandemic has resulted, and could continue to result, in closed stores, and reduced consumer traffic and purchasing. These events individually, and together, could have (and, in the case of the COVID-19 pandemic, have had) a material, adverse effect on VF's business. These changes could impact VF's opportunities in the market and increase VF's reliance on a smaller number of large customers. In the future, retailers are likely to further consolidate, undergo restructurings or reorganizations or bankruptcies, realign their affiliations or reposition their stores' target markets. In addition, consumers have continued to transition away from traditional wholesale retailers to large online retailers. These developments could result in a reduction in the number of stores that carry VF's products, an increase in ownership concentration within the retail industry, an increase in credit exposure to VF or an increase in leverage by VF's customers over their suppliers.

Further, the global economy periodically experiences recessionary conditions with rising unemployment, reduced availability of credit, increased savings rates and declines in real estate and securities values. These recessionary conditions, including as a result of the COVID-19 pandemic, could have a negative impact on retail sales of apparel, footwear and other consumer products. The lower sales volumes, along with the possibility of restrictions on access to the credit markets, could result in our customers experiencing financial difficulties including store closures, bankruptcies or liquidations. This could result in higher credit risk to VF relating to receivables from our customers who are experiencing these financial difficulties. If these developments occur, our inability to shift sales to other customers or to collect on VF's trade accounts receivable could have a material adverse effect on VF's financial condition and results of operations.

VF's profitability may decline as a result of increasing pressure on margins.

The apparel industry is subject to significant pricing pressure caused by many factors, including intense competition, consolidation in the retail industry, rising commodity and conversion costs, inflation, rising freight costs, rising labor costs, pressure from retailers to reduce the costs of products, changes in consumer demand and shifts to online shopping and purchasing. Customers may increasingly seek markdown allowances, incentives and other forms of economic support. If these factors cause us to reduce our sales prices to retailers and consumers, and we fail to sufficiently reduce our product costs or operating expenses, VF's profitability will decline. This could have a material adverse effect on VF's results of operations, liquidity and financial condition.

BUSINESS AND OPERATIONAL RISKS

VF's business and the success of its products could be harmed if VF is unable to maintain the images of its brands.

VF's success to date has been due in large part to the growth of its brands' images and VF's customers' connection to its brands. If we are unable to timely and appropriately respond to changing consumer demand, the names and images of our brands may be impaired. Even if we react appropriately to changes in consumer preferences, consumers may consider our brands' images to be outdated or associate our brands with styles that are no longer popular. In addition, brand value is based in part on consumer perceptions on a variety of qualities, including merchandise quality and corporate integrity. Negative claims or publicity regarding VF, its brands or its products, including licensed products, or its culture and values, or its employees, endorsers, sponsors or suppliers could adversely affect our reputation and sales regardless of whether such claims are accurate. The rapidly changing media environment, including our increasing reliance on social media and online marketing, which accelerates the dissemination of information, can increase the challenges of responding to negative claims. In addition, we have sponsorship contracts with a number of athletes, musicians and celebrities and feature those individuals in our advertising and marketing efforts. Failure to continue to obtain or maintain high-quality sponsorships and endorsers could harm our business. In addition, actions taken by those individuals associated with our products could harm their reputations, which could adversely affect the images of our brands. Our reputation and brand image also could be damaged as a result of our support of, association with or lack of support or disapproval of certain social causes, as well as any decisions we make to continue to conduct, or change, certain of our activities in response to such considerations.

VF's revenues and cash requirements are affected by the seasonal nature of its business.

VF's business is seasonal, with a higher proportion of revenues and operating cash flows generated during the second half of the calendar year, which includes the fall and holiday selling seasons. Poor sales in the second half of the calendar year would have a material adverse effect on VF's full year operating results and cause higher inventories. In addition, fluctuations in sales and operating income in any fiscal quarter are affected by the timing of seasonal wholesale shipments and other events affecting retail sales.

We may be adversely affected by weather conditions.

Our business is adversely affected by unseasonable weather conditions. A significant portion of the sales of our products is dependent in part on the weather and is likely to decline in years in which weather conditions do not favor the use of these products. For example, periods of unseasonably warm weather in the fall or winter can lead to reduced consumer spending that negatively impacts VF's direct-to-consumer business, and inventory accumulation by our wholesale customers, which can, in turn, negatively affect orders in future seasons. In addition, abnormally harsh or inclement weather can also negatively impact retail traffic and consumer spending. Any and all of these risks may have a material adverse effect on our financial condition, results of operations or cash flows.

VF may not succeed in its business strategy.

One of VF's key strategic objectives is growth. We seek to grow organically and through acquisitions. We seek to grow by building our lifestyle brands, expanding our share with winning customers, stretching VF's brands to new regions, leveraging our supply chain and information technology capabilities across VF and expanding our direct-to-consumer business, including opening new stores, remodeling and expanding our existing stores and growing our e-commerce business. However, we may not be able to grow our business. For example:

- We may have difficulty completing acquisitions or dispositions to reshape our portfolio, and we may not be able to successfully integrate a newly acquired business or achieve the expected growth, cost savings or synergies from such integration, or it may disrupt our current business.
- We may not be able to transform our model to be more consumer- and retail-centric.
- We may not be able to transform our model to be more digitally focused.
- We may not be able to expand our market share with winning customers, or our wholesale customers may encounter financial difficulties and thus reduce their purchases of VF products.
- We may not be able to successfully distort investments to Asia or meet evolving consumer needs to unlock growth opportunities for our brands or expand in other geographies.
- We may not be able to effectively deploy resources and allocate capital towards investments in new and organic businesses and capabilities in order to drive strategic objectives.
- We may not be able to achieve the expected results from our supply chain initiatives and establish and maintain effective supply chain systems, data, and capabilities, infrastructure, and the sourcing strategy necessary to optimally meet current and future business needs.
- We may have difficulty recruiting, developing or retaining qualified employees.
- We may not be able to achieve our direct-to-consumer expansion goals, including in e-commerce or other new channels, manage our growth effectively, successfully integrate the planned new stores into our operations, operate our new, remodeled and expanded stores profitably, adapt our business model or develop relationships with consumers for e-commerce or other new channels.
- We may not be able to offset rising commodity or conversion costs in our product costs with pricing actions or efficiency improvements.

Failure to implement our strategic objectives may have a material adverse effect on VF's business.

Moreover, VF is engaged in a business model transformation to become more consumer-minded, retail-centric and hyper-digital. Failure to successfully execute VF's transformation agenda at a fast enough pace with clear objectives, assignments, accountability, project management, governance and

appropriate consideration for change management could result in a diminished ability to remain competitive.

Further, organizational effectiveness, agility and execution are important to VF's success. Failure to create an agile and efficient operating model and organizational structure or to effectively define, prioritize, and align on clear achievable and appropriately resourced strategic priorities could result in an inability to remain competitive in a rapidly changing marketplace and lead to increase in costs, inefficient resource allocation, reduced productivity, organizational confusion, and reduced employee morale.

VF relies significantly on information technology. Any inadequacy, interruption, integration failure or security failure of this technology could harm VF's ability to effectively operate its business.

Our ability to effectively manage and operate our business depends significantly on information technology systems. We rely heavily on information technology to track sales and inventory and manage our supply chain. We are also dependent on information technology, including the Internet, for our direct-to-consumer sales, including our e-commerce operations and retail business credit card transaction authorization. Despite our preventative efforts, our systems and those of our third-party service providers may be vulnerable to damage, failure or interruption due to viruses, data security incidents, technical malfunctions, natural disasters or other causes, or in connection with upgrades to our system or the implementation of new systems. The failure of these systems to operate effectively or remain innovative, problems with transitioning to upgraded or replacement systems, difficulty in integrating new systems or systems of acquired businesses or a breach in security of these systems could adversely impact the operations of VF's business, including our reputation, management of inventory, ordering and replenishment of products, sourcing and distribution of products, e-commerce operations, retail business credit card transaction authorization and processing, corporate email communications and our interaction with the public on social media. Moreover, failure to provide effective digital (including omnichannel) capabilities and information technology infrastructure could result in an inability to meet current and future business needs and a resulting loss of brand competitiveness, leading to loss of revenue and market share and decreased business agility.

VF is subject to data and information security and privacy risks that could negatively affect its business operations, results of operations or reputation.

In the normal course of business, we often collect, retain and transmit certain sensitive and confidential customer information, including credit card information and employee information, over public networks. There is a significant concern by consumers and employees over the security of personal information collected, retained or transmitted over the Internet, identity theft and user privacy. Data and information security breaches are increasingly sophisticated, and can be difficult to detect for long periods of time. Accordingly, if unauthorized parties gain access to our networks or databases, or those of our third-party service providers, they may be able to steal, publish, delete, hold ransom or modify our private and sensitive information, including credit card information, personal information, and confidential or other proprietary business information. We have implemented systems and processes

designed to protect against unauthorized access to or use of personal information and other confidential information, and rely on encryption and authentication technology to effectively secure transmission of such information, including credit card information. Despite these security measures, there is no guarantee that they will prevent all unauthorized access to our systems and information, and our facilities and systems and those of our third-party service providers may be vulnerable and unable to anticipate or detect security breaches and data loss. In addition, employees may intentionally or inadvertently cause data security breaches that result in the unauthorized release of personal or confidential information. VF and its customers could suffer harm if valuable business data, or employee, customer and other confidential and proprietary information were corrupted, lost or accessed or misappropriated by third parties due to a security failure in VF's systems or due to one of our third-party service providers or our employees. It could require significant expenditures to remediate any such failure or breach, severely damage our reputation, confidence in our e-commerce platforms and our relationships with customers and employees, result in business disruption, unwanted and negative media attention and lost sales, and expose us to risks of litigation, liability and increased scrutiny from regulatory entities. In addition, as a result of recent security breaches at a number of prominent retailers, the media and public scrutiny of information security and privacy has become more intense and the regulatory environment has become increasingly uncertain, rigorous and complex. As a result, we may incur significant costs to comply with laws regarding the privacy and security of personal information and we may not be able to comply with new data protection laws and regulations being adopted around the world. Any failure to comply with the laws and regulations and consumer expectations surrounding the privacy and security of personal information could subject us to legal and reputational risk, including significant fines and/or litigation for non-compliance in multiple jurisdictions, negative media coverage, diminished consumer confidence and decreased attraction to our brands, any of which could have a negative impact on revenues and profits. In addition, while we maintain cyber insurance policies, those existing insurance policies may not adequately protect VF from all of the adverse effects and damages that could be caused by a security breach. Moreover, if our associates or vendors, intentionally or inadvertently, misuse consumer data or are not transparent with consumers about how we use their data, our brands, reputation and relationships with consumers could be damaged.

There are risks associated with VF's acquisitions and portfolio management.

Any acquisitions or mergers by VF will be accompanied by the risks commonly encountered in acquisitions of companies. These risks include, among other things, higher than anticipated acquisition costs and expenses, the difficulty and expense of integrating the operations, systems and personnel of the companies and the loss of key employees and customers as a result of changes in management. In addition, geographic distances may make integration of acquired businesses more difficult. We may not be successful in overcoming these risks or any other problems encountered in connection with any acquisitions. Moreover, failure to effectively manage VF's portfolio of brands in line with growth targets and shareholder expectations, including acquisition choices, integration approach and divestiture timing could result in unfavorable impacts to growth and value creation.

Our acquisitions may cause large one-time expenses or create goodwill or other intangible assets that could result in significant impairment charges in the future. We also make certain estimates and assumptions in order to determine purchase price allocation and estimate the fair value of assets acquired and liabilities assumed. If our estimates or assumptions used to value these assets and liabilities are not accurate, we may be exposed to losses that may be material.

VF uses third-party suppliers and manufacturing facilities worldwide for its raw materials and finished products, which poses risks to VF's business operations.

During Fiscal 2022, VF's products were sourced from independent manufacturers primarily located in Asia. Any of the following could impact our ability to source or deliver VF products, or our cost of sourcing or delivering products and, as a result, our profitability:

- political or labor instability in countries where VF's contractors and suppliers are located;
- changes in local economic conditions in countries where VF's contractors and suppliers are located;
- public health issues, such as the COVID-19 pandemic, have resulted in (or could continue to result in) closed factories, reduced workforces, scarcity of raw materials and scrutiny or embargoing of goods produced in infected areas;
- political or military conflict could cause a delay in the transportation of products to VF and an increase in transportation costs;
- disruption at ports of entry, could cause delays in product availability and increase transportation times and costs;
- heightened terrorism security concerns could subject imported or exported goods to additional, more frequent or lengthier inspections, leading to delays in deliveries or impoundment of goods for extended periods;
- decreased scrutiny by customs officials for counterfeit goods, leading to more counterfeit goods and reduced sales of VF products, increased costs for VF's anti-counterfeiting measures and damage to the reputation of its brands;
- disruptions at manufacturing or distribution facilities or in shipping and transportation locations caused by natural and man-made disasters;
- imposition of regulations and quotas relating to imports and our ability to adjust timely to changes in trade regulations could limit our ability to source products in cost-effective countries that have the required labor and expertise;
- imposition of duties, taxes and other charges on imports; and
- imposition or the repeal of laws that affect intellectual property rights.

Although no single supplier and no one country is critical to VF's production needs, if we were to lose a supplier it could result in interruption of finished goods shipments to VF, cancellation of orders by customers and termination of relationships. This, along with the damage to our reputation, could have a material adverse effect on VF's revenues and, consequently, our results of operations.

In addition, although we audit our third-party material suppliers and contracted manufacturing facilities and set strict compliance standards, actions by a third-party supplier or manufacturer that fail to comply could result in such third-party supplier failing to manufacture products that consistently meet our quality standards or engaging in unfavorable labor practices or providing unfavorable working conditions that negatively impact worker health, safety and wellness. Such noncompliance could expose VF to claims for damages, financial penalties and reputational harm, any of which could have a material adverse effect in our business and operations.

A significant portion of VF's revenues and gross profit is derived from a small number of large customers. The loss of any of these customers or the inability of any of these customers to pay VF could substantially reduce VF's revenues and profits.

A few of VF's customers account for a significant portion of revenues. Sales to VF's ten largest customers were approximately 17% of total revenues in Fiscal 2022, with our largest customer accounting for approximately 2% of revenues. Sales to our customers are generally on a purchase order basis and not subject to long-term agreements. A decision by any of VF's major customers to significantly decrease the volume of products purchased from VF could substantially reduce revenues and have a material adverse effect on VF's financial condition and results of operations.

Talent management, employee retention and experience are important factors in VF's success.

Our future success also depends on our ability to attract, develop, and retain talent with the necessary knowledge, skills and experience and maintain a culture of wellbeing, empowerment and diversity and inclusion to ensure VF is innovative and remains competitive in a rapidly-changing global marketplace. Competition for experienced and well-qualified personnel is intense and we may not be successful in attracting, developing, and retaining such personnel, which could impact VF's ability to remain competitive. Additionally, changes to our office environments, the adoption of new work models, and our requirements and/or expectations about when or how often certain employees work on-site or remotely may not meet the expectations of our employees. As businesses increasingly operate remotely, traditional geographic competition for talent may change in ways that we cannot presently predict. If our employment proposition is not perceived as favorable compared to other companies, it could negatively impact our ability to attract and retain our employees. If we are unable to retain, attract, and motivate talented employees with the appropriate skill sets, or if changes to our organizational structure, operating results, or business model adversely affect morale or retention, we may not achieve our objectives and our results of operations could be adversely impacted. VF depends on the services and management experience of its executive officers and business leaders who have substantial experience and expertise in VF's business, and in developing and retaining employees. The unexpected loss of services of one or more of these individuals or the inability to effectively identify a suitable successor to a key role could have a material adverse effect on VF.

VF's direct-to-consumer business includes risks that could have an adverse effect on its results of operations.

VF sells merchandise direct to consumer through VF-operated stores and e-commerce sites. Its direct-to-consumer business is subject to numerous risks that could have a material adverse effect on its results. Risks include, but are not limited to, (i) U.S. or international resellers purchasing merchandise and reselling it overseas outside VF's control, (ii) failure or interruption of the systems that operate the stores and websites, and their related support systems, including due to computer viruses, theft of customer information, privacy concerns, telecommunication failures, electronic break-ins and similar disruptions, technical malfunctions, and natural disasters or other causes (iii) credit card fraud, (iv) risks related to VF's direct-to-consumer distribution centers and processes, and (v) shift in consumer preferences away from retail stores. Risks specific to VF's e-commerce business also include (i) diversion of sales from VF stores or wholesale customers, (ii) difficulty in recreating the in-store experience through direct channels, (iii) liability for online content, (iv) changing patterns of consumer behavior, and (v) intense competition from online retailers. VF's failure to successfully respond to these risks might adversely affect sales in its e-commerce business, as well as damage its reputation and brands.

Our VF-operated stores and e-commerce business require substantial fixed investments in equipment and leasehold improvements, information systems, inventory and personnel. We have entered into substantial operating lease commitments for retail space. Due to the high fixed-cost structure associated with our direct-to-consumer operations, a decline in sales or the closure of or poor performance of individual or multiple stores could result in significant lease termination costs, write-offs of equipment and leasehold improvements and employee-related costs.

VF's net sales depend on the volume of traffic to its stores and the availability of suitable lease space.

A significant portion of our revenues are direct-to-consumer sales through VF-operated stores. In order to generate customer traffic, we locate many of our stores in prominent locations within successful retail shopping centers or in fashionable shopping districts. Our stores benefit from the ability of the retail center and other attractions in an area to generate consumer traffic in the vicinity of our stores. Part of our future growth is significantly dependent on our ability to operate stores in desirable locations with capital investment and lease costs providing the opportunity to earn a reasonable return. We cannot control the development of new shopping centers or districts; the availability or cost of appropriate locations within existing or new shopping centers or districts; competition with other retailers for prominent locations; or the success of individual shopping centers or districts. Further, if we are unable to renew or replace our existing store leases or enter into leases for new stores on favorable terms, or if we violate the terms of our current leases, our growth and profitability could be harmed. All of these factors may impact our ability to meet our growth targets and could have a material adverse effect on our financial condition or results of operations.

VF may be unable to protect its trademarks and other intellectual property rights.

VF's trademarks and other intellectual property rights are important to its success and its competitive position. VF is

susceptible to others copying its products and infringing its intellectual property rights, especially with the shift in product mix to higher priced brands and innovative new products in recent years. Some of VF's brands, such as *Vans*®, *The North Face*®, *Timberland*®, *Dickies*® and *Supreme*® enjoy significant worldwide consumer recognition, and the higher pricing of certain of the brands' products creates additional risk of counterfeiting and infringement.

VF's trademarks, trade names, patents, trade secrets and other intellectual property are important to VF's success. Counterfeiting of VF's products or infringement on its intellectual property rights could diminish the value of our brands and adversely affect VF's revenues. Actions we have taken to establish and protect VF's intellectual property rights may not be adequate to prevent copying of its products by others or to prevent others from seeking to invalidate its trademarks or block sales of VF's products as a violation of the trademarks and intellectual property rights of others. In addition, unilateral actions in the U.S. or other countries, including changes to or the repeal of laws recognizing trademark or other intellectual property rights, such as the Russian government's recent announcements that it would not protect intellectual property rights, including patent rights and rights that could block parallel imports of gray market goods, as a result of the sanctions imposed on Russia in connection with the Russia-Ukraine conflict, could have an impact on VF's ability to enforce those rights.

The value of VF's intellectual property could diminish if others assert rights in or ownership of trademarks and other intellectual property rights of VF, or trademarks that are similar to VF's trademarks, or trademarks that VF licenses from others. We may be unable to successfully resolve these types of conflicts to our satisfaction. In some cases, there may be trademark owners who have prior rights to VF's trademarks because the laws of certain foreign countries may not protect intellectual property rights to the same extent as do the laws of the U.S. In other cases, there may be holders who have prior rights to similar trademarks.

There have been, and there may in the future be, opposition and cancellation proceedings from time to time with respect to some of VF's intellectual property rights. In some cases, litigation may be necessary to protect or enforce our trademarks and other intellectual property rights. Furthermore, third parties may assert intellectual property claims against us, and we may be subject to liability, required to enter into costly license agreements, if available at all, required to rebrand our products and/or prevented from selling some of our products if third parties successfully oppose or challenge our trademarks or successfully claim that we infringe, misappropriate or otherwise violate their trademarks, copyrights, patents or other intellectual property rights. Bringing or defending any such claim, regardless of merit, and whether successful or unsuccessful, could be expensive and time-consuming and have a negative effect on VF's business, reputation, results of operations and financial condition.

If VF encounters problems with its distribution system, VF's ability to deliver its products to the market could be adversely affected.

VF relies on owned or leased VF-operated and third party-operated distribution facilities to warehouse and ship product to VF customers. VF's distribution system includes computer-controlled and automated equipment, which may be subject to a

number of risks related to security or computer viruses, the proper operation of software and hardware, power interruptions or other system failures. Because substantially all of VF's products are distributed from a relatively small number of locations, VF's operations could also be interrupted by earthquakes, floods, fires or other natural disasters or other events outside VF's control affecting its distribution centers, including political or labor instability. We maintain business interruption insurance under our property and cyber insurance policies, but it may not adequately protect VF from the adverse effects that could be caused by significant disruptions in VF's distribution facilities. In addition, VF's distribution capacity is dependent on the timely performance of services by third parties, including the transportation of product to and from its distribution facilities. If we encounter problems with our distribution system, our ability to meet customer expectations, manage inventory, complete sales and achieve operating efficiencies could be materially adversely affected.

VF's business and operations could be materially and adversely affected if it fails to create systems of monitoring, prevention, response, crisis management, continuity and recovery to mitigate natural or man-made economic, political or environmental disruptions.

Business resiliency is important to VF's success because there are a variety of risks generally associated with doing business on a global basis that may involve natural or man-made economic, political or environmental disruptions. Disruptions, and government responses to any disruption, could cause, among other things, a decrease in consumer spending that would negatively impact our sales, delays in the fulfillment or cancellation of customer orders or disruptions in the manufacture and shipment of products, increased costs and a negative impact on our reputation and long-term growth plans. The impact of disruptions may vary based on the length and severity of the disruption. VF's failure to create and implement systems of monitoring, prevention, response, crisis management, continuity and recovery to anticipate, prepare, prevent, mitigate, and respond to potential threats impacting its business, people, processes and facilities could result in extended disruptions and unpredictability.

LEGAL, REGULATORY AND COMPLIANCE RISKS

VF's operations and earnings may be affected by legal, regulatory, political and economic uncertainty and risks.

Our ability to maintain the current level of operations in our existing markets and to capitalize on growth in existing and new markets is subject to legal, regulatory, political and economic uncertainty and risks. These include the burdens of complying with U.S. and international laws and regulations, and unexpected changes in regulatory requirements.

Changes in regulatory, geopolitical policies and other factors may adversely affect VF's business or may require us to modify our current business practices. While enactment of any such change is not certain, if such changes were adopted or if we failed to anticipate and mitigate the impact of such changes, our costs could increase, which would reduce our earnings. For example, on January 31, 2020, the United Kingdom ceased to be a member state of the European Union (commonly referred to as "Brexit"). The United Kingdom and the European Union subsequently reached a provisional post-Brexit Trade and Cooperation Agreement that contains new rules governing the relationship between the United Kingdom and Europe, including with respect to trade, travel and immigration. Brexit could adversely affect European and worldwide economic and market conditions and could contribute to instability in global financial and foreign exchange markets. Any of these effects of Brexit, and others we cannot anticipate could adversely affect our business, results of operations and financial condition.

Beginning in February 2022, in response to the military conflict between Russia and Ukraine, the U.S. and other North Atlantic Treaty Organization member states, as well as non-member states, announced targeted economic sanctions on Russia, including certain Russian citizens and enterprises, and the continuation of the conflict may trigger additional economic and other sanctions. To date, we have experienced revenue impacts due to cessation of business in Russia, currency devaluation, and costs associated with compliance with sanctions and other regulations. In addition, as of April 2, 2022, there was approximately \$31.0 million of cash in Russia that, although it can be used without limits within Russia, is currently limited on

movement out of Russia. Further impacts of the conflict could include macro financial impacts resulting from the exclusion of Russian financial institutions from the global banking system, volatility in foreign exchange rates and interest rates, inflationary pressures on raw materials and energy, heightened cybersecurity threats, harm to employee health and safety, reputational harm, increase in counterfeiting and intellectual property activity, nationalization of our assets, and additional costs associated with compliance with sanctions and other regulations and risks associated with failure to comply with the same. Although our operations in Russia are not significant, the conflict could escalate and result in broader economic and security concerns, including in other geographies, which could in turn adversely affect our business, financial condition or results of operations.

Changes to U.S. or international trade policy, tariff and import/export regulations or our failure to comply with such regulations may have a material adverse effect on our reputation, business, financial condition and results of operations.

Changes in U.S. or international social, political, regulatory and economic conditions or in laws and policies governing foreign trade, manufacturing, development and investment in the territories or countries where we currently sell our products or conduct our business, as well as any negative sentiment toward the U.S. as a result of such changes, could adversely affect our business. For example, the U.S. government has instituted changes in trade policies imposing higher tariffs on imports into the U.S. from China. Tariffs and other changes in U.S. trade policy have in the past and could continue to trigger retaliatory actions by affected countries, and certain foreign governments have instituted, considered or are considering imposing retaliatory measures on certain U.S. goods. VF, similar to many other multinational corporations, does a significant amount of business that would be impacted by changes to the trade policies of the U.S. and foreign countries (including governmental action related to tariffs, international trade agreements, or economic sanctions). Such changes have the potential to adversely impact the U.S. economy or certain sectors thereof, our industry and the global demand for our products, and as a result, could have a

material adverse effect on our business, financial condition and results of operations.

Changes in tax laws could increase our worldwide tax rate and tax liabilities and materially affect our financial position and results of operations.

We are subject to taxation in the U.S. and numerous foreign jurisdictions. On December 22, 2017, the U.S. government enacted comprehensive tax legislation commonly referred to as the Tax Cuts and Jobs Act ("U.S. Tax Act"), which included a broad range of tax reform proposals affecting businesses, including a reduction in the U.S. federal corporate tax rate from 35% to 21%, a one-time mandatory deemed repatriation tax on earnings of certain foreign subsidiaries that were previously tax-deferred, and a new minimum tax on certain foreign earnings. Taxes related to the one-time mandatory deemed repatriation of foreign earnings due over a period of time could be accelerated upon certain triggering events, including failure to pay such taxes when due. In addition, regulatory, administrative and legislative guidance related to the U.S. Tax Act continues to be released. To the extent any future guidance differs from our interpretation of the law, or the current U.S. Presidential Administration takes further action, including through its proposal of a higher U.S. federal corporate tax rate and increased taxation of offshore income, such guidance or action could have a material effect on our financial position and results of operations.

In addition, many countries in the European Union ("EU") and around the globe have adopted and/or proposed changes to current tax laws. Further, organizations such as the Organisation for Economic Co-operation and Development ("OECD") have published action plans that, if adopted by countries where we do business, could increase our tax obligations and compliance costs in these countries. More specifically, the OECD has released rules to address tax challenges arising from the digitalization of the economy. The ultimate outcome of these rules that are enacted into law in each country may result in a material financial impact to VF.

Due to the large scale of our U.S. and international business activities, many of these enacted and proposed changes to the taxation of our activities could increase our worldwide effective tax rate and harm our financial position and results of operations.

We may have additional tax liabilities from new or evolving government or judicial interpretation of existing tax laws.

As a global company, we determine our income tax liability in various tax jurisdictions based on an analysis and interpretation of U.S. and international tax laws and regulations. This analysis requires a significant amount of judgment and estimation and is often based on various assumptions about the future actions of tax authorities. These determinations are the subject of periodic U.S. and international tax audits and court proceedings. In particular, tax authorities and the courts have increased their focus on income earned in no- or low-tax jurisdictions or income that is not taxed in any jurisdiction. Tax authorities have also become skeptical of special tax rulings provided to companies offering lower taxes than may be applicable in other countries.

For example, VF was granted a ruling which lowered the effective income tax rate on taxable earnings for years 2010 through 2014 under Belgium's excess profit tax regime. During

2015, the EU investigated and announced its decision that the ruling was illegal and ordered that tax benefits granted under the ruling should be collected from the affected companies, including VF Europe, BVBA, a subsidiary of VF. Requests for annulment were filed by Belgium and VF Europe BVBA, individually. During 2017 and 2018, VF Europe BVBA was assessed and paid €35.0 million in tax and interest, which was recorded as an income tax receivable based on the expected success of the requests for annulment. During 2019, the General Court annulled the EU decision and the EU subsequently appealed the General Court's annulment. In September 2021, the General Court's judgment was set aside by the Court of Justice of the EU and the case was sent back to the General Court to determine whether the excess profit tax regime amounted to illegal State aid. The case remains open and unresolved. If this matter is adversely resolved, the tax and interest amounts paid by VF will not be collected by VF.

Also, as previously reported, VF petitioned the U.S. Tax Court (the "Court") to resolve an Internal Revenue Service ("IRS") dispute regarding the timing of income inclusion associated with VF's acquisition of The Timberland Company in September 2011. While the IRS argues that all such income should have been immediately included in 2011, VF has reported periodic income inclusions in subsequent tax years. Both parties moved for summary judgment on the issue, and on January 31, 2022, the Court issued its opinion in favor of the IRS. VF believes the opinion of the Court was in error based on the technical merits and intends to appeal; however, VF will be required to pay the 2011 taxes and interest being disputed or post a surety bond. It is anticipated that during Fiscal 2023, the IRS will assess, and VF will pay, the 2011 taxes and interest, which would be recorded as a tax receivable based on the technical merits of our position with regards to the case. The gross amount of taxes and interest as of April 2, 2022 was estimated at approximately \$845.0 million and will continue to accrue interest until paid. VF continues to believe its timing and treatment of the income inclusion is appropriate and VF is vigorously defending its position. However, should the Court opinion ultimately be upheld on appeal, this tax receivable may not be collected by VF. If the Court opinion is upheld, VF should be entitled to a refund of taxes paid on the periodic inclusions that VF has reported. However, any such refund could be substantially reduced by potential indirect tax effects resulting from application of the Court opinion. Deferred tax liabilities, representing VF's future tax on annual inclusions, would also be released. The net impact to tax expense estimated as of April 2, 2022 could be up to \$700.0 million.

Although we accrue for uncertain tax positions, our accrual may be insufficient to satisfy unfavorable findings. Unfavorable audit findings, or court interpretations (involving VF or other companies with similar tax profiles) may result in payment of taxes, fines and penalties for prior periods and higher tax rates in future periods, which may have a material adverse effect on our financial condition, results of operations or cash flows.

Our business is subject to national, state and local laws and regulations for environmental, consumer protection, corporate governance, competition, employment, privacy, safety and other matters. The costs of compliance with, or the violation of, such laws and regulations by VF or by independent suppliers who manufacture products for VF could have an adverse effect on our operations and cash flows, as well as on our reputation.

Our business is subject to comprehensive national, state and local laws and regulations on a wide range of environmental,

climate change, consumer protection, employment, privacy, safety and other matters. VF could be adversely affected by costs of compliance with or violations of those laws and regulations. In addition, while we do not control their business practices, we require third-party suppliers to operate in compliance with applicable laws, rules and regulations regarding working conditions, safety, employment practices and environmental compliance. The costs of products purchased by VF from independent contractors could increase due to the costs of compliance by those contractors.

Failure by VF or its third-party suppliers to comply with such laws and regulations, as well as with ethical, social, product, safety, labor and environmental standards, or related political considerations, could result in interruption of finished goods shipments to VF, extensive remediation efforts, cancellation of orders by customers and termination of relationships. If VF or one of our independent contractors violates labor or other laws, implements labor or other business practices or takes other actions that are generally regarded as unethical, it could result in unwanted or negative media attention, jeopardize our reputation and potentially lead to various adverse consumer actions, including boycotts that may reduce demand for VF's merchandise. Damage to VF's reputation or loss of consumer confidence for any of these or other reasons could have a material adverse effect on VF's results of operations, financial condition and cash flows, as well as require additional resources to rebuild VF's reputation.

Our international operations are also subject to compliance with the U.S. Foreign Corrupt Practices Act (the "FCPA") and other anti-bribery laws applicable to our operations. Although we have policies and procedures to address compliance with the FCPA and similar laws, there can be no assurance that all of our employees, agents and other partners will not take actions in violation of our policies. Any such violation could subject us to sanctions or other penalties that could negatively affect our reputation, business and operating results.

Climate change and increased focus by governmental and non-governmental organizations, customers, consumers and investors on sustainability issues, including those related to climate change and socially responsible activities, may adversely affect our business and financial results and damage our reputation.

Climate change is occurring around the world and may impact our business in numerous ways. Failure to monitor, adapt, build

resilience, and develop solutions against the physical and transitional impacts from climate change may lead to revenue loss, market share loss, business interruptions, and rising costs. Climate change could lead to increased volatility due to physical impacts of climate change on the supply chain, including the availability, quality and cost of raw materials. Increased frequency and severity of extreme weather events (storms and floods) could cause increased incidence of disruption to the production and distribution of our products and an adverse impact on consumer demand and spending.

Investor advocacy groups, certain institutional investors, investment funds, other market participants, shareholders, and other stakeholders, including non-governmental organizations, employees, and consumers, have focused increasingly on the environmental, social and governance ("ESG") and related sustainability practices of companies. These parties have placed increased importance on the implications of the social cost of their investments and/or have higher expectations of corporate conduct. If our ESG practices do not meet investor or other stakeholder expectations and standards, including related to climate change, sustainability, and human rights, and do not meet related regulations and expectations for increased transparency, which continue to evolve, our brands, reputation and employee retention may be negatively impacted. It is possible that stakeholders may not be satisfied with our ESG practices or the speed of their adoption. While we may announce voluntary ESG targets, we may not be able to meet such targets in the manner or on such a timeline as initially contemplated, including, but not limited to as a result of unforeseen costs or technical difficulties associated with achieving such results. We could also incur additional costs and require additional resources to monitor, report, and comply with various ESG practices and regulations. Also, our failure, or perceived failure, to manage reputational threats and meet stakeholder expectations or shifting consumer preferences with respect to socially responsible activities and products and packaging and sustainability commitments and regulations could negatively impact our brand, image, reputation, credibility, employee retention, and the willingness of our customers and suppliers to do business with us.

FINANCIAL RISKS

VF's balance sheet includes a significant amount of intangible assets and goodwill. A decline in the fair value of an intangible asset or of a business unit could result in an asset impairment charge, which would be recorded as an operating expense in VF's Consolidated Statement of Operations and could be material.

VF's policy is to evaluate indefinite-lived intangible assets and goodwill for possible impairment as of the beginning of the fourth quarter of each year, or whenever events or changes in circumstances indicate that the fair value of such assets may be below their carrying amount. In addition, intangible assets that are being amortized are tested for impairment whenever events or circumstances indicate that their carrying value may not be recoverable. For these impairment tests, we use various valuation methods to estimate the fair value of our business units and intangible assets. If the fair value of an asset is less

than its carrying value, we would recognize an impairment charge for the difference.

It is possible that we could have an impairment charge for goodwill or trademark and trade name intangible assets in future periods if (i) overall economic conditions in Fiscal 2023 or future years vary from our current assumptions, (ii) business conditions or our strategies for a specific business unit change from our current assumptions (including changes in discount rates), (iii) investors require higher rates of return on equity investments in the marketplace, or (iv) enterprise values of comparable publicly traded companies, or of actual sales transactions of comparable companies, were to decline, resulting in lower comparable multiples of revenues and earnings before interest, taxes, depreciation and amortization and, accordingly, lower implied values of goodwill and intangible

assets. A future impairment charge for goodwill or intangible assets could have a material effect on our consolidated financial position or results of operations.

Fluctuations in wage rates and the price, availability and quality of raw materials and finished goods could increase costs.

Fluctuations in the price, availability and quality of purchased finished goods or the fabrics, leather, cotton or other raw materials used therein could have a material adverse effect on VF's cost of goods sold or its ability to meet its customers' demands. Prices of purchased finished products may depend on wage rate increases required by legal or industry standards in Asia and other geographic areas where our independent contractors are located, as well as increasing freight costs from those regions. Inflation, including as a result of inflationary pressures related to global supply chain disruptions, can also have a long-term impact on us because increasing costs of materials and labor may impact our ability to maintain satisfactory margins. For example, the cost and availability of the materials that are used in our products, such as oil-related commodity prices and other raw materials, such as cotton, dyes and chemical and other costs, such as fuel, energy and utility costs, can fluctuate significantly as a result of inflation in addition to many other factors, including general economic conditions and demand, crop yields, energy prices, weather patterns, public health issues (such as the COVID-19 pandemic) and speculation in the commodities markets. A significant portion of our products also are manufactured in other countries and declines in the values of the U.S. dollar may result in higher manufacturing costs. In the future, VF may not be able to offset cost increases with other cost reductions or efficiencies or to pass higher costs on to its customers. This could have a material adverse effect on VF's results of operations, liquidity and financial condition.

VF's business is exposed to the risks of foreign currency exchange rate fluctuations. VF's hedging strategies may not be effective in mitigating those risks.

A growing percentage of VF's total revenues (approximately 48% in Fiscal 2022) is derived from markets outside the U.S. VF's international businesses operate in functional currencies other than the U.S. dollar. Changes in currency exchange rates affect the U.S. dollar value of the foreign currency-denominated amounts at which VF's international businesses purchase products, incur costs or sell products. In addition, for VF's U.S.-based businesses, the majority of products are sourced from independent contractors located in foreign countries. As a result, the costs of these products are affected by changes in the value of the relevant currencies. Furthermore, much of VF's licensing revenue is derived from sales in foreign currencies. Changes in foreign currency exchange rates could have an adverse impact on VF's financial condition, results of operations and cash flows.

In accordance with our operating practices, we hedge a significant portion of our foreign currency transaction exposures arising in the ordinary course of business to reduce risks in our cash flows and earnings. Our hedging strategy may not be effective in reducing all risks, and no hedging strategy can completely insulate VF from foreign exchange risk.

Further, our use of derivative financial instruments may expose VF to counterparty risks. Although VF only enters into hedging contracts with counterparties having investment grade credit

ratings, it is possible that the credit quality of a counterparty could be downgraded or a counterparty could default on its obligations, which could have a material adverse impact on VF's financial condition, results of operations and cash flows.

Our ability to obtain financing on favorable terms, if needed, could be adversely affected by geopolitical risk and volatility in the capital markets.

Any disruption in the capital markets could limit the availability of funds or the ability or willingness of financial institutions to extend capital in the future. Future volatility in the financial and credit markets, including the recent volatility due, in part, to the COVID-19 pandemic and/or the conflict in Ukraine, could make it more difficult for us to obtain financing or refinance existing debt when the need arises, including upon maturity, or on terms that would be acceptable to us. This disruption or volatility could adversely affect our liquidity and funding resources or significantly increase our cost of capital. An inability to access capital and credit markets may have an adverse effect on our business, results of operations, financial condition and cash flows.

Effective January 1, 2022, the publication of LIBOR on a representative basis ceased for the one-week and two-month U.S. dollar LIBOR settings and all sterling, yen, euros, and Swiss franc LIBOR settings. All other remaining U.S. dollar LIBOR settings will cease July 1, 2023. In connection with the sunset of certain LIBOR reference rates occurring at the end of 2021, we amended the credit agreement for our senior unsecured revolving credit facility to include provisions for the replacement of LIBOR upon the cessation thereof that are customary for credit facilities of this nature. We continue to monitor developments related to the upcoming transition from U.S. dollar LIBOR settings to an alternative benchmark reference rate. The Alternative Reference Rates Committee has proposed the Secured Overnight Financing Rate ("SOFR") as its recommended alternative to U.S. dollar LIBOR, and the Federal Reserve Bank of New York began publishing SOFR rates in April 2018. At this time, the effects of the phase out of U.S. dollar LIBOR and the adoption of alternative benchmark rates have not been fully determined, but uncertainty regarding rates may make borrowing or refinancing our indebtedness more expensive or difficult to achieve on terms we consider favorable.

VF's indebtedness could have a material adverse effect on its business, financial condition and results of operations and prevent VF from fulfilling its financial obligations, and VF may not be able to maintain its current credit ratings, may not continue to pay dividends or repurchase its common stock and may not remain in compliance with existing debt covenants.

As of April 2, 2022, VF had approximately \$5.4 billion of debt outstanding. VF's debt and interest payment requirements could have important consequences on its business, financial condition and results of operations. For example, it could:

- require VF to dedicate a substantial portion of its cash flow from operations to repaying its indebtedness, which would reduce the availability of its cash flow to fund working capital requirements, capital expenditures, future acquisitions, dividends, repurchase VF's common stock and for other general corporate purposes;
- limit VF's flexibility in planning for or reacting to general adverse economic conditions or changes in its business and the industries in which it operates;

- place VF at a competitive disadvantage compared to its competitors that have less indebtedness outstanding; and
- negatively affect VF's credit ratings and limit, along with the financial and other restrictive covenants in VF's debt documents and its ability to borrow additional funds.

In addition, VF may incur substantial additional indebtedness in the future to fund acquisitions, repurchase common stock or fund other activities for general business purposes. If VF incurs additional indebtedness, it may limit VF's ability to access the debt capital markets or other forms of financing in the future and may result in increased borrowing costs.

Although VF has historically declared and paid quarterly cash dividends on its common stock and has been authorized to repurchase its stock subject to certain limitations under its share repurchase programs, any determinations by the board of directors to continue to declare and pay cash dividends on VF's common stock or to repurchase VF's common stock will be based primarily upon VF's financial condition, results of operations and business requirements, its access to debt capital markets or other forms of financing, the price of its common stock in the case of the repurchase program and the board of directors' continuing determination that the repurchase programs and the declaration and payment of dividends are in the best interests of VF's shareholders and are in compliance with all laws and agreements applicable to the repurchase and dividend programs. In the event VF does not declare and pay a quarterly dividend or discontinues its share repurchases, VF's stock price could be adversely affected.

VF is required to comply with certain financial and other restrictive debt covenants in its debt documents. Failure by VF to comply with these covenants could result in an event of default that, if not cured or waived, could have a material adverse effect on VF if the lenders declare any outstanding obligations to be immediately due and payable.

VF is subject to the risk that its licensees may not generate expected sales or maintain the value of VF's brands.

During Fiscal 2022, \$66.6 million of VF's revenues were derived from licensing royalties. Although VF generally has significant control over its licensees' products and advertising, we rely on our licensees for, among other things, operational and financial controls over their businesses. Failure of our licensees to successfully market licensed products or our inability to replace existing licensees, if necessary, could adversely affect VF's revenues, both directly from reduced royalties received and indirectly from reduced sales of our other products. Risks are also associated with a licensee's ability to:

- obtain capital;
- manage its labor relations;
- maintain relationships with its suppliers;
- manage its credit risk effectively;
- maintain relationships with its customers; and
- adhere to VF's Global Compliance Principles.

In addition, VF relies on its licensees to help preserve the value of its brands. Although we attempt to protect VF's brands through approval rights over design, production processes, quality, packaging, merchandising, distribution, advertising and promotion of our licensed products, we cannot completely

control the use of licensed VF brands by our licensees. The misuse of a brand by a licensee, including through the marketing of products under one of our brand names that do not meet our quality standards, could have a material adverse effect on that brand and on VF.

Volatility in securities markets, interest rates and other economic factors could substantially increase VF's defined benefit pension costs.

VF currently has obligations under its defined benefit pension plans. The funded status of the pension plans is dependent on many factors, including returns on investment assets and the discount rates used to determine pension obligations. Unfavorable impacts from returns on plan assets, decreases in discount rates, changes in plan demographics or revisions in the applicable laws or regulations could materially change the timing and amount of pension funding requirements, which could reduce cash available for VF's business.

VF's operating performance also may be negatively impacted by the amount of expense recorded for its pension plans. Pension expense is calculated using actuarial valuations that incorporate assumptions and estimates about financial market, economic and demographic conditions. Differences between estimated and actual results give rise to gains and losses that are deferred and amortized as part of future pension expense, which can create volatility that adversely impacts VF's future operating results.

The spin-off of Kontoor Brands, Inc. could result in substantial tax liability to us and our shareholders.

We received opinions of tax advisors substantially to the effect that, for U.S. Federal income tax purposes, the May 22, 2019 spin-off of our Jeans business, Kontoor Brands, Inc. ("Kontoor Brands") and certain related transactions qualify for tax-free treatment under certain sections of the Internal Revenue Code. However, if the factual assumptions or representations made by us in connection with the delivery of the opinions are inaccurate or incomplete in any material respect, including those relating to the past and future conduct of our business, we will not be able to rely on the opinions. Furthermore, the opinions are not binding on the IRS or the courts. If, notwithstanding receipt of the opinions, the spin-off transaction and certain related transactions are determined to be taxable, we would be subject to a substantial tax liability. In addition, if the spin-off transaction is taxable, each holder of our common stock who received shares of Kontoor Brands in connection with the spin-off would generally be treated as receiving a taxable distribution of property in an amount equal to the fair market value of the shares received.

Even if the spin-off otherwise qualifies as a tax-free transaction, the distribution would be taxable to us (but not to our shareholders) in certain circumstances if future significant acquisitions of our stock or the stock of Kontoor Brands are deemed to be part of a plan or series of related transactions that included the spin-off. In this event, the resulting tax liability could be substantial. In connection with the spin-off, we entered into a tax matters agreement with Kontoor Brands, pursuant to which Kontoor Brands agreed to not enter into any transaction that could cause any portion of the spin-off to be taxable to us without our consent and to indemnify us for any tax liability resulting from any such transaction. In addition, these potential tax liabilities may discourage, delay or prevent a change of control of us.

ITEM 1B. UNRESOLVED STAFF COMMENTS.

None.

ITEM 2. PROPERTIES.

The following is a summary of VF Corporation's principal owned and leased properties as of April 2, 2022.

VF's global headquarters are located in a 285,000 square foot, leased facility in Denver, Colorado. In addition, we own facilities in Stabio, Switzerland and lease offices in Shanghai, China, which serve as our European and Asia-Pacific regional headquarters, respectively. We also own or lease brand headquarters facilities throughout the world.

VF owns a 236,000 square foot facility in Appleton, Wisconsin that serves as a shared service center for certain brands in North America. We own a 180,000 square foot facility in Greensboro, North Carolina that serves as a corporate shared service center. We own and lease shared service facilities in Antwerp, Belgium; Kuala Lumpur, Malaysia and Dalian, China that support our European and Asia-Pacific operations. Our

sourcing hubs are located in Singapore and Panama City, Panama.

Our largest distribution centers by region are located in Visalia, California, Prague, Czech Republic and Shanghai, China. In total, we operate 25 owned or leased distribution centers primarily in the U.S., but also in the Czech Republic, United Kingdom, the Netherlands, China, Canada, Mexico, Belgium, Israel, Japan and France.

In addition to the principal properties described above, we lease many offices worldwide for sales and administrative purposes. We operate 1,322 retail stores across the Americas, Europe and Asia-Pacific regions. Retail stores are generally leased under operating leases and include renewal options. We believe all facilities and machinery and equipment are in good condition and are suitable for VF's needs.

ITEM 3. LEGAL PROCEEDINGS.

Other than the IRS dispute in the U.S. Tax Court discussed in Note 21 — Commitments and Contingencies, there are no pending material legal proceedings, other than ordinary, routine litigation incidental to the business, to which VF or any of its subsidiaries is a party or to which any of their property is the subject.

SEC regulations require us to disclose certain information about proceedings arising under federal, state or local environmental regulations if we reasonably believe that such proceedings may result in monetary sanctions above a stated threshold. Pursuant to SEC regulations, VF uses a threshold of \$1 million for purposes of determining whether disclosure of any such proceedings is required. VF believes that this threshold is reasonably designed to result in disclosure of any such proceedings that are material to VF's business or financial condition. Applying this threshold, there are no such proceedings to disclose for this period.

ITEM 4. MINE SAFETY DISCLOSURES.

Not applicable.

PART II

ITEM 5. MARKET FOR VF'S COMMON EQUITY, RELATED STOCKHOLDER MATTERS AND ISSUER PURCHASES OF EQUITY SECURITIES.

VF's Common Stock is listed on the New York Stock Exchange under the symbol "VFC". As of April 30, 2022 there were 2,854 shareholders of record. Quarterly dividends on VF Common Stock, when declared, are paid on or about the 20th day of June, September, December and March.

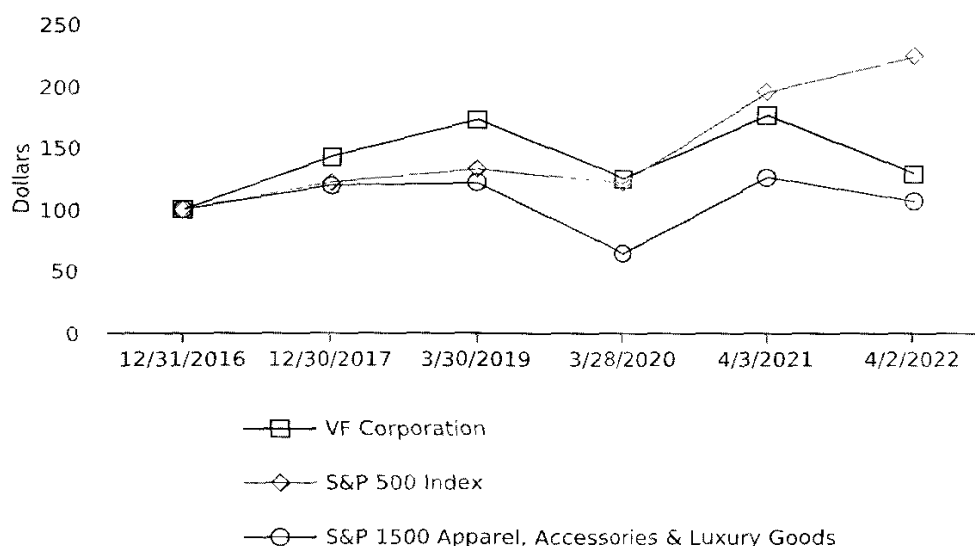
PERFORMANCE GRAPH:

The following graph compares the cumulative total shareholder return on VF Common Stock with that of the Standard & Poor's ("S&P") 500 Index and the S&P 1500 Apparel, Accessories & Luxury Goods Subindustry Index ("S&P 1500 Apparel Index") for Fiscal 2017 through Fiscal 2022. The S&P 1500 Apparel Index at the end of Fiscal 2017 through Fiscal 2022 consisted of Capri Holdings Limited, Carter's, Inc., Columbia Sportswear Company, Fossil, Inc., G-III Apparel Group, Ltd., Hanesbrands Inc., Kontoor Brands, Inc., Movado Group, Inc., Oxford Industries, Inc., PVH Corp., Ralph

Lauren Corporation, Tapestry, Inc., Under Armour, Inc., Vera Bradley, Inc. and VF Corporation. The graph assumes that \$100 was invested at the end of Fiscal 2016 in each of VF Common Stock, the S&P 500 Index and the S&P 1500 Apparel Index, and that all dividends were reinvested. The graph plots the respective values on the last trading day of Fiscal 2016 through Fiscal 2022. Past performance is not necessarily indicative of future performance.

COMPARISON OF FIVE-YEAR CUMULATIVE TOTAL RETURN OF VF COMMON STOCK, S&P 500 INDEX AND S&P 1500 APPAREL INDEX

VF Common Stock closing price on April 2, 2022 was \$56.54



| Company / Index | Base Period 12/31/16 | 12/30/17 | 3/30/19 | 3/28/20 | 4/3/21 | 4/2/22 |
|--|----------------------|-----------|-----------|-----------|-----------|-----------|
| VF Corporation | \$ 100.00 | \$ 142.75 | \$ 172.63 | \$ 124.81 | \$ 176.14 | \$ 129.00 |
| S&P 500 Index | 100.00 | 121.83 | 132.39 | 121.06 | 194.83 | 223.43 |
| S&P 1500 Apparel, Accessories & Luxury Goods | 100.00 | 119.36 | 120.97 | 63.87 | 125.90 | 106.30 |

ISSUER PURCHASES OF EQUITY SECURITIES:

The following table sets forth VF's repurchases of our Common Stock during the fiscal quarter ended April 2, 2022 under the share repurchase program authorized by VF's Board of Directors in 2017.

| Fiscal Period | Total Number of Shares Purchased | Weighted Average Price Paid per Share | Total Number of Shares Purchased as Part of Publicly Announced Programs | Dollar Value of Shares that May Yet be Purchased Under the Program |
|--------------------------------------|----------------------------------|---------------------------------------|---|--|
| January 2, 2022 — January 29, 2022 | — | \$ — | — | \$ 2,536,975,459 |
| January 30, 2022 — February 26, 2022 | 775,371 | 64.49 | 775,371 | 2,486,971,057 |
| February 27, 2022 — April 2, 2022 | — | — | — | 2,486,971,057 |
| Total | 775,371 | | 775,371 | |

ITEM 6. [RESERVED]

Not applicable.

ITEM 7. MANAGEMENT'S DISCUSSION AND ANALYSIS OF FINANCIAL CONDITION AND RESULTS OF OPERATIONS.

OVERVIEW

VF Corporation (together with its subsidiaries, collectively known as "VF" or the "Company") is a global leader in the design, procurement, marketing and distribution of branded lifestyle apparel, footwear and related products. VF's diverse portfolio meets consumer needs across a broad spectrum of activities and lifestyles. Our long-term growth strategy is focused on four drivers — drive and optimize our portfolio, distort investments to Asia, elevate direct channels and accelerate our consumer-minded, retail-centric, hyper-digital business model transformation.

VF is diversified across brands, product categories, channels of distribution, geographies and consumer demographics. We own a broad portfolio of brands in the outerwear, footwear, apparel,

backpack, luggage and accessories categories. Our products are marketed to consumers through our wholesale channel, primarily in specialty stores, national chains, mass merchants, department stores, independently-operated partnership stores and with strategic digital partners. Our products are also marketed to consumers through our own direct-to-consumer operations, which include VF-operated stores, concession retail stores, brand e-commerce sites and other digital platforms.

VF is organized by groupings of brands and businesses represented by its reportable segments for financial reporting purposes. The three reportable segments are Outdoor, Active and Work.

BASIS OF PRESENTATION

VF operates and reports using a 52/53 week fiscal year ending on the Saturday closest to March 31 of each year. All references to the years ended March 2022 ("Fiscal 2022"), March 2021 ("Fiscal 2021") and March 2020 ("Fiscal 2020") relate to the 52-week fiscal year ended April 2, 2022, the 53-week fiscal year ended April 3, 2021 and the 52-week fiscal year ended March 28, 2020, respectively.

The following discussion and analysis focuses on our financial results for the years ended March 2022 and 2021 and year-to-year comparisons between these years. A discussion of our results of operations for the year ended March 2021 compared to the year ended March 2020 is included in Part II, Item 7, "Management's Discussion and Analysis of Financial Condition and Results of Operations" of our Annual Report on Form 10-K for the year ended April 3, 2021, filed with the SEC on May 27, 2021, and is incorporated by reference into this Form 10-K.

All per share amounts are presented on a diluted basis. All percentages shown in the tables below and the discussion that follows have been calculated using unrounded numbers.

References to the year ended March 2022 foreign currency amounts below reflect the changes in foreign exchange rates from the year ended March 2021 and their impact on translating foreign currencies into U.S. dollars. VF's most significant foreign currency exposure relates to business conducted in euro-based countries. Additionally, VF conducts business in other developed and emerging markets around the world with exposure to foreign currencies other than the euro.

On December 28, 2020, VF acquired 100% of the outstanding shares of Supreme Holdings, Inc. ("Supreme"). The business results for Supreme have been included in the Active segment. All references to contributions from acquisition below represent the operating results of Supreme through the one-year anniversary of the acquisition. Refer to Note 3 to VF's consolidated financial statements for additional information on the acquisition.

On June 28, 2021, VF completed the sale of its Occupational Workwear business. The Occupational Workwear business was comprised primarily of the following brands and businesses: *Red Kap*[®], *VF Solutions*[®], *Bulwark*[®], *Workrite*[®], *Walls*[®], *Terra*[®], *Kodiak*[®], *Work Authority*[®] and *Horace Small*[®]. The business also included

the license of certain *Dickies*® occupational workwear products that have historically been sold through the business-to-business channel. The results of the Occupational Workwear business and the related cash flows have been reported as discontinued operations in the Consolidated Statements of Operations and Consolidated Statements of Cash Flows, respectively, through the date of sale. The related held-for-sale assets and liabilities have been reported as assets and liabilities

of discontinued operations in the Consolidated Balance Sheets, through the date of sale. These changes have been applied to all periods presented. Refer to Note 4 for additional information on discontinued operations.

Unless otherwise noted, amounts, percentages and discussion for all periods included below reflect the results of operations and financial condition from VF's continuing operations.

RECENT DEVELOPMENTS

Russia-Ukraine Conflict

In response to the ongoing conflict in Ukraine, all VF-operated retail locations within Russia are currently closed and commercial shipments to both Russia and Ukraine are suspended. Revenues in Russia and Ukraine represented less than 1% of VF's total Fiscal 2022 revenue. While we are not able to determine the ultimate length and severity of the conflict, we currently do not expect significant disruption to our business.

Impact of COVID-19

The coronavirus ("COVID-19") pandemic significantly impacted global economic conditions, as well as VF's business operations and financial performance during Fiscal 2022 and Fiscal 2021. As the global impact of COVID-19 continues, VF remains first and foremost focused on a people-first approach that prioritizes the health and well-being of its employees, customers, trade partners and consumers around the world. To help mitigate the spread of COVID-19 and in response to health advisors and governmental actions and regulations, VF has modified its business practices including the temporary closing of offices and retail stores, instituting travel bans and restrictions and implementing health and safety measures including social distancing and quarantines. VF has also implemented measures

that are designed to ensure the health, safety and well-being of associates employed in its distribution and fulfillment centers around the world.

VF-operated retail stores across the globe were impacted during Fiscal 2022 and 2021 due to temporary closures for varying periods of time due to COVID-19. The table below indicates the approximate percentage of VF-operated retail stores that were open and operating at the end of each fiscal quarter for Fiscal 2022 and Fiscal 2021 in North America, the Europe region (excluding current closures in Russia) and the Asia-Pacific region.

| Approximate % of VF-Operated Retail Stores Open | Fiscal 2022 | | | |
|---|---------------|----------------|---------------|----------------|
| | First Quarter | Second Quarter | Third Quarter | Fourth Quarter |
| North America | 100 % | 100 % | 100 % | 100 % |
| Europe | 100 % | 100 % | 94 % | 100 % |
| Asia-Pacific | 95 % | 99 % | 100 % | 88 % |

| | Fiscal 2021 | | | |
|---------------|------------------------------|----------------|---------------|----------------|
| | First Quarter ^(a) | Second Quarter | Third Quarter | Fourth Quarter |
| North America | 75 % | 95 % | 85 % | 95 % |
| Europe | 90 % | 99 % | 50 % | 40 % |
| Asia-Pacific | 100 % | 99 % | 99 % | 99 % |

^(a) As of the end of the fourth quarter of Fiscal 2020, all VF-operated retail stores in North America and the Europe region were closed, while the majority of VF-operated retail stores in the Asia-Pacific region were open.

VF is continuing to monitor the COVID-19 outbreak globally and will comply with guidance from government entities and public health authorities to prioritize the health and well-being of its employees, customers, trade partners and consumers. As COVID-19 uncertainty continues, retail store reclosures may occur.

Consistent with VF's long-term strategy, the Company's digital platform remains a high priority through which its brands stay connected with consumer communities while providing experiential content. Prior to the COVID-19 pandemic, consumer spending had started shifting to brand e-commerce sites and other digital platforms, which accelerated due to changes in the retail landscape resulting from the COVID-19 pandemic.

COVID-19 has also impacted some of VF's suppliers, including raw material suppliers, third-party manufacturers, logistics providers and other vendors. At this time, the majority of VF's supply chain is operational. Suppliers are complying with local health advisories and governmental restrictions which has resulted in product delays. The resurgence of COVID-19 lockdowns in key sourcing countries resulted in additional manufacturing capacity constraints during Fiscal 2022; however, the situation improved over time. Additionally, Fiscal 2022 was impacted by continued port congestion, lengthened transit times, equipment availability and other logistics challenges. These issues caused significant product delays, which resulted in challenges to timely meet customer demand in Fiscal 2022. VF worked with its suppliers to minimize disruption and employed expedited freight as needed. VF's distribution centers are

operational in accordance with local government guidelines while maintaining enhanced health and safety protocols.

In response to COVID-19, various government programs were announced to provide financial relief to affected businesses including the Coronavirus Aid, Relief, and Economic Security Act ("CARES Act"). The CARES Act, among other things, provides employer payroll tax credits for wages paid to employees unable to work during the COVID-19 pandemic and options to defer payroll tax payments. Other foreign government programs available to VF also provide certain payroll tax credits and wage

subsidies. The Company recognized \$81.4 million during the year ended March 2021 as a result of relief from the CARES Act and other governmental packages, which were recorded as a reduction in selling, general and administrative expenses.

The COVID-19 pandemic is ongoing and dynamic in nature, and has driven global uncertainty and disruption. While we are not able to determine the ultimate length and severity of the COVID-19 pandemic, we expect ongoing disruption to our business.

Enterprise Protection Strategy

VF has taken actions to advance its Enterprise Protection Strategy in response to the COVID-19 pandemic.

At March 2022, VF had approximately \$1.3 billion of cash and equivalents. Additionally, VF had approximately \$1.9 billion available for borrowing against the Global Credit Facility, subject to certain restrictions.

The Company made the decision to temporarily pause its share repurchase program on April 7, 2020. The Company decided to reinstate the program during the third quarter of Fiscal 2022 and completed \$350.0 million of repurchases during Fiscal 2022, which leaves VF with \$2.5 billion remaining under its share repurchase authorization. The Company paid a cash dividend of \$1.98 per share during the year ended March 2022, and has declared a cash dividend of \$0.50 per share that is payable in the first quarter of Fiscal 2023. Subject to approval by its Board of Directors, VF intends to continue to pay its regularly scheduled dividend.

The Company has also commenced a multi-year initiative designed to enable our ability to accelerate and advance VF's business model transformation. One of the key objectives of this initiative is to deliver global cost savings over a three-year period that will be used to support the transformation agenda and highest-priority growth drivers. The Company is on track to deliver the cost savings as contemplated in this initiative. As VF continues to actively monitor the situation and advance our business model transformation, we may take further actions that affect our operations.

We believe the Company has sufficient liquidity and flexibility to operate and continue to execute our strategy during the disruptions caused by the COVID-19 pandemic and related governmental actions and regulations and health authority advisories, and meet its obligations as they become due. However, there continues to be uncertainty about the duration and extent of the impact of COVID-19, governmental actions in response to the pandemic, and the impact on us and our consumers, customers and suppliers. See "Item 1A. Risk Factors," for additional discussion.

HIGHLIGHTS OF THE YEAR ENDED MARCH 2022

- Revenues increased 28% to \$11.8 billion compared to the year ended March 2021, including the recovery from the negative impact of COVID-19 on the prior year, a 5% contribution from the Supreme acquisition and a 1% favorable impact from foreign currency.
- Active segment revenues increased 29% to \$5.4 billion compared to the year ended March 2021, including a \$438.5 million (10%) contribution from the Supreme acquisition, through the one-year anniversary of the acquisition.
- Outdoor segment revenues increased 29% to \$5.3 billion compared to the year ended March 2021, including a 1% favorable impact from foreign currency.
- Work segment revenues increased 20% to \$1.1 billion compared to the year ended March 2021, including a 1% favorable impact from foreign currency.
- Direct-to-consumer revenues were up 31% compared to the year ended March 2021, including a 10% contribution from the Supreme acquisition. Direct-to-consumer revenues accounted for 46% of VF's total revenues in the year ended March 2022. E-commerce revenues increased 14% in the year ended March 2022 compared to the year ended March 2021, driven by a 15% contribution from the Supreme acquisition and a 1% favorable impact from foreign currency.
- International revenues increased 23% compared to the year ended March 2021, including a 1% favorable impact from foreign currency. Greater China (which includes Mainland China, Hong Kong and Taiwan) revenues were up 1%, including a 5% favorable impact from foreign currency, partially offset by COVID-19 resurgence in Fiscal 2022. International revenues represented 48% of VF's total revenues in the year ended March 2022.
- Gross margin increased 180 basis points to 54.5% in the year ended March 2022 compared to the year ended March 2021, primarily driven by reduced promotional activity and a higher proportion of full-price sales, which was partially offset by expedited freight costs.
- Cash flows provided by operating activities were \$858.2 million in the year ended March 2022.
- Earnings per share increased to \$3.10 in the year ended March 2022 from \$0.91 in the year ended March 2021. The increase was primarily driven by recovery from the negative impact of COVID-19 on the prior year and contribution from the Supreme acquisition.
- VF repurchased \$350.0 million of its Common Stock and paid \$773.2 million in cash dividends, returning \$1.1 billion to stockholders.

ANALYSIS OF RESULTS OF OPERATIONS

Consolidated Statements of Operations

The following table presents a summary of the changes in net revenues for the year ended March 2022 compared to the year ended March 2021:

| (In millions) | Year Ended March |
|----------------------------|--------------------|
| Net revenues — 2021 | \$ 9,238.8 |
| Organic | 2,098.7 |
| Acquisition | 438.5 |
| Impact of foreign currency | 65.8 |
| Net revenues — 2022 | \$ 11,841.8 |

Year Ended March 2022 Compared to Year Ended March 2021

VF reported a 28% increase in revenues in Fiscal 2022 compared to Fiscal 2021, including a 1% favorable impact from foreign currency. The revenue increase was primarily attributable to recovery from the negative impact of COVID-19 on demand and distribution channels in the prior year, which included temporary closures of VF-operated retail and VF's wholesale customer stores. The growth rate has also been impacted in the current year by supply chain disruption, including port delays, lengthened transit times, logistics challenges and supplier production issues. Fiscal 2022 also included a \$438.5 million (5%) contribution from the Supreme acquisition, through the one-year anniversary of the acquisition. Fiscal 2021 included an extra week when compared to Fiscal 2022 due to VF's 53-week Fiscal 2021.

Revenues increased across all regions in the year ended March 2022. The largest increases were in the United States, Europe and Americas (non-U.S.) regions, which experienced the most significant negative impact of COVID-19 in the prior year. Revenues in the Asia-Pacific region in the year ended March 2022 have been negatively impacted by COVID-19 resurgence, which has caused disruption and consumption pressure in the region, particularly in Greater China.

Revenues increased in both our wholesale and direct-to-consumer channels in the year ended March 2022. The overall increase in the direct-to-consumer channel was driven by reopenings of our owned retail stores, which had temporary closures in the prior year due to COVID-19, and the contribution from the Supreme acquisition. The overall increase in the wholesale channel also reflects recovery from the negative impact of COVID-19 on the prior year.

Additional details on revenues are provided in the section titled "Information by Reportable Segment".

The following table presents the percentage relationship to net revenues for components of the Consolidated Statements of Operations:

| | Year Ended March | |
|---|------------------|--------|
| | 2022 | 2021 |
| Gross margin (net revenues less cost of goods sold) | 54.5 % | 52.7 % |
| Selling, general and administrative expenses | 40.7 | 45.9 |
| Impairment of goodwill and intangible assets | — | 0.2 |
| Operating margin | 13.8 % | 6.6 % |

Year Ended March 2022 Compared to Year Ended March 2021

Gross margin increased 180 basis points to 54.5% in Fiscal 2022 compared to 52.7% in Fiscal 2021. The increase in gross margin in Fiscal 2022 was driven by higher levels of full-price sales as increased promotional activity was used to clear elevated inventory levels relative to demand in the prior year, primarily due to the negative impact of COVID-19. Fiscal 2022 also included a 20 basis point contribution from the Supreme acquisition. The increase in gross margin was partially offset by expedited freight costs, which were the direct result of the supply chain disruption.

Selling, general and administrative expenses as a percentage of total revenues decreased in Fiscal 2022 compared to Fiscal 2021, primarily reflecting leverage of operating expenses due to increased revenues compared to the prior year, which was negatively impacted by COVID-19. Selling, general and

administrative expenses increased \$583.2 million in Fiscal 2022 compared to Fiscal 2021 primarily due to cost controls taken in the prior year in response to COVID-19 and payroll relief in the prior year period from the CARES Act and other governmental packages. The Company recognized \$81.4 million during Fiscal 2021 as a result of relief from the CARES Act and other governmental packages. The increase was also due to higher advertising expenses, continued investments in direct-to-consumer and digital strategic growth initiatives, higher distribution spending and the impact from Supreme. The increase in Fiscal 2022 was partially offset by a \$150.0 million decrease in the estimated fair value of the contingent consideration liability associated with the Supreme acquisition, which was recognized in the selling, general and administrative expense line item for the year ended March 2022.

In Fiscal 2021, VF recorded a \$20.4 million write-off of certain trademark and customer relationship balances, which resulted from strategic actions taken by the Company.

In Fiscal 2022, operating margin increased to 13.8% from 6.6% in Fiscal 2021, primarily due to the items described above.

Net interest expense increased \$5.0 million to \$131.5 million in Fiscal 2022. The increase in net interest expense was primarily due to lower invested balances and lower investment interest rates. Total outstanding interest-bearing debt averaged \$5.6 billion and \$5.8 billion for Fiscal 2022 and Fiscal 2021, respectively, with short-term borrowings representing 1.1% and 4.2% of average debt outstanding for the respective years. The weighted average interest rate on outstanding debt was 2.1% in both Fiscal 2022 and Fiscal 2021.

Loss on debt extinguishment of \$3.6 million was recorded in Fiscal 2022 as a result of the early redemption of \$500.0 million in aggregate principal amount of VF's outstanding 2.050% Senior Notes due April 2022.

Other income (expense), net primarily consists of components of net periodic pension cost (excluding the service cost component), foreign currency gains and losses and other non-operating gains and losses. Other income (expense) netted to \$26.2 million and \$(24.7) million in Fiscal 2022 and Fiscal 2021, respectively. Other income (expense), net in Fiscal 2022 included \$21.6 million of net periodic pension income driven by the expected return on plan assets and a \$6.8 million gain related to certain insurance recoveries. Other income (expense), net in Fiscal 2021 included \$42.4 million expense related to the release

of currency translation amounts associated with the substantial liquidation of foreign entities in certain countries in South America and \$21.5 million of net periodic pension income driven by the expected return on plan assets.

The effective income tax rate was 20.2% in Fiscal 2022 compared to 22.3% in Fiscal 2021. The Fiscal 2022 effective income tax rate included a net discrete tax expense of \$104.7 million, which included a \$99.6 million net tax expense related to unrecognized tax benefits and interest, an \$18.9 million tax benefit related to return to accrual adjustments, a \$67.4 million net tax expense related to changes to deferred tax benefits previously recognized under Switzerland's Federal Act on Tax Reform and AHV Financing ("Swiss Tax Act") reform, and a \$35.2 million tax benefit related to withholding taxes on prior foreign earnings. The \$104.7 million net discrete tax expense in Fiscal 2022 increased the effective income tax rate by 6.9% compared to an unfavorable 2.2% impact of discrete items for Fiscal 2021. Excluding discrete items, the effective tax rate during Fiscal 2022 decreased by approximately 6.8% primarily due to losses generated in the prior year, more favorable expectations to utilize foreign tax credits generated in the current year and non-taxable contingent consideration fair value adjustments recorded in the current year.

As a result of the above, income from continuing operations in Fiscal 2022 was \$1.2 billion (\$3.10 per diluted share), compared to \$354.9 million (\$0.91 per diluted share) in Fiscal 2021.

Refer to additional discussion in the "Information by Reportable Segment" section below.

Information by Reportable Segment

VF's reportable segments are: Outdoor, Active and Work. We have included an Other category in the tables below for purposes of reconciliation of revenues and profit, but it is not considered a reportable segment. Included in this Other category are results primarily related to the sale of non-VF products and sourcing activities related to transition services.

The primary financial measures used by management to evaluate the financial results of VF's reportable segments are segment revenues and segment profit. Segment profit comprises the operating income and other income (expense), net line items of each segment.

Refer to Note 20 to the consolidated financial statements for a summary of results of operations by segment, along with a reconciliation of segment profit to income before income taxes.

Year Ended March 2022 Compared to Year Ended March 2021

The following tables present a summary of the changes in segment revenues and profit in the year ended March 2022 compared to the year ended March 2021 and revenues by region for our Top 4 brands for the years ended March 2022 and 2021:

Segment Revenues:

| (In millions) | Year Ended March | | | | |
|--------------------------------|-------------------|-------------------|-------------------|---------------|--------------------|
| | Outdoor | Active | Work | Other | Total |
| Segment revenues — 2021 | \$ 4,127.6 | \$ 4,160.9 | \$ 945.7 | \$ 4.6 | \$ 9,238.8 |
| Organic | 1,173.3 | 748.6 | 180.6 | [3.8] | 2,098.7 |
| Acquisition | — | 438.5 | — | — | 438.5 |
| Impact of foreign currency | 26.7 | 32.3 | 6.8 | — | 65.8 |
| Segment revenues — 2022 | \$ 5,327.6 | \$ 5,380.3 | \$ 1,133.1 | \$ 0.8 | \$ 11,841.8 |

Segment Profit (Loss):

| (In millions) | Year Ended March | | | | |
|-------------------------------------|------------------|-----------------|-----------------|-----------------|-------------------|
| | Outdoor | Active | Work | Other | Total |
| Segment profit (loss) — 2021 | \$ 342.2 | \$ 648.5 | \$ 27.1 | \$ (5.4) | \$ 1,012.4 |
| Organic | 448.0 | 232.5 | 164.8 | 4.8 | 850.1 |
| Acquisition | — | 93.2 | — | — | 93.2 |
| Impact of foreign currency | 5.3 | 5.5 | 1.6 | 0.1 | 12.5 |
| Segment profit (loss) — 2022 | \$ 795.5 | \$ 979.7 | \$ 193.5 | \$ (0.5) | \$ 1,968.2 |

Top Brand Revenues:

| (In millions) | Year Ended March 2022 | | | | |
|---------------------|-----------------------|-------------------|----------------------------|-----------------|--------------------|
| | Vans® | The North Face® | Timberland® ^(a) | Dickies® | Total |
| United States | \$ 2,368.4 | \$ 1,553.9 | \$ 829.5 | \$ 584.1 | \$ 5,335.9 |
| International: | | | | | |
| Europe | 917.7 | 1,129.9 | 628.4 | 89.5 | 2,765.5 |
| Asia-Pacific | 603.4 | 422.1 | 250.6 | 143.9 | 1,420.0 |
| Americas (non-U.S.) | 272.4 | 153.9 | 114.6 | 20.2 | 561.1 |
| Global | \$ 4,161.9 | \$ 3,259.7 | \$ 1,823.1 | \$ 837.7 | \$ 10,082.5 |

| (In millions) | Year Ended March 2021 | | | | |
|---------------------|-----------------------|-------------------|----------------------------|-----------------|-------------------|
| | Vans® | The North Face® | Timberland® ^(a) | Dickies® | Total |
| United States | \$ 1,945.0 | \$ 1,211.8 | \$ 615.8 | \$ 415.4 | \$ 4,188.0 |
| International: | | | | | |
| Europe | 702.0 | 807.3 | 533.2 | 103.2 | 2,145.7 |
| Asia-Pacific | 627.0 | 329.4 | 280.5 | 161.1 | 1,398.0 |
| Americas (non-U.S.) | 191.7 | 108.9 | 83.5 | 21.8 | 405.9 |
| Global | \$ 3,465.7 | \$ 2,457.4 | \$ 1,513.0 | \$ 701.5 | \$ 8,137.6 |

^(a) The global Timberland brand includes *Timberland*®, reported within the Outdoor segment and *Timberland PRO*®, reported within the Work segment.

Note: Amounts may not sum due to rounding.

The following sections discuss the changes in revenues and profitability by segment. For purposes of this analysis, royalty revenues have been included in the wholesale channel for all periods.

Outdoor

| | Year Ended March | | Percent Change |
|-----------------------|------------------|------------|----------------|
| | 2022 | 2021 | |
| (Dollars in millions) | | | |
| Segment revenues | \$ 5,327.6 | \$ 4,127.6 | 29.1 % |
| Segment profit | 795.5 | 342.2 | 132.5 % |
| Operating margin | 14.9 % | 8.3 % | |

The Outdoor segment includes the following brands: *The North Face*[®], *Timberland*[®], *Smartwool*[®], *Icebreaker*[®] and *Altra*[®].

Year Ended March 2022 Compared to Year Ended March 2021

Global revenues for Outdoor increased 27% in Fiscal 2022 compared to Fiscal 2021, including a 1% favorable impact due to foreign currency. The overall increase in revenues during the year was driven by recovery from the negative impact of COVID-19 on the prior year. Revenues in the United States increased 33% in Fiscal 2022. Revenues in the Europe region increased 31%, including a 1% unfavorable impact from foreign currency. Revenues in the Asia-Pacific region increased 10% in Fiscal 2022, with a 4% favorable impact from foreign currency. Revenues in the Americas (non-U.S.) region increased 40% in Fiscal 2022, including a 5% favorable impact from foreign currency.

Global revenues for *The North Face*[®] brand increased 33% in Fiscal 2022, including a 1% favorable impact from foreign currency. The overall revenue growth reflects increases in all regions and channels compared to the prior year. The overall growth was led by the Europe region, which increased 40% in Fiscal 2022.

Global revenues for the *Timberland*[®] brand increased 20% in Fiscal 2022. The increase was driven by recovery from the negative impact of COVID-19 on the prior year. The overall growth was led by an increase of 41% in the United States, and an increase of 19% in the Europe region, including a 1%

unfavorable impact from foreign currency in Fiscal 2022. The increase was partially offset by an 11% decrease in the Asia-Pacific region during Fiscal 2022, including a 2% favorable impact from foreign currency. Revenues in the Asia-Pacific region have been negatively impacted by COVID-19 resurgence during Fiscal 2022.

Global direct-to-consumer revenues for Outdoor increased 21% in Fiscal 2022, including a 1% favorable impact from foreign currency. The increase was primarily due to the reopening of VF-operated retail stores, which had significant temporary closures in the prior year due to COVID-19. Global wholesale revenues for Outdoor increased 35%, which also reflects recovery from the negative impact of COVID-19 on the prior year.

Operating margin increased in Fiscal 2022 compared to Fiscal 2021, primarily due to leverage of operating expenses on increased revenues and reduced promotional activity compared to Fiscal 2021, which was negatively impacted by COVID-19. The increase was partially offset by higher advertising expenses, increased expedited freight costs, continued investments in direct-to-consumer and digital strategic growth initiatives and higher distribution spending. Fiscal 2021 also included cost controls taken in response to COVID-19 and payroll relief from the CARES Act and other governmental packages.

Active

(Dollars in millions)

Segment revenues

Segment profit

Operating margin

Year Ended March

| | 2022 | 2021 | Percent Change |
|------------------|------------|------------|----------------|
| Segment revenues | \$ 5,380.3 | \$ 4,160.9 | 29.3 % |
| Segment profit | 979.7 | 648.5 | 51.1 % |
| Operating margin | 18.2 % | 15.6 % | |

The Active segment includes the following brands: Vans[®], Supreme[®], Napapijri[®], Kipling[®], Eastpak[®] and JanSport[®].

Year Ended March 2022 Compared to Year Ended March 2021

Global revenues for Active increased 29% in Fiscal 2022 compared to Fiscal 2021. Included in these results are revenues from the Supreme acquisition of \$438.5 million through the one-year anniversary of the acquisition, which provided a 10% contribution to the overall increase. The overall increase in revenues was driven by recovery from the negative impact of COVID-19 on the prior year. Revenues in the United States increased 33%, including a 12% contribution from the Supreme acquisition. Revenues in the Europe region increased 33%, including a 6% contribution from the Supreme acquisition. Revenues in the Asia-Pacific region increased 9%, including a 3% favorable impact from foreign currency and a 15% contribution from the Supreme acquisition, which were partially offset by a 7% decrease in Greater China (including a 5% favorable impact from foreign currency) primarily due to the negative impact of COVID-19 resurgence in Fiscal 2022. Revenues in the Americas (non-U.S.) region increased 41%, including a 5% favorable impact from foreign currency.

Vans[®] brand global revenues increased 20% in Fiscal 2022, including a 1% favorable impact from foreign currency. The increase was driven by recovery from the negative impact of COVID-19 on the prior year. The overall growth in Fiscal 2022 was led by an increase of 22% in the United States, and an increase of 31% in the Europe region, including a 1% favorable impact from foreign currency in the year ended March 2022. The increase in the year ended March 2022 was partially offset by a

4% decrease in the Asia-Pacific region, including a 3% favorable impact from foreign currency, primarily due to the negative impact of COVID-19 resurgence in Fiscal 2022.

Global direct-to-consumer revenues for Active increased 43% in Fiscal 2022, including a 1% favorable impact from foreign currency. Excluding revenues from Supreme through the one-year anniversary of the acquisition, global direct-to-consumer revenues increased 23%, including a 1% favorable impact from foreign currency. The increase in the direct-to-consumer channel was primarily due to the reopening of VF-operated retail stores, which had significant temporary closures in Fiscal 2021. Global wholesale revenues for Active increased 14% in Fiscal 2022, and included a 1% favorable impact from foreign currency. The increase in Fiscal 2022 also reflects recovery from the negative impact of COVID-19 on the prior year.

Operating margin increased in Fiscal 2022 compared to Fiscal 2021, primarily due to leverage of operating expenses on increased revenues, less promotional activity compared to Fiscal 2021, which was negatively impacted by COVID-19, and the impact from Supreme. The increase was partially offset by continued investments in direct-to-consumer and digital strategic growth initiatives, higher advertising expenses, higher distribution spending and increased expedited freight costs. Fiscal 2021 also included cost controls taken in response to COVID-19 and payroll relief from the CARES Act and other governmental packages.

Work

| | Year Ended March | | |
|-----------------------|------------------|----------|----------------|
| | 2022 | 2021 | Percent Change |
| (Dollars in millions) | | | |
| Segment revenues | \$ 1,133.1 | \$ 945.7 | 19.8 % |
| Segment profit | 193.5 | 27.1 | * |
| Operating margin | 17.1 % | 2.9 % | |

*Calculation not meaningful

The Work segment includes the following brands: *Dickies*[®] and *Timberland PRO*[®].

Year Ended March 2022 Compared to Year Ended March 2021

Global Work revenues increased 20% in Fiscal 2022 compared to Fiscal 2021, including a 1% favorable impact from foreign currency. The increase in revenues was attributed to overall growth in both the *Dickies*[®] and *Timberland PRO*[®] brands, including recovery from the negative impact of COVID-19 on the prior year. Revenues in the United States increased 35% in Fiscal 2022. Revenues in the Europe region decreased 17%, including a 1% unfavorable impact from foreign currency, due to strategic business model changes. Revenues in the Asia-Pacific region decreased 11%, including a 2% favorable impact from foreign currency, driven by declines in Greater China primarily due to the negative impact of COVID-19 resurgence in Fiscal 2022. Revenues in the Americas (non-U.S.) region increased 13% in Fiscal 2022, including a 6% favorable impact from foreign currency.

Dickies[®] brand global revenues increased 19% in Fiscal 2022. The overall growth was led by an increase of 41% in the United States, driven by growth in the wholesale channel both in work and work-inspired lifestyle products. The increase in the year ended March 2022 was partially offset by declines in the Europe and Asia-Pacific regions.

Operating margin increased in Fiscal 2022 compared to Fiscal 2021. The increase was primarily due to leverage of operating expenses on increased revenues compared to Fiscal 2021, which was negatively impacted by COVID-19. The increase was also due to lower cost optimization activity and other charges indirectly related to the strategic review of the Occupational Workwear business in the prior year and other operating efficiency gains. The increase was partially offset by higher advertising expenses and expedited freight costs. Fiscal 2021 also included cost controls taken in response to COVID-19 and payroll relief from the CARES Act and other governmental packages.

Reconciliation of Segment Profit to Consolidated Income Before Income Taxes

There are three types of costs necessary to reconcile total segment profit to consolidated income before income taxes. These costs are (i) impairment of goodwill and indefinite-lived intangible assets, which is excluded from segment profit because these costs are not part of the ongoing operations of the respective businesses, (ii) interest expense, net, and loss on debt extinguishment which are excluded from segment profit because substantially all financing costs are managed at the corporate

office and are not under the control of segment management, and (iii) corporate and other expenses, which are excluded from segment profit to the extent they are not allocated to the segments. Impairment of goodwill and indefinite-lived intangible assets, net interest expense and loss on debt extinguishment are discussed in the "Consolidated Statements of Operations" section, and corporate and other expenses are discussed below.

| | Year Ended March | |
|---|------------------|---------|
| | 2022 | 2021 |
| (In millions) | | |
| Impairment of indefinite-lived intangible assets | \$ — | \$ 12.4 |
| Interest expense, net and loss on debt extinguishment | 135.1 | 126.5 |
| Corporate and other expenses | 309.8 | 417.0 |

Corporate and other expenses are those that have not been allocated to the segments for internal management reporting, including (i) information systems and shared service costs, (ii) corporate headquarters costs, and (iii) certain other income and expenses.

Information Systems and Shared Services

These costs include management information systems and the centralized finance, supply chain and human resources functions that support worldwide operations. The costs also include software system implementations and upgrades and other strategic projects. Operating costs of information systems and shared services are charged to the segments based on

utilization of those services. Costs to develop new software and related applications are generally not allocated to the segments.

Corporate Headquarters' Costs

Headquarters' costs include compensation and benefits of corporate management and staff, legal and professional fees, and general and administrative expenses that have not been allocated to the segments.

Other

This category includes (i) costs of corporate programs or corporate-managed decisions that are not allocated to the segments, (ii) costs of registering, maintaining and enforcing certain of VF's trademarks, and (iii) miscellaneous consolidated

activities, the most significant of which is related to VF's centrally-managed U.S. defined benefit pension plans.

Corporate and other expenses decreased \$107.2 million in Fiscal 2022 when compared to the prior year. The decrease was primarily attributed to the impact of a \$150.0 million decrease in the estimated fair value of the contingent consideration liability associated with the Supreme acquisition during Fiscal 2022 and the impact of \$42.4 million expense related to the release of currency translation amounts associated with the substantial

liquidation of foreign entities in certain countries in South America during Fiscal 2021. The decrease was partially offset by \$74.3 million of higher information technology costs driven by those related to digital contracts, employee expenses, project spending and other services, and overall lower cost reimbursements associated with transition services provided to Kontoor Brands, primarily related to information technology services, during Fiscal 2022.

International Operations

International revenues increased 23% in Fiscal 2022 compared to Fiscal 2021, driven by recovery from the negative impact of COVID-19 on the prior year, and included a 4% contribution from the Supreme acquisition. Foreign currency had a favorable impact of 1% on international revenues in Fiscal 2022. Revenues in the Europe region increased 30% in Fiscal 2022, including a 3% contribution from the Supreme acquisition. In the Asia-Pacific region, revenues increased 7% in Fiscal 2022 over Fiscal 2021, and included a 7% contribution from the Supreme

acquisition. Foreign currency positively impacted revenues in the Asia-Pacific region by 3%. Revenues in Greater China increased 1% in Fiscal 2022, including a 5% favorable impact from foreign currency. The Asia-Pacific region was negatively impacted by COVID-19 resurgence during Fiscal 2022. Revenues in the Americas (non-U.S.) region increased 37% in Fiscal 2022, including a 5% favorable impact from foreign currency. International revenues were 48% and 50% of total VF revenues in Fiscal 2022 and Fiscal 2021, respectively.

Direct-to-Consumer Operations

Direct-to-consumer revenues increased 31% in Fiscal 2022 over Fiscal 2021, including a 10% contribution from the Supreme acquisition. The increase in direct-to-consumer revenues was primarily due to the reopening of VF-operated retail stores, which had significant temporary closures in Fiscal 2021 due to COVID-19, as discussed in the "Impact of COVID-19" section above. Our e-commerce business grew 14% in Fiscal 2022, including a 1% favorable impact from foreign currency and a 15% contribution from the Supreme acquisition. Excluding the Supreme acquisition, e-commerce revenues decreased 1% in Fiscal 2022, including a 1% favorable impact from foreign currency. The deceleration of e-commerce growth rates when compared to the prior year was primarily due to the reopening of

VF-operated retail and wholesale customer stores, which had significant temporary closures in the prior year due to COVID-19, as consumer spending shifted to VF's brand e-commerce sites and other digital platforms during the temporary store closures. Consistent with VF's long-term strategy, the Company's digital platform remains a high priority and e-commerce revenues in Fiscal 2022 remain well above levels in periods prior to COVID-19. VF opened 47 stores in Fiscal 2022, bringing the total number of VF-owned retail stores to 1,322 at March 2022, which also reflects 99 store closures during the period. There were 1,374 VF-owned retail stores at March 2021. Direct-to-consumer revenues were 46% of total VF revenues in Fiscal 2022 compared to 45% in Fiscal 2021.

ANALYSIS OF FINANCIAL CONDITION

Balance Sheets

The following discussion refers to significant changes in balances for continuing operations at March 2022 compared to March 2021:

- *Increase in accounts receivable* — primarily due to higher wholesale shipments driven by recovery from the negative impact of COVID-19 on the comparative period.
- *Increase in inventories* — primarily due to recovery from the negative impact of COVID-19 on the comparative period.
- *Decrease in short-term investments* — due to the sale of short-term investments.
- *Increase in short-term borrowings* — due to an increase in commercial paper borrowings.
- *Increase in the current portion of long-term debt* — due to the reclassification of \$500.0 million of long-term notes due in April 2022.
- *Increase in accrued liabilities* — primarily due to an increase in accrued income taxes resulting from the reclassification of a portion of the accrual for unrecognized tax benefits and certain deferred income taxes from other liabilities due to the timing of expected settlement and payment, and the reclassification of the contingent consideration liability associated with the Supreme acquisition from other liabilities.
- *Decrease in long-term debt* — due to the reclassification of \$500.0 million of long-term notes due in April 2022 and the early redemption of \$500.0 million of long-term notes in December 2021.
- *Decrease in other liabilities* — primarily due to lower deferred income taxes and a decrease in the accrual for unrecognized tax benefits resulting from the reclassification of certain amounts to accrued liabilities, and the reclassification of the contingent consideration liability associated with the Supreme acquisition to accrued liabilities.

Liquidity and Cash Flows

We consider the following to be measures of our liquidity and capital resources:

| (Dollars in millions) | March 2022 | March 2021 |
|---------------------------|------------|------------|
| Working capital | \$1,272.7 | \$2,113.1 |
| Current ratio | 1.4 to 1 | 2.0 to 1 |
| Net debt to total capital | 61.0% | 68.2% |

The decrease in the current ratio at March 2022 compared to March 2021 was primarily due to a net increase in current liabilities driven by a higher current portion of long-term debt, higher short-term borrowings and higher accrued liabilities, as discussed in the "Balance Sheets" section above.

For the ratio of net debt to total capital, net debt is defined as short-term and long-term borrowings, in addition to operating lease liabilities, net of unrestricted cash. Total capital is defined as net debt plus stockholders' equity. The decrease in the net debt to total capital ratio at March 2022 compared to March 2021 was primarily driven by a decrease in net debt due to the \$500.0 million early redemption of 2.050% Senior Notes due April 2022 during Fiscal 2022 and higher cash balances at March 2022, partially offset by higher short-term borrowings at March 2022. The decrease in the net debt to total capital ratio was also due to

an increase in stockholders' equity, which was driven by net income in the period, partially offset by payments of dividends and share repurchases.

VF's primary source of liquidity is its expected annual cash flow from operating activities. Cash from operations is typically lower in the first half of the calendar year as inventory builds to support peak sales periods in the second half of the calendar year. Cash provided by operating activities in the second half of the calendar year is substantially higher as inventories are sold and accounts receivable are collected. Additionally, direct-to-consumer sales are typically highest in the fourth quarter of the calendar year. VF's additional sources of liquidity include available borrowing capacity against its Global Credit Facility, available cash balances and international lines of credit.

In summary, our cash flows from continuing operations were as follows:

| (In millions) | Year Ended March | |
|--|------------------|------------|
| | 2022 | 2021 |
| Cash provided by operating activities | \$ 858.2 | \$ 1,233.3 |
| Cash provided (used) by investing activities | 904.3 | (2,892.0) |
| Cash provided (used) by financing activities | (1,268.8) | 1,052.9 |

Cash Provided by Operating Activities

Cash flow related to operating activities is dependent on net income, adjustments to net income and changes in working capital. The decrease in cash provided by operating activities in Fiscal 2022 compared to Fiscal 2021 is primarily due to a decrease in net cash provided by working capital, partially offset by higher earnings for the periods compared.

Cash Provided (Used) by Investing Activities

The decrease in cash used by investing activities in Fiscal 2022 compared to Fiscal 2021 was primarily due to \$616.9 million of net proceeds from the sale of the Occupational Workwear business and \$598.8 million of proceeds from the sale of short-term investments in Fiscal 2022, compared to the cash paid to acquire Supreme of \$2.0 billion, net of cash received in Fiscal 2021. Fiscal 2021 also included purchases of short-term investments of \$800.0 million and proceeds from maturities of short-term investments of \$200.0 million. Capital expenditures increased \$46.8 million and software purchases increased \$7.3 million in Fiscal 2022 compared to the Fiscal 2021 period.

Cash Provided (Used) by Financing Activities

The decrease in cash provided by financing activities in Fiscal 2022 compared to Fiscal 2021 was primarily due to the net proceeds from long-term debt issuances of \$3.0 billion fixed-rate notes in Fiscal 2021, a \$502.5 million increase in payments

on long-term debt and a \$350.0 million increase in share repurchases in Fiscal 2022, which were partially offset by a \$1.5 billion net decrease in short-term borrowings for the periods compared.

Share Repurchases

During Fiscal 2022, VF purchased 4.8 million shares of its Common Stock in open market transactions at a total cost of \$350.0 million (average price per share of \$72.84) under the share repurchase program authorized by VF's Board of Directors. VF did not purchase shares of its Common Stock in the open market during Fiscal 2021.

As of the end of Fiscal 2022, VF had \$2.5 billion remaining for future repurchases under its share repurchase authorization. VF will continue to evaluate its use of capital, giving first priority to investments in organic growth and business acquisitions, then to direct shareholder return in the form of dividends and share repurchases, and enterprise protection.

Revolving Credit Facility and Short-term Borrowings

VF relies on its ability to generate cash flows to finance its ongoing operations. In addition, VF has significant liquidity from its available cash balances and credit facilities. In November 2021, VF entered into a \$2.25 billion senior unsecured revolving line of credit (the "Global Credit Facility") that expires November 2026. The Global Credit Facility replaced VF's \$2.25 billion

revolving facility which was scheduled to expire in December 2023. VF may request an unlimited number of one year extensions so long as each extension does not cause the remaining life of the Global Credit Facility to exceed five years, subject to stated terms and conditions. The Global Credit Facility may be used to borrow funds in U.S. dollars or any alternative currency (including euros and any other currency that is freely convertible into U.S. dollars, approved at the request of the Company by the lenders) and has a \$75.0 million letter of credit sublimit. In addition, the Global Credit Facility supports VF's U.S. commercial paper program for short-term, seasonal working capital requirements and general corporate purposes, including acquisitions and share repurchases. Outstanding short-term balances may vary from period to period depending on the level of corporate requirements. Borrowings under the Global Credit Facility are priced at a credit spread of 91.0 basis points over the appropriate LIBOR benchmark for each currency. VF is also required to pay a facility fee to the lenders, currently equal to 9.0 basis points of the committed amount of the facility. The credit spread and facility fee are subject to adjustment based on VF's credit ratings.

VF has restrictive covenants on its Global Credit Facility, including a consolidated net indebtedness to consolidated net capitalization financial ratio covenant starting at 70% with future step downs. The calculation of consolidated net indebtedness is net of unrestricted cash. As of March 2022, the covenant calculation includes cash and equivalents and excludes consolidated operating lease liabilities. As of March 2022, VF was in compliance with all covenants.

VF has a commercial paper program that allows for borrowings up to \$2.25 billion to the extent that it has borrowing capacity under the Global Credit Facility. There was \$330.0 million in commercial paper borrowings as of March 2022. Standby letters of credit issued as of March 2022 were \$24.3 million, leaving approximately \$1.9 billion available for borrowing against the Global Credit Facility at March 2022. Additionally, VF had approximately \$1.3 billion of cash and equivalents at March 2022.

VF has \$55.7 million of international lines of credit with various banks, which are uncommitted and may be terminated at any time by either VF or the banks. Total outstanding balances under these arrangements were \$5.5 million at March 2022. Borrowings under these arrangements had a weighted average interest rate of 26.0% at March 2022.

Redemption and Maturity

In December 2021, VF completed an early redemption of \$500.0 million in aggregate principal amount of its outstanding 2.050% Senior Notes due April 2022. The redemption price was equal to the sum of the present value of the remaining scheduled payments of principal and interest discounted to the redemption date at 38.7 basis points, which resulted in a make-whole premium of \$3.2 million.

On April 25, 2022, VF repaid the remaining \$500.0 million in aggregate principal amount of its outstanding 2.050% Senior Notes due April 2022, in accordance with the terms of the notes.

Supply Chain Financing Program

During the three months ended December 2021, VF began offering a voluntary supply chain finance ("SCF") program that enables certain suppliers of inventory to leverage VF's credit rating to receive payment from participating financial institutions prior to the payment date specified in the terms between VF and the supplier. The transactions are at the sole discretion of both the suppliers and financial institutions, and VF is not a party to the agreements. The terms between VF and the supplier, including the amount due and scheduled payment dates, are not impacted by a supplier's participation in the SCF program. Subsequent to the end of the third quarter of Fiscal 2022, VF decided to temporarily suspend the SCF program to implement certain modifications to the program. There were no amounts outstanding under the SCF program as of March 2022. In May 2022, the SCF program was reinstated. In Fiscal 2023, amounts due to suppliers who voluntarily participate in the SCF program will be included in the accounts payable line item in VF's Consolidated Balance Sheets and all payments made under the SCF program will be reflected in cash flows from operating activities in VF's Consolidated Statements of Cash Flows.

Rating Agencies

VF's favorable credit agency ratings allow for access to additional liquidity at competitive rates. At the end of March 2022, VF's long-term debt ratings were 'A-' by Standard & Poor's ("S&P") Global Ratings and 'Baa1' by Moody's Investors Service, both with 'stable' outlooks, and commercial paper ratings by those rating agencies were 'A-2' and 'P-2', respectively.

None of VF's long-term debt agreements contain acceleration of maturity clauses based solely on changes in credit ratings. However, if there were a change in control of VF and, as a result of the change in control the notes were rated below investment grade by recognized rating agencies, then VF would be obligated to repurchase the notes at 101% of the aggregate principal amount, plus any accrued and unpaid interest, if required by the respective holders of the notes. The change of control provision applies to all notes, except for the 2033 notes.

Dividends

Cash dividends totaled \$1.98 per share in Fiscal 2022 compared to \$1.94 in Fiscal 2021. The dividend payout ratio was 56.0% of diluted earnings per share in Fiscal 2022 compared to 186.5% in Fiscal 2021. The Company has declared a dividend of \$0.50 per share that is payable in the first quarter of Fiscal 2023. Subject to approval by its Board of Directors, VF intends to continue to pay its regularly scheduled dividend.

Contractual Obligations

Following is a summary of VF's material contractual obligations and commercial commitments at the end of March 2022 that will require the use of funds:

| (In millions) | Total | Payment Due or Forecasted by Fiscal Year | | | | | |
|---|------------------|--|-----------------|---------------|---------------|---------------|-----------------|
| | | 2023 | 2024 | 2025 | 2026 | 2027 | Thereafter |
| Recorded liabilities: | | | | | | | |
| Long-term debt ⁽¹⁾ | \$ 5,128 | \$ 501 | \$ 939 | \$ 2 | \$ 752 | \$ 2 | \$ 2,932 |
| Operating leases ⁽²⁾ | 1,465 | 375 | 281 | 211 | 146 | 108 | 344 |
| Unrecorded commitments: | | | | | | | |
| Interest payment obligations ⁽³⁾ | 999 | 126 | 107 | 102 | 100 | 83 | 481 |
| Inventory obligations ⁽⁴⁾ | 3,155 | 3,014 | 73 | 68 | — | — | — |
| | \$ 10,747 | \$ 4,016 | \$ 1,400 | \$ 383 | \$ 998 | \$ 193 | \$ 3,757 |

⁽¹⁾ Long-term debt consists of required principal payments on long-term debt and finance lease obligations.

⁽²⁾ Operating leases represent required lease payments during the noncancelable lease term. Variable payments for occupancy-related costs, real estate taxes, insurance and contingent rent are not included above.

⁽³⁾ Interest payment obligations represent required interest payments on long-term debt. Amounts exclude amortization of debt issuance costs, debt discounts and acquisition costs that would be included in interest expense in the consolidated financial statements.

⁽⁴⁾ Inventory obligations represent binding commitments to purchase finished goods and raw materials that are payable upon VF taking ownership of the inventory. This obligation excludes the amount included in accounts payable at March 2022 related to inventory purchases.

VF had other financial commitments and contingent obligations at the end of Fiscal 2022 that are not included in the above table but may require the use of funds under certain circumstances:

- \$110.2 million of surety bonds, custom bonds, standby letters of credit and international bank guarantees are not included in the table above because they represent contingent guarantees of performance under self-insurance and other programs and would only be drawn upon if VF were to fail to meet its other obligations.
- Purchase orders for goods or services in the ordinary course of business are not included in the above table because they represent authorizations to purchase rather than binding commitments.
- As previously reported, VF petitioned the U.S. Tax Court (the "Court") to resolve an Internal Revenue Service ("IRS") dispute regarding the timing of income inclusion associated with VF's acquisition of The Timberland Company in September 2011. While the IRS argues that all such income should have been immediately included in 2011, VF has reported periodic income inclusions in subsequent tax years. Both parties moved for summary judgment on the issue, and on January 31, 2022, the Court issued its opinion in favor of the IRS. VF believes the opinion of the Court was in error based on the technical merits and intends to appeal; however, VF will be required to pay the 2011 taxes and interest being disputed or post a surety bond. It is anticipated that during Fiscal 2023, the IRS will assess, and VF will pay, the 2011 taxes and interest, which would be recorded as a tax receivable based on the technical merits of our position with regards to the case. The gross amount of taxes and interest as of April 2, 2022 was estimated at approximately \$845.0 million and will continue to accrue interest until paid. If VF chooses to post a surety bond, in lieu of making the

payment for tax and interest, the cash impact in Fiscal 2023 is estimated to be approximately \$2.0 million. VF continues to believe its timing and treatment of the income inclusion is appropriate and VF is vigorously defending its position. However, should the Court opinion ultimately be upheld on appeal, the tax receivable may not be collected by VF. If the Court opinion is upheld, VF should be entitled to a refund of taxes paid on the periodic inclusions that VF has reported. However, any such refund could be substantially reduced by potential indirect tax effects resulting from application of the Court opinion. Deferred tax liabilities, representing VF's future tax on annual inclusions, would also be released. The net impact to tax expense estimated as of April 2, 2022 could be up to \$700.0 million.

Management believes that VF's cash and equivalents balances and expected funds to be provided by operating activities, as well as its Global Credit Facility, additional borrowing capacity and access to capital markets, taken as a whole, provide (i) adequate liquidity to meet all of its current and long-term obligations when due, (ii) adequate liquidity to fund capital expenditures and to maintain the planned dividend, and (iii) flexibility to meet investment opportunities that may arise. There continues to be uncertainty about the duration and extent of the impact of COVID-19. However, management believes that VF has sufficient liquidity and flexibility to continue to operate during and after the disruptions caused by the COVID-19 pandemic and related governmental actions and regulations and health authority advisories, and meet its current and long-term obligations as they become due.

VF does not participate in transactions with unconsolidated entities or financial partnerships established to facilitate off-balance sheet arrangements or other limited purposes.

Risk Management

VF is exposed to risks in the ordinary course of business. Management regularly assesses and manages exposures to these risks through operating and financing activities and, when appropriate, by (i) taking advantage of natural hedges within VF, (ii) purchasing insurance from commercial carriers, or (iii) using derivative financial instruments. Some potential risks are discussed below:

Insured risks

VF is self-insured for a significant portion of its employee medical, workers' compensation, vehicle and general liability exposures. VF purchases insurance from highly-rated commercial carriers to cover other risks, including directors and officers, cyber, property, cargo, employment practices, wage and hour and umbrella, and to establish stop-loss limits on self-insurance arrangements.

Cash and equivalents risks

VF had \$1.3 billion of cash and equivalents at the end of Fiscal 2022. Management continually monitors the credit ratings of the financial institutions with whom VF conducts business and geopolitical risks that may impact countries where VF has cash balances. Management also monitors the credit quality of cash equivalents.

Defined benefit pension plan risks

At the end of Fiscal 2022, VF's defined benefit pension plans were overfunded by a net total of \$85.7 million. The overfunded status includes a \$93.6 million liability related to our U.S. unfunded supplemental defined benefit plan, \$20.5 million of net liabilities related to our non-U.S. defined benefit plans, and a \$199.8 million net asset related to our U.S. qualified defined benefit plan. VF will continue to evaluate the funded status and future funding requirements of these plans, which depends in part on the future performance of the plans' investment portfolios. Management believes that VF has sufficient liquidity to make any required contributions to the pension plans in future years.

VF's reported earnings are subject to risks due to the volatility of its pension cost (income), which has ranged in recent years from cost of \$23.6 million in the year ended March 2020 to income of \$7.3 million in the year ended March 2022. These fluctuations are primarily due to differences in the amount of settlement charges recorded in the respective periods. The changes are also impacted by varying amounts of actuarial gains and losses that are deferred and amortized to future years' expense. The assumptions that impact actuarial gains and losses include the rate of return on investments held by the pension plans, the discount rate used to value participant liabilities and demographic characteristics of the participants.

VF has taken a series of steps to manage the risk and volatility in the pension plans and their impact on the financial statements. The U.S. qualified and supplemental defined benefit plans were closed to new entrants at the end of 2004 and all future benefit accruals were frozen as of December 31, 2018. During the year ended March 2020, VF offered former employees in the U.S. qualified plan a lump-sum option to receive a distribution of their deferred vested benefits. The U.S. qualified plan participants were reduced by 10% as a result of this offer. No additional

funding of the pension plan was required as all distributions were paid out of existing plan assets, and the plan's funded status remained materially unchanged. The investment strategy of the U.S. qualified plan continues to define dynamic asset allocation targets that are dependent upon changes in the plan's funded status, capital market expectations, and risk tolerance. Management will continue to evaluate actions that may help to reduce VF's risks related to its defined benefit plans.

Interest rate risks

VF limits the risk of interest rate fluctuations by managing the mix of fixed and variable interest rate debt. In addition, VF may use derivative financial instruments to manage risk. Since all of VF's long-term debt has fixed interest rates, the exposure relates to changes in interest rates on variable rate short-term borrowings (which averaged approximately \$64.0 million at a 2.1% rate during Fiscal 2022). However, any change in interest rates would also affect interest income earned on VF's cash equivalents. Based on the average amount of variable rate borrowings and cash equivalents during Fiscal 2022, the effect of a hypothetical 1% increase in interest rates would be an increase in reported net income of approximately \$8.1 million and a hypothetical 1% decrease in interest rates would be a decrease in reported net income of approximately \$8.3 million.

Foreign currency exchange rate risks

VF is a global enterprise subject to the risk of foreign currency fluctuations. Approximately 48% of VF's revenues in the year ended March 2022 were generated in international markets. Most of VF's foreign businesses operate in functional currencies other than the U.S. dollar. In periods where the U.S. dollar strengthens relative to the euro or other foreign currencies where VF has operations, there is a negative impact on VF's operating results upon translation of those foreign operating results into the U.S. dollar. As discussed later in this section, management hedges VF's investments in certain foreign operations and foreign currency transactions.

The reported values of assets and liabilities in these foreign businesses are subject to fluctuations in foreign currency exchange rates. For net advances to and investments in VF's foreign businesses that are considered to be long-term, the impact of changes in foreign currency exchange rates on those long-term advances is deferred as a component of accumulated OCI in stockholders' equity. The U.S. dollar value of net investments in foreign subsidiaries fluctuates with changes in the underlying functional currencies. In February 2020, VF issued €1.0 billion of euro-denominated fixed-rate notes and in September 2016, VF issued €850.0 million of euro-denominated fixed-rate notes. These notes have been designated as net investment hedges of VF's investment in certain foreign operations. Because this debt qualified as a nonderivative hedging instrument, foreign currency transaction gains or losses of the debt are deferred in the foreign currency translation and other component of accumulated OCI as an offset to the foreign currency translation adjustments on the hedged investments. Any amounts deferred in accumulated OCI will remain until the hedged investment is sold or substantially liquidated.

VF monitors net foreign currency market exposures and enters into derivative foreign currency contracts to hedge the effects of exchange rate fluctuations for a significant portion of forecasted

foreign currency cash flows or specific foreign currency transactions (relating to cross-currency inventory purchases, product sales, operating costs and intercompany royalty payments). VF's practice is to buy or sell foreign currency exchange contracts that cover up to 80% of foreign currency exposures for periods of up to 24 months. Currently, VF uses only foreign exchange forward contracts but may use options or collars in the future. This use of financial instruments allows management to reduce the overall exposure to risks from exchange rate fluctuations on VF's cash flows and earnings, since gains and losses on these contracts will offset losses and gains on the transactions being hedged.

For cash flow hedging contracts outstanding at the end of Fiscal 2022, a hypothetical 10% decrease and 10% increase in foreign currency exchange rates compared to rates at the end of Fiscal 2022, would result in an increase in the unrealized net gain of approximately \$7.4 million and a decrease in the unrealized net gain of approximately \$5.8 million, respectively. However, any change in the fair value of the hedging contracts would be substantially offset by a change in the fair value of the underlying hedged exposure impacted by the currency rate changes.

Counterparty risks

VF is exposed to credit-related losses in the event of nonperformance by counterparties to derivative hedging instruments. To manage this risk, we have established counterparty credit guidelines and only enter into derivative transactions with financial institutions that have 'A minus/A3'

investment grade credit ratings or better. VF continually monitors the credit rating of, and limits the amount hedged with, each counterparty. Additionally, management utilizes a portfolio of financial institutions to minimize exposure to potential counterparty defaults and adjusts positions as necessary. VF also monitors counterparty risk for derivative contracts within the defined benefit pension plans.

Commodity price risks

VF is exposed to market risks for the pricing of cotton, leather, rubber, wool and other materials, primarily due to the impact on the cost of sourced finished goods from independent contractors. To manage risks of commodity price changes, management negotiates prices of finished goods in advance when possible. VF has not historically managed commodity price exposures by using derivative instruments.

Deferred compensation and related investment security risks

VF has nonqualified deferred compensation plans in which liabilities to the plans' participants are based on the market values of the participants' selection of a hypothetical portfolio of investment funds. VF invests in a portfolio of securities that substantially mirrors the participants' investment selections. The increases and decreases in deferred compensation liabilities are substantially offset by corresponding increases and decreases in the market value of VF's investments, resulting in an insignificant net exposure to operating results and financial position.

CRITICAL ACCOUNTING POLICIES AND ESTIMATES

VF has chosen accounting policies that management believes are appropriate to accurately and fairly report VF's operating results and financial position in conformity with accounting principles generally accepted in the U.S. VF applies these accounting policies in a consistent manner. Significant accounting policies are summarized in Note 1 to the consolidated financial statements.

The application of these accounting policies requires that VF make estimates and assumptions about future events and apply judgments that affect the reported amounts of assets, liabilities, revenues, expenses, contingent assets and liabilities, and related disclosures. These estimates, assumptions and judgments are based on historical experience, current trends and other factors believed to be reasonable under the circumstances. Management evaluates these estimates and assumptions on an ongoing basis. Because VF's business cycle

is relatively short (i.e., from the date that inventory is received until that inventory is sold and the trade receivable is collected), actual results related to most estimates are known within a few months after any balance sheet date. In addition, VF may retain outside specialists to assist in valuations of business acquisitions and impairment testing of goodwill and intangible assets. If actual results ultimately differ from previous estimates, the revisions are included in results of operations when the actual amounts become known.

VF believes the following accounting policies involve the most significant management estimates, assumptions and judgments used in preparation of the consolidated financial statements or are the most sensitive to change from outside factors. The application of these critical accounting policies and estimates is discussed with the Audit Committee of the Board of Directors.

Business Combinations

VF accounts for business combinations using the acquisition method of accounting. Under the acquisition method, the consolidated financial statements reflect the operations of an acquired business starting from the closing date of the acquisition. All assets acquired and liabilities assumed are recorded at fair value as of the acquisition date. VF allocates the purchase price of an acquired business to the fair values of the tangible and identifiable intangible assets acquired and liabilities assumed, with any excess purchase price recorded as goodwill. Contingent consideration, if any, is included within the purchase price and is recognized at its fair value on the acquisition date.

The application of the acquisition method of accounting for business combinations and determination of fair value requires management to make judgments and may involve the use of significant estimates, including assumptions related to estimated future revenues, growth rates, cash flows, discount rates and royalty rates, among other items. VF generally evaluates fair value at acquisition using three valuation techniques - the replacement cost, market and income methods - and weights the valuation methods based on what is most appropriate in the circumstances. The process of assigning fair values, particularly to acquired intangible assets, is highly subjective. VF also typically utilizes third-party valuation

specialists to assist management in the determination of the fair value of assets acquired and liabilities assumed. Management estimates of fair value are based on assumptions believed to be reasonable, but are inherently uncertain and unpredictable and, as a result, actual results may differ from estimates. If the actual results differ from the estimates and judgments used, the amounts recorded in the consolidated financial statements may be exposed to potential impairment of the intangible assets and goodwill, as discussed in the "Long-Lived Assets, Including Intangible Assets and Goodwill" section below.

During the measurement period, which is up to one year from the acquisition date, adjustments to the assets acquired and liabilities assumed may be recorded, with the corresponding offset to goodwill.

During the fourth quarter of Fiscal 2021, VF completed the acquisition of Supreme Holdings, Inc. ("Supreme") for \$2.4 billion. Management allocated the purchase price of the acquired Supreme business to the estimated fair values of the acquired assets and assumed liabilities at the date of acquisition, which resulted in excess purchase price of \$1.25 billion that was recorded as goodwill. The acquired assets included the estimated fair value of \$1.20 billion for the Supreme® trademark, which is an identifiable intangible asset

management believes to have an indefinite life. The estimated fair value of the Supreme® trademark was determined using the relief-from-royalty method of the income valuation approach, which required the use of significant estimates and assumptions, including future revenues, growth rates, royalty rate, tax rates and discount rate associated with the acquired intangible asset. Management's estimates and assumptions utilized internal forecasts of Supreme's future business performance and relevant market information. Management also utilized a third-party valuation specialist to assist in the determination of the estimated fair value of the Supreme® trademark.

Management believes the assumptions used in determining the estimated fair value of the Supreme® trademark were reasonable, but are inherently uncertain and unpredictable. As a result, actual results may differ from estimates. Refer to the "Long-Lived Assets, Including Intangible Assets and Goodwill" section below for additional discussion regarding impairment considerations during Fiscal 2022 related to the Supreme reporting unit goodwill and indefinite-lived trademark intangible asset.

Refer to Note 3 to the consolidated financial statements for additional information related to the Supreme acquisition.

Long-Lived Assets, Including Intangible Assets and Goodwill

Definite-Lived Assets

VF's depreciation policies for property, plant and equipment reflect judgments on the estimated economic lives and residual values, if any. VF's amortization policies for definite-lived intangible assets reflect judgments on the estimated amounts and duration of future cash flows expected to be generated by those assets. In evaluating the amortizable life for customer relationship intangible assets, management considers historical attrition patterns for various groups of customers. In determining the lease term used to amortize operating lease right-of-use assets, VF considers initial terms and any renewal or termination options that may exist. When deemed reasonably certain, the renewal and termination options are included in the determination of lease term.

VF's policy is to review property, plant and equipment, definite-lived intangible assets and operating lease right-of-use assets for potential impairment whenever events or changes in circumstances indicate the carrying value of an asset or asset group may not be recoverable. VF tests for potential impairment at the asset or asset group level, which is the lowest level for which there are identifiable cash flows that are largely independent. VF measures recoverability of the carrying value of an asset or asset group by comparison to the estimated pre-tax undiscounted cash flows expected to be generated by the asset. If the forecasted pre-tax undiscounted cash flows to be generated by the asset are not expected to be adequate to recover the asset's carrying value, a fair value analysis must be performed, and an impairment charge is recorded if there is an excess of the asset's carrying value over its estimated fair value.

When testing property, plant and equipment for potential impairment, VF uses the income-based discounted cash flow method using the estimated cash flows of the respective asset or asset group. The estimated pre-tax undiscounted cash flows of the asset or asset group through the end of its useful life are compared to its carrying value. If the pre-tax undiscounted cash

flows of the asset or asset group exceed its carrying value, there is no impairment charge. If the pre-tax undiscounted cash flows of the asset or asset group are less than its carrying value, the estimated fair value of the asset or asset group is calculated based on the after-tax discounted cash flows using an appropriate weighted average cost of capital ("WACC"), and an impairment charge is recognized for the difference between the estimated fair value of the asset or asset group and its carrying value.

When testing customer relationship intangible assets for potential impairment, management considers historical customer attrition rates and projected revenues and profitability related to customers that existed at acquisition. Management uses the multi-period excess earnings method, which is a specific application of the discounted cash flow method, to value customer relationship assets. The estimated pre-tax undiscounted cash flows of the asset through the end of its useful life are compared to its carrying value. If the pre-tax undiscounted cash flows of the asset exceed its carrying value, there is no impairment charge. If the pre-tax undiscounted cash flows of the asset are less than its carrying value, the estimated fair value of the asset is calculated based on the present value of the after-tax cash flows expected to be generated by the customer relationship asset after deducting contributory asset charges, and an impairment charge is recognized for the difference between the estimated fair value of the asset and its carrying value.

When testing operating lease right-of-use assets for potential impairment, VF uses the income-based discounted cash flow method using the estimated cash flows of the respective asset or asset group. The estimated pre-tax undiscounted cash flows of the asset or asset group through the end of its useful life are compared to its carrying value. If the pre-tax undiscounted cash flows of the asset exceed its carrying value, there is no impairment charge. If the pre-tax undiscounted cash flows of the asset or asset group are less than its carrying value, the

estimated fair value of the asset or asset group is calculated considering what a market participant would pay to lease the asset for its highest and best use, and an impairment charge is recognized for the difference between the estimated fair value of the asset or asset group and its carrying value. The impairment loss is allocated to the long-lived assets of the group on a pro-rata basis using the relative carrying amounts of those assets.

Indefinite-Lived Intangible Assets and Goodwill

Fair value for acquired intangible assets is generally based on the present value of expected cash flows. Indefinite-lived trademark or trade name intangible assets (collectively referred to herein as "trademarks") represent individually acquired trademarks, some of which are registered in multiple countries. Goodwill represents the excess of cost of an acquired business over the fair values of the tangible and identifiable intangible assets acquired and liabilities assumed, and is assigned at the reporting unit level.

VF's policy is to evaluate indefinite-lived intangible assets and goodwill for possible impairment as of the beginning of the fourth quarter of each fiscal year, or whenever events or changes in circumstances indicate that the fair value of such assets may be below their carrying amount. As part of its annual impairment testing, VF may elect to assess qualitative factors as a basis for determining whether it is necessary to perform quantitative impairment testing. If management's assessment of these qualitative factors indicates that it is more likely than not that the fair value of the intangible asset or reporting unit is more than its carrying value, then no further testing is required. Otherwise, the intangible asset or reporting unit must be quantitatively tested for impairment.

An indefinite-lived intangible asset is quantitatively tested for possible impairment by comparing the estimated fair value of the asset to its carrying value. Fair value of an indefinite-lived trademark is based on an income approach using the relief-from-royalty method. Under this method, forecasted revenues for products sold with the trademark are assigned a royalty rate that would be charged to license the trademark (in lieu of ownership), and the estimated fair value is calculated as the present value of those forecasted royalties avoided by owning the trademark. The discount rate is based on the reporting unit's WACC that considers market participant assumptions and is adjusted, as appropriate, to factor in the risk of the intangible asset. The royalty rate is selected based on consideration of (i) royalty rates included in active license agreements, if applicable, (ii) royalty rates received by market participants in the apparel industry, and (iii) the current performance of the reporting unit. If the estimated fair value of the trademark intangible asset exceeds its carrying value, there is no impairment charge. If the estimated fair value of the trademark is less than its carrying value, an impairment charge would be recognized for the difference.

Goodwill is quantitatively evaluated for possible impairment by comparing the estimated fair value of a reporting unit to its carrying value. Reporting units are businesses with discrete financial information that is available and reviewed by management.

For goodwill impairment testing, VF estimates the fair value of a reporting unit using both income-based and market-based valuation methods. The income-based approach is based on the reporting unit's forecasted future cash flows that are discounted

to present value using the reporting unit's WACC as discussed above. For the market-based approach, management uses both the guideline company and similar transaction methods. The guideline company method analyzes market multiples of revenues and earnings before interest, taxes, depreciation and amortization ("EBITDA") for a group of comparable public companies. The market multiples used in the valuation are based on the relative strengths and weaknesses of the reporting unit compared to the selected guideline companies. Under the similar transactions method, valuation multiples are calculated utilizing actual transaction prices and revenue/EBITDA data from target companies deemed similar to the reporting unit.

Based on the range of estimated fair values developed from the income and market-based methods, VF determines the estimated fair value for the reporting unit. If the estimated fair value of the reporting unit exceeds its carrying value, the goodwill is not impaired and no further review is required. However, if the estimated fair value of the reporting unit is less than its carrying value, VF calculates the impairment loss as the difference between the carrying value of the reporting unit and the estimated fair value.

The income-based fair value methodology requires management's assumptions and judgments regarding economic conditions in the markets in which VF operates and conditions in the capital markets, many of which are outside of management's control. At the reporting unit level, fair value estimation requires management's assumptions and judgments regarding the effects of overall economic conditions on the specific reporting unit, along with assessment of the reporting unit's strategies and forecasts of future cash flows. Forecasts of individual reporting unit cash flows involve management's estimates and assumptions regarding:

- Annual cash flows, on a debt-free basis, arising from future revenues and profitability, changes in working capital, capital spending and income taxes for at least a 10-year forecast period.
- A terminal growth rate for years beyond the forecast period. The terminal growth rate is selected based on consideration of growth rates used in the forecast period, historical performance of the reporting unit and economic conditions.
- A discount rate that reflects the risks inherent in realizing the forecasted cash flows. A discount rate considers the risk-free rate of return on long-term treasury securities, the risk premium associated with investing in equity securities of comparable companies, the beta obtained from comparable companies and the cost of debt for investment grade issuers. In addition, the discount rate may consider any company-specific risk in achieving the prospective financial information.

Under the market-based fair value methodology, judgment is required in evaluating market multiples and recent transactions. Management believes that the assumptions used for its impairment tests are representative of those that would be used by market participants performing similar valuations of VF's reporting units.

Fiscal 2022 Impairment Testing

Management performed its annual goodwill and indefinite-lived intangible asset impairment testing as of the beginning of the fourth quarter of Fiscal 2022. VF elected to bypass the qualitative

analysis for the Supreme reporting unit goodwill and indefinite-lived trademark intangible asset. See additional discussion in the "Supreme Reporting Unit and Indefinite-Lived Intangible Asset Impairment Analysis" section below. Management performed a qualitative analysis for all other reporting units and trademark intangible assets, as discussed below in the "Other Reporting Units - Qualitative Impairment Analysis" section.

Supreme Reporting Unit and Indefinite-Lived Intangible Asset Impairment Analysis

In conjunction with VF's annual goodwill and indefinite-lived intangible asset impairment testing as of the beginning of the fourth quarter of Fiscal 2022, management performed a quantitative impairment analysis of the Supreme reporting unit goodwill and indefinite-lived trademark intangible asset. The decision to bypass the optional qualitative impairment assessment and proceed directly to a quantitative impairment analysis was primarily based on Fiscal 2022 financial results falling below estimates used in the initial business combination valuation and the overall significance of the related assets. Based on the quantitative impairment analysis, management concluded the goodwill and indefinite-lived trademark intangible asset were not impaired. The estimated fair values of the reporting unit and indefinite-lived trademark intangible asset exceeded the carrying values by 5% and 3%, respectively. The carrying values of the reporting unit goodwill and indefinite-lived trademark intangible asset at the January 2, 2022 testing date were \$1.24 billion and \$1.19 billion, respectively.

Supreme is a global streetwear leader that sells apparel, accessories and footwear under its namesake brand, *Supreme*[®]. Products are sold globally through VF-operated stores and online. The Supreme reporting unit is included in the Active reportable segment.

Management's revenue and profitability forecasts used in the Supreme reporting unit and indefinite-lived trademark intangible asset valuations considered historical performance, strategic initiatives and industry trends. Assumptions used in the valuations were similar to those that would be used by market participants performing independent valuations of the business.

Key assumptions developed by management and used in the quantitative analysis of the Supreme reporting unit and indefinite-lived trademark intangible asset include:

- Financial projections and future cash flows, including a base year reflecting actual results lower than the forecast used in the initial business combination valuation primarily driven by the impact of short-term supply chain disruptions in Fiscal 2022, revenue growth and profitability improvement throughout the forecast period that reflects the long-term strategy for the business which is unchanged from the business combination valuation, and terminal growth rates based on the expected long-term growth rate of the business;
- Tax rates based on the statutory rates for the countries in which the brand operates and the related intellectual property is domiciled, which consider intellectual property transfers completed by the Company during Fiscal 2022 that resulted in lower tax rates when compared to the business combination valuation assumptions;
- Royalty rates based on market data as well as active license agreements with similar VF brands, which are

consistent with the business combination valuation assumptions; and,

- Market-based discount rates.

The valuation model used by management in the impairment testing assumes revenue growth and profitability improvement, including recovery from the supply chain disruption in Fiscal 2022, and execution of its long-term growth strategy. If the brand is unable to achieve the financial projections, an impairment of the indefinite-lived trademark intangible asset or the reporting unit goodwill could occur in the future.

Management performed sensitivity analyses on the impairment models used to test the Supreme reporting unit goodwill and indefinite-lived trademark intangible asset. In doing so, management determined that individual changes of a 10% decrease in the compound annual growth rate for EBITDA or a 50 basis-point increase in the discount rate used in the discounted cash flow model resulted in the estimated fair value of the reporting unit to be below its carrying value, which would result in impairment. Management also determined that individual changes of a 10% decrease in the compound annual growth rate for revenues or a 50 basis-point increase in the discount rate used in the relief-from-royalty model resulted in the estimated fair value of the indefinite-lived trademark intangible asset to be below its carrying value, which would result in impairment.

Other Reporting Units - Qualitative Impairment Analysis

For all other reporting units, VF elected to perform a qualitative assessment during the annual goodwill and indefinite-lived intangible asset impairment testing to determine whether it was more likely than not that the goodwill and indefinite-lived trademark intangible assets in those reporting units were impaired. In this qualitative assessment, VF considered relevant events and circumstances for each reporting unit, including (i) current year results and performance versus management's annual and strategic plans, (ii) financial outlook based on the latest strategic plan, (iii) changes in the reporting unit carrying value since prior year and the amounts relative to the size of the respective business, (iv) industry and market conditions in which the reporting unit operates, (v) macroeconomic conditions, including discount rate changes, and (vi) changes in products or services offered by the reporting unit. If applicable, performance in recent years was compared to forecasts included in prior valuations. Based on the results of the qualitative assessment, VF concluded it was more likely than not the carrying values of the goodwill and indefinite-lived trademark intangible assets were less than their fair values, and that further quantitative testing was not necessary.

Management's Use of Estimates and Assumptions

Management made its estimates based on information available as of the date of our assessments, using assumptions we believe market participants would use in performing an independent valuation of the business. It is possible that VF's conclusions regarding impairment of goodwill or indefinite-lived intangible assets in any reporting unit could change in future periods. There can be no assurance that the estimates and assumptions used in our goodwill and indefinite-lived intangible asset impairment testing will prove to be accurate predictions of the future, if, for example, (i) the businesses do not perform as projected, (ii) overall economic conditions in Fiscal 2023 or future years vary from current assumptions (including changes

in discount rates), (iii) business conditions or strategies for a specific reporting unit change from current assumptions, including loss of major customers, (iv) investors require higher rates of return on equity investments in the marketplace, or (v) enterprise values of comparable publicly traded companies, or actual sales transactions of comparable companies, were to decline, resulting in lower multiples of revenues and EBITDA.

Income Taxes

As a global company, VF is subject to income taxes and files income tax returns in over 100 U.S. and foreign jurisdictions each year. Due to economic and political conditions, tax rates in various jurisdictions may be subject to significant change. The Company could be subject to changes in its tax rates, the adoption of new U.S. or international tax legislation or changes in interpretation of existing tax laws and regulations or rulings by courts or government authorities leading to exposure to additional tax liabilities. In particular, tax authorities and the courts have increased their focus on income earned in no- or low-tax jurisdictions or income that is not taxed in any jurisdiction. Tax authorities have also become skeptical of special tax rulings provided to companies offering lower taxes than may be applicable in other countries. VF makes an ongoing assessment to identify any significant exposure related to increases in tax rates in the jurisdictions in which VF operates.

Furthermore, VF was granted a ruling which lowered the effective income tax rate on taxable earnings for years 2010 through 2014 under Belgium's excess profit tax regime. During 2015, the European Union Commission ("EU") investigated and announced its decision that these rulings were illegal and ordered the tax benefits to be collected from affected companies, including VF. Requests for annulment were filed by Belgium and VF Europe BVBA individually. During 2017 and 2018, VF Europe BVBA was assessed and paid €35.0 million tax and interest, which was recorded as an income tax receivable based on the expected success of the requests for annulment. During 2019, the General Court annulled the EU decision and the EU subsequently appealed the General Court's annulment. In September 2021, the General Court's judgment was set aside by the Court of Justice of the EU and the case was sent back to the General Court to determine whether the excess profit tax regime amounted to illegal State aid. The case remains open and unresolved. If this matter is adversely resolved, these amounts will not be collected by VF.

The calculation of income tax liabilities involves uncertainties in the application of complex tax laws and regulations, which are subject to legal interpretation and significant management judgment. VF's income tax returns are regularly examined by federal, state and foreign tax authorities, and those audits may result in proposed adjustments. VF has reviewed all issues raised upon examination, as well as any exposure for issues that may be raised in future examinations. VF has evaluated these potential issues under the "more-likely-than-not" standard of the accounting literature. A tax position is recognized if it meets this standard and is measured at the largest amount of benefit

A future impairment charge for goodwill or indefinite-lived intangible assets could have a material effect on VF's consolidated financial position and results of operations.

that has a greater than 50% likelihood of being realized. Such judgments and estimates may change based on audit settlements, court cases and interpretation of tax laws and regulations. Income tax expense could be materially affected to the extent VF prevails in a tax position or when the statute of limitations expires for a tax position for which a liability for unrecognized tax benefits or valuation allowances has been established, or to the extent VF is required to pay amounts greater than the established liability for unrecognized tax benefits. Under the more-likely-than-not standard, VF does not currently anticipate any material impact on earnings from the ultimate resolution of income tax uncertainties. There are no accruals for general or unknown tax expenses.

As previously reported, VF petitioned the U.S. Tax Court (the "Court") to resolve an Internal Revenue Service ("IRS") dispute regarding the timing of income inclusion associated with VF's acquisition of The Timberland Company in September 2011. While the IRS argues that all such income should have been immediately included in 2011, VF has reported periodic income inclusions in subsequent tax years. Both parties moved for summary judgment on the issue, and on January 31, 2022, the Court issued its opinion in favor of the IRS. VF believes the opinion of the Court was in error based on the technical merits and intends to appeal. VF continues to believe its timing and treatment of the income inclusion is appropriate and VF is vigorously defending its position. No impact of the Court opinion has been recorded in the consolidated financial statements based on our assessment of the position under the more-likely-than-not standard.

As of March 2022, VF had \$679.0 million of gross deferred income tax assets related to operating loss and capital loss carryforwards, and \$608.5 million of valuation allowances against those assets. Realization of deferred tax assets related to operating loss and capital loss carryforwards is dependent on future taxable income in specific jurisdictions, the amount and timing of which are uncertain, and on possible changes in tax laws. If management believes that VF will not be able to generate sufficient taxable income or capital gains to offset losses during the carryforward periods, VF records valuation allowances to reduce those deferred tax assets to amounts expected to be ultimately realized. If in a future period management determines that the amount of deferred tax assets to be realized differs from the net recorded amount, VF would record an adjustment to income tax expense in that future period.

Recently Issued and Adopted Accounting Standards

Refer to Note 1 to the consolidated financial statements for discussion of recently issued and adopted accounting standards.

ITEM 7A. QUANTITATIVE AND QUALITATIVE DISCLOSURES ABOUT MARKET RISK.

A discussion of VF's market risks is incorporated by reference to "Risk Management" in Item 7, "Management's Discussion and Analysis of Financial Condition and Results of Operations" in this Annual Report.

ITEM 8. FINANCIAL STATEMENTS AND SUPPLEMENTARY DATA.

See "Index to Consolidated Financial Statements and Financial Statement Schedule" on page F-1 of this Annual Report for information required by this Item 8.

ITEM 9. CHANGES IN AND DISAGREEMENTS WITH ACCOUNTANTS ON ACCOUNTING AND FINANCIAL DISCLOSURE.

Not applicable.

ITEM 9A. CONTROLS AND PROCEDURES.

CONCLUSION REGARDING THE EFFECTIVENESS OF DISCLOSURE CONTROLS AND PROCEDURES

Under the supervision of the Chief Executive Officer and the Chief Financial Officer, VF conducted an evaluation of the effectiveness of the design and operation of VF's "disclosure controls and procedures" as defined in Rules 13a-15(e) or 15d-15(e) of the Securities Exchange Act of 1934 (the "Exchange Act") as of April 2, 2022. These require that VF ensure that information required to be disclosed by VF in reports that it files or submits under the Exchange Act is recorded, processed, summarized and reported within the time periods specified in

the Securities and Exchange Commission's rules and forms and that information required to be disclosed in the reports filed or submitted under the Exchange Act is accumulated and communicated to VF's management, including the principal executive officer and principal financial officer, to allow timely decisions regarding required disclosures. Based on VF's evaluation, the principal executive officer and the principal financial officer concluded that VF's disclosure controls and procedures were effective as of April 2, 2022.

MANAGEMENT'S REPORT ON INTERNAL CONTROL OVER FINANCIAL REPORTING

See page F-2 of this Annual Report for "Management's Report on Internal Control Over Financial Reporting."

REPORT OF REGISTERED PUBLIC ACCOUNTING FIRM

See page F-3 of this Annual Report for the "Report of Independent Registered Public Accounting Firm."

CHANGES IN INTERNAL CONTROL OVER FINANCIAL REPORTING

There were no changes in VF's internal control over financial reporting that occurred during its last fiscal quarter that have materially affected, or are reasonably likely to materially affect, VF's internal control over financial reporting.

ITEM 9B. OTHER INFORMATION.

Not applicable.

ITEM 9C. DISCLOSURE REGARDING FOREIGN JURISDICTIONS THAT PREVENT INSPECTIONS.

Not applicable.

PART III

ITEM 10. DIRECTORS, EXECUTIVE OFFICERS AND CORPORATE GOVERNANCE.

Information regarding VF's Executive Officers required by Item 10 of this Part III is set forth in Item 1 of Part I of this Annual Report under the caption "Executive Officers of VF." Information required by Item 10 of Part III regarding VF's Directors is included under the caption "Election of Directors" in VF's 2022 Proxy Statement that will be filed with the Securities and Exchange Commission within 120 days after the close of our fiscal year ended April 2, 2022, which information is incorporated herein by reference.

Information regarding compliance with Section 16(a) of the Exchange Act of 1934 is included under the caption "Delinquent Section 16(a) Reports" (to the extent reported therein) in VF's 2022 Proxy Statement that will be filed with the Securities and Exchange Commission within 120 days after the close of our fiscal year ended April 2, 2022, which information is incorporated herein by reference.

Information regarding the Audit Committee is included under the caption "Corporate Governance at VF — Board Committees and Their Responsibilities — Audit Committee" in VF's 2022 Proxy Statement that will be filed with the Securities and Exchange Commission within 120 days after the close of our fiscal year ended April 2, 2022, which information is incorporated herein by reference.

VF has adopted a written code of ethics, "VF Corporation Code of Business Conduct," that is applicable to all VF directors, officers and employees, including VF's chief executive officer, chief financial officer, chief accounting officer and other executive officers identified pursuant to this Item 10 (collectively, the "Selected Officers"). The code is posted on VF's website, www.vfc.com. VF will disclose any changes in or waivers from its code of ethics applicable to any Selected Officer or director on its website at www.vfc.com.

The Board of Directors' Corporate Governance Principles, the Audit Committee, Governance and Corporate Responsibility Committee, Talent and Compensation Committee and Finance Committee charters and other corporate governance information, including the method for interested parties to communicate directly with nonmanagement members of the Board of Directors, are available on VF's website. These documents, as well as the VF Corporation Code of Business Conduct, will be provided free of charge to any shareholder upon request directed to the Secretary of VF Corporation at P.O. Box 13919, Denver, CO 80201.

ITEM 11. EXECUTIVE COMPENSATION.

Information required by Item 11 of this Part III is included under the captions "Corporate Governance at VF" and "Executive Compensation" in VF's 2022 Proxy Statement that will be filed with the Securities and Exchange Commission within 120 days after the close of our fiscal year ended April 2, 2022, which information is incorporated herein by reference.

ITEM 12. SECURITY OWNERSHIP OF CERTAIN BENEFICIAL OWNERS AND MANAGEMENT AND RELATED STOCKHOLDER MATTERS.

Information required by Item 12 of this Part III is included under the captions "Security Ownership of Certain Beneficial Owners and Management" and "Executive Compensation" in VF's 2022 Proxy Statement that will be filed with the Securities and Exchange Commission within 120 days after the close of our fiscal year ended April 2, 2022, which information is incorporated herein by reference.

ITEM 13. CERTAIN RELATIONSHIPS AND RELATED TRANSACTIONS, AND DIRECTOR INDEPENDENCE.

Information required by Item 13 of this Part III is included under the caption "Corporate Governance at VF" in VF's 2022 Proxy Statement that will be filed with the Securities and Exchange Commission within 120 days after the close of our fiscal year ended April 2, 2022, which information is incorporated herein by reference.

ITEM 14. PRINCIPAL ACCOUNTING FEES AND SERVICES.

Information required by Item 14 of this Part III is included under the caption "Professional Fees of PricewaterhouseCoopers LLP" in VF's 2022 Proxy Statement that will be filed with the Securities and Exchange Commission within 120 days after the close of our fiscal year ended April 2, 2022, which information is incorporated herein by reference.

PART IV

ITEM 15. EXHIBITS AND FINANCIAL STATEMENT SCHEDULES.

(a) The following documents are filed as a part of this Fiscal 2022 report:

| 1. Financial statements | PAGE NUMBER |
|--|-----------------|
| Management's Report on Internal Control Over Financial Reporting | F-2 |
| Report of Independent Registered Public Accounting Firm | F-3 |
| Consolidated Balance Sheets | F-6 |
| Consolidated Statements of Operations | F-7 |
| Consolidated Statements of Comprehensive Income | F-8 |
| Consolidated Statements of Cash Flows | F-9 |
| Consolidated Statements of Stockholders' Equity | F-10 |
| Notes to Consolidated Financial Statements | F-12 |
| 2. Financial statement schedules | PAGE NUMBER |
| Schedule II — Valuation and Qualifying Accounts | F-55 |

All other schedules for which provision is made in the applicable accounting regulations of the Securities and Exchange Commission are not required under the related instructions or are inapplicable and therefore have been omitted.

3. Exhibits

| NUMBER | DESCRIPTION |
|------------------|---|
| 2. | Plan of acquisition, reorganization, arrangement, liquidation or succession |
| (A) ¹ | Agreement and Plan of Merger dated as of November 8, 2020 among V.F. Corporation, New Ross Acquisition Corp., Supreme Holdings, Inc. and TC Group VI, L.P. (Incorporated by reference to Exhibit 2.1 to the Current Report on Form 8-K filed by VF with the SEC on November 9, 2020) |
| 3. | Articles of incorporation and bylaws: |
| (A) | Articles of Incorporation, restated as of October 21, 2013 (Incorporated by reference to Exhibit 3(ii) to Form 8-K filed October 21, 2013) |
| (B) | Amended and Restated By-Laws of V.F. Corporation, effective October 19, 2021 (Incorporated by reference to Exhibit 3.1 to Form 8-K filed October 20, 2021) |
| 4. | Instruments defining the rights of security holders, including indentures: |
| (A) | A specimen of VF's Common Stock certificate (Incorporated by reference to Exhibit 4(A) to Form 10-K for the year ended January 3, 1998) |
| (B) | Indenture between VF and United States Trust Company of New York, as Trustee, dated September 29, 2000 (Incorporated by reference to Exhibit 4.1 to Form 10-Q for the quarter ended September 30, 2000) |
| (C) | Form of 6.00% Note due October 15, 2033 for \$297,500,000 (Incorporated by reference to Exhibit 4.2 to Form S-4 Registration Statement No. 110458 filed November 13, 2003) |
| (D) | Indenture between VF and The Bank of New York Trust Company, N.A., as Trustee, dated October 15, 2007 (Incorporated by reference to Exhibit 4.1 to Form S-3ASR Registration Statement No. 333-146594, filed October 10, 2007) |
| (E) | First Supplemental Indenture between VF and The Bank of New York Trust Company, N.A., as Trustee, dated October 15, 2007 (Incorporated by reference to Exhibit 4.2 to Form 8-K filed October 25, 2007) |
| (F) | Form of 6.45% Note due 2037 for \$350,000,000 (Incorporated by reference to Exhibit 4.4 to Form 8-K filed October 25, 2007) |
| (G) | Third Supplemental Indenture between VF, The Bank of New York Mellon Trust Company, N.A., as Trustee, and The Bank of New York Mellon, London Branch, as Paying Agent, dated as of September 20, 2016 (Incorporated by reference to Exhibit 4.2 to Form 8-K filed September 20, 2016) |
| (H) | Form of 0.625% Senior Notes due 2023 (Incorporated by reference to Exhibit 4.3 to Form 8-K filed September 20, 2016) |
| (I) | Fourth Supplemental Indenture between VF, The Bank of New York Mellon Trust Company, N.A., as Trustee, and The Bank of New York Mellon, London Branch, as Paying Agent dated as of February 25, 2020 (Incorporated by reference to Exhibit 4.2 to Form 8-K filed February 25, 2020) |
| (J) | Form of 0.250% Senior Notes due 2028 (Incorporated by reference to Exhibit 4.3 to Form 8-K filed February 25, 2020) |
| (K) | Form of 0.625% Senior Notes due 2032 (Incorporated by reference to Exhibit 4.4 to Form 8-K filed February 25, 2020) |

NUMBER

DESCRIPTION

- (L) Fifth Supplemental Indenture between VF and The Bank of New York Mellon Trust Company, N.A., as Trustee, dated as of April 23, 2020 (Incorporated by reference to Exhibit 4.7 to Form 8-K filed April 23, 2020)
- (M) Form of 2.050% Senior Notes due 2022 (Incorporated by reference to Exhibit 4.3 to Form 8-K filed April 23, 2020)
- (N) Form of 2.400% Senior Notes due 2025 (Incorporated by reference to Exhibit 4.4 to Form 8-K filed April 23, 2020)
- (O) Form of 2.800% Senior Notes due 2027 (Incorporated by reference to Exhibit 4.5 to Form 8-K filed April 23, 2020)
- (P) Form of 2.950% Senior Notes due 2030 (Incorporated by reference to Exhibit 4.6 to Form 8-K filed April 23, 2020)
- (Q) Description of Securities
10. Material contracts:
- (A) 1996 Stock Compensation Plan, as amended and restated as of February 10, 2015 (Incorporated by reference to Appendix B to the 2015 Proxy Statement filed March 19, 2015)*
- (B) Form of VF Corporation 1996 Stock Compensation Plan Non-Qualified Stock Option Certificate (Incorporated by reference to Exhibit 10(B) to Form 10-K for the year ended January 2, 2010)*
- (C) Form of VF Corporation 1996 Stock Compensation Plan Non-Qualified Stock Option Certificate for Non-Employee Directors (Incorporated by reference to Exhibit 10(C) to Form 10-K for the year ended December 31, 2011)*
- (D) Form of Award Certificate for Performance-Based Restricted Stock Units (Incorporated by reference to Exhibit 10.1 to Form 10-Q for the quarter ended September 26, 2020)*
- (E) Form of Award Certificate for Restricted Stock Units for Non-Employee Directors (Incorporated by reference to Exhibit 10(F) to Form 10-K for the year ended March 28, 2020)*
- (F) Form of Award Certificate for Restricted Stock Units (for awards granted prior to Fiscal 2021) (Incorporated by reference to Exhibit 10(I) to Form 10-K for the year ended March 28, 2020)*
- (G) Form of Award Certificate for Restricted Stock Units Special Award (for awards granted prior to Fiscal 2021) (Incorporated by reference to Exhibit 10(J) to Form 10-K for the year ended March 28, 2020)*
- (H) Form of Award Certificate for Restricted Stock Units (Incorporated by reference to Exhibit 10(K) to Form 10-K for the year ended March 28, 2020)*
- (I) Form of Award Certificate for Restricted Stock Units Special Award (Cliff Vesting) (Incorporated by reference to Exhibit 10(L) to Form 10-K for the year ended March 28, 2020)*
- (J) Form of Award Certificate for Restricted Stock Units Special Award (Split Vesting) (Incorporated by reference to Exhibit 10(M) to Form 10-K for the year ended March 28, 2020)*
- (K) Form of Award Certificate for Restricted Stock Award (for awards granted prior to Fiscal 2021) (Incorporated by reference to Exhibit 10.2 to Form 8-K filed February 22, 2011)*
- (L) Form of Award Certificate for Restricted Stock Award for Executive Officers (for awards granted prior to Fiscal 2021) (Incorporated by reference to Exhibit 10(J) to Form 10-K for the year ended December 29, 2012)*
- (M) Form of Award Certificate for Restricted Stock Special Award (Cliff Vesting) (Incorporated by reference to Exhibit 10(P) to Form 10-K for the year ended March 28, 2020)*
- (N) Form of Award Certificate for Restricted Stock Special Award (Split Vesting) (Incorporated by reference to Exhibit 10(Q) to Form 10-K for the year ended March 28, 2020)*
- (O) Deferred Compensation Plan, as amended and restated as of December 31, 2001 (Incorporated by reference to Exhibit 10(A) to Form 10-Q for the quarter ended March 30, 2002)*
- (P) Executive Deferred Savings Plan, as amended and restated as of December 31, 2001 (Incorporated by reference to Exhibit 10(B) to Form 10-Q for the quarter ended March 30, 2002)*
- (Q) Executive Deferred Savings Plan II, as amended and restated January 1, 2020 (Incorporated by reference to Item 10.1 to Form 10-Q for the quarter ended December 28, 2019)*
- (R) Amendment to Executive Deferred Savings Plan (Incorporated by reference to Exhibit 10(b) to Form 8-K filed December 17, 2004)*
- (S) Amended and Restated Second Supplemental Annual Benefit Determination under the Amended and Restated Supplemental Executive Retirement Plan for Mid-Career Senior Management (Incorporated by reference to Exhibit 10.2 to Form 10-Q for the quarter ended April 1, 2006)*
- (T) Amended and Restated Fourth Supplemental Annual Benefit Determination under the Amended and Restated Supplemental Executive Retirement Plan for Participants in VF's Deferred Compensation Plan (Incorporated by reference to Exhibit 10.3 to Form 10-Q for the quarter ended April 1, 2006)*
- (U) Amended and Restated Seventh Supplemental Annual Benefit Determination under the Amended and Restated Supplemental Executive Retirement Plan for Participants in VF's Executive Deferred Savings Plan (Incorporated by reference to Exhibit 10.5 to Form 10-Q for the quarter ended April 1, 2006)*

NUMBER**DESCRIPTION**

- (V) Amended and Restated Eighth Supplemental Annual Benefit Determination under the Amended and Restated Supplemental Executive Retirement Plan (Incorporated by reference to Exhibit 10.6 to Form 10-Q for the quarter ended April 1, 2006)*
- (W) Amended and Restated Ninth Supplemental Annual Benefit Determination under the Amended and Restated Supplemental Executive Retirement Plan relating to the computation of benefits for Senior Management (Incorporated by reference to Exhibit 10.7 to Form 10-Q for the quarter ended April 1, 2006)*
- (X) Amended and Restated Tenth Supplemental Annual Benefit Determination under the Amended and Restated Supplemental Executive Retirement Plan for Participants in VF's Mid-Term Incentive Plan (Incorporated by reference to Exhibit 10.8 to Form 10-Q for the quarter ended April 1, 2006)*
- (Y) Eleventh Supplemental Annual Benefit Determination Pursuant to the Amended and Restated Supplemental Executive Retirement Plan (Incorporated by reference to Exhibit 10.9 to Form 10-Q for the quarter ended April 1, 2006)*
- (Z) Twelfth Supplemental Benefit Determination Pursuant to the VF Corporation Amended and Restated Supplemental Executive Retirement Plan (Incorporated by reference to Exhibit 10.1 to Form 10-Q for the quarter ended September 27, 2014)*
- (AA) Amended and Restated Supplemental Executive Retirement Plan (Incorporated by reference to Exhibit 10.10 to Form 10-Q for the quarter ended April 1, 2006)*
- (BB) Resolution of the Board of Directors dated December 3, 1996 relating to lump sum payments under VF's Supplemental Executive Retirement Plan (Incorporated by reference to Exhibit 10(N) to Form 10-K for the year ended January 4, 1997)*
- (CC) 2012 Form of Change in Control Agreement with Certain Senior Management of VF or its Subsidiaries (Incorporated by reference to Exhibit 10(W) to Form 10-K for the year ended December 31, 2011)*
- (DD) 2019 Form of Change in Control Agreement with Certain Senior Management of VF or its Subsidiaries (Incorporated by reference to Exhibit 10(HH) to Form 10-K for the year ended March 28, 2020)*
- (EE) Amended and Restated Deferred Savings Plan for Non-Employee Directors (Incorporated by reference to Exhibit 10(W) to Form 10-K for the year ended January 3, 2009)*
- (FF) Form of Indemnification Agreement with each of VF's Non-Employee Directors (Incorporated by reference to Exhibit 10.2 of the Form 10-Q for the quarter ended September 27, 2008)*
- (GG) 2004 Mid-Term Incentive Plan, a subplan under the 1996 Stock Compensation Plan, as amended and restated as of October 18, 2017 (Incorporated by reference to Exhibit 10.1 to Form 10-Q for the quarter ended September 30, 2017)*
- (HH) Annual Incentive Plan*
- (II) Five-Year Revolving Credit Agreement by and among V.F. Corporation and VF International Sagl, as borrowers, the lenders named therein, JPMorgan Chase Bank, N.A., as Administrative Agent, JPMorgan Chase Bank, N.A., BofA Securities, Inc., Barclays Bank PLC, HSBC Securities (USA) Inc., U.S. Bank National Association and Wells Fargo Securities, LLC, as Joint-Lead Arrangers and Joint Bookrunners, Bank of America, N.A., Barclays Bank PLC, HSBC Bank USA, National Association, U.S. Bank National Association and Wells Fargo Bank, National Association, as Syndication Agents, and ING Bank N.V., Dublin Branch, PNC Bank, N.A., TD Bank, N.A. and Morgan Stanley Bank, N.A., as Documentation Agents, dated November 24, 2021 (Incorporated by reference to Exhibit 10.1 to Form 8-K filed November 24, 2021)
- (JJ) Separation and Distribution Agreement dated May 22, 2019 (Incorporated by reference to Exhibit 2.1 to Form 8-K filed May 23, 2019)
- (KK) Tax Matters Agreement dated May 22, 2019 (Incorporated by reference to Exhibit 10.1 to Form 8-K filed May 23, 2019)
- (LL) Transition Services Agreement dated May 22, 2019 (Incorporated by reference to Exhibit 10.2 to Form 8-K filed May 23, 2019)
- (MM) VF Intellectual Property License Agreement dated May 17, 2019 (Incorporated by reference to Exhibit 10.3 to Form 8-K filed May 23, 2019)
- (NN) Koutoor Intellectual Property License Agreement dated May 17, 2019 (Incorporated by reference to Exhibit 10.4 to Form 8-K filed May 23, 2019)
- (OO) Employee Matters Agreement dated May 22, 2019 (Incorporated by reference to Exhibit 10.5 to Form 8-K filed May 23, 2019)
- 21. Subsidiaries of the Corporation
- 23. Consent of independent registered public accounting firm
- 24. Power of attorney
- 31.1 Certification of the principal executive officer, Steven E. Rendle, pursuant to Section 302 of the Sarbanes-Oxley Act of 2002
- 31.2 Certification of the principal financial officer, Matthew H. Puckett, pursuant to Section 302 of the Sarbanes-Oxley Act of 2002
- 32.1 Certification of the chief executive officer, Steven E. Rendle, pursuant to 18 U.S.C. Section 1350, as adopted pursuant to Section 906 of the Sarbanes-Oxley Act of 2002

| NUMBER | DESCRIPTION |
|---------------|---|
| 32.2 | Certification of the chief financial officer, Matthew H. Puckett, pursuant to 18 U.S.C. Section 1350, as adopted pursuant to Section 906 of the Sarbanes-Oxley Act of 2002 |
| 101.INS | XBRL Instance Document - the instance document does not appear in the Interactive Data File because its XBRL tags are embedded within the Inline XBRL document |
| 101.SCH | XBRL Taxonomy Extension Schema Document |
| 101.CAL | XBRL Taxonomy Extension Calculation Linkbase Document |
| 101.DEF | XBRL Taxonomy Extension Definition Linkbase Document |
| 101.LAB | XBRL Taxonomy Extension Label Linkbase Document |
| 101.PRE | XBRL Taxonomy Extension Presentation Linkbase Document |
| 104 | Cover Page Interactive Data File - the cover page interactive data file does not appear in the Interactive Data File because its XBRL tags are embedded within the Inline XBRL document |

All other exhibits for which provision is made in the applicable regulations of the Securities and Exchange Commission are not required under the related instructions or are inapplicable and therefore have been omitted.

¹ Certain schedules, exhibits, and amendments have been omitted pursuant to Item 601(b)(2) of Regulation S-K. VF hereby agrees to furnish a copy of any omitted schedule, exhibit, or amendment to the SEC upon request.

* Management compensation plans

ITEM 16. FORM 10-K SUMMARY.

None.

SIGNATURES

Pursuant to the requirements of Section 13 or 15(d) of the Securities Exchange Act of 1934, VF has duly caused this report to be signed on its behalf by the undersigned, thereunto duly authorized.

V.F. CORPORATION

By: /s/ Steven E. Rendle

Steven E. Rendle
Chairman, President and Chief Executive Officer
(Principal Executive Officer and Director)

By: /s/ Matthew H. Puckett

Matthew H. Puckett
Executive Vice President and Chief Financial Officer
(Principal Financial Officer)

By: /s/ Bryan H. McNeill

Bryan H. McNeill
Vice President, Controller and Chief Accounting Officer
(Principal Accounting Officer)

May 26, 2022

Pursuant to the requirements of the Securities Exchange Act of 1934, this report has been signed below by the following persons on behalf of VF and in the capacities and on the dates indicated:

| | |
|----------------------|----------|
| Richard T. Carucci* | Director |
| Juliana L. Chugg* | Director |
| Benno O. Dorer* | Director |
| Mark S. Hoplamazian* | Director |
| Laura W. Lang* | Director |
| W. Alan McCollough* | Director |
| W. Rodney McMullen* | Director |
| Clarence Otis, Jr.* | Director |
| Steven E. Rendle* | Director |
| Carol L. Roberts* | Director |
| Matthew J. Shattock* | Director |

*By: /s/ Jennifer S. Sim

Jennifer S. Sim, Attorney-in-Fact

May 26, 2022

VF CORPORATION
Index to Consolidated Financial Statements
and Financial Statement Schedule
March 2022

| | PAGE NUMBER |
|--|--------------------|
| Management's Report on Internal Control Over Financial Reporting | F-2 |
| Report of Independent Registered Public Accounting Firm (PCAOB ID 238) | F-3 |
| Consolidated Balance Sheets | F-6 |
| Consolidated Statements of Operations | F-7 |
| Consolidated Statements of Comprehensive Income | F-8 |
| Consolidated Statements of Cash Flows | F-9 |
| Consolidated Statements of Stockholders' Equity | F-11 |
| Notes to Consolidated Financial Statements | F-12 |
| Schedule II – Valuation and Qualifying Accounts | F-55 |

V.F. Corporation

Management's Report on Internal Control Over Financial Reporting

Management of V.F. Corporation ("VF") is responsible for establishing and maintaining adequate internal control over financial reporting, as defined in Exchange Act Rule 13a-15(f). VF's management conducted an assessment of VF's internal control over financial reporting based on the framework described in *Internal Control — Integrated Framework (2013)*, issued by the Committee of Sponsoring Organizations of the Treadway Commission. Based on this assessment, VF's management has determined that VF's internal control over financial reporting was effective as of April 2, 2022.

The effectiveness of VF's internal control over financial reporting as of April 2, 2022 has been audited by PricewaterhouseCoopers LLP, an independent registered public accounting firm, as stated in their report which appears herein.

Report of Independent Registered Public Accounting Firm

To the Board of Directors and Stockholders of V. F. Corporation

Opinions on the Financial Statements and Internal Control over Financial Reporting

We have audited the accompanying consolidated balance sheets of V. F. Corporation and its subsidiaries (the "Company") as of April 2, 2022 and April 3, 2021, and the related consolidated statements of operations, of comprehensive income, of stockholders' equity and of cash flows for each of the three years in the period ended April 2, 2022, including the related notes and schedule of valuation and qualifying accounts for each of the three years in the period ended April 2, 2022 listed in the index appearing under Item 15(a)2 (collectively referred to as the "consolidated financial statements"). We also have audited the Company's internal control over financial reporting as of April 2, 2022, based on criteria established in Internal Control - Integrated Framework (2013) issued by the Committee of Sponsoring Organizations of the Treadway Commission (COSO).

In our opinion, the consolidated financial statements referred to above present fairly, in all material respects, the financial position of the Company as of April 2, 2022 and April 3, 2021, and the results of its operations and its cash flows for each of the three years in the period ended April 2, 2022 in conformity with accounting principles generally accepted in the United States of America. Also in our opinion, the Company maintained, in all material respects, effective internal control over financial reporting as of April 2, 2022, based on criteria established in Internal Control - Integrated Framework (2013) issued by the COSO.

Change in Accounting Principle

As discussed in Note 1 to the consolidated financial statements, the Company changed the manner in which it accounts for leases on March 31, 2019.

Basis for Opinions

The Company's management is responsible for these consolidated financial statements, for maintaining effective internal control over financial reporting, and for its assessment of the effectiveness of internal control over financial reporting, included in the accompanying Management's Report on Internal Control Over Financial Reporting. Our responsibility is to express opinions on the Company's consolidated financial statements and on the Company's internal control over financial reporting based on our audits. We are a public accounting firm registered with the Public Company Accounting Oversight Board (United States) (PCAOB) and are required to be independent with respect to the Company in accordance with the U.S. federal securities laws and the applicable rules and regulations of the Securities and Exchange Commission and the PCAOB.

We conducted our audits in accordance with the standards of the PCAOB. Those standards require that we plan and perform the audits to obtain reasonable assurance about whether the consolidated financial statements are free of material misstatement, whether due to error or fraud, and whether effective internal control over financial reporting was maintained in all material respects.

Our audits of the consolidated financial statements included performing procedures to assess the risks of material misstatement of the consolidated financial statements, whether due to error or fraud, and performing procedures that respond to those risks. Such procedures included examining, on a test basis, evidence regarding the amounts and disclosures in the consolidated financial statements. Our audits also included evaluating the accounting principles used and significant estimates made by management, as well as evaluating the overall presentation of the consolidated financial statements. Our audit of internal control over financial reporting included obtaining an understanding of internal control over financial reporting, assessing the risk that a material weakness exists, and testing and evaluating the design and operating effectiveness of internal control based on the assessed risk. Our audits also included performing such other procedures as we considered necessary in the circumstances. We believe that our audits provide a reasonable basis for our opinions.

Definition and Limitations of Internal Control over Financial Reporting

A company's internal control over financial reporting is a process designed to provide reasonable assurance regarding the reliability of financial reporting and the preparation of financial statements for external purposes in accordance with generally accepted accounting principles. A company's internal control over financial reporting includes those policies and procedures that (i) pertain to the maintenance of records that, in reasonable detail, accurately and fairly reflect the transactions and dispositions of the assets of the company; (ii) provide reasonable assurance that transactions are recorded as necessary to permit preparation of financial statements in accordance with generally accepted accounting principles, and that receipts and expenditures of the company are being made only in accordance with authorizations of management and directors of the company; and (iii) provide reasonable assurance regarding prevention or timely detection of unauthorized acquisition, use, or disposition of the company's assets that could have a material effect on the financial statements.

Because of its inherent limitations, internal control over financial reporting may not prevent or detect misstatements. Also, projections of any evaluation of effectiveness to future periods are subject to the risk that controls may become inadequate because of changes in conditions, or that the degree of compliance with the policies or procedures may deteriorate.

Critical Audit Matters

The critical audit matters communicated below are matters arising from the current period audit of the consolidated financial statements that were communicated or required to be communicated to the audit committee and that (i) relate to accounts or disclosures that are material to the consolidated financial statements and (ii) involved our especially challenging, subjective, or complex judgments. The communication of critical audit matters does not alter in any way our opinion on the consolidated financial statements, taken as a whole, and we are not, by communicating the critical audit matters below, providing separate opinions on the critical audit matters or on the accounts or disclosures to which they relate.

Goodwill and Indefinite-Lived Intangible Asset Impairment Analysis - Supreme Reporting Unit and Indefinite-Lived Trademark

As described in Notes 1, 8, 9, and 23 to the consolidated financial statements, the Company's consolidated goodwill and indefinite-lived intangible assets balances were \$2.4 billion and \$2.9 billion as of April 2, 2022, respectively. No impairment charges of goodwill or indefinite-lived trademark intangible assets were recorded as a result of the annual impairment testing. Management evaluates indefinite-lived intangible assets and goodwill for possible impairment as of the beginning of the fourth quarter of each fiscal year, or whenever events or changes in circumstances indicate that the fair value of such assets may be below their carrying amount. As disclosed by management, the carrying values of the Supreme reporting unit goodwill and indefinite-lived trademark intangible asset were \$1.2 billion and \$1.2 billion, respectively, at the January 2, 2022 testing date. The fair value of a reporting unit is estimated using both income-based and market-based valuation methods and the fair value of the indefinite-lived trademark intangible asset is based on an income approach using the relief from-royalty method. The income-based fair value methodology requires management to make assumptions and judgments and is based on management's estimate of financial projections and future cash flows, which include significant assumptions related to revenue growth and profitability improvement throughout the forecast period, tax rates, the royalty rates, as well as the discount rates.

The principal considerations for our determination that performing procedures relating to the goodwill and indefinite-lived intangible asset impairment analysis related to the Supreme reporting unit and indefinite-lived trademark is a critical audit matter are (i) the significant judgment by management when developing the fair value of the Supreme reporting unit and the indefinite-lived trademark intangible asset; (ii) a high degree of auditor judgment, subjectivity, and effort in performing procedures and evaluating management's significant assumptions related to revenue growth and profitability improvement throughout the forecast period, the royalty rate, and the discount rates; and (iii) the audit effort involved the use of professionals with specialized skill and knowledge.

Addressing the matter involved performing procedures and evaluating audit evidence in connection with forming our overall opinion on the consolidated financial statements. These procedures included testing the effectiveness of controls relating to management's goodwill and indefinite-lived impairment analysis, including controls over the valuation of the Company's reporting units and indefinite-lived intangible assets. These procedures also included, among others (i) testing management's process for developing the fair value of the Supreme reporting unit and indefinite-lived trademark intangible asset; (ii) evaluating the appropriateness of the income-based valuation methods; (iii) testing the completeness, accuracy, and relevance of underlying data used in the income-based valuation methods; and (iv) evaluating the reasonableness of the significant assumptions used by management related to revenue growth and profitability improvement throughout the forecast period, the royalty rate, and the discount rates. Evaluating management's assumptions related to the revenue growth and profitability improvement throughout the forecast period involved assessing whether the assumptions used by management were reasonable considering (i) the current and past performance of the Supreme reporting unit and products sold with the Supreme trademark; (ii) the consistency with external market and industry data; and (iii) whether these assumptions were consistent with evidence obtained in other areas of the audit. Professionals with specialized skill and knowledge were used to assist in the evaluation of the appropriateness of the Company's income-based valuation methods and the reasonableness of the royalty rate and discount rate significant assumptions.

The Timberland Company Income Inclusion - Uncertain Tax Position

As described in Notes 19 and 21 to the consolidated financial statements, the Company files a consolidated U.S. federal income tax return, as well as separate and combined income tax returns in numerous state and international jurisdictions. The Company has not recorded the impact of the uncertain tax position regarding the income inclusion associated with the Company's acquisition of The Timberland Company in September 2011 in the consolidated financial statements as of April 2, 2022. This determination is based on management's assessment of the position under the more-likely-than-not standard of accounting literature for recording uncertain tax positions. The net impact to tax expense estimated as of April 2, 2022 could be up to \$700.0 million. As disclosed by management, the calculation of income tax liabilities involves uncertainties in the application of complex tax laws and regulations, which are subject to legal interpretation and significant management judgment. The Company's income tax returns are regularly examined by federal, state and foreign tax authorities, and those audits may result in proposed adjustments.

The principal considerations for our determination that performing procedures relating to the uncertain tax position associated with The Timberland Company income inclusion is a critical audit matter are (i) the significant judgment by management with regards to the application and legal interpretation of complex tax laws and regulations in order to conclude that the technical merits of the case support the Company's more-likely-than-not threshold; (ii) a high degree of auditor judgment, subjectivity, and effort in performing procedures and evaluating the facts and assumptions made by management in connection with the identification and measurement of the uncertain tax position; and (iii) the audit effort involved the use of professionals with specialized skill and knowledge.

Addressing the matter involved performing procedures and evaluating audit evidence in connection with forming our overall opinion on the consolidated financial statements. These procedures included testing the effectiveness of controls relating to the identification, measurement, and recognition of uncertain tax positions. These procedures also included, among others (i) testing the

information used in the determination of the impact of the uncertain tax position on the consolidated financial statements, including intercompany agreements, international, federal, and state filing positions, and the related final tax returns; [ii] testing the calculation of the uncertain tax position, including management's assessment of the technical merits of the tax position and estimates of the net impact to tax expense; [iii] testing the completeness of management's assessment of both the identification of the uncertain tax position and possible outcomes of the uncertain tax position; and [iv] evaluating the status and results of income tax audits with the relevant tax authorities. Professionals with specialized skill and knowledge were used to assist in the evaluation of the identification and measurement of the Company's uncertain tax position, including evaluating the reasonableness of management's assessment of whether the tax position is more-likely-than-not of being sustained, the impact to the consolidated financial statements, including estimated interest and penalties, and the application and legal interpretation of relevant complex tax laws and regulations.

/s/ PricewaterhouseCoopers LLP
Greensboro, North Carolina
May 26, 2022

We have served as the Company's auditor since 1995.

VF CORPORATION
Consolidated Balance Sheets

(In thousands, except share amounts)

| | March 2022 | March 2021 |
|---|----------------------|----------------------|
| ASSETS | | |
| Current assets | | |
| Cash and equivalents | \$ 1,275,943 | \$ 815,750 |
| Accounts receivable, less allowance for doubtful accounts of: March 2022 - \$27,959; March 2021 - \$33,654 | 1,467,842 | 1,298,020 |
| Inventories | 1,418,673 | 1,061,839 |
| Short-term investments | — | 598,806 |
| Other current assets | 425,622 | 423,877 |
| Current assets of discontinued operations | — | 587,578 |
| Total current assets | 4,588,080 | 4,785,870 |
| Property, plant and equipment, net | 1,041,777 | 975,876 |
| Intangible assets, net | 3,000,351 | 3,029,545 |
| Goodwill | 2,393,807 | 2,425,427 |
| Operating lease right-of-use assets | 1,247,056 | 1,474,434 |
| Other assets | 1,071,137 | 1,062,877 |
| TOTAL ASSETS | \$ 13,342,208 | \$ 13,754,029 |
| LIABILITIES AND STOCKHOLDERS' EQUITY | | |
| Current liabilities | | |
| Short-term borrowings | \$ 335,462 | \$ 11,061 |
| Current portion of long-term debt | 501,051 | 1,023 |
| Accounts payable | 562,992 | 463,208 |
| Accrued liabilities | 1,915,892 | 1,609,928 |
| Current liabilities of discontinued operations | — | 125,257 |
| Total current liabilities | 3,315,397 | 2,210,477 |
| Long-term debt | 4,584,261 | 5,709,149 |
| Operating lease liabilities | 1,023,759 | 1,236,461 |
| Other liabilities | 888,436 | 1,541,778 |
| Total liabilities | 9,811,853 | 10,697,865 |
| Commitments and contingencies | | |
| Stockholders' equity | | |
| Preferred Stock, par value \$1; shares authorized, 25,000,000; no shares outstanding at March 2022 or March 2021 | — | — |
| Common Stock, stated value \$0.25; shares authorized, 1,200,000,000; shares outstanding at March 2022 - 388,298,375; March 2021 - 391,941,477 | 97,075 | 97,985 |
| Additional paid-in capital | 3,916,384 | 3,777,645 |
| Accumulated other comprehensive income (loss) | (926,579) | (1,009,000) |
| Retained earnings | 443,475 | 189,534 |
| Total stockholders' equity | 3,530,355 | 3,056,164 |
| TOTAL LIABILITIES AND STOCKHOLDERS' EQUITY | \$ 13,342,208 | \$ 13,754,029 |

See notes to consolidated financial statements.

VF CORPORATION
Consolidated Statements of Operations

Year Ended March

(In thousands, except per share amounts)

| | 2022 | 2021 | 2020 |
|--|----------------------|---------------------|----------------------|
| Net revenues | \$ 11,841,840 | \$ 9,238,830 | \$ 10,488,556 |
| Costs and operating expenses | | | |
| Cost of goods sold | 5,386,393 | 4,370,780 | 4,690,520 |
| Selling, general and administrative expenses | 4,823,243 | 4,240,058 | 4,547,008 |
| Impairment of goodwill and intangible assets | — | 20,361 | 323,223 |
| Total costs and operating expenses | 10,209,636 | 8,631,199 | 9,560,751 |
| Operating income | 1,632,204 | 607,631 | 927,805 |
| Interest income | 5,006 | 9,155 | 19,867 |
| Interest expense | (136,469) | (135,655) | (92,042) |
| Loss on debt extinguishment | (3,645) | — | (59,772) |
| Other income (expense), net | 26,154 | (24,659) | (68,650) |
| Income from continuing operations before income taxes | 1,523,250 | 456,472 | 727,208 |
| Income tax expense | 306,981 | 101,566 | 98,062 |
| Income from continuing operations | 1,216,269 | 354,906 | 629,146 |
| Income from discontinued operations, net of tax | 170,672 | 52,963 | 50,303 |
| Net income | \$ 1,386,941 | \$ 407,869 | \$ 679,449 |
| Earnings per common share - basic | | | |
| Continuing operations | \$ 3.12 | \$ 0.91 | \$ 1.59 |
| Discontinued operations | 0.44 | 0.14 | 0.13 |
| Total earnings per common share - basic | \$ 3.55 | \$ 1.05 | \$ 1.72 |
| Earnings per common share - diluted | | | |
| Continuing operations | \$ 3.10 | \$ 0.91 | \$ 1.57 |
| Discontinued operations | 0.43 | 0.14 | 0.13 |
| Total earnings per common share - diluted | \$ 3.53 | \$ 1.04 | \$ 1.70 |
| Weighted average shares outstanding | | | |
| Basic | 390,291 | 389,655 | 395,411 |
| Diluted | 392,411 | 392,121 | 399,936 |

See notes to consolidated financial statements

VF CORPORATION
Consolidated Statements of Comprehensive Income

| | Year Ended March | | |
|---|---------------------|-------------------|-------------------|
| | 2022 | 2021 | 2020 |
| (In thousands) | | | |
| Net income | \$ 1,386,941 | \$ 407,869 | \$ 679,449 |
| Other comprehensive income (loss) | | | |
| Foreign currency translation and other | | | |
| Losses arising during the period | (17,355) | (36,114) | (137,210) |
| Reclassification of foreign currency translation losses | — | 42,364 | 48,261 |
| Income tax effect | (34,104) | 31,286 | 2,913 |
| Defined benefit pension plans | | | |
| Current period actuarial gains (losses), including plan amendments and curtailments | 12,927 | (9,181) | (2,836) |
| Amortization of net deferred actuarial losses | 11,310 | 11,911 | 14,848 |
| Amortization of deferred prior service costs (credits) | (440) | (81) | 1,887 |
| Reclassification of net actuarial loss from settlement charges | 7,466 | 1,584 | 27,443 |
| Reclassification of deferred prior service cost due to curtailments | — | 920 | — |
| Income tax effect | (3,806) | (428) | (11,022) |
| Derivative financial instruments | | | |
| Gains (losses) arising during the period | 71,494 | (122,244) | 100,336 |
| Income tax effect | (11,741) | 21,796 | (23,539) |
| Reclassification of net (gains) losses realized | 54,326 | (24,848) | (78,511) |
| Income tax effect | (7,656) | 4,993 | 15,115 |
| Other comprehensive income (loss) | 82,421 | (78,042) | (42,315) |
| Comprehensive income | \$ 1,469,362 | \$ 329,827 | \$ 637,134 |

See notes to consolidated financial statements

VF CORPORATION
Consolidated Statements of Cash Flows

Year Ended March

(In thousands)

OPERATING ACTIVITIES

| | 2022 | 2021 | 2020 |
|---|--------------|------------|------------|
| Net income | \$ 1,386,941 | \$ 407,869 | \$ 679,449 |
| Income from discontinued operations, net of tax | 170,672 | 52,963 | 50,303 |
| Income from continuing operations, net of tax | 1,216,269 | 354,906 | 629,146 |
| Adjustments to reconcile net income to cash provided by operating activities: | | | |
| Impairment of goodwill and intangible assets | — | 20,361 | 323,223 |
| Depreciation and amortization | 266,935 | 269,081 | 267,619 |
| Reduction in the carrying amount of right-of-use assets | 410,132 | 427,594 | 392,707 |
| Stock-based compensation | 91,358 | 70,823 | 68,205 |
| Provision for doubtful accounts | (716) | 20,673 | 32,927 |
| Pension expense less than contributions | (41,309) | (23,424) | (2,787) |
| Deferred income taxes | (157,489) | (39,812) | (74,499) |
| Loss on extinguishment of debt | 3,645 | — | 59,772 |
| Other, net | (12,007) | 12,412 | 89,603 |
| Changes in operating assets and liabilities: | | | |
| Accounts receivable | (202,526) | 70,471 | (5,947) |
| Inventories | (380,851) | 314,315 | (140,744) |
| Accounts payable | 105,357 | 20,106 | (73,674) |
| Income taxes | 201,391 | (35,586) | (61,737) |
| Accrued liabilities | 88,213 | 101,142 | (327,512) |
| Operating lease right-of-use assets and liabilities | (444,125) | (375,278) | (388,244) |
| Other assets and liabilities | (286,079) | 25,470 | 12,388 |
| Cash provided by operating activities - continuing operations | 858,198 | 1,233,254 | 800,446 |
| Cash provided by operating activities - discontinued operations | 6,090 | 79,971 | 74,081 |
| Cash provided by operating activities | 864,288 | 1,313,225 | 874,527 |

INVESTING ACTIVITIES

| | | | |
|--|-----------|-------------|-----------|
| Business acquisitions, net of cash received | 3,760 | (2,009,151) | — |
| Proceeds from sale of businesses, net of cash sold | 616,928 | — | — |
| Purchases of short-term investments | — | (800,000) | — |
| Proceeds from sale and maturities of short-term investments | 598,806 | 200,000 | — |
| Capital expenditures | (245,449) | (198,658) | (288,189) |
| Software purchases | (82,871) | (75,542) | (45,647) |
| Other, net | 13,086 | (8,634) | 48,529 |
| Cash provided (used) by investing activities - continuing operations | 904,260 | (2,891,985) | (285,307) |
| Cash used by investing activities - discontinued operations | (525) | (3,633) | (16,740) |
| Cash provided (used) by investing activities | 903,735 | (2,895,618) | (302,047) |

FINANCING ACTIVITIES

| | | | |
|---|----------------|--------------|-------------|
| Net increase (decrease) in short-term borrowings | 324,404 | (1,217,764) | 576,560 |
| Payments on long-term debt | (504,200) | (1,664) | (649,054) |
| Payment of debt issuance costs | (2,496) | (21,438) | (7,274) |
| Proceeds from long-term debt | — | 2,996,090 | 1,076,632 |
| Share repurchases | (350,004) | — | (1,000,007) |
| Cash dividends paid | (773,205) | (756,784) | (748,663) |
| Cash received from Kontoor Brands, net of cash transferred of \$126.8 million | — | — | 906,148 |
| Proceeds from issuance of Common Stock, net of payments for tax withholdings | 36,654 | 54,438 | 155,390 |
| Cash provided (used) by financing activities | \$ (1,268,847) | \$ 1,052,878 | \$ 309,732 |

Continued on next page.

See notes to consolidated financial statements.

VF CORPORATION
Consolidated Statements of Cash Flows

| | Year Ended March | | |
|---|---------------------|-------------------|---------------------|
| | 2022 | 2021 | 2020 |
| (In thousands) | | | |
| Effect of foreign currency rate changes on cash, cash equivalents and restricted cash | \$ (73,299) | \$ (30,603) | \$ (27,476) |
| Net change in cash, cash equivalents and restricted cash | 425,877 | (560,118) | 854,736 |
| Cash, cash equivalents and restricted cash — beginning of period | 851,205 | 1,411,323 | 556,587 |
| Cash, cash equivalents and restricted cash — end of period | \$ 1,277,082 | \$ 851,205 | \$ 1,411,323 |
| Balances per Consolidated Balance Sheets: | | | |
| Cash and cash equivalents | \$ 1,275,943 | \$ 815,750 | \$ 1,369,028 |
| Other current assets | 1,109 | 1,198 | 2,048 |
| Current assets of discontinued operations | — | 34,132 | 39,752 |
| Other assets | 30 | 125 | 495 |
| Total cash, cash equivalents and restricted cash | \$ 1,277,082 | \$ 851,205 | \$ 1,411,323 |

See notes to consolidated financial statements.

VF CORPORATION
Consolidated Statements of Stockholders' Equity

| (In thousands, except share amounts) | Common Stock | | Additional Paid-in Capital | Accumulated Other Comprehensive Income (Loss) | Retained Earnings | Total |
|---|--------------------|------------------|----------------------------------|--|----------------------|---------------------|
| | Shares | Amounts | | | | |
| Balance, March 2019 | 396,824,662 | \$ 99,206 | \$ 3,921,784 | \$ (902,075) | \$ 1,179,601 | \$ 4,298,516 |
| Adoption of lease accounting standard | — | — | — | — | (2,491) | (2,491) |
| Adoption of accounting standard related to reclassification of stranded tax effects | — | — | — | (61,861) | 61,861 | — |
| Net income | — | — | — | — | 679,449 | 679,449 |
| Dividends on Common Stock (\$1.90 per share) | — | — | — | — | (748,663) | (748,663) |
| Share repurchases | (11,999,984) | (3,000) | — | — | (997,007) | (1,000,007) |
| Stock-based compensation, net | 3,987,480 | 997 | 261,996 | — | (35,233) | 227,760 |
| Foreign currency translation and other | — | — | — | (86,036) | — | (86,036) |
| Defined benefit pension plans | — | — | — | 30,320 | — | 30,320 |
| Derivative financial instruments | — | — | — | 13,401 | — | 13,401 |
| Spin-off of Jeans Business | — | — | — | 75,293 | (130,208) | (54,915) |
| Balance, March 2020 | 388,812,158 | 97,203 | 4,183,780 | (930,958) | 7,309 | 3,357,334 |
| Net income | — | — | — | — | 407,869 | 407,869 |
| Dividends on Common Stock (\$1.94 per share) | — | — | (564,904) | — | (191,880) | (756,784) |
| Stock-based compensation, net | 3,129,319 | 782 | 158,769 | — | (33,764) | 125,787 |
| Foreign currency translation and other | — | — | — | 37,536 | — | 37,536 |
| Defined benefit pension plans | — | — | — | 4,725 | — | 4,725 |
| Derivative financial instruments | — | — | — | (120,303) | — | (120,303) |
| Balance, March 2021 | 391,941,477 | 97,985 | 3,777,645 | (1,009,000) | 189,534 | 3,056,164 |
| Net income | — | — | — | — | 1,386,941 | 1,386,941 |
| Dividends on Common Stock (\$1.98 per share) | — | — | (2,597) | — | (770,608) | (773,205) |
| Share repurchases | (4,805,093) | (1,201) | — | — | (348,803) | (350,004) |
| Stock-based compensation, net | 1,161,991 | 291 | 141,336 | — | (13,589) | 128,038 |
| Foreign currency translation and other | — | — | — | (51,459) | — | (51,459) |
| Defined benefit pension plans | — | — | — | 27,457 | — | 27,457 |
| Derivative financial instruments | — | — | — | 106,423 | — | 106,423 |
| Balance, March 2022 | 388,298,375 | \$ 97,075 | \$ 3,916,384 | \$ (926,579) | \$ 443,475 | \$ 3,530,355 |

See notes to consolidated financial statements.

VF CORPORATION
Notes to Consolidated Financial Statements
March 2022

| NOTES TO THE CONSOLIDATED FINANCIAL STATEMENTS | PAGE NUMBER |
|---|-------------|
| NOTE 1 Summary of Significant Accounting Policies | F-13 |
| NOTE 2 Revenues | F-18 |
| NOTE 3 Acquisition | F-20 |
| NOTE 4 Discontinued Operations | F-22 |
| NOTE 5 Accounts Receivable | F-24 |
| NOTE 6 Inventories | F-24 |
| NOTE 7 Property, Plant and Equipment | F-25 |
| NOTE 8 Intangible Assets | F-25 |
| NOTE 9 Goodwill | F-26 |
| NOTE 10 Leases | F-26 |
| NOTE 11 Other Assets | F-28 |
| NOTE 12 Short-term Borrowings | F-28 |
| NOTE 13 Accrued Liabilities | F-29 |
| NOTE 14 Long-term Debt | F-29 |
| NOTE 15 Other Liabilities | F-31 |
| NOTE 16 Retirement and Savings Benefit Plans | F-32 |
| NOTE 17 Capital and Accumulated Other Comprehensive Income (Loss) | F-36 |
| NOTE 18 Stock-based Compensation | F-38 |
| NOTE 19 Income Taxes | F-41 |
| NOTE 20 Reportable Segment Information | F-45 |
| NOTE 21 Commitments and Contingencies | F-48 |
| NOTE 22 Earnings Per Share | F-48 |
| NOTE 23 Fair Value Measurements | F-49 |
| NOTE 24 Derivative Financial Instruments and Hedging Activities | F-51 |
| NOTE 25 Supplemental Cash Flow Information | F-53 |
| NOTE 26 Restructuring | F-53 |
| NOTE 27 Subsequent Events | F-54 |

VF CORPORATION
Notes to Consolidated Financial Statements
March 2022

NOTE 1 — SUMMARY OF SIGNIFICANT ACCOUNTING POLICIES

Description of Business

VF Corporation (together with its subsidiaries, collectively known as "VF" or the "Company") is a global apparel, footwear and accessories company based in the United States. VF designs, procures, markets and distributes a variety of branded products, including outerwear, footwear, apparel, backpacks, luggage and accessories for consumers of all ages. Products are marketed under VF-owned brand names.

Basis of Presentation

The consolidated financial statements and related disclosures are presented in accordance with generally accepted accounting principles in the U.S. ("GAAP"). The consolidated financial statements include the accounts of VF and its controlled subsidiaries, after elimination of intercompany transactions and balances.

On June 28, 2021, VF completed the sale of its Occupational Workwear business. The Occupational Workwear business was comprised primarily of the following brands and businesses: *Red Kap*®, *VF Solutions*®, *Bulwark*®, *Workrite*®, *Walls*®, *Terra*®, *Kodiak*®, *Work Authority*® and *Horace Small*®. The business also included the license of certain *Dickies*® occupational workwear products that have historically been sold through the business-to-business channel. The results of the Occupational Workwear business and the related cash flows have been reported as discontinued operations in the Consolidated Statements of Operations and Consolidated Statements of Cash Flows, respectively, through the date of sale. The related held-for-sale assets and liabilities have been reported as assets and liabilities of discontinued operations in the Consolidated Balance Sheets, through the date of sale. These changes have been applied to all periods presented.

On May 22, 2019, VF completed the spin-off of its Jeans business, which included the *Wrangler*®, *Lee*® and *Rock & Republic*® brands, as well as the *VF Outlet*™ business, into an independent, publicly traded company. As a result, VF reported the operating results for the Jeans business and the related cash flows as discontinued operations in the Consolidated Statements of Operations and Consolidated Statements of Cash Flows, respectively, through the date of sale. These changes have been applied to all periods presented.

Unless otherwise noted, discussion within these notes to the consolidated financial statements relates to continuing operations. Refer to Note 4 for additional information on discontinued operations.

Fiscal Year

VF operates and reports using a 52/53 week fiscal year ending on the Saturday closest to March 31 of each year. VF's current fiscal year ran from April 4, 2021 through April 2, 2022 ("Fiscal 2022"). All references to the periods ended March 2022, March 2021 and March 2020 relate to the 52-week fiscal year ended April 2, 2022, the 53-week fiscal year ended April 3, 2021 ("Fiscal 2021") and the 52-week fiscal year ended March 28, 2020 ("Fiscal 2020"), respectively. Certain foreign subsidiaries reported using a March 31 year-end for Fiscal 2022, 2021 and 2020 due to local statutory

requirements. The impact to VF's consolidated financial statements is not material.

Impact of COVID-19

The coronavirus ("COVID-19") pandemic significantly impacted global economic conditions, as well as VF's business operations and financial performance during Fiscal 2022 and Fiscal 2021. VF continued to experience temporary store closures of our VF-operated retail stores during Fiscal 2022 due to COVID-19, however, the closures were less significant overall than in Fiscal 2021. COVID-19 has also impacted some of VF's suppliers, including third-party manufacturers, logistics providers and other vendors. The resurgence of COVID-19 lockdowns in key sourcing countries resulted in additional manufacturing capacity constraints during Fiscal 2022; however, the situation has improved over time. Additionally, Fiscal 2022 was impacted by continued port congestion, lengthened transit times, equipment availability and other logistics challenges. These issues caused significant product delays, which resulted in challenges to timely meet customer demand in Fiscal 2022; however, VF worked with its suppliers to minimize disruption and employed expedited freight as needed.

Russia-Ukraine Conflict

In response to the ongoing conflict in Ukraine, all VF-operated retail locations within Russia are currently closed and commercial shipments to both Russia and Ukraine are suspended. Revenues in Russia and Ukraine represented less than 1% of VF's total Fiscal 2022 revenue. While we are not able to determine the ultimate length and severity of the conflict, we currently do not expect significant disruption to our business.

Use of Estimates

In preparing the consolidated financial statements in accordance with GAAP, management makes estimates and assumptions that affect amounts reported in the consolidated financial statements and accompanying notes. The duration and severity of COVID-19 and the conflict between Russia and Ukraine, and the impact on VF's business is subject to uncertainty; however, the estimates and assumptions made by management include those related to COVID-19 and the Russia-Ukraine conflict based on available information. Actual results may differ from those estimates.

Foreign Currency Translation and Transaction

The financial statements of most foreign subsidiaries are measured using the foreign currency as the functional currency. Assets and liabilities denominated in a foreign currency are translated into U.S. dollars using exchange rates in effect at the balance sheet date, and revenues and expenses are translated at average exchange rates during the period. Resulting translation gains and losses, and transaction gains and losses on long-term advances to foreign subsidiaries, are reported in other comprehensive income (loss) ("OCI").

Foreign currency transactions are denominated in a currency other than the functional currency of a particular entity. These transactions generally result in receivables or payables that are fixed in the foreign currency. Transaction gains or losses arise

VF CORPORATION
Notes to Consolidated Financial Statements
March 2022

when exchange rate fluctuations either increase or decrease the functional currency cash flows from the originally recorded transaction. As discussed in Note 24, VF enters into derivative contracts to manage foreign currency risk on certain of these transactions. Foreign currency transaction gains and losses reported in the Consolidated Statements of Operations, net of the related hedging losses and gains, were a loss of \$6.7 million in the year ended March 2022 and a gain of \$2.6 million and \$2.9 million in the years ended March 2021 and 2020, respectively.

Business Combinations

VF accounts for business combinations using the acquisition method of accounting. Under the acquisition method, the consolidated financial statements reflect the operations of an acquired business starting from the closing date of the acquisition. All assets acquired and liabilities assumed are recorded at fair value as of the acquisition date. VF allocates the purchase price of an acquired business to the fair values of the tangible and identifiable intangible assets acquired and liabilities assumed, with any excess purchase price recorded as goodwill. Contingent consideration, if any, is included within the purchase price and is recognized at its fair value on the acquisition date. In subsequent reporting periods, any contingent consideration liabilities are remeasured at fair value with changes recognized in operating income. During the measurement period, which is up to one year from the acquisition date, adjustments to the assets acquired and liabilities assumed may be recorded, with the corresponding offset to goodwill.

Cash and Equivalents

Cash and equivalents are demand deposits, receivables from third-party credit card processors and highly liquid investments that mature within three months of their purchase dates. Cash equivalents totaling \$326.0 million and \$319.5 million at March 2022 and 2021, respectively, consist of money market funds and short-term time deposits.

Accounts Receivable

Trade accounts receivable are recorded at invoiced amounts, less contractual allowances for trade terms, sales incentive programs and discounts. Royalty receivables are recorded at amounts earned based on the licensees' sales of licensed products, subject in some cases to contractual minimum royalties due from individual licensees. VF maintains an allowance for doubtful accounts for estimated losses that will result from the inability of customers and licensees to make required payments. The allowance is determined based on review of specific customer accounts where collection is doubtful, as well as an assessment of the collectability of total receivables, which are grouped based on similar risk characteristics, considering historical trends, adjusted for current economic conditions and reasonable and supportable forecasts when appropriate. The allowance represents the current estimate of lifetime expected credit losses for all outstanding accounts receivable and reflects the Company's ongoing evaluation of collectability, customer creditworthiness, historical levels of credit losses and future expectations. Receivables are written off against the allowance when it is determined that the amounts will not be recovered.

Inventories

Inventories are stated at the lower of cost or net realizable value. Cost is determined on the first-in, first-out method and is net of discounts or rebates received from vendors. Management performs an evaluation to estimate net realizable value using a systematic and consistent methodology of forecasting future demand, market conditions and selling prices less costs of disposal. If the estimated net realizable value is less than cost, VF provides an allowance to reflect the lower value of that inventory. This methodology recognizes inventory exposures at the time such losses are evident rather than at the time goods are actually sold. Historically, these estimates of future demand and selling prices have not varied significantly from actual results due to VF's timely identification and ability to rapidly dispose of these distressed inventories.

Long-lived Assets, Including Intangible Assets and Goodwill

Property, plant and equipment, intangible assets and goodwill are initially recorded at cost. VF capitalizes improvements to property, plant and equipment that substantially extend the useful life of the asset, and interest cost incurred during construction of major assets. Repair and maintenance costs are expensed as incurred.

Cost for acquired intangible assets represents the fair value at acquisition date, which is generally based on the present value of expected cash flows. Trademark intangible assets represent individual acquired trademarks, some of which are registered in multiple countries. Customer relationship intangible assets are based on the value of relationships with wholesale customers in place at the time of acquisition.

Goodwill represents the excess of cost of an acquired business over the fair value of net tangible assets and identifiable intangible assets acquired. Goodwill is assigned at the reporting unit level.

Depreciation of property, plant and equipment is computed using the straight-line method over the estimated useful lives of the assets, ranging from 3 to 10 years for machinery and equipment and up to 40 years for buildings. Amortization expense for leasehold improvements and assets under finance leases is recognized over the shorter of their estimated useful lives or the lease terms, and is included in depreciation expense.

Intangible assets determined to have indefinite lives, consisting of major trademarks and trade names, are not amortized. Other intangible assets determined to have a finite life primarily consist of customer relationships, which are amortized over their estimated useful lives ranging from 11 to 24 years using an accelerated method consistent with the timing of benefits expected to be received.

Depreciation and amortization expense related to obtaining finished goods inventories is included in cost of goods sold, and other depreciation and amortization expense is included in selling, general and administrative expenses.

VF's policy is to review property, plant and equipment and amortizable intangible assets for possible impairment whenever events or changes in circumstances indicate that the carrying amount of an asset or asset group may not be recoverable. If forecasted pre-tax undiscounted cash flows to be generated by

VF CORPORATION
Notes to Consolidated Financial Statements
March 2022

the asset are not expected to recover the asset's carrying value, an impairment charge is recorded for the excess of the asset's carrying value over its estimated fair value.

VF's policy is to evaluate indefinite-lived intangible assets and goodwill for possible impairment as of the beginning of the fourth quarter of each fiscal year, or whenever events or changes in circumstances indicate that the fair value of such assets may be below their carrying amount. VF may first assess qualitative factors as a basis for determining whether it is necessary to perform quantitative impairment testing. If VF determines that it is more likely than not that the fair value of an asset or reporting unit is more than its carrying value, then no further testing is required. Otherwise, the assets must be quantitatively tested for impairment.

An indefinite-lived intangible asset is quantitatively evaluated for possible impairment by comparing the estimated fair value of the asset with its carrying value. An impairment charge is recorded if the carrying value of the asset exceeds its estimated fair value.

Goodwill is quantitatively evaluated for possible impairment by comparing the estimated fair value of a reporting unit with its carrying value, including the goodwill assigned to that reporting unit. An impairment charge is recorded if the carrying value of the reporting unit exceeds its estimated fair value.

Leases

VF adopted the new lease accounting standard at the beginning of Fiscal 2020. VF determines if an arrangement is or contains a lease at contract inception and determines its classification as an operating or finance lease at lease commencement. The Company leases certain retail locations, office space, distribution facilities, machinery and equipment, and vehicles. While the substantial majority of these leases are operating leases, one of VF's distribution centers is a finance lease.

Leases for real estate typically have initial terms ranging from 3 to 15 years, generally with renewal options. Leases for equipment typically have initial terms ranging from 2 to 5 years and vehicle leases typically have initial terms ranging from 1 to 8 years. In determining the lease term used in the lease right-of-use asset and lease liability calculations, the Company considers various factors such as market conditions and the terms of any renewal or termination options that may exist. When deemed reasonably certain, the renewal and termination options are included in the determination of the lease term and calculation of the lease right-of-use assets and lease liabilities. The Company has made an accounting policy election to not recognize right-of-use assets and lease liabilities for leases with terms of 12 months or less.

Most leases have fixed rental payments. Many of the real estate leases also require additional variable payments for occupancy-related costs, real estate taxes and insurance, as well as other payments (i.e., contingent rent) owed when sales at individual retail store locations exceed a stated base amount. Variable lease payments are excluded from the measurement of the lease liability and are recognized in profit and loss in the period in which the event or conditions that triggers those payments occur.

Certain leases contain both lease and non-lease components. For leases associated with specific asset classes, including certain real estate, vehicles, manufacturing machinery and IT equipment, VF has elected the practical expedient which permits entities to account for separate lease and non-lease components as a single component. For all other lease contracts, the Company accounts for each lease component separately from the non-lease components of the contract. When applicable, VF will measure the consideration to be paid pursuant to the agreement and allocate this consideration to the lease and non-lease components based on relative standalone prices.

VF estimates the amount it expects to pay to the lessor under a residual value guarantee and includes it in lease payments used to measure the lease liability only for amounts probable of being owed by VF at the commencement date.

VF calculates lease liabilities as the present value of lease payments over the lease term at commencement date. Lease right-of-use assets are calculated based on the initial measurement of the respective lease liabilities adjusted for any lease payments made to the lessor at or before the commencement date, lease incentives received and initial direct costs incurred. When readily determinable, the Company uses the implicit rate to determine the present value of lease payments, which generally does not happen in practice. As the rate implicit in the majority of the Company's leases is not readily determinable, the Company uses its incremental borrowing rate based on the information available at the lease commencement date, including the lease term, currency, country specific risk premium and adjustments for collateralized debt.

Operating lease expense is recorded as a single lease cost on a straight-line basis over the lease term. For finance leases, right-of-use asset amortization and interest on lease liabilities are presented separately in the Consolidated Statements of Operations. The Company does not have material subleases.

The Company assesses whether a sale leaseback transaction qualifies as a sale when the transaction occurs. For transactions qualifying as a sale, VF derecognizes the underlying asset and recognizes the entire gain or loss at the time of the sale. The corresponding lease entered into with the buyer-lessor is accounted for as an operating lease. During the year ended March 2020, the Company entered into a sale leaseback transaction for certain office real estate and related assets. The transaction qualified as a sale, and thus the Company recognized a gain of \$11.3 million resulting from the transaction during the year ended March 2020.

Defined Benefit Pension Plans

VF sponsors various defined benefit pension plans in the U.S. and in certain international jurisdictions. The Company's U.S. plans, including a noncontributory qualified defined benefit pension plan and an unfunded supplemental defined benefit pension plan, were frozen for all future benefit accruals, effective December 31, 2018.

The funded status of defined benefit pension plans is recorded as a net asset or liability in the Consolidated Balance Sheets based on the difference between the projected benefit obligations and the fair value of plan assets, which is assessed

VF CORPORATION
Notes to Consolidated Financial Statements
March 2022

on a plan-by-plan basis. The changes in funded status of defined benefit pension plans, primarily related to actuarial gains and losses arising from differences between actual experience and actuarial assumptions, are recognized in the year in which the changes occur and reported in the Consolidated Statements of Comprehensive Income.

VF reports the service component of net periodic pension cost (income) within operating income and the other components of net periodic pension cost, which include interest cost, expected return on plan assets, settlement charges, curtailments and amortization of deferred actuarial losses and prior service costs (credits), in the other income (expense), net line item of the Consolidated Statements of Operations.

Derivative Financial Instruments

Derivative financial instruments are measured at fair value in the Consolidated Balance Sheets. Unrealized gains and losses are recognized as assets and liabilities, respectively, and classified as current or noncurrent based on the derivatives' maturity dates. The accounting for changes in the fair value of derivative instruments (i.e., gains and losses) depends on the intended use of the derivative, whether the Company has elected to designate a derivative in a hedging relationship and apply hedge accounting and whether the hedging relationship has satisfied the criteria necessary to apply hedge accounting. To qualify for hedge accounting treatment, all hedging relationships must be formally documented at the inception of the hedges and must be highly effective in offsetting changes to future cash flows of hedged transactions. VF's hedging practices are described in Note 24. VF does not use derivative instruments for trading or speculative purposes. Hedging cash flows are classified in the Consolidated Statements of Cash Flows in the same category as the items being hedged.

VF formally documents hedging instruments and hedging relationships at the inception of each contract. Further, at the inception of a contract and on an ongoing basis, VF assesses whether the hedging instruments are highly effective in offsetting the risk of the hedged transactions. When hedging instruments are determined to not be highly effective, hedge accounting treatment is discontinued, and any future changes in fair value of the instruments are recognized immediately in net income. Unrealized gains or losses related to hedging instruments remain in accumulated OCI until the hedged forecasted transaction occurs and impacts earnings. If the hedged forecasted transaction is deemed probable of not occurring, any unrealized gains or losses in accumulated OCI are immediately recognized in net income.

VF also uses derivative contracts to manage foreign currency exchange risk on certain assets and liabilities, and to hedge the exposure on the foreign currency denominated purchase price of acquisitions. These contracts are not designated as hedges, and are measured at fair value in the Consolidated Balance Sheets with changes in fair value recognized directly in net income.

The counterparties to the derivative contracts are financial institutions having at least A-rated investment grade credit ratings. To manage its credit risk, VF continually monitors the credit risks of its counterparties, limits its exposure in the aggregate and to any single counterparty, and adjusts its hedging positions as appropriate. The impact of VF's credit risk

and the credit risk of its counterparties, as well as the ability of each party to fulfill its obligations under the contracts, is considered in determining the fair value of the derivative contracts. Credit risk has not had a significant effect on the fair value of VF's derivative contracts. VF does not have any credit risk-related contingent features or collateral requirements with its derivative contracts.

Revenue Recognition

Revenue is recognized when performance obligations under the terms of a contract with the customer are satisfied based on the transfer of control of promised goods or services. The transfer of control typically occurs at a point in time based on consideration of when the customer has (i) an obligation to pay for, (ii) physical possession of, (iii) legal title to, (iv) risks and rewards of ownership of, and (v) accepted the goods or services. The timing of revenue recognition within the wholesale channel occurs either on shipment or delivery of goods based on contractual terms with the customer. The timing of revenue recognition in the direct-to-consumer channel generally occurs at the point of sale within VF-operated or concession retail stores and either on shipment or delivery of goods for e-commerce transactions based on contractual terms with the customer. For finished products shipped directly to customers from our suppliers, the Company's promise to the customer is a performance obligation to provide the specified goods, and thus the Company is the principal in the arrangement and revenue is recognized on a gross basis at the transaction price.

The duration of contractual arrangements with our customers in the wholesale and direct-to-consumer channels is typically less than one year. Payment terms with wholesale customers are generally between 30 and 60 days while direct-to-consumer arrangements have shorter terms. The Company does not adjust the promised amount of consideration for the effects of a significant financing component as it is expected, at contract inception, that the period between the transfer of the promised good or service to the customer and the customer payment for the good or service will be one year or less.

The amount of revenue recognized in both wholesale and direct-to-consumer channels reflects the expected consideration to be received for providing the goods or services to the customer, which includes estimates for variable consideration. Variable consideration includes allowances for trade terms, sales incentive programs, discounts, markdowns, chargebacks and product returns. Estimates of variable consideration are determined at contract inception and reassessed at each reporting date, at a minimum, to reflect any changes in facts and circumstances. The Company utilizes the expected value method in determining its estimates of variable consideration, based on evaluations of specific product and customer circumstances, historical and anticipated trends, and current economic conditions. Allowances for estimates of sales incentive programs, discounts, markdowns, chargebacks and returns are recorded as accrued liabilities in the Consolidated Balance Sheets.

Certain products sold by the Company include an assurance warranty. Product warranty costs are estimated based on historical and anticipated trends, and are recorded as cost of goods sold at the time revenue is recognized.

VF CORPORATION
Notes to Consolidated Financial Statements
March 2022

Revenue from the sale of gift cards is deferred and recorded as a contract liability until the gift card is redeemed by the customer, factoring in breakage as appropriate.

Various VF brands maintain customer loyalty programs where customers earn rewards from qualifying purchases or activities, which are redeemable for discounts on future purchases or other rewards. For its customer loyalty programs, the Company estimates the standalone selling price of the loyalty rewards and allocates a portion of the consideration for the sale of products to the loyalty points earned. The deferred amount is recorded as a contract liability, and is recognized as revenue when the points are redeemed or when the likelihood of redemption is remote.

The Company has elected to treat all shipping and handling activities as fulfillment costs and recognize the costs as selling, general and administrative expenses at the time the related revenue is recognized. Shipping and handling costs billed to customers are included in net revenues. Sales taxes and value added taxes collected from customers and remitted directly to governmental authorities are excluded from the transaction price.

The Company has licensing agreements for its symbolic intellectual property, most of which include minimum guaranteed royalties. Royalty income is recognized as earned over the respective license term based on the greater of minimum guarantees or the licensees' sales of licensed products at rates specified in the licensing contracts. Royalty income related to the minimum guarantees is recognized using a measure of progress with variable amounts recognized only when the cumulative earned royalty exceeds the minimum guarantees.

The Company has applied the practical expedient to recognize incremental costs of obtaining a contract as an expense when incurred if the amortization period of the asset that otherwise would have been recognized is one year or less. The Company has also elected the practical expedients to not disclose the transaction price allocated to remaining performance obligations for (i) variable consideration related to sales-based royalty arrangements, and (ii) contracts with an original expected duration of one year or less.

Cost of Goods Sold

Cost of goods sold for purchased finished goods includes the purchase costs and related overhead. Overhead includes all costs related to purchasing finished goods, including costs of planning, purchasing, quality control, depreciation, freight, duties, royalties paid to third parties and shrinkage. For product lines with a warranty, a provision for estimated future repair or replacement costs, based on historical and anticipated trends, is recorded when these products are sold.

Selling, General and Administrative Expenses

Selling, general and administrative expenses include costs of product development, selling, marketing and advertising, VF-operated retail stores, concession retail stores, warehousing, distribution, shipping and handling, licensing and administration. Advertising costs are expensed as incurred and totaled \$840.6 million, \$608.1 million and \$756.3 million in the years ended March 2022, 2021 and 2020, respectively. Advertising costs

include cooperative advertising payments made to VF's customers as reimbursement for certain costs of advertising VF's products, which totaled \$16.2 million, \$11.1 million and \$20.2 million in the years ended March 2022, 2021 and 2020, respectively. Shipping and handling costs for delivery of products to customers totaled \$634.2 million, \$557.5 million and \$409.4 million in the years ended March 2022, 2021 and 2020, respectively. Expenses related to royalty income were \$0.9 million, \$1.7 million and \$2.1 million in the years ended March 2022, 2021 and 2020, respectively.

Stock-based Compensation

VF accounts for all stock-based payments to employees and non-employee directors based on their respective grant date fair values. Compensation cost for all awards expected to vest is recognized over the shorter of the requisite service period or the vesting period, including accelerated recognition for retirement-eligible employees. Awards that do not vest are forfeited. Generally, dividend equivalents accrue without compounding and are payable in additional shares of VF common stock upon vesting.

VF uses a lattice option-pricing model to estimate the fair value of stock options granted to employees and non-employee directors. VF's performance-based awards are based on management achieving both performance and market-based financial targets. The grant date fair value of market conditions is determined using a Monte Carlo simulation technique incorporating option-pricing model inputs.

Dividends

Dividends declared on common stock are recorded as a reduction of retained earnings to the extent retained earnings are available at the close of the period prior to the date of the declared dividend. Dividends declared in excess of retained earnings are recorded as a reduction of additional paid-in-capital.

Self-insurance

VF is self-insured for a significant portion of its employee medical, workers' compensation, vehicle, property and general liability exposures. Liabilities for self-insured exposures are accrued at the present value of amounts expected to be paid based on historical claims experience and actuarial data for forecasted settlements of claims filed and for incurred but not yet reported claims. Accruals for self-insured exposures are included in current and noncurrent liabilities based on the expected periods of payment. Excess liability insurance has been purchased to limit the amount of self-insured risk on claims.

Income Taxes

Income taxes are provided on pre-tax income for financial reporting purposes. Income taxes are based on amounts of taxes payable or refundable in the current year and on expected future tax consequences of events that are recognized in the consolidated financial statements in different periods than they are recognized in tax returns. As a result of timing of recognition and measurement differences between financial accounting standards and income tax laws, temporary differences arise between amounts of pre-tax financial statement income and

VF CORPORATION
Notes to Consolidated Financial Statements
March 2022

taxable income, and between reported amounts of assets and liabilities in the Consolidated Balance Sheets and their respective tax bases. Deferred income tax assets and liabilities reported in the Consolidated Balance Sheets reflect the estimated future tax impact of these temporary differences and net operating loss and net capital loss carryforwards, based on tax rates currently enacted for the years in which the differences are expected to be settled or realized. Realization of deferred tax assets is dependent on future taxable income in specific jurisdictions. Valuation allowances are used to reduce deferred tax assets to amounts considered more likely than not to be realized. Accrued income taxes in the Consolidated Balance Sheets include unrecognized income tax benefits, along with related interest and penalties, appropriately classified as current or noncurrent. All deferred tax assets and liabilities are classified as noncurrent in the Consolidated Balance Sheets. The provision for income taxes also includes estimated interest and penalties related to uncertain tax positions.

Earnings Per Share

Basic earnings per share is computed by dividing net income by the weighted average number of shares of Common Stock outstanding during the period. Diluted earnings per share assumes conversion of potentially dilutive securities such as stock options, restricted stock units and restricted stock.

Concentration of Risks

VF markets products to a broad customer base throughout the world. Products are sold at a range of price points through various wholesale and direct-to-consumer channels. VF's ten largest customers accounted for approximately 17% of Fiscal 2022 total revenues. Sales to VF's largest customer accounted for approximately 2% of Fiscal 2022 total revenues. Sales are generally made on an unsecured basis under customary terms that may vary by product, channel of distribution or geographic region. VF continuously monitors the creditworthiness of its customers and has established internal policies regarding customer credit limits. The breadth of product offerings, combined with the large number and geographic diversity of its customers, limits VF's concentration of risks.

Legal and Other Contingencies

Management periodically assesses liabilities and contingencies in connection with legal proceedings and other claims that may arise from time to time. When it is probable that a loss has been or will be incurred, an estimate of the loss is recorded in the consolidated financial statements. Estimates of losses are

adjusted when additional information becomes available or circumstances change. A contingent liability is disclosed when there is at least a reasonable possibility that a material loss may have been incurred. Management believes, based on available information, that the outcome of any outstanding or pending matters, individually and in the aggregate, will not have a material adverse effect on the consolidated financial statements. Refer to Note 21 for additional information.

Reclassifications

Certain prior year amounts have been reclassified to conform with the Fiscal 2022 presentation.

Recently Adopted Accounting Standards

In December 2019, the Financial Accounting Standards Board ("FASB") issued Accounting Standards Update ("ASU") No. 2019-12, "Income Taxes (Topic 740): Simplifying the Accounting for Income Taxes", an update that amends and simplifies the accounting for income taxes by removing certain exceptions in existing guidance and providing new guidance to reduce complexity in certain areas. The guidance became effective for VF in the first quarter of Fiscal 2022, but did not have a material impact on VF's consolidated financial statements.

Recently Issued Accounting Standards

In March 2020 and January 2021, the FASB issued ASU No. 2020-04, "Reference Rate Reform (Topic 848): Facilitation of the Effects of Reference Rate Reform on Financial Reporting" and ASU No. 2021-01, "Reference Rate Reform (Topic 848): Scope", respectively. This guidance provides optional expedients and exceptions for applying GAAP to contracts, hedging relationships and other transactions affected by reference rate reform if certain criteria are met. The optional guidance is provided to ease the potential burden of accounting for reference rate reform. The guidance is effective and can be adopted no later than December 31, 2022. The Company does not expect this guidance to have a material impact on VF's consolidated financial statements.

In November 2021, the FASB issued ASU No. 2021-10, "Government Assistance (Topic 832): Disclosures by Business Entities about Government Assistance", an update that requires annual disclosures about government assistance, including the types of assistance and the effect on the financial statements. The guidance will be effective for VF in Fiscal 2023 with early adoption permitted. The Company is evaluating the impact that adopting this guidance will have on VF's disclosures.

NOTE 2 — REVENUES

Contract Balances

Contract assets are rights to consideration in exchange for goods or services that have been transferred to a customer when that right is conditional on something other than the passage of time. Once the Company has an unconditional right to consideration under a contract, amounts are invoiced and contract assets are reclassified to accounts receivable. The Company's primary contract assets relate to sales-based royalty arrangements, which are discussed in more detail within Note 1.

Contract liabilities are recorded when a customer pays consideration, or the Company has a right to an amount of consideration that is unconditional, before the transfer of a good or service to the customer and thus represent the Company's obligation to transfer the good or service to the customer at a future date. The Company's primary contract liabilities relate to gift cards, loyalty programs and sales-based royalty arrangements, which are discussed in more detail within Note 1, and order deposits.

VF CORPORATION
Notes to Consolidated Financial Statements
March 2022

The following table provides information about contract assets and contract liabilities:

| (In thousands) | March 2022 | March 2021 |
|-------------------------------------|------------|------------|
| Contract assets ^(a) | \$ 1,065 | \$ 880 |
| Contract liabilities ^(b) | 71,067 | 49,869 |

^(a) Included in the other current assets line item in the Consolidated Balance Sheets.

^(b) Included in the accrued liabilities line item in the Consolidated Balance Sheets.

For the year ended March 2022, the Company recognized \$329.5 million of revenue that was included in the contract liability balance during the year, including amounts recorded as a contract liability and subsequently recognized as revenue as performance obligations were satisfied within the same period, such as order deposits from customers. The change in the contract asset and contract liability balances primarily results from the timing differences between the Company's satisfaction of performance obligations and the customer's payment.

Performance Obligations

As of March 2022, the Company expects to recognize \$80.5 million of fixed consideration related to the future

minimum guarantees in effect under its licensing agreements and expects such amounts to be recognized over time based on the contractual terms through March 2031.

As of March 2022, there are no arrangements with transaction price allocated to remaining performance obligations other than contracts for which the Company has applied the practical expedients and the fixed consideration related to future minimum guarantees discussed above.

For the year ended March 2022, revenue recognized from performance obligations satisfied, or partially satisfied, in prior periods was not material.

Disaggregation of Revenue

The following tables disaggregate our revenues by channel and geography, which provides a meaningful depiction of how the nature, timing and uncertainty of revenues are affected by economic factors.

| (In thousands) | Year Ended March 2022 | | | | |
|----------------------------|-----------------------|---------------------|---------------------|---------------|----------------------|
| | Outdoor | Active | Work | Other | Total |
| Channel revenues | | | | | |
| Wholesale | \$ 3,194,881 | \$ 2,256,444 | \$ 919,080 | \$ 785 | \$ 6,371,190 |
| Direct-to-consumer | 2,115,056 | 3,102,231 | 186,788 | — | 5,404,075 |
| Royalty | 17,631 | 21,663 | 27,281 | — | 66,575 |
| Total | \$ 5,327,568 | \$ 5,380,338 | \$ 1,133,149 | \$ 785 | \$ 11,841,840 |
| Geographic revenues | | | | | |
| United States | \$ 2,472,262 | \$ 2,869,124 | \$ 836,129 | \$ 785 | \$ 6,178,300 |
| International: | | | | | |
| Europe | 1,877,502 | 1,432,260 | 89,537 | — | 3,399,299 |
| Asia-Pacific | 701,131 | 792,208 | 143,906 | — | 1,637,245 |
| Americas (non-U.S.) | 276,673 | 286,746 | 63,577 | — | 626,996 |
| Total | \$ 5,327,568 | \$ 5,380,338 | \$ 1,133,149 | \$ 785 | \$ 11,841,840 |

VF CORPORATION
Notes to Consolidated Financial Statements
March 2022

| Year Ended March 2021 | | | | | |
|----------------------------|---------------------|---------------------|-------------------|-----------------|---------------------|
| (In thousands) | Outdoor | Active | Work | Other | Total |
| Channel revenues | | | | | |
| Wholesale | \$ 2,363,575 | \$ 1,970,699 | \$ 734,921 | \$ 4,372 | \$ 5,073,567 |
| Direct-to-consumer | 1,753,923 | 2,167,929 | 191,409 | 321 | 4,113,582 |
| Royalty | 10,103 | 22,228 | 19,350 | — | 51,681 |
| Total | \$ 4,127,601 | \$ 4,160,856 | \$ 945,680 | \$ 4,693 | \$ 9,238,830 |
| Geographic revenues | | | | | |
| United States | \$ 1,861,090 | \$ 2,153,605 | \$ 621,009 | \$ — | \$ 4,635,704 |
| International: | | | | | |
| Europe | 1,430,402 | 1,075,489 | 107,339 | 4,693 | 2,617,923 |
| Asia-Pacific | 639,179 | 728,072 | 161,119 | — | 1,528,370 |
| Americas (non-U.S.) | 196,930 | 203,690 | 56,213 | — | 456,833 |
| Total | \$ 4,127,601 | \$ 4,160,856 | \$ 945,680 | \$ 4,693 | \$ 9,238,830 |

| Year Ended March 2020 | | | | | |
|----------------------------|---------------------|---------------------|-------------------|------------------|----------------------|
| (In thousands) | Outdoor | Active | Work | Other | Total |
| Channel revenues | | | | | |
| Wholesale | \$ 2,855,043 | \$ 2,479,965 | \$ 723,923 | \$ 29,976 | \$ 6,088,907 |
| Direct-to-consumer | 1,775,127 | 2,417,386 | 140,924 | 8,778 | 4,342,215 |
| Royalty | 13,786 | 22,076 | 21,572 | — | 57,434 |
| Total | \$ 4,643,956 | \$ 4,919,427 | \$ 886,419 | \$ 38,754 | \$ 10,488,556 |
| Geographic revenues | | | | | |
| United States | \$ 2,289,353 | \$ 2,626,186 | \$ 604,778 | \$ — | \$ 5,520,317 |
| International: | | | | | |
| Europe | 1,507,398 | 1,280,798 | 106,896 | 24,501 | 2,919,593 |
| Asia-Pacific | 576,174 | 659,609 | 118,756 | — | 1,354,539 |
| Americas (non-U.S.) | 271,031 | 352,834 | 55,989 | 14,253 | 694,107 |
| Total | \$ 4,643,956 | \$ 4,919,427 | \$ 886,419 | \$ 38,754 | \$ 10,488,556 |

NOTE 3 — ACQUISITION

On December 28, 2020, VF acquired 100% of the outstanding shares of Supreme Holdings, Inc. ("Supreme") for \$2.2 billion in cash, subject to working capital and other adjustments. The transaction also included \$0.2 billion of cash acquired by VF. The purchase price was primarily funded with cash on hand. The purchase price decreased by \$3.8 million during the year ended March 2022, related to the final working capital adjustment.

The acquisition of Supreme includes a contingent arrangement that requires additional cash consideration to be paid to the selling shareholders of Supreme ranging from zero to \$300.0 million, subject to the achievement of certain financial targets over the one-year earn-out period ended January 31, 2022. The initial estimated fair value of the contingent consideration of \$207.0 million was included in the purchase price and reported

in the other liabilities line item in the Consolidated Balance Sheet at March 2021. The estimated fair value of the contingent consideration was determined based on the probability-weighted present value of various future cash payment outcomes. In subsequent reporting periods, the contingent consideration liability has been remeasured at fair value with changes recognized in the selling, general and administrative expenses line item in the Consolidated Statements of Operations. Refer to Note 23 for additional information on fair value measurements.

Supreme was a privately-held company based in New York, New York and is a global streetwear leader that sells apparel, accessories and footwear under its namesake brand, *Supreme*®, through direct-to-consumer channels, including digital. The acquisition of Supreme accelerates VF's long-term growth

VF CORPORATION
Notes to Consolidated Financial Statements
March 2022

strategy and builds on a long-standing relationship between Supreme and VF, with the *Supreme*® brand being a regular collaborator with VF's *Vans*®, *The North Face*® and *Timberland*® brands. The acquisition also provides VF with deeper access to attractive consumer segments and the ability to leverage VF's enterprise platforms and capabilities to enable sustainable long-term growth.

In connection with the acquisition, VF deposited in escrow 605,050 shares of VF Common Stock. The common shares are subject to certain future service requirements and vest over periods of up to four years. For accounting purposes, VF will recognize the stock-based compensation cost for the fair value of these awards of \$51.7 million over the vesting periods.

For the year ended March 2022, Supreme contributed revenues of \$561.5 million and net income of \$82.4 million. For the period

from December 28, 2020 through April 3, 2021, Supreme contributed revenues of \$142.0 million, and net income of \$21.5 million. The results of Supreme have been reported in the Active segment since the date of acquisition. Total transaction expenses for the Supreme acquisition were \$8.7 million, all of which were recognized in the year ended March 2021 in the selling, general and administrative expenses line item in the Consolidated Statement of Operations.

Goodwill decreased by \$0.7 million during the nine months ended December 2021 due to the net impact of a measurement period adjustment for income tax matters and the final working capital adjustment. The purchase price allocation was finalized during the three months ended December 2021.

The following table summarizes the estimated fair values of the Supreme assets acquired and liabilities assumed at the date of acquisition:

| (In thousands) | December 28, 2020 |
|-------------------------------------|---------------------|
| Cash and equivalents | \$ 218,104 |
| Accounts receivable | 19,698 |
| Inventories | 44,937 |
| Other current assets | 40,912 |
| Property, plant and equipment | 18,914 |
| Intangible asset | 1,201,000 |
| Operating lease right-of-use assets | 55,668 |
| Other assets | 58,479 |
| Total assets acquired | 1,657,712 |
| Accounts payable | 25,717 |
| Other current liabilities | 81,816 |
| Operating lease liabilities | 53,062 |
| Deferred income tax liabilities | 280,971 |
| Other liabilities | 35,245 |
| Total liabilities assumed | 476,811 |
| Net assets acquired | 1,180,901 |
| Goodwill | 1,249,594 |
| Purchase price | \$ 2,430,495 |

The purchase price consisted of the following components:

| (In thousands) | December 28, 2020 |
|--------------------------|---------------------|
| Cash consideration | \$ 2,223,495 |
| Contingent consideration | 207,000 |
| Purchase price | \$ 2,430,495 |

The goodwill is attributable to our ability to expand the *Supreme*® brand into new markets, the acquired workforce and future collaboration opportunities for the *Supreme*® brand. All of the goodwill was assigned to the Active segment and will not be deductible for tax purposes.

VF CORPORATION
Notes to Consolidated Financial Statements
March 2022

The *Supreme*® trademark, which management believes to have an indefinite life, has been valued at \$1.2 billion using the relief-from-royalty method, which is an income valuation approach. The relief-from-royalty method requires the use of significant estimates and assumptions, including but not limited to, future revenues, growth rates, royalty rate, tax rates and discount rate.

The following unaudited pro forma summary presents consolidated information of VF as if the acquisition of Supreme had occurred on March 31, 2019:

| | Year Ended March (unaudited) | |
|--|---------------------------------|---------------|
| | 2021 | 2020 |
| (In thousands, except per share amounts) | | |
| Total revenues | \$ 9,677,141 | \$ 10,986,770 |
| Income from continuing operations | 457,330 | 690,450 |
| Earnings per common share from continuing operations | | |
| Basic | \$ 1.17 | \$ 1.75 |
| Diluted | 1.17 | 1.73 |

These pro forma amounts have been calculated after applying VF's accounting policies and adjusting the results of Supreme to reflect the fair value adjustments to intangible assets, property, plant and equipment and inventory. The results of Supreme have also been adjusted for historical interest expense as the acquired business was debt-free on the acquisition date. These changes have been applied from March 31, 2019, with related tax effects.

The pro forma financial information in the year ended March 2021 excludes \$30.6 million of expenses related to Supreme's transaction and deal-related costs, including employee

compensation costs and accelerated vesting of stock options, which were directly attributable to the transaction.

The pro forma financial information in the year ended March 2020 includes \$8.7 million of VF's transaction expenses related to the acquisition.

Pro forma financial information is not necessarily indicative of VF's operating results if the acquisition had been effected at the date indicated, nor is it necessarily indicative of future operating results. Amounts do not include any marketing leverage, or operating efficiencies that VF believes are achievable.

NOTE 4 — DISCONTINUED OPERATIONS

The Company continuously assesses the composition of its portfolio to ensure it is aligned with its strategic objectives and positioned to maximize growth and return to shareholders.

Occupational Workwear Business

On January 21, 2020, VF announced its decision to explore the divestiture of its Occupational Workwear business. The Occupational Workwear business was comprised primarily of the following brands and businesses: *Red Kap*®, *VF Solutions*®, *Bulwark*®, *Workrite*®, *Walls*®, *Terra*®, *Kodiak*®, *Work Authority*® and *Horace Small*®. The business also included the license of certain *Dickies*® occupational workwear products that have historically been sold through the business-to-business channel. As of March 28, 2020, the Occupational Workwear business met the held-for-sale and discontinued operations accounting criteria. Accordingly, the Company has reported the results of the Occupational Workwear business and the related cash flows as discontinued operations in the Consolidated Statements of Operations and Consolidated Statements of Cash Flows, respectively, through the date of sale. The related held-for-sale assets and liabilities have been reported as assets and liabilities of discontinued operations in the Consolidated Balance Sheets, through the date of sale.

On June 28, 2021, VF completed the sale of the Occupational Workwear business. The Company received proceeds of \$616.9 million, net of cash sold, resulting in an estimated after-tax gain on sale of \$146.0 million, which is included in the income from discontinued operations, net of tax line item in the Consolidated

Statement of Operations for the year ended March 2022, and is subject to adjustment for certain income tax matters.

The results of the Occupational Workwear business were previously reported in the Work segment. The results of the Occupational Workwear business recorded in the income from discontinued operations, net of tax line item in the Consolidated Statements of Operations were income of \$170.7 million (including an estimated after-tax gain on sale of \$146.0 million), income of \$53.0 million and income of \$91.2 million (including goodwill and intangible asset impairment charges of \$11.1 million) for the years ended March 2022, 2021 and 2020, respectively.

During the year ended March 2020, management performed quantitative impairment analysis over the Kodiak and Terra reporting unit goodwill and the indefinite-lived trademark intangible assets. Based on the analysis, management recorded a goodwill impairment charge of \$6.1 million and an impairment charge of \$5.0 million on the indefinite-lived intangible assets.

Under the terms of a transition services agreement, the Company will provide certain support services for periods generally between 12 and 24 months from the closing date of the transaction.

Certain corporate overhead costs and segment costs previously allocated to the Occupational Workwear business for segment reporting purposes did not qualify for classification within discontinued operations and have been reallocated to continuing operations.

VF CORPORATION
Notes to Consolidated Financial Statements
March 2022

Jeans Business

On May 22, 2019, VF completed the spin-off of its Jeans business, which included the *Wrangler*®, *Lee*® and *Rock & Republic*® brands, as well as the *VF Outlet*™ business, into an independent, publicly traded company now operating under the name Kontoor Brands, Inc. ("Kontoor Brands") and trading under the symbol "KTB" on the New York Stock Exchange. Accordingly, the Company has reported the results of the Jeans business and the related cash flows as discontinued operations in the Consolidated Statements of Operations and Consolidated Statements of Cash Flows, respectively, through the date of sale.

The results of the Jeans business recorded in the income from discontinued operations, net of tax line item in the Consolidated Statement of Operations was a loss of \$40.9 million for the year ended March 2020, which included \$59.5 million of separation and related expenses.

In connection with the spin-off of the Jeans business, the Company entered into several agreements with Kontoor Brands that govern the relationship of the parties following the spin-off. Under the terms of the agreements, the Company and Kontoor Brands agreed to provide each other certain transitional services including information technology, information management, human resources, employee benefits administration, supply chain, facilities, and other limited finance and accounting related services for periods up to 24 months. VF and Kontoor Brands agreed to continue certain services on commercial terms, primarily related to information technology services, for various periods but no longer than through May 31, 2022. Payments and operating expense reimbursements for transition services are recorded within the reportable segments or within the corporate and other expenses line item, in the reconciliation of segment profit in Note 20, based on the function providing the service.

Summarized Discontinued Operations Financial Information

The following table summarizes the major line items included for the Occupational Workwear business and the Jeans business that are included in the income from discontinued operations, net of tax line item in the Consolidated Statements of Operations:

| | Year Ended March | | |
|---|------------------|------------|--------------|
| | 2022 | 2021 | 2020 |
| (In thousands) | | | |
| Net revenues | \$ 181,424 | \$ 671,574 | \$ 1,199,524 |
| Cost of goods sold | 117,193 | 471,652 | 773,418 |
| Selling, general and administrative expenses | 38,735 | 143,259 | 320,462 |
| Impairment of goodwill and intangible assets | — | — | 11,100 |
| Interest income, net | 194 | 312 | 1,601 |
| Other income (expense), net | 6 | 365 | [687] |
| Income from discontinued operations before income taxes | 25,696 | 57,340 | 95,458 |
| Gain on the sale of discontinued operations before income taxes | 133,970 | — | — |
| Total income from discontinued operations before income taxes | 159,666 | 57,340 | 95,458 |
| Income tax expense (benefit) ^(a) | (11,006) | 4,377 | 45,155 |
| Income from discontinued operations, net of tax | \$ 170,672 | \$ 52,963 | \$ 50,303 |

^(a) Income tax benefit for the year ended March 2022 includes \$12.0 million of deferred tax benefit related to capital and other losses realized upon the sale of the Occupational Workwear business. Income tax expense for the year ended March 2020 includes additional tax expense on nondeductible transaction costs and uncertain tax positions related to the Jeans business.

VF CORPORATION
Notes to Consolidated Financial Statements
March 2022

The following table summarizes the carrying amounts of major classes of assets and liabilities of discontinued operations as of March 2021.

| (In thousands) | March 2021 |
|---|-------------------|
| Cash and equivalents | \$ 34,132 |
| Accounts receivable, net | 103,835 |
| Inventories | 245,227 |
| Other current assets | 8,208 |
| Property, plant and equipment, net | 49,394 |
| Intangible assets, net | 54,471 |
| Goodwill | 43,530 |
| Operating lease right-of-use assets | 43,220 |
| Other assets | 5,561 |
| Total assets of discontinued operations | \$ 587,578 |
| Accounts payable | \$ 59,965 |
| Accrued liabilities | 38,956 |
| Operating lease liabilities | 31,301 |
| Other liabilities | 3,863 |
| Deferred income tax liabilities ^(a) | (8,828) |
| Total liabilities of discontinued operations | \$ 125,257 |

^(a) Deferred income tax balances reflect VF's consolidated netting by jurisdiction.

NOTE 5 — ACCOUNTS RECEIVABLE

| (In thousands) | March 2022 | March 2021 |
|--------------------------------------|---------------------|---------------------|
| Trade | \$ 1,368,550 | \$ 1,232,417 |
| Royalty and other | 127,251 | 99,257 |
| Total accounts receivable | 1,495,801 | 1,331,674 |
| Less allowance for doubtful accounts | 27,959 | 33,654 |
| Accounts receivable, net | \$ 1,467,842 | \$ 1,298,020 |

NOTE 6 — INVENTORIES

| (In thousands) | March 2022 | March 2021 |
|--------------------------|---------------------|---------------------|
| Finished products | \$ 1,353,483 | \$ 983,472 |
| Work-in-process | 50,774 | 54,386 |
| Raw materials | 14,416 | 23,981 |
| Total inventories | \$ 1,418,673 | \$ 1,061,839 |

VF CORPORATION
Notes to Consolidated Financial Statements
March 2022

NOTE 7 — PROPERTY, PLANT AND EQUIPMENT

(In thousands)

| | March 2022 | March 2021 |
|--|---------------------|-------------------|
| Land and improvements | \$ 91,049 | \$ 78,033 |
| Buildings and improvements | 965,802 | 949,447 |
| Machinery and equipment | 1,072,251 | 1,008,530 |
| Property, plant and equipment, at cost | 2,129,102 | 2,036,010 |
| Less accumulated depreciation and amortization | 1,087,325 | 1,060,134 |
| Property, plant and equipment, net | \$ 1,041,777 | \$ 975,876 |

NOTE 8 — INTANGIBLE ASSETS

| (In thousands) | Weighted Average Amortization Period | Amortization Method | Cost | Accumulated Amortization | Net Carrying Amount |
|-------------------------------------|---|------------------------|------------|-----------------------------|---------------------------|
| March 2022 | | | | | |
| Amortizable intangible assets: | | | | | |
| Customer relationships and other | 19 years | Accelerated | \$ 264,691 | \$ 160,988 | \$ 103,703 |
| Indefinite-lived intangible assets: | | | | | |
| Trademarks and trade names | | | | | 2,896,648 |
| Intangible assets, net | | | | | \$ 3,000,351 |

| (In thousands) | Weighted Average Amortization Period | Amortization Method | Cost | Accumulated Amortization | Net Carrying Amount |
|-------------------------------------|---|------------------------|------------|-----------------------------|---------------------------|
| March 2021 | | | | | |
| Amortizable intangible assets: | | | | | |
| Customer relationships and other | 19 years | Accelerated | \$ 277,822 | \$ 156,181 | \$ 121,641 |
| Indefinite-lived intangible assets: | | | | | |
| Trademarks and trade names | | | | | 2,907,904 |
| Intangible assets, net | | | | | \$ 3,029,545 |

The acquired *Supreme*® trademark was included as an indefinite-lived intangible asset as of March 2021. Refer to Note 3 for additional information.

VF did not record any impairment charges in the year ended March 2022. VF recorded impairment charges of \$20.4 million in the year ended March 2021 primarily due to the write-off of certain trademark and customer relationship balances, which

resulted from strategic actions taken by the Company. VF did not record any impairment charges in the year ended March 2020.

Amortization expense for the years ended March 2022, 2021 and 2020 was \$15.6 million, \$17.5 million and \$18.7 million, respectively. Estimated amortization expense for the next five fiscal years is \$14.6 million, \$14.1 million, \$13.6 million, \$12.5 million and \$12.0 million, respectively.

VF CORPORATION
Notes to Consolidated Financial Statements
March 2022

NOTE 9 — GOODWILL

Changes in goodwill are summarized by reportable segment as follows:

| (In thousands) | Outdoor | Active | Work | Total |
|---|-------------------|---------------------|-------------------|---------------------|
| Balance, March 2020 | \$ 653,433 | \$ 389,848 | \$ 112,738 | \$ 1,156,019 |
| Supreme acquisition (Note 3) | — | 1,250,311 | — | 1,250,311 |
| Currency translation | 11,845 | 5,610 | 1,642 | 19,097 |
| Balance, March 2021 | 665,278 | 1,645,769 | 114,380 | 2,425,427 |
| Measurement period adjustment to Supreme acquisition (Note 3) | — | (717) | — | (717) |
| Currency translation | (4,492) | (25,931) | (480) | (30,903) |
| Balance, March 2022 | \$ 660,786 | \$ 1,619,121 | \$ 113,900 | \$ 2,393,807 |

VF did not record any impairment charges in the years ended March 2022 or 2021 based on the results of its goodwill impairment testing. In the year ended March 2020, VF recorded an impairment charge of \$323.2 million related to the Timberland reporting unit, which is part of the Outdoor segment. Refer to Note 23 for additional information on fair value measurements.

Accumulated impairment charges for the Outdoor segment were \$323.2 million as of March 2022 and March 2021.

NOTE 10 — LEASES

The assets and liabilities related to operating and finance leases were as follows:

| (In thousands) | Location in Consolidated Balance Sheet | March 2022 | March 2021 |
|--------------------------------|--|---------------------|---------------------|
| Assets: | | | |
| Operating lease assets | Operating lease right-of-use assets | \$ 1,247,056 | \$ 1,474,434 |
| Finance lease assets | Property, plant and equipment, net | 13,334 | 14,250 |
| Total lease assets | | \$ 1,260,390 | \$ 1,488,684 |
| Liabilities: | | | |
| Current | | | |
| Operating lease liabilities | Accrued liabilities | \$ 353,948 | \$ 403,995 |
| Finance lease liabilities | Current portion of long-term debt | 1,051 | 1,023 |
| Noncurrent | | | |
| Operating lease liabilities | Operating lease liabilities | 1,023,759 | 1,236,461 |
| Finance lease liabilities | Long-term debt | 17,238 | 18,288 |
| Total lease liabilities | | \$ 1,395,996 | \$ 1,659,767 |

The components of lease costs were as follows:

| (In thousands) | Year Ended March | | |
|---|-------------------|-------------------|-------------------|
| | 2022 | 2021 | 2020 |
| Operating lease cost | \$ 435,637 | \$ 454,324 | \$ 420,175 |
| Finance lease cost – amortization of right-of-use assets | 917 | 749 | 3,700 |
| Finance lease cost – interest on lease liabilities | 513 | 462 | 1,018 |
| Short-term lease cost | 17,602 | 8,586 | 3,696 |
| Variable lease cost | 98,052 | 54,460 | 109,935 |
| Impairment | 4,279 | 9,177 | 10,728 |
| Gain recognized from sale-leaseback transactions | — | — | (11,329) |
| Total lease cost | \$ 557,000 | \$ 527,758 | \$ 537,923 |

VF CORPORATION
Notes to Consolidated Financial Statements
March 2022

Supplemental cash flow information related to leases was as follows:

Year Ended March

| (In thousands) | 2022 | 2021 | 2020 |
|--|------------|------------|------------|
| Cash paid for amounts included in the measurement of lease liabilities: | | | |
| Operating cash flows – operating leases | \$ 465,249 | \$ 425,975 | \$ 391,344 |
| Operating cash flows – finance leases | 513 | 552 | 1,018 |
| Financing cash flows – finance leases | 1,023 | 1,112 | 4,890 |
| Right-of-use assets obtained in exchange for lease liabilities: | | | |
| Operating leases ^(a) | 205,811 | 636,613 | 478,879 |
| Finance leases | — | — | — |

^(a) The year ended March 2020 excludes amounts recorded upon adoption of ASC 842.

Lease terms and discount rates were as follows:

| | March 2022 | March 2021 | March 2020 |
|---|-------------|-------------|-------------|
| Weighted average remaining lease term: | | | |
| Operating leases | 6.17 years | 6.77 years | 5.23 years |
| Finance leases | 14.51 years | 15.50 years | 16.51 years |
| Weighted average discount rate: | | | |
| Operating leases | 1.78 % | 1.80 % | 2.23 % |
| Finance leases | 2.71 % | 2.71 % | 2.71 % |

Maturities of operating and finance lease liabilities for the next five fiscal years and thereafter as of March 2022 were as follows:

| (In thousands) | Operating Leases | Finance Leases | Total |
|---|---------------------|------------------|---------------------|
| 2023 | \$ 374,983 | \$ 1,536 | \$ 376,519 |
| 2024 | 281,069 | 1,536 | 282,605 |
| 2025 | 210,906 | 1,536 | 212,442 |
| 2026 | 146,226 | 1,536 | 147,762 |
| 2027 | 107,620 | 1,536 | 109,156 |
| Thereafter | 344,289 | 14,467 | 358,756 |
| Total lease payments | 1,465,093 | 22,147 | 1,487,240 |
| Less: present value adjustment | 87,386 | 3,858 | 91,244 |
| Present value of lease liabilities | \$ 1,377,707 | \$ 18,289 | \$ 1,395,996 |

The Company excluded approximately \$18.3 million of leases (undiscounted basis) that have not yet commenced. These leases will commence in Fiscal 2023 with lease terms of 2 to 15 years.

VF CORPORATION
Notes to Consolidated Financial Statements
March 2022

NOTE 11 — OTHER ASSETS

(In thousands)

| | March 2022 | March 2021 |
|---|---------------------|---------------------|
| Computer software, net of accumulated amortization of: March 2022 - \$284,880; March 2021 - \$253,880 | \$ 316,682 | \$ 264,936 |
| Investments held for deferred compensation plans (Note 16) | 165,825 | 180,815 |
| Deferred income taxes (Note 19) | 100,980 | 201,237 |
| Pension assets (Note 16) | 213,820 | 197,484 |
| Deposits | 46,247 | 52,345 |
| Partnership stores and shop-in-shop costs, net of accumulated amortization of: March 2022 - \$94,872; March 2021 - \$89,459 | 31,567 | 33,153 |
| Derivative financial instruments (Note 24) | 7,136 | 5,817 |
| Other investments | 14,358 | 13,834 |
| Deferred line of credit issuance costs | 3,117 | 1,454 |
| Other | 171,405 | 111,802 |
| Other assets | \$ 1,071,137 | \$ 1,062,877 |

NOTE 12 — SHORT-TERM BORROWINGS

(In thousands)

| | March 2022 | March 2021 |
|--------------------------------------|-------------------|------------------|
| Commercial paper borrowings | \$ 330,000 | \$ — |
| International borrowing arrangements | 5,462 | 11,061 |
| Short-term borrowings | \$ 335,462 | \$ 11,061 |

In November 2021, VF entered into a \$2.25 billion senior unsecured revolving line of credit (the "Global Credit Facility") that expires November 2026. The Global Credit Facility replaced VF's \$2.25 billion revolving facility which was scheduled to expire in December 2023. VF may request an unlimited number of one year extensions so long as each extension does not cause the remaining life of the Global Credit Facility to exceed five years, subject to stated terms and conditions. The Global Credit Facility may be used to borrow funds in U.S. dollars or any alternative currency (including euros and any other currency that is freely convertible into U.S. dollars, approved at the request of the Company by the lenders) and has a \$75.0 million letter of credit sublimit. In addition, the Global Credit Facility supports VF's U.S. commercial paper program for short-term, seasonal working capital requirements and general corporate purposes, including share repurchases and acquisitions. Borrowings under the Global Credit Facility are priced at a credit spread of 91.0 basis points over the appropriate LIBOR benchmark for each currency. VF is also required to pay a facility fee to the lenders, currently equal to 9.0 basis points of the committed amount of the facility. The credit spread and facility fee are subject to adjustment based on VF's credit ratings. Outstanding short-term balances may vary from period to period depending on the level of corporate requirements.

The Global Credit Facility contains certain restrictive covenants, which include maintenance of a consolidated net indebtedness to consolidated net capitalization ratio. The consolidated net indebtedness to consolidated net capitalization ratio financial

covenant, as of the last day of any fiscal quarter, cannot be greater than 0.70 to 1.00 through the last day of the fiscal quarter ending April 1, 2023, then 0.65 to 1.00 through the last day of the fiscal quarter ending March 30, 2024, and 0.60 to 1.00 thereafter. The calculation of consolidated net indebtedness (and, thereby consolidated net capitalization) is net of unrestricted cash of VF and its subsidiaries. As of March 2022, VF was in compliance with all covenants.

VF's commercial paper program allows for borrowings of up to \$2.25 billion to the extent it has borrowing capacity under the Global Credit Facility. Outstanding commercial paper borrowings totaled \$330.0 million at March 2022 and had a weighted average interest rate of 0.64%. As of March 2021, there were no commercial paper borrowings. The Global Credit Facility also had \$24.3 million and \$24.1 million of outstanding standby letters of credit issued on behalf of VF as of March 2022 and 2021, respectively, leaving \$1.9 billion and \$2.2 billion as of March 2022 and 2021, respectively, available for borrowing against this facility.

VF has \$55.7 million of international lines of credit with various banks, which are uncommitted and may be terminated at any time by either VF or the banks. Total outstanding balances under these arrangements were \$5.5 million and \$11.1 million at March 2022 and 2021, respectively. Borrowings under these arrangements had a weighted average interest rate of 26.0% and 11.0% at March 2022 and 2021, respectively.

VF CORPORATION
Notes to Consolidated Financial Statements
March 2022

NOTE 13 — ACCRUED LIABILITIES

| (In thousands) | March 2022 | March 2021 |
|--|---------------------|---------------------|
| Current portion of operating lease liabilities (Note 10) | \$ 353,948 | \$ 403,995 |
| Compensation | 227,862 | 221,849 |
| Customer discounts and allowances | 216,823 | 207,102 |
| Other taxes | 157,009 | 118,538 |
| Income taxes | 424,135 | 115,459 |
| Restructuring (Note 26) | 26,392 | 63,797 |
| Contract liabilities (Note 2) | 71,067 | 49,869 |
| Contingent consideration (Note 23) | 56,976 | — |
| Advertising | 54,162 | 38,424 |
| Freight, duties and postage | 52,669 | 63,280 |
| Deferred compensation (Note 16) | 14,698 | 10,963 |
| Interest | 52,278 | 56,711 |
| Derivative financial instruments (Note 24) | 24,267 | 66,351 |
| Insurance | 16,871 | 15,464 |
| Product warranty claims (Note 15) | 11,742 | 13,396 |
| Pension liabilities (Note 16) | 16,927 | 17,030 |
| Other | 138,066 | 147,700 |
| Accrued liabilities | \$ 1,915,892 | \$ 1,609,928 |

NOTE 14 — LONG-TERM DEBT

| (In thousands) | March 2022 | March 2021 |
|--|---------------------|---------------------|
| 2.050% notes, due 2022 | \$ 499,910 | \$ 997,584 |
| 0.625% notes, due 2023 | 936,824 | 996,934 |
| 2.400% notes, due 2025 | 745,517 | 744,136 |
| 2.800% notes, due 2027 | 496,410 | 495,763 |
| 0.250% notes, due 2028 | 546,516 | 581,323 |
| 2.950% notes, due 2030 | 743,528 | 742,831 |
| 0.625% notes, due 2032 | 542,247 | 576,722 |
| 6.00% notes, due 2033 | 271,505 | 271,155 |
| 6.45% notes, due 2037 | 284,566 | 284,413 |
| Finance leases | 18,289 | 19,311 |
| Total long-term debt | 5,085,312 | 5,710,172 |
| Less current portion | 501,051 | 1,023 |
| Long-term debt, due beyond one year | \$ 4,584,261 | \$ 5,709,149 |

In December 2021, VF completed an early redemption of \$500.0 million in aggregate principal amount of its outstanding 2.050% Senior Notes due April 2022. The redemption price was equal to the sum of the present value of the remaining scheduled payments of principal and interest discounted to the redemption date at 38.7 basis points, which resulted in a make-whole premium of \$3.2 million. Additionally, in connection with the redemption, \$0.5 million of unamortized original issue discount and debt issuance costs were recognized. The make-whole premium and amortization were recorded in the loss on

debt extinguishment line item in the Consolidated Statement of Operations in the year ended March 2022.

In April 2020, VF issued \$1.0 billion of 2.050% senior unsecured fixed-rate notes maturing in April 2022 (of which \$500.0 million was redeemed in December 2021), \$750.0 million of 2.400% senior unsecured fixed-rate notes maturing in April 2025, \$500.0 million of 2.800% senior unsecured fixed-rate notes maturing in April 2027 and \$750.0 million of 2.950% senior unsecured fixed-rate notes maturing in April 2030.

VF CORPORATION
Notes to Consolidated Financial Statements
March 2022

In February 2020, VF issued €500.0 million of 0.250% euro-denominated fixed-rate notes maturing in February 2028 and €500.0 million of 0.625% euro-denominated fixed-rate notes maturing in February 2032. The 2028 notes were issued as a green bond, and thus an amount equal to the net proceeds have been allocated to projects that focus on VF's key environmental sustainability initiatives.

In February and March 2020, VF completed cash tender offers for \$23.0 million and \$63.1 million in aggregate principal amounts of its outstanding 2033 and 2037 notes, respectively. The cash tender offers were subject to various conditions, which resulted in premiums of \$8.6 million and \$31.9 million for the 2033 and 2037 notes, respectively. Additionally, in connection with the tender offers, \$1.3 million of unamortized original issue discount, debt issuance costs and tender fees were recognized. The premiums, amortization and fees were recorded in the loss on debt extinguishment line item in the Consolidated Statement of Operations in the year ended March 2020.

In March 2020, VF completed the full redemption of \$500.0 million in aggregate principal amount of its outstanding 2021 notes. The redemption price was equal to the sum of the present value of the remaining scheduled payments of principal and interest discounted to the redemption date at 120 basis points, which resulted in a make-whole premium of \$17.0 million. Additionally, in connection with the redemption, \$1.0 million of unamortized original issue discount and debt issuance costs were recognized. The make-whole premium and amortization were recorded in the loss on debt extinguishment line item in the Consolidated Statement of Operations in the year ended March 2020. Also, in connection with the redemption, the Company recognized a deferred loss on an interest rate hedging contract of \$8.5 million, which was recorded in the interest expense line item in the Consolidated Statement of Operations in the year ended March 2020.

All notes, along with any amounts outstanding under the Global Credit Facility (Note 12), rank equally as senior unsecured obligations of VF. All notes contain customary covenants and events of default, including limitations on liens and sale-leaseback transactions and a cross-acceleration event of default. The cross-acceleration provision of the 2033 notes is triggered if more than \$50.0 million of other debt is in default and has been accelerated by the lenders. For the other notes, the cross-acceleration trigger is \$100.0 million. If VF fails in the performance of any covenant under the indentures that govern the respective notes, the trustee or lenders may declare the principal due and payable immediately. As of March 2022, VF was in compliance with all covenants. None of the long-term debt agreements contain acceleration of maturity clauses based solely on changes in credit ratings. However, if there were a change in control of VF and, as a result of the change in control, the notes were rated below investment grade by recognized rating agencies, then VF would be obligated to repurchase those notes at 101% of the aggregate principal amount plus any accrued interest. The change of control provision applies to all notes, except for the 2033 notes.

VF may redeem its notes, in whole or in part, at a price equal to the greater of (i) 100% of the principal amount, plus accrued interest to the redemption date, or (ii) the sum of the present value of the remaining scheduled payments of principal and interest discounted to the redemption date at an adjusted treasury rate, as defined, plus 15 basis points for the 2023, 2028, 2032 and 2033 notes, 25 basis points for the 2037 notes, 30 basis points for the 2022 notes, 35 basis points for the 2025 notes and 40 basis points for the 2027 and 2030 notes, plus accrued interest to the redemption date. In addition, the 2023, 2030 and 2032 notes can be redeemed at 100% of the principal amount plus accrued interest to the redemption date within the three months prior to maturity, the 2027 and 2028 notes can be redeemed at 100% of the principal amount plus accrued interest to the redemption date within two months prior to maturity and the 2025 notes can be redeemed at 100% of the principal amount plus accrued interest to the redemption date within one month prior to maturity.

The 2022 notes have a principal balance of \$500.0 million, after the early redemption of \$500.0 million noted above, and are recorded net of unamortized original issue discounts and debt issuance costs. Interest expense on these notes is recorded at an effective annual interest rate of 2.277%.

The 2025, 2027 and 2030 notes have a principal balance of \$750.0 million, \$500.0 million and \$750.0 million, respectively, and are recorded net of unamortized original issue discounts and debt issuance costs. Interest expense on the 2025, 2027 and 2030 notes is recorded at an effective annual interest rate of 2.603%, 2.953% and 3.071%, respectively.

The 2023, 2028 and 2032 notes have a principal balance of €850.0 million, €500.0 million and €500.0 million, respectively, and are recorded net of unamortized original issue discounts and debt issuance costs. Interest expense on the 2023, 2028 and 2032 notes is recorded at an effective annual interest rate of 0.712%, 0.388% and 0.789%, respectively. The Company has designated these notes as a net investment hedge of VF's investment in certain foreign operations. Refer to Note 24 for additional information.

The 2033 notes have a principal balance of \$277.0 million, after the cash tender for \$23.0 million noted above, and are recorded net of unamortized original issue discount and debt issuance costs. Interest expense on these notes is recorded at an effective annual interest rate of 6.19%.

The 2037 notes have a principal balance of \$286.9 million, after the cash tender for \$63.1 million noted above, and are recorded net of unamortized original issue discount and debt issuance costs. Interest expense on these notes is recorded at an effective annual interest rate of 6.57%.

Interest payments are due annually on the 2023, 2028 and 2032 notes and semiannually on all other notes.

VF CORPORATION
Notes to Consolidated Financial Statements
March 2022

The scheduled payments of long-term debt, excluding finance leases (Note 10), at the end of Fiscal 2022 for the next five fiscal years and thereafter are summarized as follows:

| (In thousands) | | Notes and Other |
|--------------------------------------|--|-----------------|
| 2023 | | \$ 500,000 |
| 2024 | | 938,400 |
| 2025 | | |
| 2026 | | 750,000 |
| 2027 | | — |
| Thereafter | | 2,917,926 |
| | | 5,106,326 |
| Less unamortized debt discount | | 16,055 |
| Less unamortized debt issuance costs | | 23,248 |
| Total long-term debt | | 5,067,023 |
| Less current portion | | 500,000 |
| Long-term debt, due beyond one year | | \$ 4,567,023 |

NOTE 15 — OTHER LIABILITIES

| (In thousands) | | March 2022 | March 2021 |
|--|--|------------|--------------|
| Deferred income taxes (Note 19) | | \$ 150,401 | \$ 342,712 |
| Deferred compensation (Note 16) | | 114,380 | 139,750 |
| Income taxes | | 394,472 | 553,684 |
| Contingent consideration (Note 23) | | — | 207,000 |
| Pension liabilities (Note 16) | | 111,173 | 166,750 |
| Product warranty claims | | 41,745 | 48,691 |
| Derivative financial instruments (Note 24) | | 3,456 | 7,904 |
| Other | | 72,809 | 75,287 |
| Other liabilities | | \$ 888,436 | \$ 1,541,778 |

VF accrues warranty costs at the time revenue is recognized. Product warranty costs are estimated based on historical experience and specific identification of the product requirements, which may fluctuate based on product mix. Activity relating to accrued product warranty claims is summarized as follows:

| (In thousands) | | Year Ended March | | |
|--|----|------------------|-----------|-----------|
| | | 2022 | 2021 | 2020 |
| Balance, beginning of year | \$ | 62,087 | \$ 60,124 | \$ 61,919 |
| Accrual for products sold during the year | | 8,815 | 13,844 | 11,283 |
| Repair or replacement costs incurred and other | | (17,025) | (12,386) | (11,079) |
| Currency translation | | (390) | 505 | (1,999) |
| Balance, end of year | | 53,487 | 62,087 | 60,124 |
| Less current portion (Note 13) | | 11,742 | 13,396 | 12,590 |
| Long-term portion | \$ | 41,745 | \$ 48,691 | \$ 47,534 |

VF CORPORATION
Notes to Consolidated Financial Statements
March 2022

NOTE 16 — RETIREMENT AND SAVINGS BENEFIT PLANS

VF has various retirement and savings benefit plans covering eligible employees. VF retains the right to curtail or discontinue any of the plans, subject to local regulations.

Defined Benefit Pension Plans

Defined benefit plans provide pension benefits based on participant compensation and years of service. VF sponsors a noncontributory qualified defined benefit pension plan covering most full-time U.S. employees employed before 2005 (the "U.S. qualified plan") and an unfunded supplemental defined benefit pension plan that provides benefits in excess of limitations imposed by income tax regulations (the "U.S. nonqualified plan"). The U.S. qualified plan is fully funded at the end of Fiscal 2022,

and VF's net underfunded status primarily relates to obligations under the unfunded U.S. nonqualified plan. As of December 31, 2018, the U.S. qualified defined benefit pension plan and supplemental defined benefit pension plan were frozen for all future benefit accruals. The U.S. qualified and nonqualified plans comprise 89% of VF's total defined benefit plan assets and 87% of VF's total projected benefit obligations at March 2022, and the remainder relates to non-U.S. defined benefit plans. A March 31 measurement date is used to value plan assets and obligations for all pension plans.

The amounts reported in these disclosures have not been segregated between continuing and discontinued operations.

The components of pension cost (income) for VF's defined benefit plans were as follows:

| | Year Ended March | | |
|--|-------------------|-------------------|------------------|
| | 2022 | 2021 | 2020 |
| (In thousands) | | | |
| Service cost — benefits earned during the period | \$ 14,288 | \$ 15,747 | \$ 14,476 |
| Interest cost on projected benefit obligations | 37,534 | 47,316 | 55,575 |
| Expected return on plan assets | (77,432) | (83,107) | (91,309) |
| Settlement charges | 7,466 | 1,584 | 27,443 |
| Curtailments | — | 920 | — |
| Transfers to Kontoor Brands | — | — | 668 |
| Amortization of deferred amounts: | | | |
| Net deferred actuarial losses | 11,310 | 11,911 | 14,848 |
| Deferred prior service costs (credits) | (440) | (81) | 1,887 |
| Net periodic pension cost (income) | \$ (7,274) | \$ (5,710) | \$ 23,588 |
| Weighted average actuarial assumptions used to determine pension cost (income): | | | |
| Discount rate in effect for determining service cost | 0.46 % | 1.32 % | 1.46 % |
| Discount rate in effect for determining interest cost | 2.16 % | 2.82 % | 3.20 % |
| Expected long-term return on plan assets | 4.53 % | 4.97 % | 5.40 % |
| Rate of compensation increase^(a) | 2.01 % | 2.04 % | 2.74 % |

^(a) Rate of compensation increase is calculated as the weighted average rate of compensation increase for active plans. Frozen plans are excluded from the calculation.

VF recorded \$7.5 million, \$1.6 million and \$4.4 million of settlement charges in the other income (expense), net line item in the Consolidated Statements of Operations for the years ended March 2022, 2021 and 2020, respectively. These settlement charges related to the recognition of deferred actuarial losses resulting from lump-sum payments of retirement benefits in the U.S. nonqualified plan.

Additionally, in the year ended March 2020, the Company offered former employees in the U.S. qualified plan a lump-sum option to receive a distribution of their deferred vested benefits. VF recorded a \$23.0 million settlement charge in the other income (expense), net line item in the Consolidated Statement of Operations during the year ended March 2020 to recognize the related deferred actuarial losses in accumulated OCI.

VF CORPORATION
Notes to Consolidated Financial Statements
March 2022

The following provides a reconciliation of the changes in fair value of VF's defined benefit plan assets and projected benefit obligations for each period, and the funded status at the end of each period:

| (In thousands) | March 2022 | March 2021 |
|--|---------------------|---------------------|
| Fair value of plan assets, beginning of period | \$ 1,755,414 | \$ 1,712,775 |
| Actual return on plan assets | (26,855) | 110,467 |
| VF contributions | 34,035 | 17,714 |
| Participant contributions | 5,026 | 4,434 |
| Benefits paid | (118,389) | (101,753) |
| Currency translation | (5,796) | 11,777 |
| Fair value of plan assets, end of period | 1,643,435 | 1,755,414 |
| Projected benefit obligations, beginning of period | 1,741,710 | 1,726,776 |
| Service cost | 14,288 | 15,747 |
| Interest cost | 37,534 | 47,316 |
| Participant contributions | 5,026 | 4,434 |
| Actuarial (gain) loss | (117,214) | 40,264 |
| Benefits paid | (118,389) | (101,753) |
| Plan amendments | — | (3,098) |
| Curtailments | — | (729) |
| Currency translation | (5,240) | 12,753 |
| Projected benefit obligations, end of period ^(a) | 1,557,715 | 1,741,710 |
| Funded status, end of period | \$ 85,720 | \$ 13,704 |

^(a) The changes in projected benefit obligations in the years ended March 2022 and 2021 were driven by actuarial gains and losses, respectively, primarily as a result of changes in discount rates.

Pension benefits are reported in the Consolidated Balance Sheets as a net asset or liability based on the overfunded or underfunded status of the defined benefit plans, assessed on a plan-by-plan basis.

| (In thousands) | March 2022 | March 2021 |
|--|---------------------|---------------------|
| Amounts included in Consolidated Balance Sheets: | | |
| Other assets (Note 11) | 213,820 | \$ 197,484 |
| Accrued liabilities (Note 13) | (16,927) | (17,030) |
| Other liabilities (Note 15) | (111,173) | (166,750) |
| Funded status | \$ 85,720 | \$ 13,704 |
| Accumulated other comprehensive loss, pretax: | | |
| Net deferred actuarial losses | \$ 326,929 | \$ 358,916 |
| Net deferred prior service credits | (4,204) | (4,588) |
| Total accumulated other comprehensive loss, pretax | \$ 322,725 | \$ 354,328 |
| Accumulated benefit obligations | \$ 1,539,593 | \$ 1,710,678 |
| Weighted average actuarial assumptions used to determine pension obligations: | | |
| Discount rate | 3.65 % | 2.94% |
| Rate of compensation increase ^(a) | 1.95 % | 2.30% |

^(a) Rate of compensation increase is calculated as the weighted average rate of compensation increase for active plans. Frozen plans are excluded from the calculation.

VF CORPORATION
Notes to Consolidated Financial Statements
March 2022

The actuarial model utilizes discount rates, which are used to estimate the present value of future cash outflows necessary to meet the projected benefit obligations for VF's defined benefit plans. The discount rates reflect the estimated interest rate that VF could use to settle its projected benefit obligations at the valuation date. The discount rate assumption is based on current market interest rates. VF selects a discount rate for each defined benefit pension plan by matching high quality corporate bond yields to the timing of the projected benefit payments to participants in each plan. VF uses the spot rate approach to measure service and interest costs. Under the spot rate approach, the full yield curve is applied separately to cash flows for each projected benefit obligation, service cost, and interest cost for a more precise calculation.

Accumulated benefit obligations at any measurement date are the present value of vested and unvested pension benefits earned, without considering projected future compensation increases. Projected benefit obligations are the present value of vested and unvested pension benefits earned, considering projected future compensation increases.

Deferred actuarial gains and losses are changes in the amount of either the benefit obligation or the value of plan assets resulting from differences between expected amounts for a year using actuarial assumptions and the actual results for that year. These amounts are deferred as a component of accumulated OCI and amortized to pension cost (income) in future years. For the U.S. qualified plan, amounts in excess of 20% of projected benefit obligations at the beginning of the year are amortized over five years; amounts between (i) 10% of the greater of projected benefit obligations or plan assets, and (ii) 20% of projected benefit obligations are amortized over the expected average life expectancy of all participants; and amounts less than the greater of 10% of projected benefit obligations or plan assets are not amortized. For the U.S. nonqualified plan, amounts in excess of 10% of the pension benefit obligations are amortized on a straight-line basis over the expected average life expectancy of all participants.

Deferred prior service credits related to plan amendments are also recorded in accumulated OCI and amortized to pension cost (income) on a straight-line basis over the average remaining years of service for active employees.

The following provides information for VF's defined benefit plans with projected benefit obligations and accumulated benefit obligations in excess of plan assets:

(In thousands)

| | March 2022 | March 2021 |
|---------------------------------|------------|------------|
| Projected benefit obligations | \$ 213,002 | \$ 268,277 |
| Accumulated benefit obligations | 194,879 | 237,245 |
| Fair value of plan assets | 84,902 | 84,497 |

The net amount of projected benefit obligations and plan assets for underfunded defined benefit plans was \$128.1 million and \$183.8 million as of March 2022 and 2021, respectively, and was reported in accrued liabilities and other liabilities in the Consolidated Balance Sheets.

Management's investment objectives are to invest plan assets in a diversified portfolio of securities to provide long-term growth, minimize the volatility of the value of plan assets relative to plan liabilities, and to ensure plan assets are sufficient to pay the benefit obligations. Investment strategies focus on diversification among multiple asset classes, a balance of long-term investment return at an acceptable level of risk and liquidity to meet benefit payments. The primary objective of the investment strategies is to more closely align plan assets with plan liabilities by utilizing dynamic asset allocation targets dependent upon changes in the plan's funded ratio, capital market expectations and risk tolerance.

Plan assets are primarily composed of common collective trust funds that invest in liquid securities diversified across equity, fixed-income and other asset classes. Fund assets are allocated among independent investment managers who have full discretion to manage their portion of the fund's assets, subject

to strategy and risk guidelines established with each manager. The overall strategy, the resulting allocations of plan assets and the performance of funds and individual investment managers are continually monitored. Derivative financial instruments may be used by investment managers for hedging purposes. There are no direct investments in VF debt or equity securities and no significant concentrations of security risk.

The expected long-term rate of return on plan assets was based on an evaluation of the weighted average expected returns for the major asset classes in which the plans have invested. Expected returns by asset class were developed through analysis of historical market returns, current market conditions, inflation expectations and equity and credit risks. Inputs from various investment advisors on long-term capital market returns and other variables were also considered where appropriate.

VF CORPORATION
Notes to Consolidated Financial Statements
March 2022

The fair value of investments held by VF's defined benefit plans at March 2022 and March 2021, by asset class, is summarized below. Refer to Note 23 for a description of the three levels of the fair value measurement hierarchy.

| (In thousands) | Total Plan Assets | Fair Value Measurements | | |
|--|---------------------|-------------------------|------------------|-------------|
| | | Level 1 | Level 2 | Level 3 |
| March 2022 | | | | |
| Plan assets | | | | |
| Cash equivalents | \$ 5,761 | \$ 5,761 | \$ — | \$ — |
| Fixed income securities: | | | | |
| U.S. Treasury and government agencies | 4 | — | 4 | — |
| Insurance contracts | 88,574 | — | 88,574 | — |
| Futures contracts | (2,812) | (2,812) | — | — |
| Total plan assets in the fair value hierarchy | 91,527 | \$ 2,949 | \$ 88,578 | \$ — |
| Plan assets measured at net asset value | | | | |
| Cash equivalents | 73,849 | | | |
| Equity securities: | | | | |
| Domestic | 94,844 | | | |
| International | 77,468 | | | |
| Fixed income securities: | | | | |
| Corporate and international bonds | 1,177,421 | | | |
| Alternative investments | 128,326 | | | |
| Total plan assets measured at net asset value | 1,551,908 | | | |
| Total plan assets | \$ 1,643,435 | | | |

| (In thousands) | Total Plan Assets | Fair Value Measurements | | |
|--|---------------------|-------------------------|------------------|-------------|
| | | Level 1 | Level 2 | Level 3 |
| March 2021 | | | | |
| Plan assets | | | | |
| Cash equivalents | \$ 7,410 | \$ 7,410 | \$ — | \$ — |
| Fixed income securities: | | | | |
| U.S. Treasury and government agencies | 5 | — | 5 | — |
| Insurance contracts | 84,497 | — | 84,497 | — |
| Futures contracts | (4,452) | (4,452) | — | — |
| Total plan assets in the fair value hierarchy | 87,460 | \$ 2,958 | \$ 84,502 | \$ — |
| Plan assets measured at net asset value | | | | |
| Cash equivalents | 78,191 | | | |
| Equity securities: | | | | |
| Domestic | 96,509 | | | |
| International | 88,488 | | | |
| Fixed income securities: | | | | |
| Corporate and international bonds | 1,240,551 | | | |
| Alternative investments | 164,215 | | | |
| Total plan assets measured at net asset value | 1,667,954 | | | |
| Total plan assets | \$ 1,755,414 | | | |

VF CORPORATION
Notes to Consolidated Financial Statements
March 2022

Cash equivalents include cash held by individual investment managers of other asset classes for liquidity purposes (Level 1), and an institutional fund that invests primarily in short-term U.S. government securities measured at their daily net asset value. The fair values of insurance contracts are provided by the insurance companies and are primarily based on accumulated contributions plus returns guaranteed by the insurers (Level 2). Futures contracts consist of U.S. Treasury bond futures contracts (Level 1).

Equity and fixed-income securities generally represent institutional funds measured at their daily net asset value derived from quoted prices of the underlying investments. Alternative investments are primarily in funds of hedge funds ("FoHFs"), which are comprised of different and independent hedge funds with various investment strategies. The administrators of the FoHFs utilize unobservable inputs to calculate the net asset value of the FoHFs on a monthly basis.

VF makes contributions to its defined benefit plans sufficient to meet minimum funding requirements under applicable laws, plus discretionary amounts as determined by management. VF does not currently plan to make any contributions to the U.S. qualified plan during Fiscal 2023, and intends to make approximately \$26.2 million of contributions to its other defined benefit plans during Fiscal 2023. The estimated future benefit payments for all of VF's defined benefit plans, are approximately \$106.4 million in 2023, \$101.5 million in 2024, \$102.6 million in 2025, \$99.3 million in 2026, \$99.8 million in 2027 and \$484.0 million for the years 2028 through 2032.

Other Retirement and Savings Plans

VF sponsors a nonqualified retirement savings plan for employees whose contributions to a 401(k) plan would be limited by provisions of the Internal Revenue Code. This plan allows participants to defer a portion of their compensation and to receive matching contributions for a portion of the deferred amounts. Participants earn a return on their deferred compensation based on their selection of a hypothetical portfolio of publicly traded mutual funds and a separately managed fixed-income fund. Changes in the fair value of the participants' hypothetical investments are recorded as an adjustment to deferred compensation liabilities and compensation expense.

Expense under this plan was \$1.3 million, \$1.4 million and \$2.7 million in the years ended March 2022, 2021 and 2020, respectively. Deferred compensation, including accumulated earnings, is distributable in cash at participant-specified dates upon retirement, death, disability or termination of employment. VF sponsors a similar nonqualified plan that permits nonemployee members of the Board of Directors to defer their Board compensation. VF also has remaining obligations under other deferred compensation plans, primarily related to acquired companies. At March 2022, VF's liability to participants under all deferred compensation plans was \$129.1 million, of which \$14.7 million was recorded in accrued liabilities (Note 13) and \$114.4 million was recorded in other liabilities (Note 15).

VF has purchased (i) publicly traded mutual funds and a separately managed fixed-income fund in the same amounts as most of the participant-directed hypothetical investments underlying the deferred compensation liabilities, and (ii) variable life insurance contracts that invest in institutional funds that are substantially the same as the participant-directed hypothetical investments. These investment securities and earnings thereon are intended to provide a source of funds to meet the deferred compensation obligations, and serve as an economic hedge of the financial impact of changes in deferred compensation liabilities. They are held in an irrevocable trust but are subject to claims of creditors in the event of VF's insolvency. VF also has assets related to deferred compensation plans of acquired companies, which are primarily invested in life insurance contracts. At March 2022, the value of investments held for all deferred compensation plans was \$179.7 million, of which \$13.9 million was recorded in other current assets and \$165.8 million was recorded in other assets (Note 11). Realized and unrealized gains and losses on these deferred compensation assets are recorded in compensation expense in the Consolidated Statements of Operations and substantially offset losses and gains resulting from changes in deferred compensation liabilities to participants.

VF sponsors 401(k) plans as well as other domestic and foreign retirement and savings plans. Expense for these plans totaled \$42.0 million, \$34.5 million and \$48.7 million in the years ended March 2022, 2021 and 2020, respectively.

NOTE 17 — CAPITAL AND ACCUMULATED OTHER COMPREHENSIVE INCOME (LOSS)

Common Stock

During the years ended March 2022 and 2020, the Company purchased 4.8 million and 12.0 million shares of Common Stock, respectively, in open market transactions for \$350.0 million and \$1.0 billion, respectively, under its share repurchase program authorized by VF's Board of Directors. These purchases were treated as treasury stock transactions. During the year ended March 2021, the Company did not purchase shares of Common Stock in open market transactions under its share repurchase program authorized by VF's Board of Directors.

Common Stock outstanding is net of shares held in treasury which are, in substance, retired. During the years ended March 2022 and 2020, VF restored 4.8 million and 12.0 million treasury shares, respectively, to an unissued status, after which they were no longer recognized as shares held in treasury. There were no shares held in treasury at the end of March 2022, 2021 or 2020. The excess of the cost of treasury shares acquired over the \$0.25 per share stated value of Common Stock is deducted from retained earnings.

VF CORPORATION
Notes to Consolidated Financial Statements
March 2022

Accumulated Other Comprehensive Income (Loss)

Comprehensive income consists of net income and specified components of OCI, which relate to changes in assets and liabilities that are not included in net income under GAAP but are instead deferred and accumulated within a separate component of stockholders' equity in the balance sheet. VF's comprehensive income is presented in the Consolidated Statements of Comprehensive Income. The deferred components of OCI are reported, net of related income taxes, in accumulated OCI in stockholders' equity, as follows:

| (In thousands) | March 2022 | March 2021 |
|--|---------------------|-----------------------|
| Foreign currency translation and other | \$ (751,632) | \$ (700,173) |
| Defined benefit pension plans | (230,290) | (257,747) |
| Derivative financial instruments | 55,343 | (51,080) |
| Accumulated other comprehensive income (loss) | \$ (926,579) | \$ (1,009,000) |

The changes in accumulated OCI, net of related taxes, are as follows:

| (In thousands) | Foreign Currency Translation and Other | Defined Benefit Pension Plans | Derivative Financial Instruments | Total |
|---|---|-------------------------------------|--|---------------------|
| Balance, March 2019 | \$ (725,679) | \$ (243,184) | \$ 66,788 | \$ (902,075) |
| Adoption of accounting standard related to reclassification of stranded tax effects | (9,088) | (50,402) | (2,371) | (61,861) |
| Other comprehensive income (loss) before reclassifications | (134,297) | (2,757) | 76,797 | (60,257) |
| Amounts reclassified from accumulated other comprehensive income (loss) | 48,261 | 33,077 | (63,396) | 17,942 |
| Spin-off of Jeans Business | 83,074 | 794 | (8,595) | 75,273 |
| Net other comprehensive income (loss) | (12,030) | (19,288) | 2,435 | (28,883) |
| Balance, March 2020 | (737,709) | (262,472) | 69,223 | (930,958) |
| Other comprehensive income (loss) before reclassifications | (4,828) | (6,197) | (100,448) | (111,473) |
| Amounts reclassified from accumulated other comprehensive income (loss) | 42,364 | (0,922) | (19,855) | 33,431 |
| Net other comprehensive income (loss) | 37,536 | 4,725 | (120,303) | (78,042) |
| Balance, March 2021 | (700,173) | (257,747) | (51,080) | (1,009,000) |
| Other comprehensive income (loss) before reclassifications | (51,459) | 13,547 | 59,753 | 21,841 |
| Amounts reclassified from accumulated other comprehensive income (loss) | — | 13,910 | 46,670 | 60,580 |
| Net other comprehensive income (loss) | (51,459) | 27,457 | 106,423 | 82,421 |
| Balance, March 2022 | \$ (751,632) | \$ (230,290) | \$ 55,343 | \$ (926,579) |

VF CORPORATION
Notes to Consolidated Financial Statements
March 2022

Reclassifications out of accumulated OCI are as follows:

| (In thousands) | | Year Ended March | | |
|--|---|--------------------|--------------------|--------------------|
| | | 2022 | 2021 | 2020 |
| Details About Accumulated Other Comprehensive Income (Loss) Components | Affected Line Item in the Consolidated Statements of Operations | | | |
| Losses on foreign currency translation and other: | | | | |
| Liquidation of foreign entities | Other income (expense), net | \$ — | \$ (42,364) | \$ (48,261) |
| Total before tax | | — | (42,364) | (48,261) |
| Tax (expense) benefit | | — | — | — |
| Net of tax | | — | (42,364) | (48,261) |
| Amortization of defined benefit pension plans: | | | | |
| Net deferred actuarial losses | Other income (expense), net | (11,310) | (11,911) | (14,848) |
| Deferred prior service (costs) credits | Other income (expense), net | 440 | 81 | (1,887) |
| Pension settlement charges | Other income (expense), net | (7,466) | (1,584) | (27,443) |
| Pension curtailment losses | Other income (expense), net | — | (920) | — |
| Total before tax | | (18,336) | (14,334) | (44,178) |
| Tax benefit | | 4,426 | 3,412 | 11,101 |
| Net of tax | | (13,910) | (10,922) | (33,077) |
| Gains (losses) on derivative financial instruments: | | | | |
| Foreign exchange contracts | Net revenues | (27,382) | 2,596 | (18,076) |
| Foreign exchange contracts | Cost of goods sold | (26,346) | 19,485 | 94,376 |
| Foreign exchange contracts | Selling, general and administrative expenses | (487) | 2,797 | 5,084 |
| Foreign exchange contracts | Other income (expense), net | (219) | (137) | 10,304 |
| Interest rate contracts | Interest expense | 108 | 107 | (13,177) |
| Total before tax | | (54,326) | 24,848 | 78,511 |
| Tax (expense) benefit | | 7,656 | (4,993) | (15,115) |
| Net of tax | | (46,670) | 19,855 | 63,396 |
| Total reclassifications for the period, net of tax | | \$ (60,580) | \$ (33,431) | \$ (17,942) |

NOTE 18 — STOCK-BASED COMPENSATION

Pursuant to the amended and restated 1996 Stock Compensation Plan approved by stockholders, VF is authorized to grant nonqualified stock options, restricted stock units ("RSUs") and restricted stock to officers, key employees and nonemployee members of VF's Board of Directors. Substantially all stock-based compensation awards are classified as equity awards, which are accounted for in stockholders' equity in the Consolidated Balance Sheets. On a limited basis, cash-settled

stock appreciation rights and RSUs are granted to employees in certain international jurisdictions. These awards are accounted for as liabilities in the Consolidated Balance Sheets and remeasured to fair value each reporting period until the awards are settled. Compensation cost for all awards expected to vest is recognized over the shorter of the requisite service period or the vesting period, including accelerated recognition for retirement-eligible employees. Awards that do not vest are forfeited.

Total stock-based compensation cost and the associated income tax benefits recognized in the Consolidated Statements of Operations are as follows:

| (In thousands) | | Year Ended March | | |
|--------------------------------------|--|------------------|------------------|------------------|
| | | 2022 | 2021 | 2020 |
| Stock-based compensation cost | | \$ 91,358 | \$ 70,823 | \$ 68,205 |
| Income tax benefits | | 21,917 | 17,373 | 15,460 |

At the end of March 2022, there was \$86.9 million of total unrecognized compensation cost related to all stock-based compensation arrangements that will be recognized over a weighted average period of 2 years.

VF CORPORATION
Notes to Consolidated Financial Statements
March 2022

At the end of March 2022, there were 19,332,994 shares available for future grants of stock options and stock awards under the 1996 Stock Compensation Plan. Shares for option exercises are issued from VF's authorized but unissued Common Stock. VF has a practice of repurchasing shares of Common Stock in the open market to offset, on a long-term basis, dilution caused by awards under equity compensation plans.

Stock Options

Stock options are granted with an exercise price equal to the fair market value of VF Common Stock on the date of grant. Employee stock options vest in equal annual installments over three years, and compensation cost is recognized ratably over the shorter of the requisite service period or the vesting period. Stock options granted to nonemployee members of VF's Board of Directors vest upon grant and become exercisable one year from the date of grant. All options have ten-year terms.

The grant date fair value of each option award was calculated using a lattice option-pricing valuation model, which incorporated a range of assumptions for inputs as follows:

| | Year Ended March | | |
|--|------------------|----------------|----------------|
| | 2022 | 2021 | 2020 |
| Expected volatility | 28% to 41% | 28% to 48% | 24% to 27% |
| Weighted average expected volatility | 36% | 37% | 25% |
| Expected term, in years | 6.1 to 7.9 | 6.2 to 8.0 | 6.1 to 7.6 |
| Weighted average dividend yield | 2.6% | 2.4% | 2.5% |
| Risk-free interest rate | 0.04% to 1.81% | 0.07% to 1.11% | 1.41% to 2.39% |
| Weighted average fair value at date of grant | \$20.17 | \$15.81 | \$17.19 |

Expected volatility over the contractual term of an option was based on a combination of the implied volatility from publicly traded options on VF Common Stock and the historical volatility of VF Common Stock. The expected term represents the period of time over which vested options are expected to be outstanding before exercise. VF used historical data to estimate option exercise behaviors and to estimate the number of options that would vest. Groups of employees that have historically exhibited

similar option exercise behaviors were considered separately in estimating the expected term for each employee group. Dividend yield represents expected dividends on VF Common Stock for the contractual life of the options. Risk-free interest rates for the periods during the contractual life of the option were the implied yields at the date of grant from the U.S. Treasury zero coupon yield curve.

Stock option activity for the year ended March 2022 is summarized as follows:

| | Number of Shares | Weighted Average Exercise Price | Weighted Average Remaining Contractual Term (Years) | Aggregate Intrinsic Value (In thousands) |
|--------------------------------|------------------|---------------------------------|---|--|
| Outstanding, March 2021 | 7,812,717 | \$ 62.56 | | |
| Granted | 1,515,963 | 77.67 | | |
| Exercised | (899,710) | 52.76 | | |
| Forfeited/cancelled | (381,313) | 72.28 | | |
| Outstanding, March 2022 | 8,047,657 | \$ 66.04 | 6.3 | \$ 12,446 |
| Exercisable, March 2022 | 5,266,586 | \$ 63.37 | 5.2 | \$ 11,685 |

The total fair value of stock options that vested during the years ended March 2022, 2021 and 2020 was \$16.6 million, \$15.5 million and \$16.6 million, respectively. The total intrinsic value of stock options exercised during the years ended March 2022, 2021 and 2020, was \$22.9 million, \$44.9 million and \$120.6 million, respectively.

VF CORPORATION
Notes to Consolidated Financial Statements
March 2022

Restricted Stock Units

VF grants performance-based RSUs that enable employees to receive shares of VF Common Stock at the end of a three-year period. Each performance-based RSU has a potential final payout ranging from zero to two shares of VF Common Stock. The number of shares earned by participants, if any, is based on achievement of three-year financial targets set by the Talent and Compensation Committee of the Board of Directors. Shares are issued to participants in the year following the conclusion of each three-year performance period.

For performance-based RSUs granted in Fiscal 2022 and 2021, the financial targets include 50% weighting based on VF's revenue growth over the three-year period compared to a group of industry peers and 50% weighting based on VF's total shareholder return ("TSR") over the three-year period compared to the TSR for companies included in the Standard & Poor's 500 Consumer Discretionary Index. The grant date fair value of the TSR portion of the performance-based RSU grants was determined using a Monte Carlo simulation technique that incorporates option-pricing model inputs, and was \$101.56 and \$81.60 per share for the performance-based RSU grants in the years ended March 2022 and 2021, respectively. Additionally, the actual number of performance-based RSUs earned may be adjusted upward or downward by 25% of the target award, based on VF's gross margin performance over the three-year period.

For performance-based RSUs granted in Fiscal 2020, the financial targets are based on VF's revenue, gross margin and

earnings per share performance over the respective three-year periods. Additionally, the actual number of shares earned may be adjusted upward or downward by 25% of the target award, based on how VF's TSR over the three-year period compares to the TSR for companies included in the Standard & Poor's 500 Consumer Discretionary Index. The grant date fair value of the TSR-based adjustment was determined using a Monte Carlo simulation technique that incorporates option-pricing model inputs, and was \$7.11 per share for the performance-based RSU grants in the year ended March 2020.

VF also grants nonperformance-based RSUs to employees as part of its stock compensation program and to nonemployee members of the Board of Directors. Each nonperformance-based RSU entitles the holder to one share of VF Common Stock. The employee nonperformance-based RSUs generally vest over periods of up to four years from the date of grant. The nonperformance-based RSUs granted to nonemployee members of the Board of Directors vest upon grant and will be settled in shares of VF Common Stock one year from the date of grant.

Dividend equivalents on the RSUs accrue without compounding and are payable in additional shares of VF Common Stock when the RSUs vest. Dividend equivalents are subject to the same risk of forfeiture as the RSUs.

RSU activity for the year ended March 2022 is summarized as follows:

| | Performance-based | | Nonperformance-based | |
|-----------------------------------|--------------------|--|----------------------|--|
| | Number Outstanding | Weighted Average Grant Date Fair Value | Number Outstanding | Weighted Average Grant Date Fair Value |
| Outstanding, March 2021 | 970,469 | \$ 74.16 | 768,419 | \$ 68.86 |
| Granted | 325,058 | 89.65 | 490,351 | 75.29 |
| Issued as Common Stock | (317,021) | 69.77 | (248,258) | 71.31 |
| Forfeited/cancelled/modifications | (65,543) | 80.37 | (108,556) | 71.07 |
| Outstanding, March 2022 | 912,963 | \$ 80.75 | 901,956 | \$ 71.42 |
| Vested, March 2022 | 588,247 | \$ 80.88 | 112,534 | \$ 67.76 |

The weighted average fair value of performance-based RSUs granted during the years ended March 2022 and March 2021 was \$89.65 and \$70.88 per share, respectively, based on the weighting of the TSR and the fair market value of the underlying VF Common Stock on each grant date. The weighted average fair value of performance-based RSUs granted during the year ended March 2020 was \$84.28 per share, based on the fair market value of the underlying VF Common Stock on each grant date. The total market value of awards outstanding at the end of March 2022 was \$51.6 million. Awards earned and vested for the three-year performance period ended in March 2021 and distributed in early Fiscal 2022 totaled 135,562 shares of VF

Common Stock having a value of \$11.6 million. Similarly, 1,029,304 shares of VF Common Stock having a value of \$58.7 million were earned for the performance period ended in March 2020 and distributed in early Fiscal 2021.

The weighted average fair value of nonperformance-based RSUs granted during the years ended March 2022, 2021 and 2020 was \$75.29, \$63.99 and \$84.22 per share, respectively, which was equal to the fair market value of the underlying VF Common Stock on each grant date. The total market value of awards outstanding at the end of March 2022 was \$51.0 million.

VF CORPORATION
Notes to Consolidated Financial Statements
March 2022

Restricted Stock

VF grants restricted shares of VF Common Stock to certain members of management. The fair value of the restricted shares, equal to the fair market value of VF Common Stock at the grant date, is recognized ratably over the vesting period. Restricted shares vest over periods of up to four years from the date of grant. Dividends accumulate in the form of additional restricted shares and are subject to the same risk of forfeiture as the restricted stock. Restricted stock activity during Fiscal 2021 included shares of VF Common Stock deposited in escrow in connection with the Supreme acquisition and related forfeitures, which for accounting purposes, are considered stock-based compensation. Dividends earned on the restricted shares related to the Supreme acquisition are settled in cash.

Restricted stock activity for the year ended March 2022 is summarized below:

| | Nonvested Shares Outstanding | Weighted Average Grant Date Fair Value |
|-------------------------------------|---------------------------------|--|
| Nonvested shares, March 2021 | 920,472 | \$ 79.23 |
| Granted | 31,214 | 77.78 |
| Dividend equivalents | 8,407 | 63.76 |
| Vested | (67,151) | 74.14 |
| Forfeited | (38,532) | 79.11 |
| Nonvested shares, March 2022 | 854,410 | \$ 79.43 |

Nonvested shares of restricted stock had a market value of \$48.3 million at the end of March 2022. The market value of the shares that vested during the years ended March 2022, 2021 and 2020 was \$5.0 million, \$27.9 million and \$3.6 million, respectively.

NOTE 19 — INCOME TAXES

The provision for income taxes was computed based on the following amounts of income from continuing operations before income taxes:

| | Year Ended March | | |
|-----------------------------------|---------------------|-------------------|-------------------|
| (In thousands) | 2022 | 2021 | 2020 |
| Domestic | \$ 518,386 | \$ [152,073] | \$ (91,063) |
| Foreign | 1,004,864 | 608,545 | 818,271 |
| Income before income taxes | \$ 1,523,250 | \$ 456,472 | \$ 727,208 |

The provision for income taxes consisted of:

| | Year Ended March | | |
|---------------------|-------------------|-------------------|------------------|
| (In thousands) | 2022 | 2021 | 2020 |
| Current: | | | |
| Federal | \$ 231,469 | \$ 6,373 | \$ 12,926 |
| Foreign | 196,540 | [109,543] | [157,052] |
| State | 36,461 | 25,462 | 2,583 |
| | 464,470 | [144,378] | [172,561] |
| Deferred: | | | |
| Federal and state | [177,381] | [24,133] | 38,511 |
| Foreign | 19,892 | [15,679] | [113,010] |
| | [157,489] | [39,812] | [74,499] |
| Income taxes | \$ 306,981 | \$ 101,566 | \$ 98,062 |

VF CORPORATION
Notes to Consolidated Financial Statements
March 2022

On May 19, 2019, Switzerland voted to approve the Federal Act on Tax Reform and AHV Financing ("Swiss Tax Act"). Provisions of the Swiss Tax Act were enacted for Swiss federal purposes during the second quarter of Fiscal 2020, and later enacted for certain cantons during the fourth quarter. These provisions resulted in adjustments to deferred tax assets and liabilities such that a net tax benefit of \$93.6 million was recorded for the year ended March 2020. In the fourth quarter of Fiscal 2022, \$67.4 million net tax expense was recorded related to changes to these previously recorded deferred tax assets.

On December 22, 2017, the U.S. government enacted comprehensive tax legislation commonly referred to as the Tax Cuts and Jobs Act ("U.S. Tax Act"), which included a transition tax under Section 965. The income tax payable attributable to the transition tax is due over an 8-year period that began in 2018. At the end of Fiscal 2022, a noncurrent income tax payable of approximately \$246.4 million attributable to the transition tax is reflected in the other liabilities line item of the Consolidated Balance Sheet.

The differences between income taxes computed by applying the statutory federal income tax rate and income tax expense reported in the consolidated financial statements are as follows:

| | Year Ended March | | |
|--|------------------|------------|------------|
| | 2022 | 2021 | 2020 |
| (In thousands) | | | |
| Tax at federal statutory rate | \$ 319,882 | \$ 95,859 | \$ 152,714 |
| State income taxes, net of federal tax benefit | 16,641 | 13,771 | 14,363 |
| Foreign rate differences | (62,928) | (5,605) | (22,038) |
| Tax reform | 67,358 | — | (93,598) |
| Goodwill impairment | — | 2,631 | 45,613 |
| Stock compensation (federal) | (1,977) | (4,783) | (12,245) |
| Non-taxable contingent consideration adjustments | (28,090) | — | — |
| Other | (3,905) | (307) | 13,253 |
| Income taxes | \$ 306,981 | \$ 101,566 | \$ 98,062 |

Income tax expense includes tax benefits of \$2.2 million, \$3.6 million and \$13.4 million in the years ended March 2022, 2021 and 2020, respectively, from favorable audit outcomes on certain tax matters and from expiration of statutes of limitations.

VF was granted a ruling which lowered the effective income tax rate on taxable earnings for years 2010 through 2014 under Belgium's excess profit tax regime. During 2015, the European Union Commission ("EU") investigated and announced its decision that these rulings were illegal and ordered the tax benefits to be collected from affected companies, including VF. Requests for annulment were filed by Belgium and VF Europe BVBA individually. During 2017 and 2018, VF Europe BVBA was assessed and paid €35.0 million tax and interest, which was recorded as an income tax receivable based on the expected success of the requests for annulment. During 2019, the General Court annulled the EU decision and the EU subsequently

appealed the General Court's annulment. In September 2021, the General Court's judgment was set aside by the Court of Justice of the EU and the case was sent back to the General Court to determine whether the excess profit tax regime amounted to illegal State aid. The case remains open and unresolved. If this matter is adversely resolved, these amounts will not be collected by VF.

In addition, VF has been granted a lower effective income tax rate on taxable earnings in one foreign jurisdiction that expired at the end of June 2020 and another foreign jurisdiction that will expire in March 2026. These lower rates, when compared with the country statutory rates, resulted in income tax reductions of \$0.4 million (\$0.00 per diluted share) in the year ended March 2022, \$3.8 million (\$0.01 per diluted share) in the year ended March 2021 and \$15.3 million (\$0.04 per diluted share) in the year ended March 2020.

VF CORPORATION
Notes to Consolidated Financial Statements
March 2022

Deferred income tax assets and liabilities consisted of the following:

| [In thousands] | March 2022 | March 2021 |
|--|--------------------|---------------------|
| Deferred income tax assets: | | |
| Inventories | \$ 38,661 | \$ 33,023 |
| Deferred compensation | 32,349 | 89,794 |
| Other employee benefits | 16,870 | 32,770 |
| Stock compensation | 27,610 | 25,258 |
| Operating lease liabilities | 327,668 | 354,747 |
| Other accrued expenses | 132,747 | 128,790 |
| Outside basis difference on assets held-for-sale | — | 228,735 |
| Interest expense limitation carryforward | 1,711 | 20,503 |
| Capital loss carryforwards | 166,622 | 2,458 |
| Operating loss carryforwards | 512,388 | 323,902 |
| Gross deferred income tax assets | 1,256,626 | 1,209,980 |
| Valuation allowances | (616,533) | (500,601) |
| Net deferred income tax assets | 640,093 | 709,379 |
| Deferred income tax liabilities: | | |
| Depreciation | 10,768 | 52,564 |
| Intangible assets | 361,182 | 414,321 |
| Operating lease right-of-use assets | 295,227 | 318,747 |
| Other deferred tax liabilities | 22,337 | 65,222 |
| Deferred income tax liabilities | 689,514 | 850,854 |
| Net deferred income tax assets (liabilities) | \$ (49,421) | \$ (141,475) |
| Amounts included in the Consolidated Balance Sheets: | | |
| Other assets (Note 11) | \$ 100,980 | \$ 201,237 |
| Other liabilities (Note 15) | (150,401) | (342,712) |
| | \$ (49,421) | \$ (141,475) |

At the end of Fiscal 2022, the Company is not asserting indefinite reinvestment with regards to short-term liquid assets of its foreign subsidiaries. All other foreign earnings, including basis differences of certain foreign subsidiaries, continue to be considered indefinitely reinvested. As of the end of Fiscal 2022, there was approximately \$340.0 million of undistributed earnings of international subsidiaries which could result in additional U.S. income or other taxes. The Company has not determined the deferred tax liability associated with these undistributed earnings and basis differences, as such determination is not practicable.

VF has potential tax benefits totaling \$491.2 million for foreign operating loss carryforwards, of which \$109.7 million have an unlimited carryforward life. In addition, there are \$166.6 million of potential tax benefits for capital loss carryforwards that begin to expire in 2023 and \$21.2 million of potential tax benefits for state operating loss and credit carryforwards that expire between 2023 and 2041.

A valuation allowance has been provided where it is more likely than not that the deferred tax assets related to those operating loss carryforwards will not be realized. Valuation allowances totaled \$452.0 million for available foreign operating loss carryforwards, \$152.2 million for available capital loss carryforwards, \$4.3 million for available state operating loss and credit carryforwards, and \$8.0 million for other foreign deferred income tax assets. During Fiscal 2022, VF had a net increase in valuation allowances of \$149.7 million related to capital loss carryforwards, a net decrease of \$1.8 million related to state operating loss and credit carryforwards and an increase of \$192.9 million related to foreign operating loss carryforwards and other foreign deferred tax assets, inclusive of foreign currency effects. VF also decreased the valuation allowance by \$224.9 million related to the basis difference on assets held-for-sale.

VF CORPORATION
Notes to Consolidated Financial Statements
March 2022

A reconciliation of the change in the accrual for unrecognized income tax benefits is as follows:

| (In thousands) | Unrecognized Income Tax Benefits | Accrued Interest and Penalties | Unrecognized Income Tax Benefits Including Interest and Penalties |
|---|--|--------------------------------------|---|
| Balance, March 2019 | \$ 188,225 | \$ 26,565 | \$ 214,790 |
| Additions for current year tax positions | 20,328 | — | 20,328 |
| Additions for prior year tax positions | 3,136 | 10,029 | 13,165 |
| Reductions for prior year tax positions | (3,521) | (254) | (3,775) |
| Reductions due to statute expirations | (11,135) | (1,817) | (12,952) |
| Payments in settlement | (664) | (146) | (810) |
| Decrease due to divestiture | (11,619) | (3,723) | (15,342) |
| Currency translation | (27) | (42) | (69) |
| Balance, March 2020 | 184,723 | 30,612 | 215,335 |
| Additions for current year tax positions | 6,609 | — | 6,609 |
| Additions for prior year tax positions | 20,950 | 8,064 | 29,014 |
| Reductions for prior year tax positions | (2,073) | (1,399) | (3,472) |
| Reductions due to statute expirations | (761) | (216) | (977) |
| Payments in settlement | (3,464) | (650) | (4,114) |
| Additions due to acquisitions | 17,066 | 1,673 | 18,739 |
| Currency translation | (40) | 57 | 17 |
| Balance, March 2021 | 223,010 | 38,141 | 261,151 |
| Additions for current year tax positions | 28,098 | — | 28,098 |
| Additions for prior year tax positions ^(a) | 112,850 | 32,642 | 145,492 |
| Reductions for prior year tax positions | (895) | (532) | (1,427) |
| Reductions due to statute expirations | (5,803) | (840) | (6,643) |
| Payments in settlement | (21,278) | (730) | (22,008) |
| Decrease due to divestiture | (506) | (340) | (846) |
| Currency translation | 186 | (43) | 143 |
| Balance, March 2022 | \$ 335,662 | \$ 68,298 | \$ 403,960 |

^(a) The year ended March 2022 includes an increase resulting from updated estimates related to intellectual property transfers completed in a prior period.

(In thousands)

Amounts included in the Consolidated Balance Sheets:

| |
|--|
| Unrecognized income tax benefits, including interest and penalties |
| Less deferred tax benefits |
| Total unrecognized tax benefits |

| March 2022 | March 2021 |
|-------------------|-------------------|
| \$ 403,960 | \$ 261,151 |
| 126,179 | 70,954 |
| \$ 277,781 | \$ 190,197 |

The unrecognized tax benefits of \$277.8 million at the end of Fiscal 2022, if recognized, would reduce the annual effective tax rate.

VF files a consolidated U.S. federal income tax return, as well as separate and combined income tax returns in numerous state and international jurisdictions. In the U.S., the IRS examinations for tax years through 2015 have been effectively settled.

As previously reported, VF petitioned the U.S. Tax Court (the "Court") to resolve an Internal Revenue Service ("IRS") dispute

regarding the timing of income inclusion associated with VF's acquisition of The Timberland Company in September 2011. While the IRS argues that all such income should have been immediately included in 2011, VF has reported periodic income inclusions in subsequent tax years. Both parties moved for summary judgment on the issue, and on January 31, 2022, the Court issued its opinion in favor of the IRS. VF believes the opinion of the Court was in error based on the technical merits and intends to appeal. VF continues to believe its timing and treatment of the income inclusion is appropriate and VF is

VF CORPORATION
Notes to Consolidated Financial Statements
March 2022

vigorously defending its position. No impact of the Court opinion has been recorded in the consolidated financial statements based on our assessment of the position under the more-likely-than-not standard of the accounting literature. Refer to Note 21 for additional details on this matter.

In addition, VF is currently subject to examination by various state and international tax authorities. Management regularly assesses the potential outcomes of both ongoing and future examinations for the current and prior years and has concluded that VF's provision for income taxes is adequate. The outcome of

any one examination is not expected to have a material impact on VF's consolidated financial statements. Management believes that some of these audits and negotiations will conclude during the next 12 months. Management also believes that it is reasonably possible that the amount of unrecognized income tax benefits may decrease by \$255.9 million within the next 12 months due to settlement of audits and expiration of statutes of limitations, \$11.6 million of which would reduce income tax expense.

NOTE 20 — REPORTABLE SEGMENT INFORMATION

The chief operating decision maker allocates resources and assesses performance based on a global brand view which represents VF's operating segments. The operating segments have been evaluated and combined into reportable segments because they meet the similar economic characteristics and qualitative aggregation criteria set forth in the relevant accounting guidance. Based on this assessment, the Company's reportable segments have been identified as: Outdoor, Active and Work.

Below is a description of VF's reportable segments and the brands included within each:

| REPORTABLE SEGMENT | BRANDS |
|---|---|
| Outdoor - Outdoor apparel, footwear and equipment | The North Face® Timberland® Smartwool® Icebreaker® Altra® |
| Active - Active apparel, footwear and accessories | Vans® Supreme® Napapijri® Kipling® Eastpak® JanSport® |
| Work - Work and work-inspired lifestyle apparel and footwear | Dickies® Timberland PRO® |

Other - included in the tables below for purposes of reconciliation of revenues and profit, but it is not considered a reportable segment. Other includes results primarily related to the sale of non-VF products and sourcing activities related to transition services.

The results of Supreme have been included in the Active segment since the December 28, 2020 acquisition date.

The Company continuously assesses the composition of its portfolio to ensure it is aligned with its strategic objectives and positioned to maximize growth and return to shareholders. In doing so, it evaluates whether changes may need to be made to our internal reporting structure to better support and assess the operations of our business going forward. If changes are made, we will assess the resulting effect on our reportable segments, operating segments and reporting units, if any.

The primary financial measures used by management to evaluate the financial results of VF's reportable segments are segment revenues and segment profit. Segment profit comprises the operating income and other income (expense), net line items of each segment.

Accounting policies used for internal management reporting at the individual segments are consistent with those in Note 1,

except as stated below. Corporate costs (other than common costs allocated to the segments), goodwill and indefinite-lived intangible asset impairment charges, net interest expense and loss on debt extinguishment are not controlled by segment management and therefore are excluded from the measurement of segment profit. Common costs such as information systems processing, retirement benefits and insurance are allocated from corporate costs to the segments based on appropriate metrics such as usage or employment. Corporate costs that are not allocated to the segments consist of corporate headquarters expenses (including compensation and benefits of corporate management and staff, certain legal and professional fees and administrative and general costs), costs of corporate programs or corporate-managed decisions, and other expenses which include a portion of defined benefit pension costs, development costs for management information systems, costs of registering, maintaining and enforcing certain of VF's trademarks and miscellaneous consolidated costs. Defined benefit pension plans in the U.S. are centrally managed. The current year service cost

VF CORPORATION
Notes to Consolidated Financial Statements
March 2022

component of pension cost is allocated to the segments, while the remaining pension cost components are reported in corporate and other expenses.

Segment assets, for internal management purposes, are those used directly in or resulting from the operations of each business, which are accounts receivable and inventories. Segment assets included in the Other category represent

balances primarily related to corporate activities, and are provided for purposes of reconciliation as the Other category is not considered a reportable segment. Total expenditures for additions to long-lived assets are not disclosed as this information is not regularly provided to the chief operating decision maker at the segment level.

Financial information for VF's reportable segments is as follows:

| (In thousands) | Year Ended March | | |
|--|----------------------|---------------------|----------------------|
| | 2022 | 2021 | 2020 |
| Segment revenues: | | | |
| Outdoor | \$ 5,327,568 | \$ 4,127,601 | \$ 4,643,956 |
| Active | 5,380,338 | 4,160,856 | 4,919,427 |
| Work | 1,133,149 | 945,680 | 886,419 |
| Other | 785 | 4,693 | 38,754 |
| Total segment revenues | \$ 11,841,840 | \$ 9,238,830 | \$ 10,488,556 |
| Segment profit (loss): | | | |
| Outdoor | \$ 795,523 | \$ 342,212 | \$ 516,089 |
| Active | 979,746 | 648,467 | 1,136,821 |
| Work | 193,492 | 27,141 | 50,383 |
| Other | (586) | (5,410) | (6,485) |
| Total segment profit | 1,968,175 | 1,012,410 | 1,696,808 |
| Impairment of goodwill and indefinite-lived intangible assets ^(a) | — | (12,400) | (323,223) |
| Corporate and other expenses ^(b) | (309,817) | (417,038) | (514,430) |
| Interest expense, net | (131,463) | (126,500) | (72,175) |
| Loss on debt extinguishment | (3,645) | — | (59,772) |
| Income from continuing operations before income taxes | \$ 1,523,250 | \$ 456,472 | \$ 727,208 |

^(a) Excludes \$8.0 million of impairment charges related to definite-lived intangible assets in the year ended March 2021, which are primarily recorded in the Work segment.

^(b) Certain corporate overhead and other costs of \$25.2 million during the year ended March 2020, previously allocated to the Work segment for segment reporting purposes, have been reallocated to continuing operations as discussed in Note 4.

VF CORPORATION
Notes to Consolidated Financial Statements
March 2022

(In thousands)

| | March 2022 | March 2021 |
|-------------------------------------|----------------------|----------------------|
| Segment assets: | | |
| Outdoor | \$ 1,307,244 | \$ 1,019,244 |
| Active | 1,110,691 | 1,025,327 |
| Work | 436,765 | 300,927 |
| Other | 31,815 | 14,361 |
| Total segment assets | 2,886,515 | 2,359,859 |
| Cash and equivalents | 1,275,943 | 815,750 |
| Short-term investments | — | 598,806 |
| Property, plant and equipment, net | 1,041,777 | 975,876 |
| Intangible assets and goodwill | 5,394,158 | 5,454,972 |
| Operating lease right-of-use assets | 1,247,056 | 1,476,434 |
| Other assets | 1,496,759 | 1,486,754 |
| Assets of discontinued operations | — | 587,578 |
| Consolidated assets | \$ 13,342,208 | \$ 13,754,029 |

Year Ended March

(In thousands)

| | 2022 | 2021 | 2020 |
|---|-------------------|-------------------|-------------------|
| Depreciation and amortization expense: | | | |
| Outdoor | \$ 95,860 | \$ 94,841 | \$ 91,657 |
| Active | 87,235 | 80,245 | 80,562 |
| Work | 14,439 | 20,785 | 14,856 |
| Other | 69,401 | 78,210 | 80,544 |
| | \$ 266,935 | \$ 269,081 | \$ 267,619 |

Supplemental information (with revenues by geographic area primarily based on the origin of the shipment) is as follows:

Year Ended March

(In thousands)

| | 2022 | 2021 | 2020 |
|---------------------------------------|----------------------|---------------------|----------------------|
| Total revenues: | | | |
| U.S. | \$ 6,178,300 | \$ 4,635,704 | \$ 5,520,317 |
| Foreign | 5,663,540 | 4,603,126 | 4,968,239 |
| | \$ 11,841,840 | \$ 9,238,830 | \$ 10,488,556 |
| Property, plant and equipment: | | | |
| U.S. | \$ 716,952 | \$ 621,777 | |
| Foreign | 324,825 | 354,099 | |
| | \$ 1,041,777 | \$ 975,876 | |

No single customer accounted for 10% or more of the Company's total revenues in the years ended March 2022, 2021 and 2020.

VF CORPORATION
Notes to Consolidated Financial Statements
March 2022

NOTE 21 — COMMITMENTS AND CONTINGENCIES

Commitments

VF is obligated under noncancelable operating leases. Refer to Note 10 for additional information related to future lease payments.

In the ordinary course of business, VF has entered into purchase commitments for finished products and raw materials. Total payments required under these agreements, which primarily relate to finished products, are \$3.0 billion, \$72.8 million and \$68.4 million for fiscal years 2023 through 2025, respectively, and no commitments thereafter.

VF has entered into commitments for (i) capital spending, (ii) service and maintenance agreements related to its management information systems, and (iii) other obligations. Future payments under these agreements are \$194.4 million, \$66.1 million, \$23.4 million, \$20.2 million and \$1.8 million for fiscal years 2023 through 2027, respectively, and no commitments thereafter.

Surety bonds, customs bonds, standby letters of credit and international bank guarantees, all of which represent contingent guarantees of performance under self-insurance and other programs, totaled \$110.2 million as of March 2022. These commitments would only be drawn upon if VF were to fail to meet its claims or other obligations.

Contingencies

As previously reported, V.F. Corporation ("VF") petitioned the U.S. Tax Court (the "Court") to resolve an Internal Revenue Service ("IRS") dispute regarding the timing of income inclusion associated with VF's acquisition of The Timberland Company in

September 2011. While the IRS argues that all such income should have been immediately included in 2011, VF has reported periodic income inclusions in subsequent tax years. Both parties moved for summary judgment on the issue, and on January 31, 2022, the Court issued its opinion in favor of the IRS. VF believes the opinion of the Court was in error based on the technical merits and intends to appeal; however, VF will be required to pay the 2011 taxes and interest being disputed or post a surety bond. It is anticipated that during Fiscal 2023, the IRS will assess, and VF will pay, the 2011 taxes and interest, which would be recorded as a tax receivable based on the technical merits of our position with regards to the case. The gross amount of taxes and interest as of April 2, 2022 was estimated at approximately \$845.0 million and will continue to accrue interest until paid. VF continues to believe its timing and treatment of the income inclusion is appropriate and VF is vigorously defending its position. However, should the Court opinion ultimately be upheld on appeal, this tax receivable may not be collected by VF. If the Court opinion is upheld, VF should be entitled to a refund of taxes paid on the periodic inclusions that VF has reported. However, any such refund could be substantially reduced by potential indirect tax effects resulting from application of the Court opinion. Deferred tax liabilities, representing VF's future tax on annual inclusions, would also be released. The net impact to tax expense estimated as of April 2, 2022 could be up to \$700.0 million.

The Company is currently involved in other legal proceedings that are ordinary, routine litigation incidental to the business. The resolution of which is not currently expected to have a material adverse impact on the Company's financial position, results of operations or cash flows.

NOTE 22 — EARNINGS PER SHARE

(In thousands, except per share amounts)

Earnings per share — basic:

Income from continuing operations

Weighted average common shares outstanding

Earnings per share from continuing operations

Earnings per share — diluted:

Income from continuing operations

Weighted average common shares outstanding

Incremental shares from stock options and other dilutive securities

Adjusted weighted average common shares outstanding

Earnings per share from continuing operations

Year Ended March

| 2022 | 2021 | 2020 |
|----------------|----------------|----------------|
| \$ 1,216,269 | \$ 354,906 | \$ 629,146 |
| 390,291 | 389,655 | 395,411 |
| \$ 3.12 | \$ 0.91 | \$ 1.59 |
| \$ 1,216,269 | \$ 354,906 | \$ 629,146 |
| 390,291 | 389,655 | 395,411 |
| 2,120 | 2,466 | 4,525 |
| 392,411 | 392,121 | 399,936 |
| \$ 3.10 | \$ 0.91 | \$ 1.57 |

Outstanding options to purchase approximately 3.2 million, 3.4 million and 1.5 million shares of Common Stock were excluded from the calculations of diluted earnings per share in the years ended March 2022, 2021 and 2020, respectively, because the effect of their inclusion would have been antidilutive to those years. In addition, 0.5 million, 0.6 million and 0.6 million shares

of performance-based RSUs were excluded from the calculations of diluted earnings per share in the years ended March 2022, 2021 and 2020, respectively, because these units were not considered to be contingent outstanding shares in those years.

VF CORPORATION
Notes to Consolidated Financial Statements
March 2022

NOTE 23 — FAIR VALUE MEASUREMENTS

Financial assets and financial liabilities measured and reported at fair value are classified in a three-level hierarchy that prioritizes the inputs used in the valuation process. A financial instrument's categorization within the valuation hierarchy is based on the lowest level of any input that is significant to the fair value measurement. The hierarchy is based on the observability and objectivity of the pricing inputs, as follows:

- Level 1 — Quoted prices in active markets for identical assets or liabilities.
- Level 2 — Significant directly observable data (other than Level 1 quoted prices) or significant indirectly observable

data through corroboration with observable market data. Inputs would normally be (i) quoted prices in active markets for similar assets or liabilities, (ii) quoted prices in inactive markets for identical or similar assets or liabilities, or (iii) information derived from or corroborated by observable market data.

- Level 3 — Prices or valuation techniques that require significant unobservable data inputs. These inputs would normally be VF's own data and judgments about assumptions that market participants would use in pricing the asset or liability.

Recurring Fair Value Measurements

The following table summarizes financial assets and financial liabilities that are measured and recorded in the consolidated financial statements at fair value on a recurring basis:

| (In thousands) | Total Fair Value | Fair Value Measurement Using ^(a) | | | |
|----------------------------------|------------------|---|---------|---------|--|
| | | Level 1 | Level 2 | Level 3 | |
| March 2022 | | | | | |
| Financial assets: | | | | | |
| Cash equivalents: | | | | | |
| Money market funds | \$ 324,868 | \$ 324,868 | \$ — | \$ — | |
| Time deposits | 1,100 | 1,100 | — | — | |
| Derivative financial instruments | 79,046 | — | 79,046 | — | |
| Deferred compensation | 125,323 | 125,323 | — | — | |
| Financial liabilities: | | | | | |
| Derivative financial instruments | 27,723 | — | 27,723 | — | |
| Deferred compensation | 129,078 | — | 129,078 | — | |
| Contingent consideration | 56,976 | — | — | 56,976 | |

| (In thousands) | Total Fair Value | Fair Value Measurement Using ^(a) | | |
|----------------------------------|------------------|---|---------|---------|
| | | Level 1 | Level 2 | Level 3 |
| March 2021 | | | | |
| Financial assets: | | | | |
| Cash equivalents: | | | | |
| Money market funds | \$ 216,591 | \$ 216,591 | \$ — | \$ — |
| Time deposits | 102,914 | 102,914 | — | — |
| Short-term investments | 598,806 | 598,806 | — | — |
| Derivative financial instruments | 13,257 | — | 13,257 | — |
| Deferred compensation | 141,072 | 141,072 | — | — |
| Financial liabilities: | | | | |
| Derivative financial instruments | 74,255 | — | 74,255 | — |
| Deferred compensation | 150,713 | — | 150,713 | — |
| Contingent consideration | 207,000 | — | — | 207,000 |

^(a) There were no transfers among the levels within the fair value hierarchy during the years ended March 2022 or 2021.

VF CORPORATION
Notes to Consolidated Financial Statements
March 2022

The following table presents the change in fair value of the contingent consideration liability designated as Level 3:

| (In thousands) | Year Ended March 2022 |
|--------------------------|--------------------------|
| Beginning Balance | \$ 207,000 |
| Change in fair value | (150,024) |
| Ending Balance | \$ 56,976 |

VF's cash equivalents include money market funds and time deposits with maturities within three months of their purchase dates, that approximate fair value based on Level 1 measurements. The fair value of derivative financial instruments, which consist of foreign exchange forward contracts, is determined based on observable market inputs (Level 2), including spot and forward exchange rates for foreign currencies, and considers the credit risk of the Company and its counterparties. VF's deferred compensation assets primarily represent investments held within plan trusts as an economic hedge of the related deferred compensation liabilities (Note 16). These investments primarily include mutual funds (Level 1) that are valued based on quoted prices in active markets. Liabilities related to VF's deferred compensation plans are recorded at amounts due to participants, based on the fair value of the participants' selection of hypothetical investments. VF's short-term investments at March 2021 included excess cash invested in a managed income fund that approximated fair value based on Level 1 measurements.

The contingent consideration represents the estimated amount of additional cash consideration to be paid to the selling shareholders of Supreme, which is dependent upon the achievement of certain financial targets over the one year earn-out period ended January 31, 2022. The estimated fair value of the contingent consideration liability, which could range from zero to \$300.0 million, was \$207.0 million as of March 2021. The contingent consideration liability has subsequently been remeasured at fair value with changes recognized in the selling, general and administrative expenses line item in the Consolidated Statements of Operations. As of March 2022, the fair value of the contingent consideration liability was remeasured to an estimated fair value of \$57.0 million based on the achievement levels of the financial targets. The contingent consideration is expected to be paid during the first half of Fiscal 2023. Refer to Note 3 for additional information on the acquisition of Supreme.

All other financial assets and financial liabilities are recorded in the consolidated financial statements at cost, except life insurance contracts which are recorded at cash surrender value. These other financial assets and financial liabilities include cash held as demand deposits, accounts receivable, short-term borrowings, accounts payable and accrued liabilities. At March 2022 and 2021, their carrying values approximated their fair values. Additionally, at March 2022 and 2021, the carrying values of VF's long-term debt, including the current portion, were \$5,085.3 million and \$5,710.2 million, respectively, compared with fair values of \$5,042.5 million and \$6,017.3 million at those respective dates. Fair value for long-term debt is a Level 2 estimate based on quoted market prices or values of comparable borrowings.

Nonrecurring Fair Value Measurements

Certain non-financial assets, primarily property, plant and equipment, lease right-of-use assets, goodwill and intangible assets, are not required to be measured at fair value on a recurring basis and are reported at carrying value. However, these assets are required to be assessed for impairment whenever events or circumstances indicate that their carrying value may not be fully recoverable, and at least annually for goodwill and indefinite-lived intangible assets. In the event an impairment is required, the asset is adjusted to fair value, using market-based assumptions.

The Company recorded \$6.4 million, \$14.8 million and \$14.6 million of impairments in the years ended March 2022, 2021 and 2020, respectively, related to retail store assets, associated lease right-of-use assets and other fixed assets. These impairments were recorded in the selling, general and administrative expenses line item in the Consolidated Statements of Operations.

Management performed its annual impairment testing of goodwill and indefinite-lived intangible assets as of the beginning of the fourth quarter of Fiscal 2022. Management performed a quantitative analysis of the Supreme reporting unit goodwill and indefinite-lived trademark intangible asset. A qualitative analysis was performed for all other reporting units and indefinite-lived trademark intangible assets. No impairment charges of goodwill or indefinite-lived trademark intangible assets were recorded as a result of the annual impairment testing completed as of the beginning of the fourth quarter of Fiscal 2022. No other impairment testing of goodwill or intangible assets was performed during the year ended March 2022.

The estimated fair values of the Supreme reporting unit and indefinite-lived trademark intangible asset, as determined in conjunction with the quantitative analysis performed during the Fiscal 2022 impairment testing, exceeded the carrying values by 5% and 3%, respectively. The carrying values of the reporting unit goodwill and indefinite-lived trademark intangible asset at the testing date were \$1.24 billion and \$1.19 billion, respectively. Management made its estimates based on information available as of the testing date, using assumptions believed to be consistent with those that market participants would use in performing an independent valuation. It is possible that VF's conclusions regarding impairment of the Supreme reporting unit goodwill or indefinite-lived trademark intangible asset could change in future periods.

See Critical Accounting Policies and Estimates within Management's Discussion and Analysis for additional discussion regarding non-recurring fair value measurements during the year ended March 2022.

VF CORPORATION
Notes to Consolidated Financial Statements
March 2022

VF recorded intangible asset impairment charges of \$20.4 million in the year ended March 2021 primarily due to the write-off of certain trademark and customer relationship balances, which resulted from strategic actions taken by the Company. A goodwill impairment charge of \$323.2 million was recorded in the year ended March 2020 related to the Timberland reporting unit.

Our impairment testing of goodwill, trademarks and customer relationship intangible assets utilizes significant unobservable inputs (Level 3) to determine fair value.

The fair value of reporting units for goodwill impairment testing is determined using a combination of two valuation methods: an income approach and a market approach. The income approach is based on projected future (debt-free) cash flows that are discounted to present value. The appropriate discount rate is based on the reporting unit's weighted average cost of capital ("WACC") that takes market participant assumptions into consideration. For the market approach, management uses both the guideline company and similar transaction methods. The guideline company method analyzes market multiples of revenues and earnings before interest, taxes, depreciation and amortization ("EBITDA") for a group of comparable public companies. The market multiples used in the valuation are based on the relative strengths and weaknesses of the reporting

unit compared to the selected guideline companies. Under the similar transactions method, valuation multiples are calculated utilizing actual transaction prices and revenue/EBITDA data from target companies deemed similar to the reporting unit.

Management uses the income-based relief-from-royalty method to value trademark intangible assets. Under this method, revenues expected to be generated by the trademark are multiplied by a selected royalty rate. The royalty rate is selected based on consideration of (i) royalty rates included in active license agreements, if applicable, (ii) royalty rates received by market participants in the apparel industry, and (iii) the current performance of the reporting unit. The estimated after-tax royalty revenue stream is then discounted to present value using the reporting unit's WACC adjusted, as appropriate, to factor in the risk of the intangible asset.

Management's revenue and profitability forecasts used in the reporting unit and intangible asset valuations were developed in conjunction with management's strategic plan review, and our resulting revised outlook for business performance, and considered recent performance and trends, including the impact of the COVID-19 pandemic, strategic initiatives and industry trends. Assumptions used in the valuations are similar to those that would be used by market participants performing independent valuations of these businesses.

NOTE 24 — DERIVATIVE FINANCIAL INSTRUMENTS AND HEDGING ACTIVITIES

Summary of Derivative Financial Instruments

All of VF's outstanding derivative financial instruments are foreign exchange forward contracts. Although derivatives meet the criteria for hedge accounting at the inception of the hedging relationship, a limited number of derivative contracts intended to hedge assets and liabilities are not designated as hedges for accounting purposes. The notional amounts of all outstanding

derivative contracts were \$2.9 billion and \$2.5 billion at March 2022 and 2021, respectively, consisting primarily of contracts hedging exposures to the euro, British pound, Canadian dollar, Swiss franc, Mexican peso, South Korean won, Swedish krona, Polish zloty and Japanese yen. Derivative contracts have maturities up to 20 months.

The following table presents outstanding derivatives on an individual contract basis:

| | Fair Value of Derivatives with Unrealized Gains | | Fair Value of Derivatives with Unrealized Losses | |
|---|--|------------------|---|--------------------|
| | March 2022 | March 2021 | March 2022 | March 2021 |
| Foreign currency exchange contracts designated as hedging instruments | \$ 79,046 | \$ 12,801 | \$ (27,678) | \$ (73,087) |
| Foreign currency exchange contracts not designated as hedging instruments | — | 956 | (45) | (1,168) |
| Total derivatives | \$ 79,046 | \$ 13,257 | \$ (27,723) | \$ (74,255) |

VF records and presents the fair values of all of its derivative assets and liabilities in the Consolidated Balance Sheets on a gross basis, even though they are subject to master netting agreements. If VF were to offset and record the asset and liability balances of its foreign exchange forward contracts on a net basis in accordance with the terms of its master netting agreements, the amounts presented in the Consolidated Balance Sheets as of March 2022 and 2021 would be adjusted from the current gross presentation to the net amounts as detailed in the following table:

VF CORPORATION
Notes to Consolidated Financial Statements
March 2022

| | March 2022 | | March 2021 | |
|---|------------------|----------------------|------------------|----------------------|
| | Derivative Asset | Derivative Liability | Derivative Asset | Derivative Liability |
| (In thousands) | | | | |
| Gross amounts presented in the Consolidated Balance Sheets | \$ 79,046 | \$ (27,723) | \$ 13,257 | \$ (74,255) |
| Gross amounts not offset in the Consolidated Balance Sheets | (18,721) | 18,721 | (13,246) | 13,246 |
| Net amounts | \$ 60,325 | \$ (9,002) | \$ 11 | \$ (61,009) |

Derivatives are classified as current or noncurrent based on maturity dates, as follows:

| | March 2022 | March 2021 |
|-------------------------------|------------|------------|
| (In thousands) | | |
| Other current assets | \$ 71,910 | \$ 7,440 |
| Accrued liabilities (Note 13) | (24,267) | (66,351) |
| Other assets (Note 11) | 7,136 | 5,817 |
| Other liabilities (Note 15) | (3,456) | (7,904) |

Cash Flow Hedges

VF uses derivative contracts primarily to hedge a portion of the exchange risk for its forecasted sales, inventory purchases, operating costs and intercompany royalties. The effects of cash flow hedging included in VF's Consolidated Statements of Operations and Consolidated Statements of Comprehensive Income are summarized as follows:

| | Gain (Loss) on Derivatives Recognized in OCI Year Ended March | | |
|---------------------------------|--|--------------|------------|
| | 2022 | 2021 | 2020 |
| (In thousands) | | | |
| Cash Flow Hedging Relationships | | | |
| Foreign currency exchange | \$ 71,494 | \$ (122,244) | \$ 100,336 |

| | Gain (Loss) Reclassified from Accumulated OCI into Income Year Ended March | | |
|--|---|-----------|-------------|
| | 2022 | 2021 | 2020 |
| (In thousands) | | | |
| Location of Gain (Loss) | | | |
| Net revenues | \$ (27,382) | \$ 2,596 | \$ (18,076) |
| Cost of goods sold | (26,346) | 19,485 | 94,376 |
| Selling, general and administrative expenses | (487) | 2,797 | 5,084 |
| Other income (expense), net | (219) | (137) | 10,304 |
| Interest expense | 108 | 107 | (13,177) |
| Total | \$ (54,326) | \$ 24,848 | \$ 78,511 |

Derivative Contracts Not Designated as Hedges

VF uses derivative contracts to manage foreign currency exchange risk on third-party accounts receivable and payable, as well as intercompany borrowings. These contracts are not designated as hedges, and are recorded at fair value in the Consolidated Balance Sheets. Changes in the fair values of these instruments are recognized directly in earnings. Gains or losses on these contracts largely offset the net transaction losses or gains on the related assets and liabilities. In the case of derivative contracts executed on foreign currency exposures that are no longer probable of occurring, VF de-designates these hedges and the fair value changes of these instruments are also recognized directly in earnings.

During the year ended March 2020, primarily as a result of the COVID-19 pandemic and actions expected to be taken by the Company, certain derivative contracts were de-designated as the hedged forecasted transactions were no longer deemed probable of occurring. Accordingly, the Company reclassified

amounts from accumulated OCI and recognized a \$9.8 million net gain in the year ended March 2020, which was primarily recorded in cost of goods sold. The impact of de-designated derivative contracts was not significant in the years ended March 2022 or 2021.

The changes in fair value of derivative contracts not designated as hedges that have been recognized as gains or losses in VF's Consolidated Statements of Operations were not material for the years ended March 2022, 2021 and 2020.

Other Derivative Information

At March 2022, accumulated OCI included \$47.7 million of pre-tax net deferred gains for foreign currency exchange contracts that are expected to be reclassified to earnings during the next 12 months. The amounts ultimately reclassified to earnings will depend on exchange rates in effect when outstanding derivative contracts are settled.

VF CORPORATION
Notes to Consolidated Financial Statements
March 2022

VF entered into interest rate swap derivative contracts in 2011 and 2003 to hedge the interest rate risk for issuance of long term debt due in 2021 and 2033, respectively. In each case, the contracts were terminated concurrent with the issuance of the debt, and the realized gain or loss was deferred in accumulated OCI. In connection with the full redemption of the aggregate principal amount of the outstanding 2021 notes in March 2020, the remaining pre-tax net deferred loss was recorded in interest expense in the year ended March 2020. The pre-tax net deferred gain, associated with the 2033 notes, and amounts to be reclassified from accumulated OCI into interest expense, are not significant. During the year ended March 2020, VF reclassified \$13.2 million of net deferred losses from accumulated OCI into interest expense.

Net Investment Hedge

The Company has designated its euro-denominated fixed rate notes, which represent €1.850 billion in aggregate principal, as a net investment hedge of VF's investment in certain foreign operations. Because this debt qualified as a nonderivative hedging instrument, foreign currency transaction gains or losses of the debt are deferred in the foreign currency translation and other component of accumulated OCI as an offset to the foreign currency translation adjustments on the hedged investments. During the years ended March 2022, 2021 and 2020, the Company recognized an after-tax gain of \$99.5 million, an after-tax loss of \$91.5 million and an after-tax loss of \$8.8 million, respectively, in OCI related to the net investment hedge transaction. Any amounts deferred in accumulated OCI will remain until the hedged investment is sold or substantially liquidated.

NOTE 25 — SUPPLEMENTAL CASH FLOW INFORMATION

| (In thousands) | Year Ended March | | |
|--|------------------|------------|------------|
| | 2022 | 2021 | 2020 |
| Income taxes paid, net of refunds ^(a) | \$ 263,733 | \$ 188,271 | \$ 286,819 |
| Interest paid, net of amounts capitalized | 123,476 | 89,807 | 76,540 |
| Noncash transactions: | | | |
| Property, plant and equipment expenditures included in accounts payable or accrued liabilities | 45,235 | 39,774 | 58,410 |
| Computer software costs included in accounts payable or accrued liabilities | 33,997 | 25,848 | 14,844 |

^(a) Includes both continuing and discontinued operations.

NOTE 26 — RESTRUCTURING

The Company typically incurs restructuring charges related to strategic initiatives and cost optimization of business activities, primarily related to severance and employee-related benefits.

Of the \$20.0 million of restructuring charges recognized in the year ended March 2022, \$18.3 million were reflected in selling, general and administrative expenses and \$1.7 million in cost of goods sold. Of the \$119.0 million of restructuring charges recognized in the year ended March 2021, \$75.1 million were reflected in selling, general and administrative expenses and \$43.9 million in cost of goods sold. Of the \$31.8 million of

restructuring charges recognized in the year ended March 2020, \$12.4 million were reflected in selling, general and administrative expenses and \$19.4 million in cost of goods sold. The Company has not recognized any significant incremental costs related to the accruals for the year ended March 2022 or prior periods.

Of the total restructuring accrual at March 2022, \$26.4 million is expected to be paid out within the next 12 months and is classified within accrued liabilities. The remaining \$0.5 million will be paid out beyond the next 12 months and thus is classified within other liabilities.

The components of the restructuring charges are as follows:

| (In thousands) | Year Ended March | | |
|---|------------------|------------|-----------|
| | 2022 | 2021 | 2020 |
| Severance and employee-related benefits | \$ 12,283 | \$ 64,972 | \$ 21,899 |
| Asset impairments | — | 23,087 | 5,211 |
| Accelerated depreciation | 7,016 | 11,256 | — |
| Inventory write-downs | — | 10,658 | 1,119 |
| Contract termination and other | 703 | 9,023 | 3,618 |
| Total restructuring charges | \$ 20,002 | \$ 119,006 | \$ 31,847 |

VF CORPORATION
Notes to Consolidated Financial Statements
March 2022

Restructuring costs by business segment are as follows:

| (In thousands) | Year Ended March | | |
|----------------|------------------|-------------------|------------------|
| | 2022 | 2021 | 2020 |
| Outdoor | \$ 4,523 | \$ 14,081 | \$ 7,094 |
| Active | 1,008 | 20,958 | 3,210 |
| Work | 2,315 | 31,907 | 2,193 |
| Other | 12,156 | 52,060 | 19,350 |
| Total | \$ 20,002 | \$ 119,006 | \$ 31,847 |

The activity in the restructuring accrual is as follows:

| (In thousands) | Severance | Other | Total |
|-------------------------------|------------------|-----------------|------------------|
| Accrual at March 2020 | \$ 38,052 | \$ 2,888 | \$ 40,940 |
| Charges | 64,972 | 9,393 | 74,365 |
| Cash payments and settlements | (44,258) | (4,285) | (50,543) |
| Adjustments to accruals | 3,206 | (1,218) | 1,988 |
| Impact of foreign currency | (162) | 166 | 4 |
| Accrual at March 2021 | 59,810 | 6,944 | 66,754 |
| Charges | 12,283 | 703 | 12,986 |
| Cash payments and settlements | (43,886) | (5,694) | (49,580) |
| Adjustments to accruals | (2,320) | (647) | (2,967) |
| Impact of foreign currency | (247) | (95) | (342) |
| Accrual at March 2022 | \$ 25,640 | \$ 1,211 | \$ 26,851 |

NOTE 27 — SUBSEQUENT EVENTS

On April 25, 2022, VF repaid the remaining \$500.0 million in aggregate principal amount of its outstanding 2.050% Senior Notes due April 2022, in accordance with the terms of the notes.

On May 17, 2022, VF's Board of Directors declared a quarterly cash dividend of \$0.50 per share, payable on June 21, 2022 to shareholders of record on June 10, 2022.

Schedule II — Valuation and Qualifying Accounts

| COL. A | COL. B | COL. C | | COL. D | COL. E |
|--|--------------------------------|--------------------------------------|----------------------------------|--------------|--------------------------|
| Description | Balance at Beginning of Period | ADDITIONS | | Deductions | Balance at End of Period |
| | | (1) Charged to Costs and Expenses | (2) Charged to Other Accounts | | |
| (In thousands) | | | | | |
| Year Ended March 2022 | | | | | |
| Allowance for doubtful accounts | \$ 33,654 | \$ (716) | \$ — | \$ 4,979 (a) | \$ 27,959 |
| Valuation allowance for deferred income tax assets | 500,601 | — | 115,932 (b) | — | 616,533 |
| Year Ended March 2021 | | | | | |
| Allowance for doubtful accounts | 37,099 | 20,673 | — | 24,118 (a) | 33,654 |
| Valuation allowance for deferred income tax assets | 172,912 | — | 327,689 (b) | — | 500,601 |
| Year Ended March 2020 | | | | | |
| Allowance for doubtful accounts | 19,009 | 32,927 | — | 14,837 (a) | 37,099 |
| Valuation allowance for deferred income tax assets | 177,987 | — | — | 5,075 (c) | 172,912 |

^(a) Deductions include accounts written off, net of recoveries, the effects of foreign currency translation and reclassifications.

^(b) Additions relate to circumstances where it is more likely than not that deferred income tax assets will not be realized and the effects of foreign currency translation.

^(c) Deductions relate to changes in circumstances which increase the amount of deferred income tax assets that will, more likely than not, be realized, and the effects of foreign currency translation.



CORPORATION

**1551 Wewatta St.
Denver, CO 80202**

For additional information, visit VFC.com



**Printed on paper that consists of
at least 10% post-consumer fiber.**