


Venn Partners Services Limited

Registered Number: 07047050

Directors' report and unaudited financial statements

For the year ended 31 December 2018

MONDAY



A8F4H21M

A54

30/09/2019

#228

COMPANIES HOUSE

Venn Partners Services Limited
Registered No: 07047050

Contents

	Page
Administrative information	1
Directors' report	2
Profit and loss account	3
Balance sheet	4
Statement of changes in equity	5
Notes to the financial statements	6

Venn Partners Services Limited
Registered No: 07047050

Administrative information

Directors

G McKenzie-Smith
L Venables

Secretary

Throgmorton Secretaries LLP (resigned on 1 March 2019)
4th Floor
Reading Bridge House
George Street
Reading
Berkshire
RG1 8LS

Registered Office

4th Floor
Reading Bridge House
George Street
Reading
Berkshire
RG1 8LS

Bankers

HSBC Bank plc
90 Baker Street
London
W1U 6AX

Solicitors

Macfarlanes LLP
20 Cursitor Street
London
EC4A 3LT

Venn Partners Services Limited
Registered No: 07047050

Directors' report

For the year ended 31 December 2018

The directors present their report together with the unaudited financial statements of Venn Partners Services Limited ("the Company") for the year ended 31 December 2018.

Directors

The directors of the Company during the year and up to the date of this report were:

G McKenzie-Smith
L Venables

Dividends

No dividends were paid during the year (2017: £nil).

Going concern

The members have informed the Company that they will provide such commercial and financial support as is necessary for the Company to continue in operation without any significant curtailment of its operations for the foreseeable future and at least for the next twelve months following the date of approval of these financial statements.

Accordingly, the directors consider it appropriate for these financial statements to be prepared on the going concern basis.

Statement of directors' responsibilities in respect of the financial statements

The directors are responsible for preparing the directors' report and the financial statements in accordance with applicable law and regulations.

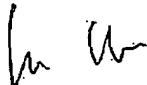
Company law requires the directors to prepare financial statements for each financial year. Under that law the directors have elected to prepare the financial statements in accordance with United Kingdom Generally Accepted Accounting Practice (United Kingdom Accounting Standards and applicable law). Under company law the directors must not approve the financial statements unless they are satisfied that they give a true and fair view of the state of affairs of the company and the profit or loss of the company for that period.

In preparing these financial statements, the directors are required to:

- select suitable accounting policies and then apply them consistently;
- make judgements and accounting estimates that are reasonable and prudent;
- state whether applicable UK Accounting Standards have been followed, subject to any material departures disclosed and explained in the financial statements;
- prepare the financial statements on the going concern basis unless it is inappropriate to presume that the company will continue in business.

The directors are responsible for keeping adequate accounting records that are sufficient to show and explain the company's transactions and disclose with reasonable accuracy at any time the financial position of the company and to enable them to ensure that the financial statements comply with the Companies Act 2006. They are also responsible for safeguarding the assets of the company and hence for taking reasonable steps for the prevention and detection of fraud and other irregularities.

By order of the board:



L Venables, Director
27 September 2019

Profit and loss account

For the year ended 31 December 2018

	Notes	2018 £	2017 £
Turnover			
Other income		-	-
		-	-
Administrative expenses		(831)	(1,588)
Operating loss	3	(831)	(1,588)
Other interest receivable		-	10,429
Profit on sale of fixed asset investments		2,625	4,616
Profit on ordinary activities before taxation		1,794	13,457
Taxation	6	(341)	(2,557)
Profit for the financial year		1,453	10,900

The operating profit is all derived from continuing operations.

The Company has no recognised income or expense other than the profit shown above and therefore no other comprehensive income is presented.

The notes on pages 6 - 10 form an integral part of these financial statements.

Venn Partners Services Limited
Registered No: 07047050.

Balance sheet

As at 31 December 2018

	Notes	2018 £	2017 £
Fixed assets			
Investments	7	1,345,519	1,347,832
Current assets			
Debtors	8	-	-
Cash at bank and in hand		11,588	10,224
		<u>11,588</u>	<u>10,224</u>
Creditors: amounts falling due within one year	9	<u>(781,004)</u>	<u>(783,406)</u>
Net current assets		<u>(769,416)</u>	<u>(773,182)</u>
Net assets		<u>576,103</u>	<u>574,650</u>
Capital and reserves			
Called up share capital		4,580	4,580
Profit and loss account		<u>571,523</u>	<u>570,070</u>
Total shareholder's funds		<u>576,103</u>	<u>574,650</u>

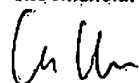
For the year ended 31 December 2018 the Company was entitled to exemption from audit under Section 477 of the Companies Act 2006 relating to small companies.

The members have not required the Company to obtain an audit of the accounts for the period in accordance with section 476 of the Companies Act 2006.

The directors acknowledge their responsibilities for:

- complying with the requirements of the Act with respect to accounting records and the preparation of the accounts;
- These financial statements have been prepared in accordance with the provisions applicable to companies' subject to the small companies' regime of the Companies Act 2006.

The financial statements were approved by the board on 27 September 2019 and signed on its behalf by:



L. Variables
Director

The notes on pages 6 - 10 form an integral part of these financial statements.

Statement of changes in equity

For the year ended 31 December 2018

	Called-up share capital	Profit and loss account	Total
	£	£	£
Balance as at 1 January 2017	100	559,170	559,270
Profit for the year	-	10,900	10,900
Total comprehensive income	-	10,900	10,900
Share capital issued	4,480	-	4,480
Balance as at 1 January 2018	4,580	570,070	574,650
Profit for the year	-	1,453	1,453
Total comprehensive income	-	1,453	1,453
Balance as at 31 December 2018	4,580	571,523	576,103

The notes on pages 6 - 10 form an integral part of these financial statements.

Venn Partners Services Limited
Registered No: 07047050

Notes to the financial statements

For the year ended 31 December 2018

1. Statutory information

The Company is a private Company, limited by shares, incorporated in England and Wales, registration number 07047050. The registered office is 4th Floor, Reading Bridge House, George Street, Reading, Berkshire, RG1 8LS.

2. Accounting policies

Basis of preparation

The financial statements have been prepared in accordance with applicable accounting standards including Financial Reporting Standard 102 *The Financial Reporting Standard Applicable in the UK and Republic of Ireland* (FRS 102) and the Companies Act 2006. The financial statements have been prepared on a going concern basis under the historical cost convention, modified to include certain items at fair value. The financial statements are presented in sterling which is the functional currency of the Company.

The significant accounting policies applied in the preparation of these financial statements are set out below. These policies have been consistently applied to all years presented unless otherwise stated.

The Company is exempt from preparing a statement of cash flows as the Company is a member of the Venn Partner LLP group which prepares publicly available audited consolidated statements which contain the Company. The consolidated financial statements are available at the registered office of Venn Partners LLP which is 4th Floor, Reading Bridge House, George Street, Reading, Berkshire, RG1 8LS.

Investments

Investments are recognised initially at fair value which is normally the transaction price, excluding transaction costs. Subsequently, they are measured at fair value through profit or loss if the shares are publicly traded or their fair value can otherwise be measured reliably. Other investments are measured at cost less impairment.

Impairment

Assets not measured at fair value are reviewed for any indication that the asset may be impaired at each balance sheet date. If such indication exists, the recoverable amount of the asset, or the asset's cash generating unit, is estimated and compared to the carrying amount. Where the carrying amount exceeds its recoverable amount, an impairment loss is recognised in profit or loss unless the asset is carried at a revalued amount where the impairment loss is a revaluation decrease.

Cash and cash equivalents

Cash and cash equivalents in the balance sheet comprise cash at banks and in hand.

Debtors and creditors receivable / payable within one year

Debtors and creditors with no stated interest rate and receivable or payable within one year are recorded at transaction price. Any losses arising from impairment are recognised in the profit and loss account in other administrative expenses.

Notes to the financial statements (continued)

For the year ended 31 December 2018

2. Accounting policies (continued)

Tax (continued)

Current tax represents the amount of tax payable or receivable in respect of the taxable profit (or loss) for the current or past reporting periods. It is measured at the amount expected to be paid or recovered using the tax rates and laws that have been enacted or substantively enacted by the balance sheet date.

Deferred tax represents the future tax consequences of transactions and events recognised in the financial statements of current and previous periods. It is recognised in respect of all timing differences, with certain exceptions. Timing differences are differences between taxable profits and total comprehensive income as stated in the financial statements that arise from the inclusion of income and expense in tax assessments in periods different from those in which they are recognised in the financial statements. Unrelieved tax losses and other deferred tax assets are recognised only to the extent that it is probable that they will be recovered against the reversal of deferred tax liabilities or other future taxable profits.

Deferred tax is measured using the tax rates and laws that have been enacted or substantively enacted by the balance sheet date that are expected to apply to the reversal of timing differences. Deferred tax on revalued non-depreciable tangible fixed assets and investment properties is measured using the rates and allowances that apply to the sale of the asset.

Turnover

Turnover is measured at the fair value of the consideration received or receivable net of VAT and trade discounts. The policies adopted for the recognition of turnover are as follows:

Interest and dividends receivable

Interest income is recognised using the effective interest method and dividend income is recognised as the company's right to receive payment is established.

Expenses

Expenses incurred have been recognised on an accruals basis.

Judgements and key sources of estimation uncertainty

The preparation of the financial statements requires management to make judgements, estimates and assumptions that affect the amounts reported for assets and liabilities as at the balance sheet date and the amounts reported for revenues and expenses during the year. However, the nature of estimation means that actual outcomes could differ from those estimates. The following judgements (apart from those involving estimates) have had the most significant effect on amounts recognised in the financial statements.

Taxation

The Company establishes provisions based on reasonable estimates for possible consequences of audits by the tax authorities of the consequences of audits by the tax authorities of the respective countries in which it operates. The amount of such provisions is based on various factors, such as experience with previous tax audits and differing interpretations of tax regulations by the taxable entity and the responsible tax authority. Management estimation is required to determine the amount of deferred tax assets that can be recognised, based upon likely timing and level of future taxable profits together with an assessment of the effect of future tax planning strategies. Further details are contained in note 6.

Notes to the financial statements (continued)

For the year ended 31 December 2018

2. Accounting policies (continued)

Investments

All investments are held at cost less impairment. The Company reviews investments and makes an assessment of whether there are any indicators of impairment. If any indications of impairment are present the Company makes an estimate of the recoverable amount.

3. Operating profit

Operating profit is stated after charging / (crediting):

	2018 £	2017 £
Administration expenses	1,275	1,289
Foreign exchange losses/(gains)	(444)	299
	<hr/>	<hr/>
	831	1,588

4. Employee numbers

The average monthly number of employees during the year ended 31 December 2018 was nil (2017: nil).

5. Directors' remuneration

During the year, the directors did not receive any remuneration in respect of services provided to the Company (2017: £nil).

Notes to the financial statements (continued)

For the year ended 31 December 2018

6. Taxation

(a) Analysis of charge in the year

	2018	2017
	£	£
Current tax:		
UK corporation tax at 19% (2017: 19%)	341	2,557
Adjustments in respect of previous periods	-	-
Total current tax	<u>341</u>	<u>2,557</u>

(b) Factors affecting the tax charge for the year

The tax assessed for the year is same as the standard rate of corporation tax of 19% (2017: 19%). The differences are reconciled below:

	2018	2017
	£	£
Profit/loss on ordinary activities before taxation	<u>1,794</u>	<u>13,457</u>
Profit on ordinary activities multiplied by the standard rate of tax at 19% (2017: 19%)	341	2,557
Adjustments in respect of previous periods	-	-
Total charge for the year	<u>341</u>	<u>2,557</u>

7. Investments

Cost:	Investments
	£
At 1 January 2018	1,347,832
Additions	-
Disposals	<u>(2,313)</u>
At 31 December 2018	<u>1,345,519</u>

Venn Partners Services Limited
Registered No: 07047050

Notes to the financial statements (continued)

For the year ended 31 December 2018

7. Investments (continued)

£Nil (2017: £2,313) represents investments in various offshore funds based in the Cayman Islands. £1,341,038 (2017: £1,341,038) represents the Company's investment in its parent, Venn Partners LLP, in which it has no voting rights. £4,481 (2017: £4,481) represents the Company's investment in Venn Hypotheken B.V.

8. Debtors

	2018 £	2017 £
Other debtors	-	-
	<hr/>	<hr/>
	-	-

9. Creditors: amounts falling due within one year

	2018 £	2017 £
Corporation tax	395	2,633
Amounts due to Venn Partners LLP	780,608	780,772
Amounts due to Venn Hypotheken B.V.	1	1
	<hr/>	<hr/>
	781,004	783,406

10. Related party transactions

The Company is a subsidiary of Venn Partners LLP. The registered office is 4th Floor, Reading Bridge House, George Street, Reading, Berkshire, RG1 8LS. At 31 December 2018, £780,608 (2017: £780,772) was owed to Venn Partners LLP and is included within creditors. Venn Hypotheken B.V. is a subsidiary of the Company. At 31 December 2018, the Company owed £1 (2017: £1) to Venn Hypotheken B.V. and is included within creditors.

11. Subsequent Events

There are no subsequent events to be disclosed.

12. Ultimate controlling party

The ultimate controlling party is the Managing Board of Venn Partners LLP.