

Company Registration Number : 06751712

Charity Registration Number : 1127204

The Ascension Trust

Trustees Annual Report and Accounts

31 December 2022



THURSDAY



ACCZRJU8

A17

28/09/2023

#79

COMPANIES HOUSE

The Ascension Trust

Report and accounts for the year ended 31 December 2022

Contents

	Page
Charity information	1
Trustees' Annual Report	2
Statement of directors' responsibilities	10
Independent Examiner's Report	12
Funds Statements:	
<i>Statement of Financial Activities</i>	14
<i>Statement of Financial Activities - Prior Year statement</i>	15
<i>Income and Expenditure account</i>	17
Cash Flow Statement	18
Balance sheet	21
Notes to the accounts	23

The Ascension Trust

Reference and Administrative Details

Trustees:

Mr O Ladega, Chair

Dr CC Ekhatior Deputy Chair

Reverend LW Isaac OBE

Mrs C Cato

Mr T Mathias-Nwaulune

Ms J Hedman

Reverend A M Bacon

Mr CJ Voke (resigned 4 October 2022)

Secretary: Mr AWH Crow

Chief Executive Officer: Mr Bejoy Pal

Principal Office: Alpha House Alpha Place, 158 Garth Road, Morden, Surrey SM4 4TQ

The charity is incorporated in England and Wales.

Company Registration Number 06751712

Charity Registration Number 1127204

Independent Examiner: Fred Lamptey & Co, Chartered Certified Accountants, 26 Felstead Way

Luton, LU2 7LH

The Ascension Trust

Trustees' Report

The trustees, who are directors for the purposes of company law, present the annual report together with the financial statements and Independent Examiner's report of The Ascension Trust (hereinafter called "AT") for the year ended 31 December 2022. This Report and the Accounts have been prepared to comply with the SORP FRS 102.

Structure, governance and management

AT is a charitable company limited by guarantee, governed by its Memorandum and Articles of Association adopted on the 1st January 2009. It has no share capital and the liability of each member in the event of winding-up is limited to £10. Prior to this, AT was a charitable trust but converted to a Charitable Company limited by guarantee due to the rapid expansion of the Trust.

Recruitment and appointment of trustees

AT is run by a board of directors which comprises eight directors (Trustees). The Trustees are both Trustees of the Charity and Directors of the Company. Where there is a need for new Trustees, these would be identified and appointed by the current Trustees.

Organisational Structure

At present, the eight Trustees come from a variety of professional backgrounds, each relevant to the activities of the charity. The Board of Trustees meets at least four times a year, receiving reports from the Chief Executive Officer (CEO) who currently is also a Trustee about the activities of the charity through its various projects set out below. The day-to-day management of the organisation is shouldered by a staff team, headed by the CEO. Such day-to-day management is supervised by the CEO and a Senior Management Team (SMT) that includes the Operations Director, the Legal & Policy Officer, Finance Manager, Office Manager and a volunteer legal consultant, the Company Secretary. The SMT receives regular reports (at least monthly) from the Finance Manager and serious consideration is given to the state of the charity's finances with appropriate reports being made to the Board of Directors for decisions to be made for the continuing financial viability of the charity. The remuneration of the paid SMT members is reviewed annually by the Board of Trustees who takes into consideration the level of pay accorded to people in similar positions within the Third Sector. The charity wholly owns its subsidiary trading company, Ascension Commercial Ltd, of which the CEO is also a Director. The principal business of the trading subsidiary is the supply of uniforms to Street Pastors, School and College Pastors, Rall Pastors, and Response Pastors together with merchandise that promotes the work of the charity through its various initiatives.

Induction and training of trustees

The chair of Trustees is responsible for the induction of any new Trustee. This involves awareness training of a Trustee's duties and responsibilities, the governing document, administrative procedures, as well as the history and ethos of the charity. A new Trustee will also receive a copy of the charity's governing document and the previous year's annual report and a copy of the Charity Commission leaflet 'The Essential Trustee: What You Need to Know'.

The Ascension Trust

Public benefit

AT has a number of schemes in operation which actively serve the public, namely Street Pastors, Response Pastors, School and College Pastors, Urban Youth Mission, Rail Pastors, the 60/40 Youth Project, the Synergy Network, Oyibi Project, Five2Medics and The Beacon Project. More details are provided below.

The trustees confirm that they have complied with the requirements of section 4 of the Charities Act 2011 to have due regard to the public benefit guidance published by the Charity Commission for England and Wales.

Objectives and activities

The principal objective of AT concerns the advancement of the community through outreach and training. Each year the trustees review the objectives and activities to ensure that they continue to reflect our aims. During this review, the trustees consider the Charity Commission's guidance on public benefit.

The aims of AT as set out in the charity's Memorandum of Association are summarised as follows:

- (a) To advance the Christian faith.
- (b) To relieve sickness and financial hardship.
- (c) To promote and preserve good physical, mental and emotional health.

This is achieved in the following ways:

- For the benefit of the public, transforming the direction of not only somebody's night but somebody's life.
- Offering human contact which reduces social isolation and provides connection within communities.
- Strengthening and preserving good physical, mental and emotional health of communities.
- By the use of volunteers, influencing and giving power to individuals over own lives and communities.
- Building strong resilient communities.
- Building positive relationships with the police, Local Authority and those who wish to partner with the Trust to reduce the challenges which is faced by all communities.

AT has demonstrated its power and ability to mobilise communities and build positive relationships with its partners, particularly the Police and Local Authorities and churches that together we call 'The Urban Trinity'.

The Ascension Trust

As set out below (Achievements and Performance), the charity aims to ensure and increase the safety of communities in the night-time economy, safety outside schools and colleges, to prevent suicides on train stations, to support and counsel those traumatised by national tragic events, engaging young people in positive community activities rather than gang-related violence and drawing out the enormous potential that young people have to impact their peers and the wider community for good, building solidarity and cooperation between charities, community agencies, the police and local authorities in addressing all the above issues. More details are given in the "Achievements and Performance" section below.

Volunteers

Volunteers perform a key task on behalf of AT. They are therefore central to meeting the aims and objectives of AT. It would be impossible to deliver our mission without them. At present, there are approximately 14,000 trained volunteers in England and Wales working for local charities operating under the AT umbrella as Street Pastors, School and College Pastors, Rail Pastors and Response Pastors. AT aims to sustain and increase its volunteer base. AT aims, through its social action initiatives, to train individuals for relevant and informed interaction at local, national and international levels.

Achievements and performance

Training

AT through its social action initiatives aims to train individuals for relevant and informed interaction at local, national and international levels.

- A number of new Street Pastors were added to the pool of Street Pastors serving UK during 2021. The individuals training were able to attend and complete their training through the Ascension Trust Online Training. The online training was launched in October 2020 with the hope of delivering training to all for Street Pastors, School, Leadership courses, Equality course and other bespoke training courses to both our Pastor's initiatives and to the public in general.
- New School Pastors trained online alongside Street Pastors in mental health, youth culture and listening skills in 2021.
- Training events took place across the networks in the areas of Roles & Responsibilities, Refresher courses and School Pastors.

Projects

Street Pastors

Street Pastors are trained volunteers who patrol the streets between the hours of 10pm and 4am (although this varies in some areas according to local needs). At present there are approximately 230 local initiatives up and down the country and more internationally. (Website: www.streetpastors.org.uk)

Response Pastors

Response Pastors deliver help to those who are traumatised by major disasters at events such as terrorist attacks, crashes and other incidents. They were last deployed for the Queen's lying in state and funeral.

The Ascension Trust

School and College Pastors

As of 31 December 2022, there were 35 initiatives in the UK. School Pastors meet students at the school gate, at the bus stop and go into schools with a caring and listening ear, ready to help staff in encouraging young people who are hurting and vulnerable. (Website: www.schoolpastors.org.uk)

Urban Youth Mission

This typically involves taking a group of young people away for a week where they can be inspired, share fellowship with each other, develop gifts and talents, grow and stay connected to God. . It was not possible to hold a mission this year.

Rail Pastors

Rail Pastors help to patrol on platforms and like Street Pastors they listen, care and help, thereby reducing risk maintaining the safety and wellbeing of the travellers.

60/40 Youth Project

Working in partnership with the Lambeth Methodist Circuit, the London City Mission and the Jerusalem Trust, this project equips young people in the Borough of Lambeth to realise their full potential and develop as responsible members of their community. Two full time youth workers are working within the church and wider community to equip and empower young people to play their part in community life.

The Synergy Network

AT leads this network bringing together organisations and individuals to work collaboratively to address knife and gun crime. Currently working in London, relationship is key as together we are stronger. The Synergy Network brings all voices to the table so that we unite behind one cry to bring peace and hope back to our streets and community. In the past.

Overseas Mission

This year, AT was unable to organise the annual mission to Ghana (see also Oyibi Project below.)

Oyibi Project

Situated in Greater Accra region, Ghana, Oyibi is working with exploited young women. No overseas mission was possible this year.

Five2Medics/The AT Beacon Project

Building wellness and resilience in communities facing challenges, disadvantage and requiring support, Five2Medics aim to improve lives, dismantle health inequalities and disparities and to reduce the impact of physical, psychological and social issues.

- Five2Medics deliver projects and initiatives that ease the health burdens on systems, communities and individuals.
- We promote health, dismantle misinformation and protect wellbeing in response to societal challenges, inequities, disadvantage and deprivation.
- We deliver these initiatives in partnership with key stakeholders through Commissioning, Collaboration, Partnership and Enterprise.

Since the disproportionate impact of COVID 19 on those from ethnic minorities backgrounds became apparent, Five2Medics have gathered at speed an expanding coalition of doctors, nurses, mental health workers, counsellors, social care professionals and allied health care workers to address the impact of the COVID 19 pandemic on those from ethnic minorities communities during the pandemic and beyond. As the pandemic reduced, the work of Five2Medics has paused but the team have seen a big growth with the AT Beacon Project.

The Ascension Trust

The AT Beacon Project is working currently across Lambeth, having Health and Well-being Hubs, providing access to trusted sources on health and well-being. The AT Beacon Project supports people to make healthy choices, provides mental health and peer support, and facilitates education and webinars for churches, faith groups and local communities. (website: www.atbeaconproject.org) Its work is anchored on the NHS Long Term Plan that states, 'While we cannot treat our way out of inequalities, the NHS can ensure that action to drive down health inequalities is central to everything we do.' The Project works closely with Lambeth Public Health and Impact on Urban Health; it operates a joint initiative with Alexander Rose Voucher Scheme providing a Fruit & Veg on Prescription scheme and works with a number of other organisations. A key objective of its work is to build trust in Black and other ethnic minority communities in Lambeth.

Principal funding sources

Although we generate income by way of donations from the public and churches, the principal funding source for the charity are contributions from its various initiatives (including Street Pastors Initiatives) in the form of licence fees. The licence fee income, when compared to the previous years has reduced. However, we would like to thank our initiatives who, notwithstanding their stressed financial circumstances, continue to contribute to the central funds so that AT can maintain its services to the whole network.

This financial year has been a very difficult one with the coronavirus pandemic resulting in many of the Street Pastor and School/College Pastor initiatives ceasing much of their activity for large parts of the year due to the Government lockdown regulations. AT was helped substantially since April 2020 to September 2021 with the Government Job Retention (furlough) scheme whereby a significant proportion of staff salaries were paid by the Government.

Also, the Board and its Finance Sub-Committee remains vigilant in their commitment to the work of AT, seeking to identify new opportunities to increase revenue and to review fundraising options.

We acknowledge and thank all those individuals, churches, and companies, who have supported the work of Ascension Trust in the past years through their kind donations of funds, advice and time.

Our specific thanks to the following organisations:

Church Communities UK	St Marks Kennington PCC
Christian Life Fellowship	Parochial Church Council
The Jerusalem Trust	New Testament Church of God
Micah Christian	Rye Lane Baptist Church
The Apostolic Church	Perry Rise Baptist Church
Berrymead Evangelical Church	

The Ascension Trust

Financial Review

The charity's financial position at the end of the year ended 31 December 2022

The financial position of the charity at 31 December 2022 and comparatives for the prior period, as more fully detailed in the accounts, can be summarised as follows:

	2022	2021
	£	£
Net (expenditure)/income	97,061	295,792
Unrestricted Revenue Funds available for the general purposes of the charity	885,461	776,673
Restricted Revenue Funds	40,392	52,119
Total Funds	925,853	828,792

Reserves

The Management and Trustees examined the charity's requirements for reserves in the light of the main risks to the organisation. It has established a policy whereby the unrestricted funds not committed or invested in tangible fixed assets held by AT is not less than 12 months of expenditure. This will allow AT to function properly, even if there is a significant downturn in income in the present economic circumstances. As at 31 December 2022, Ascension Trust had free reserves, being unrestricted funds not designated for a specific purpose, totalling £885,461 (2021: £776,673). This represents about 14 months of expected overhead expenditure.

The Management and Trustees acknowledge the significant shortfall of its target level and plan to continue to build reserves through operating surpluses and targeted funding applications. In the short term, the Management and Trustees have also considered the extent to which existing activities and expenditure could be curtailed, should such circumstances arise.

Investment policy and objectives

To date there has been very little financial headroom to consider any significant long-term investment opportunities. The Senior Management Team and Trustees remain active in exploring ways to improve the returns on cash reserves.

The Ascension Trust

Major risks and management of those risks

The CEO, along with the directors, routinely examines the business, reputation and operational risks when preparing strategic plans and budgets, and when considering forthcoming projects. In particular, AT is aware of the risks involved in working with its various constituencies, including:

- i. Associated projects around the UK
- ii. Vulnerable people including young people
- iii. Individual Street Pastors
- iv. Financial procedures
- v. International development

The SMT reviews the financial position of the charity on a monthly basis with the Finance Manager. The CEO seeks to raise funds in the many meetings he has across the UK. The Finance team regularly chase local Street Pastor initiatives for the payment of licence fees. The Board of Trustees receives financial reports at each of their meetings and will advise the CEO of strategies that need to be undertaken to address potential shortfalls in income. The Board of Trustees is aware of the pattern of the plateauing of licence fee income from the longer established Street Pastor Initiatives. The CEO and members of the SMT regularly speak to the coordinators and Chairs of the Management Teams and, where necessary and possible, meet with local initiatives to stimulate growth through fresh outworking of local charitable objectives.

A careful watch is kept upon the use of uniforms by local Initiatives to ensure no undermining of AT's reputation or brands. Furthermore, AT carries out regular Quality Assurance Reviews with local initiatives, particularly where concerns arise in dealings between AT and a local initiative.

The Refresher courses address the key issue of safety on the streets for all our Street Pastors and School and College Pastor initiatives.

Plans for future periods

AT will continue all its projects listed in the section above "Achievements and Performance – Projects" seeking, where the demand is expressed by local churches, to grow the number of Street Pastor initiatives nationally and internationally and School and College Pastor initiatives throughout the UK. Particular work will be continued to grow the 60/40 Youth Project, the Synergy Network and AT Beacon Project.

Further training of Response Pastors will be undertaken. AT will continue to provide online training for new Street Pastors and School Pastors nationally and internationally.

The Board of Trustees and the SMT will work with the AT Prayer Representatives to grow prayer for all its projects.

The Ascension Trust

Disclosure of Information to Independent Examiner


Each trustee has taken steps that they ought to have taken as a trustee in order to make themselves aware of any relevant independent examination information and to establish that the charity's independent examiner is aware of that information. The trustees confirm that there is no relevant information that they know of and of which they know the independent examiner is unaware.

Support

Having read this Report, please consider supporting the work of AT. Through our various projects, we are addressing key issues affecting our society today and the number of years that we have been operating is testimony to the effectiveness of our projects and methods of working. There is still much work to be done and your support will be invaluable to our contributing our part in improving the lives of young people and the wider community.

Please contact us on 020 8333 2809 or by email at finance@ascensiontrust.org.uk to make a donation or set up a standing order.

The annual report was approved by the trustees of the charity on 26/09/23 and signed on its behalf by:


.....
Dr C.C. Ekhatior
Trustee

The Ascension Trust

Statement of the Directors Trustees' Responsibilities

The charity's trustees are responsible for the preparation of the accounts in accordance with the terms of the Companies Act 2006, the Charities Act 2011 and the Charities (Accounts and Reports) Regulations 2008. Notwithstanding the explicit requirement in the extant statutory regulations, the Charities (Accounts and Reports) Regulations 2008, to prepare the financial statements in accordance with the SORP 2005, in view of the fact that the SORP 2005 has been withdrawn, the Trustees determined to interpret this responsibility as requiring them to follow current best practice and prepare the accounts according to the FRS 102 SORP (Statement of Recommended Practice for Accounting and Reporting by Charities) 2015, (as amended by the Bulletin issued in October 2018 and applicable to all accounting periods beginning on or after 1st January 2019), (The SORP), . particular, the Companies Act 2006 and charity law require the Board of Trustees to prepare financial statements for each financial year which give a true and fair view of the state of affairs of the charity as at the end of the financial year and of the surplus or deficit of the charity. In preparing those financial statements the Board is required to:

- Prepare the accounts in accordance with United Kingdom Generally Accepted Accounting Practice (United Kingdom Accounting Standards and applicable law).
- Select suitable accounting policies and apply them consistently.
- Make judgements and estimates that are reasonable and prudent.
- Prepare the financial statements on the going concern basis unless it is inappropriate to presume that the charity will continue in business.
- State whether applicable accounting standards and statements of recommended practice had been followed, subject to any material departures disclosed and explained in the financial statements.

The law requires that the trustees must not approve the accounts unless they are satisfied that they give a true and fair view of the state of affairs of the charity and of the surplus or deficit of the charity for the year.

The Trustees are also responsible for maintaining adequate accounting records which disclose with reasonable accuracy at any time the financial position of the charity and which are sufficient to show and explain the charity's transactions and enable them to ensure that the financial statements comply with the Companies Act 2006 and comply with regulations made under the Charities Act. They are also responsible for safeguarding the assets of the charity and hence for taking reasonable steps for the prevention and detection of fraud and other irregularities.

The Trustees are also responsible for the contents of the Trustees' report, and the statutory responsibility of the Independent Examiner in relation to the Trustees' report is limited to examining the report and ensuring that, the report is consistent with the figures disclosed in the financial statements.

Method of preparation of accounts - Small company provisions


The Ascension Trust

The financial statements are set out on pages 14 to 40.

The financial statements have been prepared implementing the FRS 102 SORP (Statement of Recommended Practice for Accounting and Reporting by Charities) 2015, (as amended by the Bulletin issued in October 2018 and applicable to all accounting periods beginning on or after 1st January 2019), (The SORP), and in accordance with the Financial Reporting Standard 102, (effective 1st January 2016).

These financial statements have been prepared in accordance with the provisions in Part 15 of the Companies Act 2006 applicable to companies subject to the small companies' regime.

Approved by the trustees of the charity on 26/09/23 and signed on its behalf by:



Dr C.C Ekhatör
Trustee

The Ascension Trust

Independent Examiner's Report to the trustees of The Ascension Trust

I report to the charity trustees on my examination of the accounts of the charity for the year ended 31 December 2022 which are set out on pages 14 to 43. The charity's gross income exceeded £250,000 and I am qualified to undertake the examination by being a qualified member of Association of Chartered Certified Accountants.

Respective responsibilities of trustees and examiner

As the charity's trustees of The Ascension Trust (and also its directors for the purposes of company law) you are responsible for the preparation of the accounts in accordance with the requirements of the Companies Act 2006 ('the 2006 Act').

Having satisfied myself that the accounts of The Ascension Trust are not required to be audited under Part 16 of the 2006 Act and are eligible for independent examination, I report in respect of my examination of your charity's accounts as carried out under section 145 of the Charities Act 2011 ('the 2011 Act'). In carrying out my examination I have followed the Directions given by the Charity Commission under section 145(5)(b) of the 2011 Act.


Independent examiner's statement

I have completed my examination. I confirm that no matters have come to my attention in connection with the examination giving me cause to believe:

1. accounting records were not kept in respect of The Ascension Trust as required by section 386 of the 2006 Act; or
2. the accounts do not accord with those records; or
3. the accounts do not comply with the accounting requirements of section 396 of the 2006 Act other than any requirement that the accounts give a 'true and fair view' which is not a matter considered as part of an independent examination; or
4. the accounts have not been prepared in accordance with the methods and principles of the Statement of Recommended Practice for accounting and reporting by charities [applicable to charities preparing their accounts in accordance with the Financial Reporting Standard applicable in the UK and Republic of Ireland (FRS 102)].

I have no concerns and have come across no other matters in connection with the examination to which attention should be drawn in this report in order to enable a proper understanding of the accounts to be reached.

The Ascension Trust



Fred Lamprey
Fred Lamprey & Co
Chartered Certified Accountant and Independent Examiner
26 Felstead Way
Luton,
LU2 7LH

Date: 27/09/23

The Ascension Trust

Statement of Financial Activities (including the Income and Expenditure Account for the year ended 31 December 2022, as required by the Companies Act 2006)

	SORP Ref	Current year Unrestricted Funds 2022 £	Current year Restricted Funds 2022 £	Current year Total Funds 2022 £	Prior Year Total Funds 2021 £
Income & Endowments from:					
Donations & Legacies	A1	393,509	41,303	434,812	426,149
Charitable activities	A2	333,392	-	333,392	269,521
Other trading activities	A3	36,282	-	36,282	18,662
Investments	A4	1,474	-	1,474	339
Other	A5	2,332	-	2,332	57
Total income	A	766,989	41,303	808,292	714,728
Expenditure on:					
Raising funds	B1	74,213	-	74,213	76,345
Charitable activities	B2	583,988	53,030	637,018	342,591
Total expenditure	B	658,201	53,030	711,231	418,936
Net income for the year		108,788	(11,727)	97,061	295,792
Net income after transfers	A-B-C	108,788	(11,727)	97,061	295,792
Net movement in funds		108,788	(11,727)	97,061	295,792
Reconciliation of funds:-					
Total funds brought forward	E	776,673	52,119	828,792	533,000
Total funds carried forward		885,461	40,392	925,853	828,792

The 'SORP Ref' indicated above is the classification of income set out in the formal SORP documents. As required by paragraph 4.60 of the SORP, the brought forward and carried forward funds above have been agreed to the Balance Sheet.

A separate Statement of Total Recognised Gains and Losses is not required as this statement includes all recognised gains and losses.

All activities derive from continuing operations

The notes attached on pages 23 to 31 form an integral part of these accounts.

The Ascension Trust

The Ascension Trust - Analysis of prior year total funds, as required by paragraph 4.2 of the SORP

	SORP Ref	Prior Year Unrestricted Funds	Prior Year Restricted Funds	Prior Year Total Funds
		2021 £	2021 £	2021 £
Income & Endowments from:				
Donations & Legacies	A1	395,509	30,640	426,149
Charitable activities	A2	269,521	-	269,521
Other trading activities	A3	18,662	-	18,662
Investments	A4	339	-	339
Other	A5	57	-	57
Total income	A	684,088	30,640	714,728
Expenditure on:				
Raising funds	B1	76,345	-	76,345
Charitable activities	B2	287,812	44,779	342,591
Other	B3	-	-	-
Tax on surplus on ordinary activities	B3	-	-	-
Other taxation	B3	-	-	-
Total expenditure	B	374,157	44,779	418,936
Net gains on investments	B4	-	-	-
Net income for the year		309,931	(14,139)	295,792
Transfers between funds	C	-	-	-
Net income after transfers		309,931	(14,139)	295,792
Net movement in funds		309,931	(14,139)	295,792
Reconciliation of funds:-				
Total funds brought forward	E	466,742	66,258	533,000
Total funds carried forward		776,673	52,119	828,792

All activities derive from continuing operations.

A separate Statement of Total Recognised Gains and Losses is not required as this statement includes all recognised gains and losses.

The notes attached on pages 23 to 31 form an integral part of these accounts.

The Ascension Trust

The Ascension Trust - Resources applied in the year ended 31 December 2022 towards fixed assets for Charity use:-

	2022 £	2021 £
Funds generated in the year as detailed in the SOFA	97,061	295,792
Resources applied on functional fixed assets	(3,433)	(7,076)
Other applications of funds	-	-
Net resources available to fund charitable activities	93,628	288,716

The notes attached on pages 23 to 31 form an integral part of these accounts.

Movements in revenue and capital funds for the year ended 31 December 2022

Revenue accumulated funds

	Unrestricted Funds 2022 £	Restricted Funds 2022 £	Total Funds 2022 £	Last year Total Funds 2021 £
Accumulated funds brought forward	776,673	52,119	828,792	532,997
Recognised gains and losses before transfers	108,788	(11,727)	97,061	295,792
	885,461	40,392	925,853	828,789
Closing revenue funds	885,461	40,392	925,853	828,789

Summary of funds

	Unrestricted and Designated funds 2022 £	Restricted Funds 2022 £	Total Funds 2022 £	Last Year Total Funds 2021 £
Revenue accumulated funds	885,461	40,392	925,853	828,789

The notes attached on pages 23 to 31 form an integral part of these accounts.

The Ascension Trust

The Ascension Trust Income and Expenditure Account for the year ended 31 December 2022 as required by the Companies Act 2006

	2022 £	2021 £
Income		
Income from operations	804,486	714,332
Investment income and interest		
Interest receivable	1,474	339
Other operating income	2,332	57
Gross income in the year before exceptional items	808,292	714,728
Gross income in the year including exceptional items	808,292	714,728
Expenditure		
Charitable expenditure, excluding depreciation and amortisation	515,356	329,567
Depreciation and amortisation	9,637	8,902
Fundraising costs	74,213	78,345
Governance costs	110,808	3,531
Interest payable	1,019	591
Realised losses on disposals of social investments which are programme related	-	-
Total expenditure in the year	711,231	418,936
Net income before tax in the financial year	97,061	295,792
Tax on surplus on ordinary activities	-	-
Net income after tax in the financial year	97,061	295,792
Retained surplus for the financial year	97,061	295,792
All activities derive from continuing operations		

In accordance with the provisions of the Companies Act 2006, the headings and subheadings used in the Income and Expenditure account have been adapted to reflect the special nature of the charity's activities.

The notes attached on pages 23 to 31 form an integral part of these accounts.

The Ascension Trust

Cash Flow Statement for the year ended 31 December 2022

	2022	2021
	£	£
Cash flows from operating activities:		
Net cash provided by operating activities as shown below	A 171,213	232,232
Cash flows from investing activities		
Interest received	1,474	339
Purchase of property, plant and equipment	(3,433)	(7,076)
Net cash provided by investing activities	B (1,959)	(6,737)
Cash flows from financing activities		
Repayment of amounts borrowed	(9,829)	(4,733)
Net cash provided by financing activities	C (9,629)	(4,733)
Overall cash provided by all activities	A+B+C 159,625	220,762
Cash movements		
Change in cash and cash equivalents from activities in the year ended 31 December 2022	159,625	220,762
Cash and cash equivalents at 1 January 2022	505,913	285,149
Change in cash and cash equivalents due to exchange rate movements	-	-
Cash at bank and in hand less overdrafts at 31 December	665,538	505,913

The Ascension Trust

Cash Flow Statement for the year ended 31 December 2022

The Ascension Trust

Cash Flow Statement for the year ended 31 December 2022 - Continued

Reconciliation of net income to net cash flow from operating activities

Net income as shown in the Statement of Financial Activities	97,081	285,792
<i>Adjustments for:-</i>		
Depreciation charges	9,837	8,903
Write downs of Investments	-	-
Net unrealised losses on Investment assets	-	-
Dividends, interest and rents from investments	(1,474)	(339)
Decrease in debtors	29,272	(57,681)
Increase in creditors, excluding loans	38,517	(14,463)
Net cash provided by operating activities	<u>171,213</u>	<u>232,232</u>
Analysis of cash and cash equivalents		
	2022	2021
	£	£
Cash in hand at for the year ended 31 December 2022	665,538	505,913
Notice deposits - (less than 3 months)	-	-
Total cash and cash equivalents	<u>665,538</u>	<u>505,913</u>

The Ascension Trust

Cash Flow Statement for the year ended 31 December 2022
The Ascension Trust

Cash Flow Statement for the year ended 31 December 2022 - Continued

Analysis of change in net debt

	<i>At start of year</i>	<i>Cash Flows and</i>	<i>At end of year</i>
Cash	505,913	159,625	665,538
		159,625	159,625
Loans falling due within one year:	(10,648)	-1,019	(9,629)
Loans falling due after more than one year	(34,619)	8,610	(26,009)
Total	<u>460,646</u>	<u>169,254</u>	<u>123,987</u>

The Ascension Trust - Balance Sheet as at 31 December 2022

		SORP		
	Note	Ref	2022	2021
			£	£
Fixed assets		A		
Tangible assets	9	A2	219,664	226,069
Investments held as fixed assets	10	A4	1	1
Total fixed assets			219,665	226,070
Current assets		B		
Debtors	11	B2	177,257	206,529
Cash at bank and in hand		B4	665,538	505,913
Total current assets			842,795	712,442
Creditors: amounts falling due within one year	12	C1	(110,599)	(75,101)
Net current assets			732,196	637,341
Net assets			951,861	863,411
Creditors: amounts falling due after more than one year	13	C2	(26,009)	(34,619)
The total net assets of the charity			925,853	828,792

The total net assets of the charity are funded by the funds of the charity, as follows:-

Restricted funds				
Restricted Revenue Funds	17	D2	40,392	52,119
			40,392	52,119
Unrestricted Funds				
Unrestricted Revenue Funds	17	D3	885,461	776,673
			885,461	776,673
Designated Funds				
Total charity funds			925,853	828,792

The 'SORP Ref' indicated above is the classification of Balance Sheet Items as set out in the formal SORP documents. As required by paragraph 4.60 of the SORP, the brought forward and carried forward funds above have been agreed to the SOFA.

The directors are satisfied that the company is entitled to exemption from the requirement to obtain an audit under section 477 of the Companies Act 2006.


The Ascension Trust - Balance Sheet as at 31 December 2022

The members have not required the company to obtain an audit in accordance with section 476 of the Act.

The directors acknowledge their responsibilities for complying with the requirements of the Companies Act 2006 with respect to accounting records and the preparation of accounts.

The charity is subject to Independent Examination under charity legislation, and the report of the Independent Examiner is on page 12.

The financial statements have been prepared in accordance with the provisions in Part 15 of the Companies Act 2006, applicable to companies subject to the small companies regime.



Dr C. C Ekhtor
Trustee

Approved by the board of trustees on 26/09/ 2023.

The notes attached on pages 23 to 31 form an integral part of these accounts.

The Ascension Trust

Notes to the Accounts for the year ended 31 December 2022

1 Accounting policies

Policies relating to the production of the accounts:

Base of preparation and accounting convention

The accounts have been prepared on the accruals basis, under the historical cost convention, and in accordance with the Financial Reporting Standard 102, (effective 1st January 2018) and 'FRS 102 SORP (Statement of Recommended Practice for Accounting and Reporting by Charities) 2015, (as amended by the Bulletin issued in October 2018 and applicable to all accounting periods beginning on or after 1st January 2019), (The SORP), published by the Charity Commission in England & Wales (CCEW), effective January 2018, and in accordance with all applicable law in the charity's jurisdiction of registration, except that the charity has prepared the financial statements in accordance with the FRS 102 SORP (Statement of Recommended Practice for Accounting and Reporting by Charities) 2015, (as amended by the Bulletin issued in October 2018 and applicable to all accounting periods beginning on or after 1st January 2019), (The SORP), in preference to the previous SORP, the SORP 2005, which has been withdrawn, notwithstanding the fact that the extant statutory regulations, the Charities (Accounts and Reports) Regulations 2008 refer explicitly to the SORP 2005. This has been done to accord with current best practice.

Presentation Currency:

The financial statements are prepared in £ which is the functional currency of the charity. Monetary amounts in these financial statements are rounded to the nearest £.

Policies relating to categories of income and income recognition.

Nature of income

Gross income represents the value, net of value added tax and discounts, of goods provided to customers and work carried out in respect of services provided to customers.

Categories of income

Income from a non-exchange transaction is where the charity receives value from the donor without providing equal value in exchange, and includes donations of money, goods and services freely given without giving equal value in exchange.

Income recognition

All income is recognised once the charity has entitlement to the income, it is probable that the income will be received and the amount of the income receivable can be measured reliably.

Where there are terms or conditions attached to incoming resources, particularly grants, then these terms or conditions must be met before the income is recognised as the entitlement condition will not be satisfied until that point. Where terms or conditions have not been met or uncertainty exists as to whether they can be met then the relevant income is not recognised in the year but deferred and shown on the balance sheet as deferred income.

Accounting for deferred income and income received in advance

Where terms and conditions relating to income have not been met or uncertainty exists as to whether the charity can meet any terms or conditions otherwise within its control, income is not recognised but is deferred as a liability until it is probable that the terms or conditions imposed can be met.

Any grant that is subject to performance-related conditions received in advance of delivering the goods and services required by that condition, or is subject to unmet conditions wholly outside the control of the recipient charity, is accounted for as a liability and shown on the balance sheet as deferred income. Deferred income is released to income in the reporting period in which the performance-related or other conditions that limit recognition are met.

When income from a grant or donation has not been recognised due to the conditions applying to the gift not being wholly within the control of the recipient charity, it is disclosed as a contingent asset if receipt of the grant or donation is probable once those conditions are met.

The Ascension Trust

Notes to the Accounts for the year ended 31 December 2022

Where time related conditions are imposed or implied by a funder, then the income is apportioned to the time periods concerned, and, where applicable, is accounted for as a liability and shown on the balance sheet as deferred income. When grants are received in advance of the expenditure on the activity funded by them, but there are no specific time related conditions, then the income is not deferred.

Any condition that allows for the recovery by the donor of any unexpended part of a grant does not prevent recognition of the income concerned, but a liability to any repayment is recognised when repayment becomes probable.

Policies relating to expenditure on goods and services provided to the charity.

Recognition of liabilities and expenditure.

A liability, and the related expenditure, is recognised when a legal or constructive obligation exists as a result of a past event, and when it is more likely than not that a transfer of economic benefits will be required in settlement, and when the amount of the obligation can be measured or reliably estimated.

Liabilities arising from future funding commitments and constructive obligations, including performance related grants, where the timing or the amount of the future expenditure required to settle the obligation are uncertain, give rise to a provision in the accounts, which is reviewed at the accounting year end. The provision is increased to reflect any increases in liabilities, and is decreased by the utilisation of any provision within the period, and reversed if any provision is no longer required. These movements are charged or credited to the respective funds and activities to which the provision relates.

Allocating costs to activities

Direct costs that are specifically related to an activity are allocated to that activity. Support and overhead costs are allocated between fundraising activities and charitable activities. Governance costs are those support costs which relate to the strategic and day to day management of a charity. Support costs, overhead costs and any shared direct costs are apportioned between activities as follows :-

Staffing - on the basis of time spent in connection with any particular activity.

Other support costs, overheads and shared direct - on the basis of the usage of resources, in terms of time taken, capacity used, request made or other measures.

Volunteers

In accordance with the SORP, and in recognition of the difficulties in placing a monetary value on the contribution from volunteers, the contribution of volunteers is not included within the income of the charity.

However, the trustees value the significant contribution made to the activities of the charity by unpaid volunteers and this is described more fully in Note 5.

Policies relating to assets, liabilities and provisions and other matters.

Tangible fixed assets

Tangible fixed assets are measured at their original cost value, or subsequent revaluation, or if donated, as described above. Cost value includes all costs expended in bringing the asset into its intended working condition.

Depreciation has been provided at the following rates in order to write off the assets to their anticipated residual value over their estimated useful lives.

Freehold premises	2 % straight line
Office Equipments	15 % straight line
Furnitures & Fixtures	20 % reducing balance

Debtors are measured at their recoverable amounts at the balance sheet date.

The Ascension Trust

Notes to the Accounts for the year ended 31 December 2022

Creditors and provisions

Trade creditors are recognised initially at the transaction price and subsequently measured at amortised cost using effective interest method.

Financial Instruments including cash and bank balances

Cash held by the charity is included at the amount actually held and counted at the year end. Bank balances, whether in credit or overdrawn, are shown at the amounts properly reconciled to the bank statements.

Pensions - defined contribution schemes

The charity operates a defined contribution pension scheme. Contributions are charged to the profit and loss account as they become payable in accordance with the rules of the scheme.

Fund Accounting

Unrestricted funds are available for use at the discretion of the trustees in furtherance of the general objectives of the charity.

There are no designated funds.

Restricted funds are subjected to restrictions on their expenditure imposed by the donor or through the terms of an appeal or as implied by law.

There are no endowment funds.

2 Significance of financial instruments to the charity's position

The charity do not hold any financial instrument.

3 Net surplus before tax in the financial year

	2022 £	2021 £
The net surplus before tax in the financial year is stated after charging:-		

Depreciation of owned fixed assets	9,837	8,902
Trustees' remuneration	43,700	37,421
Pension costs	7,058	3,987

4 Interest payable	2022 £	2021 £
--------------------	-----------	-----------

Bank interest payable	1,019	591
-----------------------	-------	-----

5 The contribution of volunteers

The charity depends on the support of its volunteers, which is much appreciated. The arrangements with volunteers are difficult to value precisely in monetary terms and have not been recognised in the Statement of Financial Activities. The volunteers and the charity accept and agree that no contract of employment is created by these arrangements.

6 Staff costs and emoluments

Salary costs	2022 £	2021 £
Gross Salaries excluding trustees and key management personnel	342,024	188,819
Employer's National Insurance for all staff	35,143	15,025
Employer's operating costs of defined contribution pension schemes	7,058	3,987
Trustees' Remuneration as detailed in note 8	43,700	-
Other benefits paid to trustees, as detailed in note 8	57,092	-
Total salaries, wages and related costs	485,017	207,831

The Ascension Trust

Notes to the Accounts for the year ended 31 December 2022

The average number of part-time staff employed in the year was:	8	3
The average number of full time staff employed in the year was	9	7
The estimated full time equivalent number of all staff employed in the year was.	13	8
<i>The estimated equivalent number of full time staff deployed in different activities in the year was:-</i>		13
Engaged on charitable activities	7	8
Engaged on fundraising activities	1	-
Engaged on management and administration	6	-
<i>The estimated full time equivalent number of all staff employed as above</i>	<u>12</u>	<u>8</u>

The details of remuneration paid to trustees is shown in note 8

No employees received emoluments (excluding pension costs) in excess of £60,000 per annum.

7 Defined contribution pension schemes

The charity operates a defined contribution pension scheme, the costs of which are shown above.

Any liabilities and assets associated with the scheme are shown under debtors and creditors.

8 Remuneration and payments to Trustees and persons connected with them

	2022 £	2021 £
Remuneration payable to trustees or connected persons		
Rev Les Isaac	48,673	37,421
Total remuneration	<u>48,673</u>	<u>37,421</u>

The trustee is tasked with the fund-raising activities for the charity. The Board of Trustees appointed the above named Trustee to source for funds and acts as the charity official fundraiser for the continuity of the charity.

	2022 £	2021 £
Fees paid to trustees:		
Dr Ekhtor & Associates	57,092	-
	<u>57,092</u>	<u>-</u>

A related party a trustee was paid for work done as a GP clinical lead for Ascension Trust new initiative AT Beacon Project.

The Ascension Trust

Notes to the Accounts for the year ended 31 December 2022

9 Tangible fixed assets

<i>Current Year</i>	Land and Buildings	Office Equipment	Furniture & Fitting	Total	Total
	£	£	£	£	£
Cost:					
At 1 January 2022	283,478	48,714	4,609	334,799	334,799
Additions:	-	3,433	-	3,433	3,433
At 31 December 2022	283,478	50,147	4,609	338,232	338,232
Depreciation:					
At 1 January 2022	73,592	31,027	4,111	108,730	108,730
Charge for the year	5,670	4,093	75	9,838	9,838
At 31 December 2022	79,262	35,120	4,186	118,568	118,568
Net book value					
At 31 December 2022	204,214	15,027	423	219,664	219,664
<i>Prior Year</i>	Land and Buildings	Office Equipment	Furniture & Fitting	Total	Total
	£	£	£	£	£
Cost:					
01 January 2021	283,476	39,838	4,609	327,723	327,723
Additions:	-	7,076	-	7,076	7,076
31 December 2021	283,476	46,714	4,609	334,799	334,799
Depreciation:					
01 January 2021	67,922	27,918	3,987	99,827	99,827
Charge for the year	5,670	3,109	124	8,903	8,903
31 December 2021	73,592	31,027	4,111	108,730	108,730
Net book value					
31 December 2021	209,884	15,687	498	226,069	226,069

The Ascension Trust

Notes to the Accounts for the year ended 31 December 2022

10 Investments held as fixed assets

	Investments in subsidiaries	Listed investments	Other Classes of Investment	Total	Total
	£	£	£	£	£
Carrying values of investments					
At 1 January 2022	1	-	-	1	1
At 31 December 2022	1	-	-	1	1
Analysis between fair value and historical cost:					
Investments as above held at fair value	1	-	-	1	1

11 Debtors

	2022 £	2021 £
Trade debtors	-	46,027
Amounts owed by group undertakings and undertakings in which the charity has a participating interest	99,644	80,070
Prepayments and accrued income	60,301	65,517
Other debtors	17,312	14,915
	<u>177,257</u>	<u>206,529</u>

12 Creditors: amounts falling due within one year

	2022 £	2021 £
Bank loans and overdrafts	9,629	10,646
Accruals for grants payable	62,740	30,084
Trade creditors	21,042	17,182
Accruals	5,186	4,812
PAYE, NIC, VAT and other taxes	10,255	4,314
Other creditors	1,737	8,061
	<u>110,589</u>	<u>75,101</u>

13 Creditors: amounts falling due after one year

	2022 £	2021 £
Bank loans and overdrafts / Government Bounce Back Loan	26,009	34,619

14 Income and Expenditure account summary

	2022 £	2021 £
At 1 January 2022	828,792	533,000
Surplus after tax for the year	97,061	295,792
At 31 December 2022	<u>925,853</u>	<u>828,792</u>

The Ascension Trust

Notes to the Accounts for the year ended 31 December 2022

15 Related party transactions

There were trustee's related party transactions in the year which are fully disclosed in notes 8 above.

Payments were made to Dr Ekhtor & Associates which is a related party to one of the Trustees.

16 Particulars of how particular funds are represented by assets and liabilities

At 31 December 2022	Unrestricted funds £	Designated funds £	Restricted funds £	Total Funds £	Total Funds £
Tangible Fixed Assets	219,664	-	-	219,664	219,664
Investments at valuation:-					
Fixed asset Investments	1	-	-	1	1
Current Assets	802,410	-	40,385	842,795	842,795
Current Liabilities	(110,599)	-	-	(110,599)	(110,599)
Long Term Liabilities	(26,009)	-	-	(26,009)	(26,009)
	885,467	-	40,385	925,852	925,852
At 1 January 2022					
Tangible Fixed Assets	228,089	-	-	228,089	228,089
Investments at valuation:-					
Fixed asset Investments	1	-	-	1	1
Current Assets	660,330	-	52,112	712,442	712,442
Current Liabilities	(75,101)	-	-	(75,101)	(75,101)
Long Term Liabilities	(34,619)	-	-	(34,619)	(34,619)
	776,680	-	52,112	828,792	828,792

17 Change in total funds over the year as shown in Note 16, analysed by individual funds

	Funds brought forward from 2021 £	Movement in funds in 2022 £	Transfers between funds in 2022 £	Funds carried forward to 2023 £	Funds carried forward to 2023 £
		See Note 18			
	£	£	£	£	£
Unrestricted and designated funds:-					
Unrestricted Revenue Funds	776,673	108,788	-	885,461	885,461
Total unrestricted and designated funds	776,673	108,788	-	885,461	885,461
Restricted funds:-					
Operation Save Jamaica	1,718	340	-	2,058	2,058
Operation Restoration	(1,320)	-	-	(1,320)	(1,320)
60:40 Methodist Project	-	(1)	-	(1)	(1)
Jerusalem Trust	10,373	-	-	10,373	10,373
Other restricted funds	41,341	(11,987)	-	29,354	29,354
Synergy Network	-	(79)	-	(79)	(79)
Total restricted funds	52,119	(11,727)	-	40,392	40,392
Total charity funds	828,792	97,061	-	925,853	925,853

The Ascension Trust

Notes to the Accounts for the year ended 31 December 2022

18 Analysis of movements in funds over the year as shown in Note 17

	Income	Expenditure	Other Gains & Losses	Movement in funds	Movement in funds
	2022	2022	2022	2022	2022
	£	£	£	£	£
Unrestricted and designated funds:-					
Unrestricted Revenue Funds	766,989	(658,201)	-	108,788	108,788
Restricted funds:-					
Operation Save Jamaica	340	-	-	340	340
Operation Restoration	9,956	(9,956)	-	-	-
60:40 Methodist Project	14,746	(14,747)	-	(1)	(1)
Other restricted funds	-	(11,987)	-	(11,987)	(11,987)
Synergy Network	16,261	(16,340)	-	(79)	(79)
	808,292	(711,231)	-	97,061	97,061

19 The purposes for which the funds as detailed in note 17 are held by the charity are:-

Unrestricted and designated funds:-

Unrestricted Revenue Funds These funds are held for the meeting the objectives of the charity, and to provide reserves for future activities, and, subject to charity legislation, are free from all restrictions on their use.

Unrestricted Revaluation Reserve This fund represents the unrestricted surplus arising on the revaluation of the charity's assets.

Restricted funds:-

Restricted Fixed Asset Funds The purpose of these funds is described under the accounting policy 'Accounting for capital grants and fixed asset funds'.

Restricted Revaluation Reserve This fund represents the restricted surplus arising on the revaluation of the charity's assets.

Operation Save Jamaica Operation Save Jamaica is the umbrella body that operates Street Pastor Initiatives in Jamaica under a Master Operator Agreement with Ascension Trust.

Operation Restoration Operation Restoration Christian School is a school in Trench Town, Kingston, Jamaica which Ascension Trust has partnered with to raise funds towards the school's running costs.

60:40 Methodist Project The 60/40 Youth Project is an initiative of Ascension Trust based in the London Borough of Lambeth in partnership with the Methodist Church and London City Mission. The project has been established to care for, equip and empower young people in the borough of Lambeth.

Jerusalem Trust Jerusalem Trust provided funding for the Synergy Network initiative of Ascension Trust which tackles youth violence and knife crime.

The Ascension Trust

Notes to the Accounts for the year ended 31 December 2022

Other restricted funds

Restricted funds from previous projects.

Synergy Network

The Synergy Network is the initiative of Ascension Trust together in association with South London Church Fund & Southwark Diocesan Board of Finance, London City Mission and Churches Together in Britain & Ireland. The aim is to tackle and impact in a positive manner on the levels of violence and societal dysfunction, to help vulnerable individuals and benefit society.

20 Ultimate controlling party

The charity is under the control of its legal members.

Every member of the charity is obliged to contribute such amount as may be required not exceeding £10 to the assets of the company in the event of its being wound up while he or she is a member; or within one year after he or she ceases to be a member.

The Ascension Trust

Detailed analysis of income and expenditure for the year ended 31 December 2022 as required by the SORP 2016

This analysis is classified by conventional nominal descriptions and not by activity.

21 Donations, Grants and Legacies

	Current year Unrestricted Funds 2022 £	Current year Restricted Funds 2022 £	Current year Total Funds 2022 £	Prior Year Total Funds 2021 £
Donations and gifts from Individuals	17,083	-	17,083	16,190
Donations and gifts Non Gift Aidable	9,906	-	9,906	15,257
Oyibi Project	4,190	-	4,190	3,615
Operation Restoration	-	9,956	9,956	11,772
Operation Save Jamaica	-	340	340	1,875
Covid Appeal	-	-	-	152
Five2Medics - General	140	-	140	2,525
Donations >5k Church Communities UK	-	-	-	15,000
Total donations and gifts from individuals	31,319	10,296	41,615	66,386

All the donations and gifts in the prior year were unrestricted.

Donations and gifts from Individuals (Include HMRC refunds on gift aided donations) - Prior Year analysis

	Prior Year Unrestricted Funds 2021 £	Prior Year Restricted Funds 2021 £	Prior Year Total Funds 2021 £
Donations and gifts from Individuals	16,190	-	16,190
Donations and gifts Non Gift Aidable	15,257	-	15,257
Oyibi Project	3,615	-	3,615
Operation Restoration	-	11,772	11,772
Operation Save Jamaica	-	1,875	1,875
Covid Appeal	152	-	152
Five2Medics - General	2,525	-	2,525
Donations >5k Church Communities UK	15,000	-	15,000
Prior year	52,739	13,647	66,386

The Ascension Trust

Detailed analysis of income and expenditure for the year ended 31 December 2022 as required by the SORP 2018

	Current year Unrestricted Funds 2022 £	Current year Restricted Funds 2022 £	Current year Total Funds 2022 £	Prior Year Total Funds 2021 £
Revenue grants from government and public bodies				
HMRC Job Retention Scheme	-	-	-	35,481
AT Beacon - South East London Clinical Commissioning Group	-	-	-	128,782
AT Beacon London Borough of Lambeth	230,963	-	230,963	61,961
AT Beacon Impact on Urban Health	108,000	-	108,000	36,000
AT Beacon London Borough of Lewisham	2,580	-	2,580	-
Five2Medics	-	-	-	52,779
Total public sector revenue grants	341,543	-	341,543	314,983

	Current year Unrestricted Funds 2022 £	Current year Restricted Funds 2022 £	Current year Total Funds 2022 £	Prior Year Total Funds 2021 £
Revenue grants and donations from non public bodies				
Church Donations	4,441	-	4,441	8,131
Other Donations	9,655	-	9,655	9,247
60:40 Projects	-	14,746	14,746	8,174
Synergy Network Project	-	16,261	16,261	10,819
Total private sector revenue grants	14,296	31,007	45,303	34,371

All the grants in the prior year were unrestricted.

Revenue grants and donations from non public bodies (Include Gift Aid donations from subsidiaries)
- Prior Year analysis

	Prior Year Unrestricted Funds 2021 £	Prior Year Restricted Funds 2021 £	Prior Year Total Funds 2021 £
Prior Year	17,378	16,993	34,371

The Ascension Trust

Detailed analysis of income and expenditure for the year ended 31 December 2022 as required by the SORP 2015

	Current year	Current year	Current year	Prior Year
	Unrestricted Funds	Restricted Funds	Total Funds	Total Funds
	2022	2022	2022	2021
	£	£	£	£
Gift Aid				
Gift Aid Receivable	6,351	-	6,351	10,409
Total Gift Aid	6,351	-	6,351	10,409

Total Donations, Grants and Legacies

Total Donations, Grants and Legacies	A1	393,609	41,303	434,812	426,149
---	-----------	----------------	---------------	----------------	----------------

All the donations and gifts in the prior year were unrestricted.

		Unrestricted Funds	Restricted Funds	Prior Year Total Funds
Prior year		2021 £	2021 £	2021 £
Total Donations, Grants and Legacies	A1	395,609	30,640	426,149

22 Income from charitable activities - Trading Activities

	Current year	Current year	Current year	Prior Year
	Unrestricted Funds	Restricted Funds	Total Funds	Total Funds
	2022	2022	2022	2021
	£	£	£	£
Primary purpose and ancillary trading				
Licence Fee	221,040	-	221,040	207,862
Ancillary trading in support of primary	1,592	-	1,592	1,329
Management fees and charges	51,891	-	51,891	28,284
Training Income	41,937	-	41,937	27,449
Closure Funds	16,932	-	16,932	4,597
Total Primary purpose and ancillary trading	333,392	-	333,392	269,521

The Ascension Trust

Detailed analysis of income and expenditure for the year ended 31 December 2022 as required by the SORP 2015

23. Total income from charitable activities

Current year	Current year	Current year	Current year	Prior Year
	Unrestricted Funds	Restricted Funds	Total Funds	Total Funds
	2022	2022	2022	2021
	£	£	£	£
Total income from charitable trading	333,392	-	333,392	269,521
Total from charitable activities A2	333,392	-	333,392	269,521

24. Income from other, non charitable, trading activities

	Current year	Current year	Current year	Prior Year
	Unrestricted Funds	Restricted Funds	Total Funds	Total Funds
	2022	2022	2022	2021
	£	£	£	£
Income from fundraising events	6,125	-	6,125	826
Non-charitable trading activities of subsidiary entities	20,073	-	20,073	7,566
Income from letting and licensing of property for non charitable purposes	10,084	-	10,084	10,270
Total from other activities A3	36,282	-	36,282	18,662

25. Investment income

	Current year	Current year	Current year	Prior Year
	Unrestricted Funds	Restricted Funds	Total Funds	Total Funds
	2022	2022	2022	2021
	£	£	£	£
Bank Interest Receivable	1,474	-	1,474	339
Total investment income A4	1,474	-	1,474	339

The Ascension Trust

Detailed analysis of income and expenditure for the year ended 31 December 2022 as required by the SORP 2015

26 Other income and gains

	Current year	Current year	Current year	Prior Year
	Unrestricted Funds	Restricted Funds	Total Funds	Total Funds
	2022	2022	2022	2021
	£	£	£	£
Insurance claims - Revenue Items	-	-	-	57
Other Income Employment Allowance	2,332	-	2,332	-
Total other income	2,332	-	2,332	57

27 Expenditure on charitable activities - Direct spending

	Current year	Current year	Current year	Prior Year
	Unrestricted Funds	Restricted Funds	Total Funds	Total Funds
	2022	2022	2022	2021
	£	£	£	£
Operation Restoration Expenses	-	9,956	9,956	11,772
Synergy Expenses	-	828	828	392
Operation Save Jamaica	-	-	-	1,515
60:40 Youth Project Expenses	-	2,628	2,628	2,933
Street Pastors	53,933	-	53,933	53,825
Prayer Pastor Expenses	854	-	854	-
Total direct spending	54,787	13,412	68,199	70,437

All the expenditure in the prior year was unrestricted.

	Prior Year	Prior Year	Prior Year
	Unrestricted Funds	Restricted Funds	Total Funds
	2021	2021	2021
	£	£	£
Operation Restoration Expenses	-	11,772	11,772
Synergy Expenses	-	392	392
Operation Save Jamaica	-	1,515	1,515
60:40 Youth Project Expenses	-	2,933	2,933
Street Pastors	53,825	-	53,825
School Pastors	-	-	-
Prayer Pastor Expenses	-	-	-
Total direct spending	53,825	16,812	70,437

The Ascension Trust

Detailed analysis of income and expenditure for the year ended 31 December 2022 as required by the SORP 2016

28 Expenditure on charitable activities - Charitable trading

Current Year	Current year Unrestricted Funds	Current year Restricted Funds	Current year Total Funds	Prior Year Total Funds
	2022 £	2022 £	2022 £	2021 £
Cost of goods for primary purpose trading - including movement in stock for goods made by beneficiaries	676	-	676	823
Training Expenditure	10,479	-	10,479	14,696
Travel & Subsistence costs	193	-	193	-
Gross wages and salaries - charitable trading activities	136,611	35,311	171,822	61,644
Employers' NI - charitable trading activities	10,581	2,791	13,372	3,805
Defined contribution pension costs - charitable trading activities	2,447	716	3,162	641
Total charitable trading costs B2b	160,887	38,817	199,704	81,409

All the expenditure in the prior year was unrestricted.

Prior Year	Prior Year Unrestricted Funds	Prior Year Restricted Funds	Prior Year Total Funds
	2021 £	2021 £	2021 £
Gross wages and salaries - charitable trading activities			
Employers' NI - charitable trading activities	36,580	25,054	61,644
Defined contribution pension costs - charitable trading activities	1,552	2,253	3,805
	385	256	641
Total charitable trading costs B2b	63,846	27,563	81,409

29 Support costs for charitable activities

Current Year	Current year Unrestricted Funds	Current year Restricted Funds	Current year Total Funds	Prior Year Total Funds
	2022 £	2022 £	2022 £	2021 £
Employee costs not included in direct costs				
Cost of salaries recharged to other organisations	-	-	-	1,707
Salaries - Administrative staff	170,202	-	170,202	126,468
Defined contribution pension cost - administrative staff	3,896	-	3,896	3,346
Employers' NI - Administrative staff	16,798	-	16,798	11,220
Life Insurance	286	4	300	600

The Ascension Trust

Detailed analysis of income and expenditure for the year ended 31 December 2022 as required by the SORP 2016

Volunteer costs				
Volunteers' expenses	727	-	727	265
Premises Expenses				
Rates and water charges	2,446	30	2,476	2,135
Rent/Service Charge	771	9	780	1,024
Light heat and power	6,235	76	6,311	5,292
Cleaning and waste management	978	12	990	677
Premises repairs, renewals, and maintenance	1,196	15	1,211	2,294
Other Premises Costs	6,521	79	6,600	-
Property insurance	962	12	974	1,168
Administrative overheads				
Telephone, fax and internet	8,040	88	8,138	7,947
Postage	8	-	8	180
Stationery and printing	1,037	13	1,050	682
Subscriptions	2,000	24	2,024	600
Software licences and expenses	7,073	86	7,159	5,604
Liability and contents insurance	2,709	33	2,742	2,083
Sundry expenses	6,197	75	6,272	427
Bad debt & other write off	1	-	1	-
Travel & Subsistence	2,712	33	2,745	690
Entertainment	2,603	32	2,635	33
Recruitment Expenses	-	-	-	295
Professional fees paid to advisors other than the examiner				
Professional fees	363	4	367	364
Consultancy fees	-	-	-	700
Financial costs				
Bank charges	3,012	37	3,049	2,920
Depreciation & Amortisation in total for the period	9,719	118	9,837	8,902
Bank interest payable	1,007	12	1,019	691
Support costs before reallocation	257,508	801	258,309	187,214
Total support costs - Current Year	257,508	801	258,309	187,214

The basis of allocation of costs between activities is described under accounting policies

The Ascension Trust

Detailed analysis of income and expenditure for the year ended 31 December 2022 as required by the SORP 2015

	Current year Unrestricted Funds	Current year Restricted Funds	Prior Year Total Funds
Prior Year	2022 £	2022 £	2021 £
<i>Employee costs not included in direct costs</i>			
Life Insurance	593	7	600
<i>Premises Expenses</i>			
Rates and water charges	2,109	26	2,135
Rent/Service Charge	1,012	12	1,024
Light heat and power	5,229	64	5,292
Cleaning and waste management	669	8	677
Premises repairs, renewals and maintenance	2,266	28	2,294
Property Insurance	1,154	14	1,168
<i>Administrative overheads</i>			
Telephone, fax and internet	7,852	95	7,947
Postage	178	2	180
Stationery and printing	874	8	882
Subscriptions	593	7	600
Software licences and expenses	5,537	87	5,624
Liability and contents insurance	2,058	25	2,083
Sundry expenses	422	5	427
Travel & Subsistence	682	8	690
<i>Professional fees paid to advisors</i>			
Professional fees	360	4	364
Consultancy fees	692	8	700
<i>Financial costs</i>			
Bank charges	2,885	35	2,920
Depreciation & Amortisation in total for	8,728	174	8,902
Bank interest payable	584	7	591
<i>Support costs before reallocation</i>	186,610	604	187,214
Total support costs - Prior Year	186,610	604	187,214

The basis of allocation of costs between activities is described under accounting policies.

The Ascension Trust

Detailed analysis of income and expenditure for the year ended 31 December 2022 as required by the SORP 2016

30 Other Expenditure - Governance costs

	Current Year	Current Year	Current Year	Prior Year
	Current Year	Restricted Funds	Current Year	Total Funds
	£	£	£	£
Independent Examiners' fees	1,800	-	1,800	1,800
Trustees' remuneration	43,700	-	43,700	43,700
NIC on Trustees' remuneration	4,973	-	4,973	4,973
Benefits paid to trustees	57,092	-	57,092	57,092
Legal fees	180	-	180	180
Professional & Consultancy Fee	3,061	-	3,061	3,061
Total Governance costs	110,806	-	110,806	110,806
				3,531

All the expenditure in the prior year was unrestricted.

31 Total Charitable expenditure

	Current Year	Current Year	Current Year	Prior Year
	Current Year	Restricted Funds	Current Year	Total Funds
	£	£	£	£
Total direct spending	54,787	13,412	68,199	70,437
Total charitable trading costs	160,887	38,817	199,704	81,409
Total support costs	257,508	801	258,309	187,214
Total Governance costs	110,806	-	110,806	3,531
Total charitable expenditure	583,988	53,030	637,018	342,591

Prior Year

	Prior Year	Restricted Funds	Prior Year	Total Funds
	£	£	£	£
Total direct spending	53,825	16,612	70,437	70,437
Total charitable trading costs	153,846	27,563	181,409	81,409
Total support costs	186,610	604	187,214	187,214
Total Governance costs	3,531	-	3,531	3,531
Total charitable expenditure	297,812	44,779	342,591	342,591

32 Expenditure on raising funds and costs of investment management

	Current Year	Current Year	Current Year	Prior Year
	Current Year	Restricted Funds	Current Year	Total Funds
	£	£	£	£
AT Beacon Project Expenses	74,213	-	74,213	76,346
Total fundraising costs	74,213	-	74,213	76,346

All the expenditure in the prior year was unrestricted.

The Ascension Trust

Activity analysis of income and expenditure for the year ended 31 December 2022

This analysis is classified by activity and not by conventional nominal descriptions.

33 Analysis of income by activity

Activity	SOFA ref	2022 £	2021 £
Income from charitable activities			
Training		41,837	27,449
Other Primary Purpose Trading		1,592	1,329
Pastors Projects		237,972	212,488
Other charitable activities		51,891	28,284
Total income from charitable activities	A2	333,392	269,521
Income from other, non charitable, trading activities			
Fundraising activities		6,125	826
Non charity Trading Activity 1.		30,158	17,836
Total income from other, non charitable, trading activities	A3	36,283	18,662
<i>Summary of Total Income, including the items above</i>			
Charitable activities	A2	333,392	269,521
Other activities	A3	36,283	18,662
Donations & Legacies	A1	434,811	426,149
Investment income	A4	1,474	339
Other income	A5	2,332	57
Total income as shown in the SOFA	A	808,292	714,728
<i>Categories of income</i>			
Income from exchange transactions		808,292	714,728

34 Analysis of charitable expenditure by activity

Activity	Direct costs	Support costs	Grant funding of activities	Total	Total
	2022	2022	2022	2022	2021
	£	£	£	£	£
<i>Training</i>					
Charitable trading costs	10,479	-	-	10,479	14,696
Employee costs not included in direct costs	-	23,966	-	23,966	14,021
Volunteer costs	-	73	-	73	26
Premises expenses	-	580	-	580	378
Administrative overheads	-	983	-	983	556
Professional fees	-	11	-	11	32
Financial costs	-	417	-	417	372
Total Training	10,479	28,030	-	36,509	30,081

The Ascension Trust

Activity analysis of income and expenditure for the year ended 31 December 2022

	Direct costs	Support costs	Grant funding	Total	Total
	2022	2022	2022	2022	2021
	£	£	£	£	£
Other Primary Purpose Trading					
Charitable trading costs	676	-	-	676	623
	Direct costs	Support costs	Grant funding	Total	Total
	2022	2022	2022	2022	2021
	£	£	£	£	£
Pastors Projects:					
Direct costs	54,787	-	-	54,787	53,825
Charitable trading costs	193	-	-	193	19,899
Employee costs not included in direct costs	-	167,227	-	167,227	126,605
Volunteer costs	-	654	-	654	238
Premises expenses	-	18,529	-	18,529	12,062
Administrative overheads	-	31,397	-	31,397	17,763
Professional fees	-	352	-	352	1,019
Financial costs	-	13,321	-	13,321	11,824
Total Pastors Projects	54,980	231,480	-	286,460	243,235
	Direct costs	Support costs	Grant funding	Total	Total
	2022	2022	2022	2022	2021
	£	£	£	£	£
Restricted Charitable activities					
Direct costs	13,412	-	-	13,412	16,612
Charitable trading costs	38,817	-	-	38,817	13,309
Employee costs not included in direct costs	-	4	-	4	1,714
Premises expenses	-	232	-	232	151
Administrative overheads	-	393	-	393	223
Professional fees	-	4	-	4	13
Financial costs	-	167	-	167	217
Total Restricted Charitable activities	52,229	800	-	53,029	32,239
	Direct costs	Support costs	Grant funding	Total	Total
	2022	2022	2022	2022	2021
	£	£	£	£	£
Other charitable activities					
Charitable trading costs	149,539	-	-	149,539	32,882
Summary of charitable costs by activity					
	Direct costs	Support costs	Grant funding	Total	Total
	2022	2022	2022	2022	2021
	£	£	£	£	£
Total Training	10,479	26,030	-	36,509	30,081
Total Other Primary Purpose Trading	676	-	-	676	623
Total Pastors Projects	54,980	231,480	-	286,460	243,235
Total Restricted Charitable activities	52,229	800	-	53,029	32,239
Total Other charitable activities	149,539	-	-	149,539	32,882
Total Governance costs as detailed in Note 30	-	110,806	-	110,806	3,531
Total charitable expenditure	267,903	389,116	-	637,019	342,691

The basis of allocation of costs between activities is described under accounting policies

The breakdown of this expenditure by type of spending (ie nominal classification) is detailed in note 31

The Ascension Trust

Activity analysis of Income and expenditure for the for the year ended 31 December 2022.

Analysis of support and governance costs by charitable activities

Activity	Governance £	Finance £	Human Resource £	Other Overheads £	Total £
Training	-	417	24,039	1,574	26,030
Other Primary Purpose Trading	-	-	-	-	-
Pastors Projects	5,041	13,321	167,881	50,278	236,521
Restricted Charitable activities	-	167	4	829	800
Other charitable activities	57,092	-	-	-	57,092
Grand Total	110,808	13,905	191,924	52,481	369,116

35 Analysis of non charitable expenditure by activity

Activity	Fundraising activities 2022 £	Fundraising activities 2021 £
Fundraising activities		
Direct fundraising costs	74,213	76,345
Governance costs		
Other Expenditure - Governance costs as detailed in Note 30	110,808	3,531
Total non charitable expenditure	2022 £ 74,213	2021 £ 76,345
Total costs of Fundraising activities	74,213	76,345
Total non charitable expenditure	74,213	76,346