


Company Registration No. 11729338 (England and Wales)

WBW CITY HOLDINGS LIMITED
ANNUAL REPORT AND FINANCIAL STATEMENTS
FOR THE YEAR ENDED 31 DECEMBER 2021

SATURDAY



RBB55HVL

RM

03/09/2022

#137

COMPANIES HOUSE

WBW CITY HOLDINGS LIMITED

COMPANY INFORMATION

Directors	R E Baldacci J E Wakerley
Company number	11729338
Registered office	4 Cyrus Way Cygnet Park Hampton Peterborough Cambridgeshire PE7 8HP
Auditor	TC Group Brightfield Business Hub Bakewell Road Orton Southgate Peterborough PE2 6XU

WBW CITY HOLDINGS LIMITED

CONTENTS

	Page
Strategic report	1 - 2
Directors' report	3 - 4
Directors' responsibilities statement	5
Independent auditor's report	6 - 9
Group profit and loss account	10
Group statement of comprehensive income	11
Group balance sheet	12
Company balance sheet	13 - 14
Group statement of changes in equity	15
Company statement of changes in equity	16
Group statement of cash flows	17

WBW CITY HOLDINGS LIMITED

STRATEGIC REPORT

FOR THE YEAR ENDED 31 DECEMBER 2021

The directors present the strategic report for the year ended 31 December 2021.

Fair review of the business

The directors are pleased to be able to announce another strong trading performance. Turnover in the year benefited from a full year of results from the acquisition of GR8 in 2020 and two months trading from a new acquisition in October 2021 being Sight and Sound Security which further boosts the turnover of the group in 2022. Post year end the group has made a further acquisition of K9 Security Holdings which brings an additional specialism of dog handling into the group.

2021 benefited from temporary contracts relating to the provision of services for government contracts related to the Covid pandemic. Despite challenging economic times and Covid pandemic the company has retained and grown revenue. This replaced prior year turnover relating to fire watch contracts which came to their natural end.

Gross margins are slightly lower in the year but driven by our strategy to employ more staff directly combined with slightly higher gross margins on some of the temporary contracts.

Operating costs in the company are higher than prior years as the company has increased staff and operating capacity to manage expected future growth across the group as a whole driven by acquisitions of other security companies.

This acquisition strategy will allow the business to benefit from scale and to further cross sell new services into the existing customer base.

The company strategy is to continue to provide high level quality service from an increasing number of directly employed staff. The company continues to meet high standards of professional accreditations thereby providing customers with comfort on IR35 compliance and quality of service provision.

In the year to come the company will continue to focus on retention of customers, developing its management team and colleagues across the business.

Principal risks and uncertainties

The most significant risk facing the group are the general uncertainty and challenging economic factors facing the country and our customers as a whole. This will put cost pressures on our customers which may push them to reassess some of their security needs. In addition the recruitment of staff will remain very challenging in a period of low unemployment and rising wages.

We will continue to offer competitive salaries, benefits and training to attract and retain the best staff across our business.

Key performance indicators

	<u>2021</u>	<u>2020</u>
Turnover	30,157,417	19,588,911
Gross profit	3,328,240	2,819,826
Profit before tax	(113,877)	1,142,391
Shareholder funds	273,903	608,709

WBW CITY HOLDINGS LIMITED

STRATEGIC REPORT (CONTINUED)

FOR THE YEAR ENDED 31 DECEMBER 2021

On behalf of the board



.....
R E Baldacci

Director

Date:15/08/22.....

WBW CITY HOLDINGS LIMITED

DIRECTORS' REPORT

FOR THE YEAR ENDED 31 DECEMBER 2021

The directors present their annual report and financial statements for the year ended 31 December 2021.

Principal activities

The principal activity of the company and group continued to be that of private security activities.

Results and dividends

The results for the year are set out on page 10.

Ordinary dividends were paid amounting to £150,000. The directors do not recommend payment of a further dividend.

Directors

The directors who held office during the year and up to the date of signature of the financial statements were as follows:

R E Baldacci

J E Wakerley

Financial instruments

Price risk, credit risk, liquidity risk and cash flow risk

The credit risk to the group is the failure of customers to fulfil their financial obligations to the group. This exposure is reduced due to the large number of customers, and managed by close credit controls and the terms and conditions of credit. The majority of contracts allow the group to pass on statutory wage increases through price increases therefore mitigating the risk of margin loss.

Liquidity and cash flow risk is the risk the group will be unable to generate enough cash resources in order to meet its financial obligations. The group manages this risk by ensuring that cash resources are generated and maintained sufficiently in order to meet the required payments when they fall due. The bank working capital facility is used to manage group liquidity and cash flow.

Objectives and policies

The group's main financial instruments are bank working capital facilities, bank loan, trade creditors and trade debtors. The bank loans have generally been used to fund company acquisitions within the group. The loans have covenants and charges against the group's assets. These could be exercised if the group fails to meet its obligations and generate sufficient profits as determined by the banks covenants.

Disabled persons

Applications for employment by disabled persons are always fully considered, bearing in mind the aptitudes of the applicant concerned. In the event of members of staff becoming disabled, every effort is made to ensure that their employment within the group continues and that the appropriate training is arranged. It is the policy of the group that the training, career development and promotion of disabled persons should, as far as possible, be identical to that of other employees.

WBW CITY HOLDINGS LIMITED

DIRECTORS' REPORT (CONTINUED)

FOR THE YEAR ENDED 31 DECEMBER 2021

Auditor

TC Group were appointed as auditor to the group and in accordance with section 485 of the Companies Act 2006, a resolution proposing that they be re-appointed will be put at a General Meeting.

Statement of disclosure to auditor


So far as each person who was a director at the date of approving this report is aware, there is no relevant audit information of which the auditor of the company is unaware. Additionally, the directors individually have taken all the necessary steps that they ought to have taken as directors in order to make themselves aware of all relevant audit information and to establish that the auditor of the company is aware of that information.

On behalf of the board



.....
R E Baldacci

Director



.....
J E Wakerley

Director

Date: 25/08/21.....

WBW CITY HOLDINGS LIMITED

DIRECTORS' RESPONSIBILITIES STATEMENT

FOR THE YEAR ENDED 31 DECEMBER 2021

The directors are responsible for preparing the Annual Report and the financial statements in accordance with applicable law and regulations.

Company law requires the directors to prepare financial statements for each financial year. Under that law the directors have elected to prepare the financial statements in accordance with United Kingdom Generally Accepted Accounting Practice (United Kingdom Accounting Standards and applicable law). Under company law the directors must not approve the financial statements unless they are satisfied that they give a true and fair view of the state of affairs of the group and company, and of the profit or loss of the group for that period. In preparing these financial statements, the directors are required to:

- select suitable accounting policies and then apply them consistently;
- make judgements and accounting estimates that are reasonable and prudent;
- state whether applicable UK Accounting Standards have been followed, subject to any material departures disclosed and explained in the financial statements;
- prepare the financial statements on the going concern basis unless it is inappropriate to presume that the group and company will continue in business.

The directors are responsible for keeping adequate accounting records that are sufficient to show and explain the group's and company's transactions and disclose with reasonable accuracy at any time the financial position of the group and company and enable them to ensure that the financial statements comply with the Companies Act 2006. They are also responsible for safeguarding the assets of the group and company and hence for taking reasonable steps for the prevention and detection of fraud and other irregularities.

WBW CITY HOLDINGS LIMITED

INDEPENDENT AUDITOR'S REPORT

TO THE MEMBERS OF WBW CITY HOLDINGS LIMITED

Opinion

We have audited the financial statements of WBW City Holdings Limited (the 'parent company') and its subsidiaries (the 'group') for the year ended 31 December 2021 which comprise the group profit and loss account, the group statement of comprehensive income, the group balance sheet, the company balance sheet, the group statement of changes of equity, the company statement of changes in equity, the group statement of cash flows and notes to the financial statements, including significant accounting policies. The financial statements for the previous period were not audited. We have not audited the comparative figures. The financial reporting framework that has been applied in their preparation is applicable law and United Kingdom Accounting Standards, including FRS 102 *The Financial Reporting Standard applicable in the UK and Republic of Ireland (United Kingdom Generally Accepted Accounting Practice)*.

In our opinion the financial statements:

- give a true and fair view of the state of the group's and the parent company's affairs as at 31 December 2021 and of the group's loss for the year then ended;
- have been properly prepared in accordance with United Kingdom Generally Accepted Accounting Practice; and
- have been prepared in accordance with the requirements of the Companies Act 2006.

Basis for opinion

We conducted our audit in accordance with International Standards on Auditing (UK) (ISAs (UK)) and applicable law. Our responsibilities under those standards are further described in the *Auditor's responsibilities for the audit of the financial statements* section of our report. We are independent of the company in accordance with the ethical requirements that are relevant to our audit of the financial statements in the UK, including the FRC's Ethical Standard, and we have fulfilled our other ethical responsibilities in accordance with these requirements. We believe that the audit evidence we have obtained is sufficient and appropriate to provide a basis for our opinion.

Conclusions relating to going concern

In auditing the financial statements, we have concluded that the directors' use of the going concern basis of accounting in the preparation of the financial statements is appropriate.

Based on the work we have performed, we have not identified any material uncertainties relating to events or conditions that, individually or collectively, may cast significant doubt on the group's and parent company's ability to continue as a going concern for a period of at least twelve months from when the financial statements are authorised for issue.

Our responsibilities and the responsibilities of the directors with respect to going concern are described in the relevant sections of this report.

WBW CITY HOLDINGS LIMITED

INDEPENDENT AUDITOR'S REPORT (CONTINUED)

TO THE MEMBERS OF WBW CITY HOLDINGS LIMITED

Other information

The other information comprises the information included in the annual report other than the financial statements and our auditor's report thereon. The directors are responsible for the other information contained within the annual report. Our opinion on the financial statements does not cover the other information and, except to the extent otherwise explicitly stated in our report, we do not express any form of assurance conclusion thereon. Our responsibility is to read the other information and, in doing so, consider whether the other information is materially inconsistent with the financial statements or our knowledge obtained in the course of the audit, or otherwise appears to be materially misstated. If we identify such material inconsistencies or apparent material misstatements, we are required to determine whether this gives rise to a material misstatement in the financial statements themselves. If, based on the work we have performed, we conclude that there is a material misstatement of this other information, we are required to report that fact.

We have nothing to report in this regard.

Opinions on other matters prescribed by the Companies Act 2006

In our opinion, based on the work undertaken in the course of our audit:

- the information given in the strategic report and the directors' report for the financial year for which the financial statements are prepared is consistent with the financial statements; and
- the strategic report and the directors' report have been prepared in accordance with applicable legal requirements.

Matters on which we are required to report by exception

In the light of the knowledge and understanding of the group and the parent company and its environment obtained in the course of the audit, we have not identified material misstatements in the strategic report and the directors' report.

We have nothing to report in respect of the following matters where the Companies Act 2006 requires us to report to you if, in our opinion:

- adequate accounting records have not been kept by the parent company, or returns adequate for our audit have not been received from branches not visited by us; or
- the parent company financial statements are not in agreement with the accounting records and returns; or
- certain disclosures of directors' remuneration specified by law are not made; or
- we have not received all the information and explanations we require for our audit.

Responsibilities of directors

As explained more fully in the directors' responsibilities statement, the directors are responsible for the preparation of the financial statements and for being satisfied that they give a true and fair view, and for such internal control as the directors determine is necessary to enable the preparation of financial statements that are free from material misstatement, whether due to fraud or error. In preparing the financial statements, the directors are responsible for assessing the parent company's ability to continue as a going concern, disclosing, as applicable, matters related to going concern and using the going concern basis of accounting unless the directors either intend to liquidate the company or to cease operations, or have no realistic alternative but to do so.

WBW CITY HOLDINGS LIMITED

INDEPENDENT AUDITOR'S REPORT (CONTINUED)

TO THE MEMBERS OF WBW CITY HOLDINGS LIMITED

Auditor's responsibilities for the audit of the financial statements

Our objectives are to obtain reasonable assurance about whether the financial statements as a whole are free from material misstatement, whether due to fraud or error, and to issue an auditor's report that includes our opinion. Reasonable assurance is a high level of assurance but is not a guarantee that an audit conducted in accordance with ISAs (UK) will always detect a material misstatement when it exists. Misstatements can arise from fraud or error and are considered material if, individually or in the aggregate, they could reasonably be expected to influence the economic decisions of users taken on the basis of these financial statements.

Irregularities, including fraud, are instances of non-compliance with laws and regulations. We design procedures in line with our responsibilities, outlined above, to detect material misstatements in respect of irregularities, including fraud. The extent to which our procedures are capable of detecting irregularities, including fraud, is detailed below.

Extent to which the audit was considered capable of detecting irregularities, including fraud

The objectives of our audit, in respect to fraud, are: to identify and assess the risks of material misstatement of the financial statements due to fraud; to obtain sufficient appropriate audit evidence regarding the assessed risks of material misstatement due to fraud, through designing and implementing appropriate responses; and to respond appropriately to fraud or suspected fraud identified during the audit. However, the primary responsibility for the prevention and detection of fraud rests with both those charged with governance of the entity and its management.

Our approach was as follows:

- We identified areas of laws and regulations that could reasonably be expected to have a material effect on the financial statements from our general commercial and sector experience, and through discussion with the directors and other management (as required by auditing standards), and discussed with the directors and other management the policies and procedures regarding compliance with laws and regulations;
- We considered the legal and regulatory frameworks directly applicable to the financial statements reporting framework (FRS 102 and the Companies Act 2006) and the relevant tax compliance regulations in the UK;
- We considered the nature of the industry, the control environment and business performance, including the key drivers for management's remuneration;
- We communicated identified laws and regulations throughout our team and remained alert to any indications of non-compliance throughout the audit;
- We considered the procedures and controls that the company has established to address risks identified, or that otherwise prevent, deter and detect fraud; and how senior management monitors those programmes and controls.

WBW CITY HOLDINGS LIMITED

INDEPENDENT AUDITOR'S REPORT (CONTINUED)

TO THE MEMBERS OF WBW CITY HOLDINGS LIMITED

Based on this understanding we designed our audit procedures to identify non-compliance with such laws and regulations. Where the risk was considered to be higher, we performed audit procedures to address each identified fraud risk. These procedures included: testing manual journals; reviewing the financial statement disclosures and testing to supporting documentation; performing analytical procedures; and enquiring of management, and were designed to provide reasonable assurance that the financial statements were free from fraud or error.

Owing to the inherent limitations of an audit, there is an unavoidable risk that we may not have detected some material misstatements in the financial statements, even though we have properly planned and performed our audit in accordance with auditing standards. For example, the further removed non-compliance with laws and regulations (irregularities) is from the events and transactions reflected in the financial statements, the less likely the inherently limited procedures required by auditing standards would identify it. The risk is also greater regarding irregularities occurring due to fraud rather than error, as fraud involves intentional concealment, forgery, collusion, omission or misrepresentation. We are not responsible for preventing non-compliance and cannot be expected to detect non-compliance with all laws and regulations.

A further description of our responsibilities is available on the Financial Reporting Council's website at: <https://www.frc.org.uk/auditorsresponsibilities>. This description forms part of our auditor's report.

Use of our report

This report is made solely to the company's members, as a body, in accordance with Chapter 3 of Part 16 of the Companies Act 2006. Our audit work has been undertaken so that we might state to the company's members those matters we are required to state to them in an auditor's report and for no other purpose. To the fullest extent permitted by law, we do not accept or assume responsibility to anyone other than the company and the company's members as a body, for our audit work, for this report, or for the opinions we have formed.



Mitchell Burden

Date: 31/08/22.....

**Chartered Accountants
Statutory Auditor**

Brightfield Business Hub
Bakewell Road
Orton Southgate
Peterborough
PE2 6XU

WBW CITY HOLDINGS LIMITED**GROUP PROFIT AND LOSS ACCOUNT****FOR THE YEAR ENDED 31 DECEMBER 2021**

		2021	2020
	Notes	£	£
Turnover	3	30,157,417	19,588,911
Cost of sales		(26,829,177)	(16,769,087)
		<hr/>	<hr/>
Gross profit		3,328,240	2,819,824
Administrative expenses		(3,427,002)	(1,662,864)
Other operating income		247,826	72,677
		<hr/>	<hr/>
Operating profit	5	149,064	1,229,637
Interest receivable and similar income	9	214	386
Interest payable and similar expenses	10	(263,155)	(87,631)
		<hr/>	<hr/>
(Loss)/profit before taxation		(113,877)	1,142,392
Tax on (loss)/profit	11	(70,929)	(254,075)
		<hr/>	<hr/>
(Loss)/profit for the financial year	25	(184,806)	888,317
		<hr/> <hr/>	<hr/> <hr/>

(Loss)/profit for the financial year is all attributable to the owners of the parent company.

WBW CITY HOLDINGS LIMITED

GROUP STATEMENT OF COMPREHENSIVE INCOME

FOR THE YEAR ENDED 31 DECEMBER 2021

	2021	2020
	£	£
(Loss)/profit for the year	(184,806)	888,317
Other comprehensive income	-	-
Total comprehensive income for the year	(184,806)	888,317

Total comprehensive income for the year is all attributable to the owners of the parent company.


WBW CITY HOLDINGS LIMITED

GROUP BALANCE SHEET


AS AT 31 DECEMBER 2021

	Notes	2021		2020	
		£	£	£	£
Fixed assets					
Goodwill	13		3,182,153		2,194,642
Tangible assets	14		135,189		127,387
			<u>3,317,342</u>		<u>2,322,029</u>
Current assets					
Debtors	17	7,426,547		9,223,883	
Cash at bank and in hand		627,668		886,057	
		<u>8,054,215</u>		<u>10,109,940</u>	
Creditors: amounts falling due within one year	18	(8,813,815)		(11,138,910)	
Net current liabilities			<u>(759,600)</u>		<u>(1,028,970)</u>
Total assets less current liabilities			<u>2,557,742</u>		<u>1,293,059</u>
Creditors: amounts falling due after more than one year	19		(2,280,096)		(673,850)
Provisions for liabilities					
Deferred tax liability	22	3,743		10,500	
		<u>(3,743)</u>		<u>(10,500)</u>	
Net assets			<u>273,903</u>		<u>608,709</u>
Capital and reserves					
Called up share capital	24		300		300
Profit and loss reserves	25		273,603		608,409
Total equity			<u>273,903</u>		<u>608,709</u>

The financial statements were approved by the board of directors and authorised for issue on 25/08/22 and are signed on its behalf by:



 R E Baldacci
 Director



 J E Wakerley
 Director

WBW CITY HOLDINGS LIMITED**COMPANY BALANCE SHEET****AS AT 31 DECEMBER 2021**

		2021		2020	
	Notes	£	£	£	£
Fixed assets					
Investments	15		7,234,057		4,881,512
Current assets					
Debtors	17	106,123		802,998	
Creditors: amounts falling due within one year	18	(7,334,849)		(5,127,635)	
Net current liabilities			(7,228,726)		(4,324,637)
Total assets less current liabilities			5,331		556,875
Creditors: amounts falling due after more than one year	19		-		(555,000)
Net assets			5,331		1,875
Capital and reserves					
Called up share capital	24		300		300
Profit and loss reserves	25		5,031		1,575
Total equity			5,331		1,875

As permitted by s408 Companies Act 2006, the company has not presented its own profit and loss account and related notes. The company's profit for the year was £153,456 (2020 - £275,575 profit).

For the financial year ended 31 December 2021 the company was entitled to exemption from audit under section 477 of the Companies Act 2006 relating to small companies.

The directors acknowledge their responsibilities for complying with the requirements of the Companies Act 2006 with respect to accounting records and the preparation of financial statements.

The members have not required the company to obtain an audit of its financial statements for the year in question in accordance with section 476.

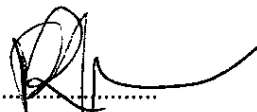
These financial statements have been prepared in accordance with the provisions applicable to companies subject to the small companies regime.


WBW CITY HOLDINGS LIMITED

COMPANY BALANCE SHEET (CONTINUED)

AS AT 31 DECEMBER 2021

The financial statements were approved by the board of directors and authorised for issue on 15/09/22..... and are signed on its behalf by:


.....
R E Baldacci
Director


.....
J E Wakerley
Director

Company Registration No. 11729338

WBW CITY HOLDINGS LIMITED

GROUP STATEMENT OF CHANGES IN EQUITY

FOR THE YEAR ENDED 31 DECEMBER 2021

	Notes	Share capital £	Profit and loss reserves £	Total £
Balance at 1 January 2020		300	(5,908)	(5,608)
		<hr/>	<hr/>	<hr/>
Year ended 31 December 2020:				
Profit and total comprehensive income for the year		-	888,317	888,317
Dividends	12	-	(274,000)	(274,000)
		<hr/>	<hr/>	<hr/>
Balance at 31 December 2020		300	608,409	608,709
		<hr/>	<hr/>	<hr/>
Year ended 31 December 2021:				
Loss and total comprehensive income for the year		-	(184,806)	(184,806)
Dividends	12	-	(150,000)	(150,000)
		<hr/>	<hr/>	<hr/>
Balance at 31 December 2021		300	273,603	273,903
		<hr/>	<hr/>	<hr/>

WBW CITY HOLDINGS LIMITED

COMPANY STATEMENT OF CHANGES IN EQUITY

FOR THE YEAR ENDED 31 DECEMBER 2021

	Notes	Share capital £	Profit and loss reserves £	Total £
Balance at 1 January 2020		300	-	300
Year ended 31 December 2020:				
Profit and total comprehensive income for the year		-	275,575	275,575
Dividends	12	-	(274,000)	(274,000)
Balance at 31 December 2020		300	1,575	1,875
Year ended 31 December 2021:				
Profit and total comprehensive income for the year		-	153,456	153,456
Dividends	12	-	(150,000)	(150,000)
Balance at 31 December 2021		300	5,031	5,331

WBW CITY HOLDINGS LIMITED

GROUP STATEMENT OF CASH FLOWS

FOR THE YEAR ENDED 31 DECEMBER 2021

		2021	2020
	Notes	£	£
Cash flows from operating activities			
Cash generated from operations	29	664,567	2,876,188
Interest paid		(263,155)	(87,631)
Income taxes paid		(405,278)	(141,379)
Net cash (outflow)/inflow from operating activities		(3,866)	2,647,178
Investing activities			
Purchase of tangible fixed assets		(50,835)	(79,657)
Proceeds on disposal of tangible fixed assets		3,641	3,834
Purchase of subsidiaries		(2,175,845)	(1,190,182)
Interest received		214	386
Net cash used in investing activities		(2,222,825)	(1,265,619)
Financing activities			
Proceeds from borrowings		2,850,000	680,000
Repayment of borrowings		(946,117)	(1,564,688)
Payment of finance leases obligations		(15,521)	(7,660)
Dividends paid to equity shareholders		(150,000)	(274,000)
Net cash generated from/(used in) financing activities		1,738,362	(1,166,348)
Net (decrease)/increase in cash and cash equivalents		(488,329)	215,211
Cash and cash equivalents at beginning of year		886,048	670,837
Cash and cash equivalents at end of year		397,719	886,048
Relating to:			
Cash at bank and in hand		627,668	886,057
Bank overdrafts included in creditors payable within one year		(229,949)	(9)

WBW CITY HOLDINGS LIMITED

NOTES TO THE GROUP FINANCIAL STATEMENTS

FOR THE YEAR ENDED 31 DECEMBER 2021

1 Accounting policies

Company information

WBW City Holdings Limited ("the company") is a private limited company domiciled and incorporated in England and Wales. The registered office is 4 Cyrus Way, Cygnet Park, Hampton, Peterborough, Cambridgeshire, PE7 8HP.

The group consists of WBW City Holdings Limited and all of its subsidiaries.

1.1 Accounting convention

These financial statements have been prepared in accordance with FRS 102 "The Financial Reporting Standard applicable in the UK and Republic of Ireland" ("FRS 102") and the requirements of the Companies Act 2006.

The financial statements are prepared in sterling, which is the functional currency of the company. Monetary amounts in these financial statements are rounded to the nearest £.

The financial statements have been prepared under the historical cost convention, modified to include the revaluation of freehold properties and to include investment properties and certain financial instruments at fair value. The principal accounting policies adopted are set out below.

1.2 Business combinations

In the parent company financial statements, the cost of a business combination is the fair value at the acquisition date of the assets given, equity instruments issued and liabilities incurred or assumed, plus costs directly attributable to the business combination. The excess of the cost of a business combination over the fair value of the identifiable assets, liabilities and contingent liabilities acquired is recognised as goodwill. The cost of the combination includes the estimated amount of contingent consideration that is probable and can be measured reliably, and is adjusted for changes in contingent consideration after the acquisition date. Provisional fair values recognised for business combinations in previous periods are adjusted retrospectively for final fair values determined in the 12 months following the acquisition date. Investments in subsidiaries, joint ventures and associates are accounted for at cost less impairment.

Deferred tax is recognised on differences between the value of assets (other than goodwill) and liabilities recognised in a business combination accounted for using the purchase method and the amounts that can be deducted or assessed for tax, considering the manner in which the carrying amount of the asset or liability is expected to be recovered or settled. The deferred tax recognised is adjusted against goodwill or negative goodwill.

WBW CITY HOLDINGS LIMITED

NOTES TO THE GROUP FINANCIAL STATEMENTS (CONTINUED)

FOR THE YEAR ENDED 31 DECEMBER 2021

1 Accounting policies

(Continued)

1.3 Basis of consolidation

The consolidated group financial statements consist of the financial statements of the parent company WBW City Holdings Limited together with all entities controlled by the parent company (its subsidiaries) and the group's share of its interests in joint ventures and associates.

All financial statements are made up to 31 December 2021. Where necessary, adjustments are made to the financial statements of subsidiaries to bring the accounting policies used into line with those used by other members of the group.

All intra-group transactions, balances and unrealised gains on transactions between group companies are eliminated on consolidation. Unrealised losses are also eliminated unless the transaction provides evidence of an impairment of the asset transferred.

Subsidiaries are consolidated in the group's financial statements from the date that control commences until the date that control ceases.

Entities in which the group holds an interest and which are jointly controlled by the group and one or more other venturers under a contractual arrangement are treated as joint ventures. Entities other than subsidiary undertakings or joint ventures, in which the group has a participating interest and over whose operating and financial policies the group exercises a significant influence, are treated as associates.

Investments in joint ventures and associates are carried in the group balance sheet at cost plus post-acquisition changes in the group's share of the net assets of the entity, less any impairment in value. The carrying values of investments in joint ventures and associates include acquired goodwill.

If the group's share of losses in a joint venture or associate equals or exceeds its investment in the joint venture or associate, the group does not recognise further losses unless it has incurred obligations to do so or has made payments on behalf of the joint venture or associate.

Unrealised gains arising from transactions with joint ventures and associates are eliminated to the extent of the group's interest in the entity.

1.4 Going concern

At the time of approving the financial statements, the directors have a reasonable expectation that the group has adequate resources to continue in operational existence for the foreseeable future. Thus the directors continue to adopt the going concern basis of accounting in preparing the financial statements.

1.5 Turnover

Turnover is recognised at the fair value of the consideration received or receivable for goods and services provided in the normal course of business, and is shown net of VAT and other sales related taxes. The fair value of consideration takes into account trade discounts, settlement discounts and volume rebates.

When cash inflows are deferred and represent a financing arrangement, the fair value of the consideration is the present value of the future receipts. The difference between the fair value of the consideration and the nominal amount received is recognised as interest income.

1 Accounting policies

(Continued)

1.6 Intangible fixed assets - goodwill

Goodwill represents the excess of the cost of acquisition of a business over the fair value of net assets acquired. It is initially recognised as an asset at cost and is subsequently measured at cost less accumulated amortisation and accumulated impairment losses. Goodwill is considered to have a finite useful life and is amortised on a systematic basis over its expected life, which is 10 years.

For the purposes of impairment testing, goodwill is allocated to the cash-generating units expected to benefit from the acquisition. Cash-generating units to which goodwill has been allocated are tested for impairment at least annually, or more frequently when there is an indication that the unit may be impaired. If the recoverable amount of the cash-generating unit is less than the carrying amount of the unit, the impairment loss is allocated first to reduce the carrying amount of any goodwill allocated to the unit and then to the other assets of the unit pro-rata on the basis of the carrying amount of each asset in the unit.

1.7 Tangible fixed assets

Tangible fixed assets are initially measured at cost and subsequently measured at cost or valuation, net of depreciation and any impairment losses.

Depreciation is recognised so as to write off the cost or valuation of assets less their residual values over their useful lives on the following bases:

Leasehold land and buildings	10% straight line
Plant and equipment	33% straight line & 25% reducing balance
Fixtures and fittings	33% Straight line
Office Equipment	33% straight line
Motor vehicles	25% reducing balance

The gain or loss arising on the disposal of an asset is determined as the difference between the sale proceeds and the carrying value of the asset, and is recognised in the profit and loss account.

1.8 Fixed asset investments

Equity investments are measured at fair value through profit or loss, except for those equity investments that are not publicly traded and whose fair value cannot otherwise be measured reliably, which are recognised at cost less impairment until a reliable measure of fair value becomes available.

In the parent company financial statements, investments in subsidiaries, associates and jointly controlled entities are initially measured at cost and subsequently measured at cost less any accumulated impairment losses.

A subsidiary is an entity controlled by the group. Control is the power to govern the financial and operating policies of the entity so as to obtain benefits from its activities.

1 Accounting policies

(Continued)

An associate is an entity, being neither a subsidiary nor a joint venture, in which the company holds a long-term interest and where the company has significant influence. The group considers that it has significant influence where it has the power to participate in the financial and operating decisions of the associate.

Investments in associates are initially recognised at the transaction price (including transaction costs) and are subsequently adjusted to reflect the group's share of the profit or loss, other comprehensive income and equity of the associate using the equity method. Any difference between the cost of acquisition and the share of the fair value of the net identifiable assets of the associate on acquisition is recognised as goodwill. Any unamortised balance of goodwill is included in the carrying value of the investment in associates.

Losses in excess of the carrying amount of an investment in an associate are recorded as a provision only when the company has incurred legal or constructive obligations or has made payments on behalf of the associate.

In the parent company financial statements, investments in associates are accounted for at cost less impairment.

Entities in which the group has a long term interest and shares control under a contractual arrangement are classified as jointly controlled entities.

1.9 Impairment of fixed assets

At each reporting period end date, the group reviews the carrying amounts of its tangible and intangible assets to determine whether there is any indication that those assets have suffered an impairment loss. If any such indication exists, the recoverable amount of the asset is estimated in order to determine the extent of the impairment loss (if any). Where it is not possible to estimate the recoverable amount of an individual asset, the company estimates the recoverable amount of the cash-generating unit to which the asset belongs.

The carrying amount of the investments accounted for using the equity method is tested for impairment as a single asset. Any goodwill included in the carrying amount of the investment is not tested separately for impairment.

Recoverable amount is the higher of fair value less costs to sell and value in use. In assessing value in use, the estimated future cash flows are discounted to their present value using a pre-tax discount rate that reflects current market assessments of the time value of money and the risks specific to the asset for which the estimates of future cash flows have not been adjusted.

If the recoverable amount of an asset (or cash-generating unit) is estimated to be less than its carrying amount, the carrying amount of the asset (or cash-generating unit) is reduced to its recoverable amount. An impairment loss is recognised immediately in profit or loss, unless the relevant asset is carried at a revalued amount, in which case the impairment loss is treated as a revaluation decrease.

1 Accounting policies

(Continued)

Recognised impairment losses are reversed if, and only if, the reasons for the impairment loss have ceased to apply. Where an impairment loss subsequently reverses, the carrying amount of the asset (or cash-generating unit) is increased to the revised estimate of its recoverable amount, but so that the increased carrying amount does not exceed the carrying amount that would have been determined had no impairment loss been recognised for the asset (or cash-generating unit) in prior years. A reversal of an impairment loss is recognised immediately in profit or loss, unless the relevant asset is carried at a revalued amount, in which case the reversal of the impairment loss is treated as a revaluation increase.

1.10 Cash and cash equivalents

Cash and cash equivalents are basic financial assets and include cash in hand, deposits held at call with banks, other short-term liquid investments with original maturities of three months or less, and bank overdrafts. Bank overdrafts are shown within borrowings in current liabilities.

1.11 Financial instruments

The group has elected to apply the provisions of Section 11 'Basic Financial Instruments' and Section 12 'Other Financial Instruments Issues' of FRS 102 to all of its financial instruments.

Financial instruments are recognised in the group's balance sheet when the group becomes party to the contractual provisions of the instrument.

Financial assets and liabilities are offset and the net amounts presented in the financial statements when there is a legally enforceable right to set off the recognised amounts and there is an intention to settle on a net basis or to realise the asset and settle the liability simultaneously.

Basic financial assets

Basic financial assets, which include debtors and cash and bank balances, are initially measured at transaction price including transaction costs and are subsequently carried at amortised cost using the effective interest method unless the arrangement constitutes a financing transaction, where the transaction is measured at the present value of the future receipts discounted at a market rate of interest. Financial assets classified as receivable within one year are not amortised.

Other financial assets

Other financial assets, including investments in equity instruments which are not subsidiaries, associates or joint ventures, are initially measured at fair value, which is normally the transaction price. Such assets are subsequently carried at fair value and the changes in fair value are recognised in profit or loss, except that investments in equity instruments that are not publicly traded and whose fair values cannot be measured reliably are measured at cost less impairment.

1 Accounting policies

(Continued)

Impairment of financial assets

Financial assets, other than those held at fair value through profit and loss, are assessed for indicators of impairment at each reporting end date.

Financial assets are impaired where there is objective evidence that, as a result of one or more events that occurred after the initial recognition of the financial asset, the estimated future cash flows have been affected. If an asset is impaired, the impairment loss is the difference between the carrying amount and the present value of the estimated cash flows discounted at the asset's original effective interest rate. The impairment loss is recognised in profit or loss.

If there is a decrease in the impairment loss arising from an event occurring after the impairment was recognised, the impairment is reversed. The reversal is such that the current carrying amount does not exceed what the carrying amount would have been, had the impairment not previously been recognised. The impairment reversal is recognised in profit or loss.

Derecognition of financial assets

Financial assets are derecognised only when the contractual rights to the cash flows from the asset expire or are settled, or when the group transfers the financial asset and substantially all the risks and rewards of ownership to another entity, or if some significant risks and rewards of ownership are retained but control of the asset has transferred to another party that is able to sell the asset in its entirety to an unrelated third party.

Classification of financial liabilities

Financial liabilities and equity instruments are classified according to the substance of the contractual arrangements entered into. An equity instrument is any contract that evidences a residual interest in the assets of the group after deducting all of its liabilities.

Basic financial liabilities

Basic financial liabilities, including creditors, bank loans, loans from fellow group companies and preference shares that are classified as debt, are initially recognised at transaction price unless the arrangement constitutes a financing transaction, where the debt instrument is measured at the present value of the future payments discounted at a market rate of interest. Financial liabilities classified as payable within one year are not amortised.

Debt instruments are subsequently carried at amortised cost, using the effective interest rate method.

Trade creditors are obligations to pay for goods or services that have been acquired in the ordinary course of business from suppliers. Amounts payable are classified as current liabilities if payment is due within one year or less. If not, they are presented as non-current liabilities. Trade creditors are recognised initially at transaction price and subsequently measured at amortised cost using the effective interest method.

1 Accounting policies

(Continued)

Other financial liabilities

Derivatives, including interest rate swaps and forward foreign exchange contracts, are not basic financial instruments. Derivatives are initially recognised at fair value on the date a derivative contract is entered into and are subsequently re-measured at their fair value. Changes in the fair value of derivatives are recognised in profit or loss in finance costs or finance income as appropriate, unless hedge accounting is applied and the hedge is a cash flow hedge.

Debt instruments that do not meet the conditions in FRS 102 paragraph 11.9 are subsequently measured at fair value through profit or loss. Debt instruments may be designated as being measured at fair value through profit or loss to eliminate or reduce an accounting mismatch or if the instruments are measured and their performance evaluated on a fair value basis in accordance with a documented risk management or investment strategy.

Derecognition of financial liabilities

Financial liabilities are derecognised when the group's contractual obligations expire or are discharged or cancelled.

1.12 Equity instruments

Equity instruments issued by the group are recorded at the proceeds received, net of transaction costs. Dividends payable on equity instruments are recognised as liabilities once they are no longer at the discretion of the group.

1.13 Taxation

The tax expense represents the sum of the tax currently payable and deferred tax.

Current tax

The tax currently payable is based on taxable profit for the year. Taxable profit differs from net profit as reported in the profit and loss account because it excludes items of income or expense that are taxable or deductible in other years and it further excludes items that are never taxable or deductible. The group's liability for current tax is calculated using tax rates that have been enacted or substantively enacted by the reporting end date.

Deferred tax

Deferred tax liabilities are generally recognised for all timing differences and deferred tax assets are recognised to the extent that it is probable that they will be recovered against the reversal of deferred tax liabilities or other future taxable profits. Such assets and liabilities are not recognised if the timing difference arises from goodwill or from the initial recognition of other assets and liabilities in a transaction that affects neither the tax profit nor the accounting profit.

The carrying amount of deferred tax assets is reviewed at each reporting end date and reduced to the extent that it is no longer probable that sufficient taxable profits will be available to allow all or part of the asset to be recovered. Deferred tax is calculated at the tax rates that are expected to apply in the period when the liability is settled or the asset is realised. Deferred tax is charged or credited in the profit and loss account, except when it relates to items charged or credited directly to equity, in which case the deferred tax is also dealt with in equity. Deferred tax assets and liabilities are offset if, and only if, there is a legally enforceable right to offset current tax assets and liabilities and the deferred tax assets and liabilities relate to taxes levied by the same tax authority.

1 Accounting policies

(Continued)

1.14 Employee benefits

The costs of short-term employee benefits are recognised as a liability and an expense, unless those costs are required to be recognised as part of the cost of stock or fixed assets.

The cost of any unused holiday entitlement is recognised in the period in which the employee's services are received.

Termination benefits are recognised immediately as an expense when the company is demonstrably committed to terminate the employment of an employee or to provide termination benefits.

1.15 Retirement benefits

Payments to defined contribution retirement benefit schemes are charged as an expense as they fall due.

1.16 Leases

Leases are classified as finance leases whenever the terms of the lease transfer substantially all the risks and rewards of ownership to the lessees. All other leases are classified as operating leases.

Assets held under finance leases are recognised as assets at the lower of the assets fair value at the date of inception and the present value of the minimum lease payments. The related liability is included in the balance sheet as a finance lease obligation. Lease payments are treated as consisting of capital and interest elements. The interest is charged to profit or loss so as to produce a constant periodic rate of interest on the remaining balance of the liability.

Rentals payable under operating leases, including any lease incentives received, are charged to profit or loss on a straight line basis over the term of the relevant lease except where another more systematic basis is more representative of the time pattern in which economic benefits from the leased asset are consumed.

1.17 Government grants

Government grants are recognised at the fair value of the asset received or receivable when there is reasonable assurance that the grant conditions will be met and the grants will be received.

A grant that specifies performance conditions is recognised in income when the performance conditions are met. Where a grant does not specify performance conditions it is recognised in income when the proceeds are received or receivable. A grant received before the recognition criteria are satisfied is recognised as a liability.

1.18 Foreign exchange

Transactions in currencies other than pounds sterling are recorded at the rates of exchange prevailing at the dates of the transactions. At each reporting end date, monetary assets and liabilities that are denominated in foreign currencies are retranslated at the rates prevailing on the reporting end date. Gains and losses arising on translation in the period are included in profit or loss.

WBW CITY HOLDINGS LIMITED**NOTES TO THE GROUP FINANCIAL STATEMENTS (CONTINUED)****FOR THE YEAR ENDED 31 DECEMBER 2021****2 Judgements and key sources of estimation uncertainty**

In the application of the group's accounting policies, the directors are required to make judgements, estimates and assumptions about the carrying amount of assets and liabilities that are not readily apparent from other sources. The estimates and associated assumptions are based on historical experience and other factors that are considered to be relevant. Actual results may differ from these estimates.

The estimates and underlying assumptions are reviewed on an ongoing basis. Revisions to accounting estimates are recognised in the period in which the estimate is revised where the revision affects only that period, or in the period of the revision and future periods where the revision affects both current and future periods.

3 Turnover and other revenue

	2021	2020
	£	£
Turnover analysed by class of business		
Rendering of services	30,157,417	19,588,911
	<u>30,157,417</u>	<u>19,588,911</u>
	2021	2020
	£	£
Other significant revenue		
Government grants	247,827	145,354
Other income	620,665	-

4 Exceptional expenses

	2021	2020
	£	£
Expenditure		
Exceptional item	677,265	-
	<u>677,265</u>	<u>-</u>

Exceptional expenses are made up of £677,265 (2020 - £Nil) of related party balances written off.

WBW CITY HOLDINGS LIMITED

NOTES TO THE GROUP FINANCIAL STATEMENTS (CONTINUED)

FOR THE YEAR ENDED 31 DECEMBER 2021

5 Operating profit

	2021	2020
	£	£
Operating profit for the year is stated after charging/(crediting):		
Government grants	(227,160)	(72,677)
Depreciation of owned tangible fixed assets	53,514	35,107
Depreciation of tangible fixed assets held under finance leases	4,088	3,264
Loss/(profit) on disposal of tangible fixed assets	1,707	(208)
Amortisation of intangible assets	266,357	171,259
Operating lease charges	147,559	125,376
	<u> </u>	<u> </u>

6 Auditor's remuneration

	2021	2020
	£	£
Fees payable to the company's auditor and associates:		
For audit services		
Audit of the financial statements of the group and company	15,000	-
	<u> </u>	<u> </u>
For other services		
All other non-audit services	78,344	38,353
	<u> </u>	<u> </u>

7 Employees

The average monthly number of persons (including directors) employed by the group and company during the year was:

	Group		Company	
	2021	2020	2021	2020
	Number	Number	Number	Number
Administration and support	55	50	-	3
Other departments	730	696	-	-
	<u> </u>	<u> </u>	<u> </u>	<u> </u>
Total	785	746	-	3
	<u> </u>	<u> </u>	<u> </u>	<u> </u>

WBW CITY HOLDINGS LIMITED

NOTES TO THE GROUP FINANCIAL STATEMENTS (CONTINUED)

FOR THE YEAR ENDED 31 DECEMBER 2021

7 Employees

(Continued)

Their aggregate remuneration comprised:

	Group		Company	
	2021	2020	2021	2020
	£	£	£	£
Wages and salaries	8,818,213	6,118,647	-	-
Social security costs	411,877	404,497	-	-
Pension costs	133,702	112,733	-	-
	<u>9,363,792</u>	<u>6,635,877</u>	<u>-</u>	<u>-</u>

8 Directors' remuneration

	2021	2020
	£	£
Remuneration for qualifying services	<u>33,779</u>	<u>24,796</u>

9 Interest receivable and similar income

	2021	2020
	£	£
Interest income		
Interest on bank deposits	<u>214</u>	<u>386</u>

Investment income includes the following:

Interest on financial assets not measured at fair value through profit or loss	<u>214</u>	<u>386</u>
--	------------	------------

WBW CITY HOLDINGS LIMITED

NOTES TO THE GROUP FINANCIAL STATEMENTS (CONTINUED)

FOR THE YEAR ENDED 31 DECEMBER 2021

10 Interest payable and similar expenses

	2021	2020
	£	£
Interest on financial liabilities measured at amortised cost:		
Interest on bank overdrafts and loans	118,375	1,570
Other interest on financial liabilities	141,781	98,412
	<u>260,156</u>	<u>99,982</u>
Other finance costs:		
Interest on finance leases and hire purchase contracts	2,999	2,783
Other interest	-	(15,134)
	<u>263,155</u>	<u>87,631</u>

11 Taxation

	2021	2020
	£	£
Current tax		
UK corporation tax on profits for the current period	77,686	238,110
Adjustments in respect of prior periods	-	6,030
	<u>77,686</u>	<u>244,140</u>
Deferred tax		
Origination and reversal of timing differences	(6,757)	9,935
	<u>70,929</u>	<u>254,075</u>

WBW CITY HOLDINGS LIMITED**NOTES TO THE GROUP FINANCIAL STATEMENTS (CONTINUED)****FOR THE YEAR ENDED 31 DECEMBER 2021****11 Taxation****(Continued)**

The actual charge for the year can be reconciled to the expected (credit)/charge for the year based on the profit or loss and the standard rate of tax as follows:

	2021	2020
	£	£
(Loss)/profit before taxation	<u>(113,877)</u>	<u>1,142,392</u>
Expected tax (credit)/charge based on the standard rate of corporation tax in the UK of 19.00% (2020: 19.00%)	(21,637)	217,054
Tax effect of expenses that are not deductible in determining taxable profit	44,440	3,165
Unutilised tax losses carried forward	-	(13,504)
Group relief	883	-
Depreciation on assets not qualifying for tax allowances	-	707
Amortisation on assets not qualifying for tax allowances	50,608	32,539
Other non-reversing timing differences	5,361	-
Under/(over) provided in prior years	-	6,030
Deferred tax adjustments in respect of prior years	<u>(8,726)</u>	<u>8,084</u>
Taxation charge	<u>70,929</u>	<u>254,075</u>

12 Dividends

	2021	2020
	£	£
Recognised as distributions to equity holders:		
Final paid	<u>150,000</u>	<u>274,000</u>

WBW CITY HOLDINGS LIMITED**NOTES TO THE GROUP FINANCIAL STATEMENTS (CONTINUED)****FOR THE YEAR ENDED 31 DECEMBER 2021****13 Intangible fixed assets**

Group	Goodwill
	£
Cost	
At 1 January 2021	2,454,595
Additions	1,253,868
	<hr/>
At 31 December 2021	3,708,463
	<hr/>
Amortisation and impairment	
At 1 January 2021	259,953
Amortisation charged for the year	266,357
	<hr/>
At 31 December 2021	526,310
	<hr/>
Carrying amount	
At 31 December 2021	3,182,153
	<hr/> <hr/>
At 31 December 2020	2,194,642
	<hr/> <hr/>

WBW CITY HOLDINGS LIMITED

NOTES TO THE GROUP FINANCIAL STATEMENTS (CONTINUED)

FOR THE YEAR ENDED 31 DECEMBER 2021

14 Tangible fixed assets

Group	Freehold land and buildings £	Leasehold land and buildings £	Plant and equipment £	Fixtures and fittings £	Office Equipment £	Motor vehicles £	Total £
Cost							
At 1 January 2021	-	78,776	107,473	11,727	17,983	28,779	244,738
Additions	325,000	9,227	2,927	178	5,345	53,075	395,752
Disposals	(325,000)	-	-	-	-	(9,167)	(334,167)
At 31 December 2021	-	88,003	110,400	11,905	23,328	72,687	306,323
Depreciation and impairment							
At 1 January 2021	-	3,509	97,917	1,765	2,159	12,001	117,351
Depreciation charged in the year	-	8,646	3,750	3,798	7,283	34,125	57,602
Eliminated in respect of disposals	-	-	-	-	-	(3,819)	(3,819)
At 31 December 2021	-	12,155	101,667	5,563	9,442	42,307	171,134
Carrying amount							
At 31 December 2021	-	75,848	8,733	6,342	13,886	30,380	135,189
At 31 December 2020	-	75,267	9,556	9,962	15,824	16,778	127,387

WBW CITY HOLDINGS LIMITED

NOTES TO THE GROUP FINANCIAL STATEMENTS (CONTINUED)

FOR THE YEAR ENDED 31 DECEMBER 2021

14 Tangible fixed assets (Continued)

The carrying value of land and buildings comprises:

	Group		Company	
	2021	2020	2021	2020
	£	£	£	£
Short leasehold	75,848	75,267	-	-

The net carrying value of tangible fixed assets includes the following in respect of assets held under finance leases or hire purchase contracts.

	Group		Company	
	2021	2020	2021	2020
	£	£	£	£
Fixtures and fittings	2,361	4,028	-	-
Motor vehicles	5,271	7,020	-	-
Office Equipment	886	886	-	-
	8,518	11,934	-	-

15 Fixed asset investments

		Group		Company	
		2021	2020	2021	2020
	Notes	£	£	£	£
Investments in subsidiaries	16	-	-	7,234,057	4,881,512

WBW CITY HOLDINGS LIMITED

NOTES TO THE GROUP FINANCIAL STATEMENTS (CONTINUED)

FOR THE YEAR ENDED 31 DECEMBER 2021

15 Fixed asset investments (Continued)

**Movements in fixed asset investments
Company**

**Shares in
subsidiaries
£**

Cost or valuation

At 1 January 2021

4,881,512

Additions

2,352,545

At 31 December 2021

7,234,057

Carrying amount

At 31 December 2021

7,234,057

At 31 December 2020

4,881,512

16 Subsidiaries

Details of the company's subsidiaries at 31 December 2021 are as follows:

Name of undertaking	Registered office	Class of shares held	% Held Direct
City Security Services Limited	England & Wales	Ordinary	100.00
GR8 Security Limited	England & Wales	Ordinary	100.00
Sight & Sound Security Limited	England & Wales	Ordinary	100.00

Those subsidiaries indicated in the table above as 'S479A' are exempt from the requirements of an audit in accordance with section 479A of the companies act 2006.

17 Debtors

	Group 2021 £	2020 £	Company 2021 £	2020 £
Amounts falling due within one year:				
Trade debtors	5,129,553	5,131,887	-	-
Amounts owed by group undertakings	-	2,453,392	-	-
Other debtors	862,001	1,573,911	106,123	802,998
Prepayments and accrued income	1,434,993	64,693	-	-
	<u>7,426,547</u>	<u>9,223,883</u>	<u>106,123</u>	<u>802,998</u>

WBW CITY HOLDINGS LIMITED

NOTES TO THE GROUP FINANCIAL STATEMENTS (CONTINUED)

FOR THE YEAR ENDED 31 DECEMBER 2021

18 Creditors: amounts falling due within one year

		Group		Company	
		2021	2020	2021	2020
	Notes	£	£	£	£
Bank loans and overdrafts	20	555,950	9	-	-
Obligations under finance leases	21	14,326	14,010	-	-
Other borrowings	20	1,925,998	158,451	-	100,000
Trade creditors		1,783,361	3,151,060	-	-
Amounts owed to group undertakings		-	2,453,392	6,478,094	2,942,660
Corporation tax payable		77,686	313,600	-	-
Other taxation and social security		1,088,419	1,249,831	-	-
Other creditors		1,886,397	3,303,304	856,755	2,084,975
Accruals and deferred income		1,481,678	495,253	-	-
		<u>8,813,815</u>	<u>11,138,910</u>	<u>7,334,849</u>	<u>5,127,635</u>

19 Creditors: amounts falling due after more than one year

		Group		Company	
		2021	2020	2021	2020
	Notes	£	£	£	£
Bank loans and overdrafts	20	1,533,983	-	-	-
Obligations under finance leases	21	27,122	42,959	-	-
Other borrowings	20	718,991	630,891	-	555,000
		<u>2,280,096</u>	<u>673,850</u>	<u>-</u>	<u>555,000</u>

Amounts included above which fall due after five years are as follows:

Payable by instalments	<u>259,586</u>	<u>-</u>	<u>-</u>	<u>-</u>
------------------------	----------------	----------	----------	----------

WBW CITY HOLDINGS LIMITED

NOTES TO THE GROUP FINANCIAL STATEMENTS (CONTINUED)

FOR THE YEAR ENDED 31 DECEMBER 2021

20 Loans and overdrafts

	Group		Company	
	2021	2020	2021	2020
	£	£	£	£
Bank loans	1,859,984	-	-	-
Bank overdrafts	229,949	9	-	-
Other loans	2,644,989	789,342	-	655,000
	<u>4,734,922</u>	<u>789,351</u>	<u>-</u>	<u>655,000</u>
Payable within one year	2,481,948	158,460	-	100,000
Payable after one year	<u>2,252,974</u>	<u>630,891</u>	<u>-</u>	<u>555,000</u>

The long-term loans are secured by fixed charges over all assets of the GR8 Security Limited dated 19/03/2021.

The long-term loans are secured by fixed charges over all assets of the City Security Services Limited dated 19/03/2021.

The long-term loans are secured by fixed charges over all assets of the Sight & Sound Security Limited dated 21/10/2021.

The bank loans are secured by a joint and several personal guarantee from J E Wakerley and R E Baldacci Limited to £200,000.

21 Finance lease obligations

	Group		Company	
	2021	2020	2021	2020
	£	£	£	£
Future minimum lease payments due under finance leases:				
Within one year	14,326	14,010	-	-
In two to five years	14,430	18,296	-	-
In over five years	12,692	24,663	-	-
	<u>41,448</u>	<u>56,969</u>	<u>-</u>	<u>-</u>

Finance lease payments represent rentals payable by the company or group for certain items of plant and machinery. Leases include purchase options at the end of the lease period, and no restrictions are placed on the use of the assets. The average lease term is 5 years. All leases are on a fixed repayment basis and no arrangements have been entered into for contingent rental payments.

WBW CITY HOLDINGS LIMITED**NOTES TO THE GROUP FINANCIAL STATEMENTS (CONTINUED)****FOR THE YEAR ENDED 31 DECEMBER 2021****22 Deferred taxation**

The following are the major deferred tax liabilities and assets recognised by the group and company, and movements thereon:

	Liabilities 2021 £	Liabilities 2020 £
Group		
Accelerated capital allowances	3,743	10,500

The company has no deferred tax assets or liabilities.

	Group 2021 £	Company 2021 £
Movements in the year:		
Liability at 1 January 2021	10,500	-
Credit to profit or loss	(6,757)	-
Liability at 31 December 2021	3,743	-

The deferred tax liability set out above is expected to reverse within 12 months and relates to accelerated capital allowances that are expected to mature within the same period.

23 Retirement benefit schemes

	2021 £	2020 £
Defined contribution schemes		
Charge to profit or loss in respect of defined contribution schemes	133,702	112,733

A defined contribution pension scheme is operated for all qualifying employees. The assets of the scheme are held separately from those of the group in an independently administered fund.

WBW CITY HOLDINGS LIMITED**NOTES TO THE GROUP FINANCIAL STATEMENTS (CONTINUED)****FOR THE YEAR ENDED 31 DECEMBER 2021****24 Share capital**

Group and company	2021	2020	2021	2020
Ordinary share capital	Number	Number	£	£
Issued and fully paid				
Ordinary A shares of £1 each	100	100	100	100
Ordinary B Shares of £1 each	100	100	100	100
Ordinary C shares of £1 each	100	100	100	100
	<u>300</u>	<u>300</u>	<u>300</u>	<u>300</u>

25 Reserves**Group****Share capital**

Represents the nominal value of shares that have been issued.

Profit and loss account

Includes all current and prior year retained profits and losses at the balance sheet date.

Company**Share capital**

Represents the nominal value of shares that have been issued.

Profit and loss account

Includes all current and prior period retained profits and losses at the balance sheet date.

WBW CITY HOLDINGS LIMITED**NOTES TO THE GROUP FINANCIAL STATEMENTS (CONTINUED)****FOR THE YEAR ENDED 31 DECEMBER 2021****26 Acquisition of a business**

On 31 October 2021 the group acquired 100 percent of the issued capital of Sight & Sound Security Limited.

	Book Value	Adjustments	Fair Value
	£	£	£
Net assets acquired			
Fixed assets	344,917	-	344,917
Trade and other receivables	1,203,371	-	1,203,371
Cash and cash equivalents	176,700	-	176,700
Trade and other payables	(534,633)	-	(534,633)
Tax liabilities	(91,678)	-	(91,678)
	<u>1,098,677</u>	<u>-</u>	<u>1,098,677</u>
Total identifiable net assets			
	<u>1,098,677</u>	<u>-</u>	<u>1,098,677</u>
Goodwill			1,253,868
			<u>1,253,868</u>
Total consideration			2,352,545
			<u>2,352,545</u>

Contribution by the acquired business for the reporting period included in the group statement of comprehensive income since acquisition:

	£
Turnover	780,971
Loss after tax	(150,100)
	<u>(150,100)</u>

NOTES TO THE GROUP FINANCIAL STATEMENTS (CONTINUED)

FOR THE YEAR ENDED 31 DECEMBER 2021

27 Operating lease commitments**Lessee**

At the reporting end date the group had outstanding commitments for future minimum lease payments under non-cancellable operating leases, which fall due as follows:

	Group 2021 £	2020 £	Company 2021 £	2020 £
Within one year	243,026	35,116	-	-
Between two and five years	229,555	114,212	-	-
	<u>472,581</u>	<u>149,328</u>	<u>-</u>	<u>-</u>

28 Related party transactions**Transactions with related parties**

The company has taken advantage of exemption, under the terms of FRS 102 'The Financial Reporting Standard applicable in the UK and Republic of Ireland', not to disclose related party transactions with wholly owned subsidiaries within the group.

Summary of transactions with key management

During the year key management received advances totalling £691,954 (2020 - £349,432) and made repayments of £205,950 (2020 - £338,172). At the balance sheet date balances due to key management totalled £Nil (2020 - £Nil). At the balance sheet date balances due from key management totalled £486,004 (2020 - £Nil). There was no further remuneration with key management other than directors' remuneration. There are no members of key management other than directors.

Summary of transactions with entities with joint control or significant interest

During the year sales totalling £99,302 (2020 - £37,656) were made to entities with joint control or significant interest. Purchases totalling £546,234 (2020 - £52,739) were made from entities with joint control or significant interest. During the year loans totalling £337,265 (2020 - £15,000) were made to entities with joint control or significant influence, during the year £352,265 (2020 - £Nil) of loans to entities with joint control or significant influence were written off.

At the balance sheet date the amount due from entities with joint control or significant interest was £208,765 (2020 - £16,750). At the balance sheet date the amount due to entities with joint control or significant interest was £79,146 (2020 - £1,055).

WBW CITY HOLDINGS LIMITED

NOTES TO THE GROUP FINANCIAL STATEMENTS (CONTINUED)

FOR THE YEAR ENDED 31 DECEMBER 2021

29 Cash generated from group operations

	2021	2020
	£	£
(Loss)/profit for the year after tax	(184,804)	888,317
Adjustments for:		
Taxation charged	70,929	254,075
Finance costs	263,155	87,631
Investment income	(214)	(386)
Loss/(gain) on disposal of tangible fixed assets	1,707	(208)
Amortisation and impairment of intangible assets	-	171,259
Depreciation and impairment of tangible fixed assets	323,959	37,876
Related party write off	677,265	-
Movements in working capital:		
Decrease/(increase) in debtors	195,051	(2,933,232)
(Decrease)/increase in creditors	(682,481)	4,370,856
Cash generated from operations	<u>664,567</u>	<u>2,876,188</u>

30 Analysis of changes in net funds/(debt) - group

	1 January 2021	Cash flows	Market value movements	31 December 2021
	£	£	£	£
Cash at bank and in hand	886,057	(258,389)	-	627,668
Bank overdrafts	(9)	(229,940)	-	(229,949)
	<u>886,048</u>	<u>(488,329)</u>	<u>-</u>	<u>397,719</u>
Borrowings excluding overdrafts	(789,342)	(5,615,949)	1,900,318	(4,504,973)
Obligations under finance leases	(56,969)	15,521	-	(41,448)
	<u>39,737</u>	<u>(6,088,757)</u>	<u>1,900,318</u>	<u>(4,148,702)</u>

31 Analysis of changes in net debt - company

	1 January 2021	Cash flows	31 December 2021
	£	£	£
Borrowings excluding overdrafts	<u>(655,000)</u>	<u>655,000</u>	<u>-</u>