

Company registration number: 05678552

Arbtech Consulting Limited

Unaudited abridged financial statements

31 December 2022



Arbtech Consulting Limited

Contents

	Page
Directors and other information	1
Director's report	2
Accountants report	3
Abridged statement of income and retained earnings	4
Abridged statement of financial position	5 - 6
Notes to the financial statements	7 - 11

Arbtech Consulting Limited

Directors and other information

Director	Mr R M Oates
Secretary	Company Secretaries (Chester) Limited
Company number	05678552
Registered office	Charter Court Well House Barns Bretton Chester CH4 0DH
Business address	3 Well House Barns Chester Road Bretton Chester CH4 0DH
Accountants	Bradshaws Ltd Charter Court Well House Barns Chester Road, Bretton Chester CH4 0DH

Arbtech Consulting Limited
Director's report
Year ended 31st December 2022

The director presents his report and the unaudited financial statements of the company for the year ended 31st December 2022.

Director

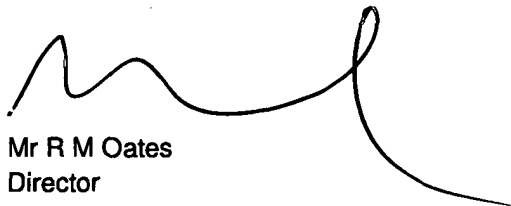
The director who served the company during the year was as follows:

Mr R M Oates

Small company provisions

This report has been prepared in accordance with the provisions applicable to companies entitled to the small companies exemption.

This report was approved by the board of directors on 14th April 2023 and signed on behalf of the board by:



Mr R M Oates
Director

Arbtech Consulting Limited

**Chartered accountants report to the director on the preparation of the
unaudited statutory financial statements of Arbtech Consulting Limited
Year ended 31st December 2022**


In order to assist you to fulfil your duties under the Companies Act 2006, we have prepared for your approval the financial statements of Arbtech Consulting Limited for the year ended 31st December 2022 which comprise the abridged statement of income and retained earnings, abridged statement of financial position and related notes from the company's accounting records and from information and explanations you have given us.

As a practising member firm of the Institute of Chartered Accountants in England and Wales (ICAEW), we are subject to its ethical and other professional requirements which are detailed at <http://www.icaew.com/en/members/regulations-standards-and-guidance/>.

This report is made solely to the director of Arbtech Consulting Limited, as a body, in accordance with the terms of our engagement letter. Our work has been undertaken solely to prepare for your approval the financial statements of Arbtech Consulting Limited and state those matters that we have agreed to state to them, as a body, in this report in accordance with ICAEW Technical Release 07/16 AAF. To the fullest extent permitted by law, we do not accept or assume responsibility to anyone other than Arbtech Consulting Limited and its director as a body for our work or for this report.

It is your duty to ensure that Arbtech Consulting Limited has kept adequate accounting records and to prepare statutory financial statements that give a true and fair view of the assets, liabilities, financial position and profit of Arbtech Consulting Limited. You consider that Arbtech Consulting Limited is exempt from the statutory audit requirement for the year.

We have not been instructed to carry out an audit or a review of the financial statements of Arbtech Consulting Limited. For this reason, we have not verified the accuracy or completeness of the accounting records or information and explanations you have given to us and we do not, therefore, express any opinion on the statutory financial statements.



Bradshaws Ltd
Chartered Accountants

Charter Court
Well House Barns
Chester Road, Bretton
Chester
CH4 0DH

14th April 2023

Arbtech Consulting Limited

**Abridged statement of income and retained earnings
Year ended 31st December 2022**

	Note	2022 £	2021 £
Gross profit		4,101,009	2,354,647
Administrative expenses		(1,770,126)	(1,233,417)
Operating profit		2,330,883	1,121,230
Other interest receivable and similar income		1,682	331
Interest payable and similar expenses		(14,723)	(8,968)
Profit before taxation	5	2,317,842	1,112,593
Tax on profit		(415,095)	(218,498)
Profit for the financial year and total comprehensive income		<u>1,902,747</u>	<u>894,095</u>
Dividends declared and paid or payable during the year		(950,000)	(1,180,000)
Retained earnings at the start of the year		<u>942,975</u>	<u>1,228,880</u>
Retained earnings at the end of the year		<u>1,895,722</u>	<u>942,975</u>

All the activities of the company are from continuing operations.

The notes on pages 7 to 11 form part of these financial statements.

Arbtech Consulting Limited

**Abridged statement of financial position
31st December 2022**

	Note	2022 £	£	2021 £	£
Fixed assets					
Tangible assets	6	270,489		270,937	
			270,489		270,937
Current assets					
Debtors	7	882,076		472,085	
Cash at bank and in hand		1,315,051		547,057	
		2,197,127		1,019,142	
Creditors: amounts falling due within one year	8	(449,998)		(223,916)	
Net current assets			1,747,129		795,226
Total assets less current liabilities			2,017,618		1,066,163
Creditors: amounts falling due after more than one year			(88,584)		(121,175)
Provisions for liabilities			(33,311)		(2,012)
Net assets			1,895,723		942,976
Capital and reserves					
Called up share capital	9		1		1
Profit and loss account			1,895,722		942,975
Shareholders funds			1,895,723		942,976

For the year ending 31st December 2022 the company was entitled to exemption from audit under section 477 of the Companies Act 2006 relating to small companies.

Director's responsibilities:

- The members have not required the company to obtain an audit of its financial statements for the year in question in accordance with section 476;
- The director acknowledges their responsibilities for complying with the requirements of the Act with respect to accounting records and the preparation of financial statements.

These financial statements have been prepared in accordance with the provisions applicable to companies subject to the small companies' regime and in accordance with Section 1A of FRS 102 'The Financial Reporting Standard applicable in the UK and Republic of Ireland'.


The notes on pages 7 to 11 form part of these financial statements.

Arbtech Consulting Limited

Abridged statement of financial position (continued)
31st December 2022

All of the members have consented to the preparation of the abridged statement of income and retained earnings and the abridged statement of financial position for the current year ending 31st December 2022 in accordance with Section 444(2A) of the Companies Act 2006.

These financial statements were approved by the board of directors and authorised for issue on 14th April 2023, and are signed on behalf of the board by:

A handwritten signature in black ink, consisting of a series of loops and a long horizontal stroke, positioned above the name and title of the signatory.

Mr R M Oates
Director

Company registration number: 05678552

The notes on pages 7 to 11 form part of these financial statements.

Arbtech Consulting Limited

Notes to the financial statements Year ended 31st December 2022

1. General information

The company is a private company limited by shares, registered in England & Wales. The address of the registered office is Charter Court, Well House Barns, Bretton, Chester, CH4 0DH.

2. Statement of compliance

These financial statements have been prepared in compliance with the provisions of FRS 102, Section 1A, 'The Financial Reporting Standard applicable in the UK and Republic of Ireland'.

3. Accounting policies

Basis of preparation

The financial statements have been prepared on the historical cost basis, as modified by the revaluation of certain financial assets and liabilities and investment properties measured at fair value through profit or loss.

The financial statements are prepared in sterling, which is the functional currency of the entity.

Turnover

Turnover is measured at the fair value of the consideration received or receivable for goods supplied and services rendered, net of discounts and Value Added Tax.

Revenue from the sale of goods is recognised when the significant risks and rewards of ownership have transferred to the buyer (usually on despatch of the goods); the amount of revenue can be measured reliably; it is probable that the associated economic benefits will flow to the entity; and the costs incurred or to be incurred in respect of the transactions can be measured reliably.

Taxation

The taxation expense represents the aggregate amount of current and deferred tax recognised in the reporting period. Tax is recognised in the statement of comprehensive income, except to the extent that it relates to items recognised in other comprehensive income or directly in capital and reserves. In this case, tax is recognised in other comprehensive income or directly in capital and reserves, respectively.

Current tax is recognised on taxable profit for the current and past periods. Current tax is measured at the amounts of tax expected to pay or recover using the tax rates and laws that have been enacted or substantively enacted at the reporting date.

Deferred tax is recognised in respect of all timing differences at the reporting date. Unrelieved tax losses and other deferred tax assets are recognised to the extent that it is probable that they will be recovered against the reversal of deferred tax liabilities or other future taxable profits. Deferred tax is measured using the tax rates and laws that have been enacted or substantively enacted by the reporting date that are expected to apply to the reversal of the timing difference.

Operating leases

Lease payments are recognised as an expense over the lease term on a straight-line basis. The aggregate benefit of lease incentives is recognised as a reduction to expense over the lease term, on a straight-line basis.

Arbtech Consulting Limited

Notes to the financial statements (continued) Year ended 31st December 2022

Tangible assets

Tangible assets are initially recorded at cost, and are subsequently stated at cost less any accumulated depreciation and impairment losses.

Any tangible assets carried at revalued amounts are recorded at the fair value at the date of revaluation less any subsequent accumulated depreciation and subsequent accumulated impairment losses.

An increase in the carrying amount of an asset as a result of a revaluation, is recognised in other comprehensive income and accumulated in capital and reserves, except to the extent it reverses a revaluation decrease of the same asset previously recognised in profit or loss. A decrease in the carrying amount of an asset as a result of revaluation is recognised in other comprehensive income to the extent of any previously recognised revaluation increase accumulated in capital and reserves in respect of that asset. Where a revaluation decrease exceeds the accumulated revaluation gains accumulated in capital and reserves in respect of that asset, the excess shall be recognised in profit or loss.

Depreciation

Depreciation is calculated so as to write off the cost or valuation of an asset, less its residual value, over the useful economic life of that asset as follows:

Fittings fixtures and equipment	- 25%	reducing balance
Motor vehicles	- 25%	straight line

If there is an indication that there has been a significant change in depreciation rate, useful life or residual value of tangible assets, the depreciation is revised prospectively to reflect the new estimates.

Impairment

A review for indicators of impairment is carried out at each reporting date, with the recoverable amount being estimated where such indicators exist. Where the carrying value exceeds the recoverable amount, the asset is impaired accordingly. Prior impairments are also reviewed for possible reversal at each reporting date.

When it is not possible to estimate the recoverable amount of an individual asset, an estimate is made of the recoverable amount of the cash-generating unit to which the asset belongs. The cash-generating unit is the smallest identifiable group of assets that includes the asset and generates cash inflows that are largely independent of the cash inflows from other assets or groups of assets.

Provisions

Provisions are recognised when the entity has an obligation at the reporting date as a result of a past event; it is probable that the entity will be required to transfer economic benefits in settlement and the amount of the obligation can be estimated reliably. Provisions are recognised as a liability in the statement of financial position and the amount of the provision as an expense.

Provisions are initially measured at the best estimate of the amount required to settle the obligation at the reporting date and subsequently reviewed at each reporting date and adjusted to reflect the current best estimate of the amount that would be required to settle the obligation. Any adjustments to the amounts previously recognised are recognised in profit or loss unless the provision was originally recognised as part of the cost of an asset. When a provision is measured at the present value of the amount expected to be required to settle the obligation, the unwinding of the discount is recognised in finance costs in profit or loss in the period it arises.

Arbtech Consulting Limited

Notes to the financial statements (continued) Year ended 31st December 2022

Financial instruments

A financial asset or a financial liability is recognised only when the company becomes a party to the contractual provisions of the instrument.

Basic financial instruments are initially recognised at the transaction price, unless the arrangement constitutes a financing transaction, where it is recognised at the present value of the future payments discounted at a market rate of interest for a similar debt instrument.

Debt instruments are subsequently measured at amortised cost.

Where investments in non-convertible preference shares and non-puttable ordinary shares or preference shares are publicly traded or their fair value can otherwise be measured reliably, the investment is subsequently measured at fair value with changes in fair value recognised in profit or loss. All other such investments are subsequently measured at cost less impairment.

Other financial instruments, including derivatives, are initially recognised at fair value, unless payment for an asset is deferred beyond normal business terms or financed at a rate of interest that is not a market rate, in which case the asset is measured at the present value of the future payments discounted at a market rate of interest for a similar debt instrument.

Other financial instruments are subsequently measured at fair value, with any changes recognised in profit or loss, with the exception of hedging instruments in a designated hedging relationship.

Financial assets that are measured at cost or amortised cost are reviewed for objective evidence of impairment at the end of each reporting date. If there is objective evidence of impairment, an impairment loss is recognised in profit or loss immediately.

For all equity instruments regardless of significance, and other financial assets that are individually significant, these are assessed individually for impairment. Other financial assets are either assessed individually or grouped on the basis of similar credit risk characteristics.

Any reversals of impairment are recognised in profit or loss immediately, to the extent that the reversal does not result in a carrying amount of the financial asset that exceeds what the carrying amount would have been had the impairment not previously been recognised.

Defined contribution plans

Contributions to defined contribution plans are recognised as an expense in the period in which the related service is provided. Prepaid contributions are recognised as an asset to the extent that the prepayment will lead to a reduction in future payments or a cash refund.

When contributions are not expected to be settled wholly within 12 months of the end of the reporting date in which the employees render the related service, the liability is measured on a discounted present value basis. The unwinding of the discount is recognised in finance costs in profit or loss in the period in which it arises.

4. Employee numbers

The average number of persons employed by the company during the year amounted to 40 (2021: 37).

5. Profit before taxation

Profit before taxation is stated after charging/(crediting):

	2022	2021
	£	£
Depreciation of tangible assets	63,912	63,730

Arbtech Consulting Limited

Notes to the financial statements (continued)
Year ended 31st December 2022

6. Tangible assets

	£
Cost	
At 1st January 2022	408,927
Additions	479,035
Disposals	(465,962)
At 31st December 2022	<u>422,000</u>
Depreciation	
At 1st January 2022	137,991
Charge for the year	64,053
Disposals	(50,533)
At 31st December 2022	<u>151,511</u>
Carrying amount	
At 31st December 2022	<u>270,489</u>
At 31st December 2021	<u>270,936</u>

7. Debtors

	2022	2021
	£	£
Trade debtors	849,333	426,683
Amounts owed by group undertakings and undertakings in which the company has a participating interest	8,152	17,764
Other debtors	24,591	27,638
	<u>882,076</u>	<u>472,085</u>

8. Creditors: amounts falling due within one year

	2022	2021
	£	£
Trade creditors	16,369	5,267
Corporation tax	123,760	27,129
Social security and other taxes	225,672	121,374
Other creditors	84,197	70,146
	<u>449,998</u>	<u>223,916</u>

Arbtech Consulting Limited

Notes to the financial statements (continued) Year ended 31st December 2022

9. Called up share capital Issued, called up and fully paid

	2022		2021	
	No	£	No	£
Ordinary shares shares of £ 1.00 each	<u>1</u>	<u>1</u>	<u>1</u>	<u>1</u>

10. Related party transactions

During the year the company entered into the following transactions with related parties:

	Transaction value		Balance owed by/(owed to)	
	2022	2021	2022	2021
	£	£	£	£
Roberts Oates Capital Ltd	<u>211,250</u>	<u>162,000</u>	<u>8,151</u>	<u>17,764</u>

During the year the company incurred management charges from its holding company as set out above. All transactions were at arms length.

11. Controlling party

Arbtech Consulting Ltd is a 100% subsidiary of its ultimate holding company, Roberts Oates Capital Ltd, a company incorporated in the UK.

Arbtech Consulting Limited

**Detailed abridged income statement
Year ended 31st December 2022**

	2022	2021
	£	£
Turnover		
Sales	6,418,386	3,803,135
Sales - non-vat	3,763	1,158
	<u>6,422,149</u>	<u>3,804,293</u>
Cost of sales		
Purchases	(96,902)	(60,479)
Wages and salaries	(1,834,781)	(1,137,322)
Subcontract labour	(389,457)	(251,845)
	<u>(2,321,140)</u>	<u>(1,449,646)</u>
Gross profit	4,101,009	2,354,647
Gross profit percentage	63.9%	61.9%
Overheads		
Administrative expenses	(1,770,126)	(1,233,417)
	<u>(1,770,126)</u>	<u>(1,233,417)</u>
Operating profit	2,330,883	1,121,230
Operating profit percentage	36.3%	29.5%
Other interest receivable and similar income	1,682	331
Interest payable and similar expenses	(14,723)	(8,968)
Profit before taxation	<u><u>2,317,842</u></u>	<u><u>1,112,593</u></u>

Arbtech Consulting Limited

Detailed abridged income statement (continued)
Year ended 31st December 2022

	2022	2021
	£	£
Overheads		
Administrative expenses		
Employer's social security contributions	(202,972)	(114,653)
Staff pension costs - defined contribution	(55,520)	(36,899)
Staff training	(53,501)	(38,510)
Recruitment Expenses	(30,598)	(51,120)
Rent payable	(34,974)	(13,423)
Service charges	(200,000)	(125,000)
Insurance	(11,601)	(5,406)
Cleaning	(3,240)	(2,913)
Repairs and maintenance	(1,679)	(708)
Printing, postage and stationery	(3,553)	(3,995)
Advertising	(436,606)	(376,752)
Telephone	(17,713)	(12,769)
Computer costs	(107,988)	(67,487)
Leasing of motor vehicles	(11,912)	(8,468)
Motor expenses	(257,343)	(123,764)
Travelling and subsistence	(53,083)	(52,048)
Entertaining	(77,660)	(36,587)
Legal and professional	(27,490)	(7,353)
Consultancy fees	(52,688)	(7,710)
Accountancy fees	(3,690)	(905)
Bank charges	(31,265)	(12,207)
Bad debts	(4,094)	(28,318)
Staff welfare	(17,377)	(15,500)
General expenses	(10,817)	(10,803)
Charitable donations	(545)	(52)
Subscriptions	(14,561)	(10,172)
Depreciation of tangible assets	(63,912)	(63,730)
Gain/loss on disposal of tangible assets	16,256	(6,165)
	<u>(1,770,126)</u>	<u>(1,233,417)</u>