


CHARNLEY COURT MANAGEMENT COMPANY LIMITED

Index to the Financial Statements for the period ended 31 July 2019

	Page
Company information	1
Report of the director	2
Profit and loss account	3
Balance sheet	4
Notes to the financial statements	5
Report of the Accountants	8
Trading and profit and loss account	9

FRIDAY



A9ØR653C

A16

13/03/2020

#184

COMPANIES HOUSE

CHARNLEY COURT MANAGEMENT COMPANY LIMITED

Company information for the period ended 31 July 2019

Directors: Jacqueline White
Duncan White

Secretary: Phil White

Registered Office: 19a Poulton Street
Kirkham
Preston
Lancs
PR4 2AA

Registered Number: 05565164

Accountants: Hollies Financial Services
Enterprise House
19a Poulton Street
Kirkham
Preston
Lancs
PR4 2AA

CHARNLEY COURT MANAGEMENT COMPANY LIMITED

The directors report for period ended 31 July 2019

The directors have pleasure in presenting their report and the unaudited financial statements of the company for the trading period ended 31 July 2019.

Principal activities and business review

The principal activity of the company in the year under review was that of a premises management company. The results for the year and financial position of the company are shown in the annexed financial statements.

Results and dividends

No dividends will be distributed for the year ended 31st July 2019

The director's interest in shares of the company

The director who served the company during the period and his beneficial interest in the shares of the company was as follows:

Ordinary shares of £1 each

Jacqueline White	1
Duncan White	1

Company Secretary

Phil White

Registered Office:


Enterprise House
19a Poulton Street
Kirkham, Preston
Lancs
PR4 2AA

Signed by:

Mrs Jacqueline White

Director

Approved by the directors on


11/3/2020

CHARNLEY COURT MANAGEMENT COMPANY LIMITED

Profit and loss account for period ended 31 July 2019

	notes	£
Turnover	2	4,489
Cost of sales		<u>0</u>
Gross profit		4,489
Administrative expenses		<u>4,231</u>
Operating profit / (loss)	3	258
Interest payable	4	<u>0</u>
Profit on ordinary activities (before taxation)		<u>258</u>
Taxation on ordinary activities		0
Profit (after taxation)		<u>258</u>
Dividends paid		<u>0</u>

The company has no recognised gains or losses, other than the receipts for the trading period as set out above.

CHARNLEY COURT MANAGEMENT COMPANY LIMITED

Balance Sheet as at 31 July 2019


	notes	£	£
Fixed Assets			
tangible	7		0
intangible			0
			<u>0</u>
Current Assets			
stock		0	
debtors		0	
Bank		0	
cash	8	0	
		<u>0</u>	
Current Liabilities			
creditors	9	0	
Inland Revenue	9	0	
Vat		0	
		<u>0</u>	0
Net business assets			<u>0</u>
Capital and reserves			
called up share capital	10		2
profit and loss account			-
Capital Introduced			-
dividends paid			-
shareholders funds	11		<u>2</u>

For the year ending 31st July 2019 the company was entitled to exemption from audit under section 477 of the Companies Act 2006 relating to small companies.

Directors' responsibilities :

The members have not required the company to obtain an audit of its accounts for the year in question in accordance with section 476. The directors acknowledge their responsibilities for complying with the requirements of the Act with respect to accounting records and the preparation of accounts. These accounts have been prepared in accordance with the provisions applicable to companies subject to the small companies' regime.

These financial statements were approved and signed by the directors on


Jacqueline White

11/3/2020

CHARNLEY COURT MANAGEMENT COMPANY LIMITED

Notes to the financial statement for the period ended 31.07.19

1. Accounting policies

Basis of accounting - the financial statements have been prepared under the historical cost convention and in accordance with applicable accounting standards.

Turnover - the turnover shown in the profit and loss accounts represents amounts invoiced during the period.

2. Turnover

The turnover is attributable to the one principal activity of the company.

An analysis of turnover is given below:

	£
United Kingdom	4,489

3. Operating profit or (loss)

	£
Operating profit is stated after charging:	
Directors remuneration	0
Depreciation of tangible fixed assets	0

4. Interest payable

	£
Bank and HP interest	0

5. Particulars of employees

The average number of staff employed by the company (including directors) for the financial year was:

0

6. Taxation on profit on ordinary activities

	£
Provision for Corporation Tax based upon profit for the year	0

CHARNLEY COURT MANAGEMENT COMPANY LIMITED

Notes to the financial statement - continued

7. Tangible Fixed Assets

	Computer (new)	Fixtures & Fittings	Total
At 1/08/18	0	0	0
Additions	0	0	0
Disposals	0	0	0
At 31.07.19	0	0	0

Depreciation

At 1/08/18	0	0	0
Charge for the year	0	0	0
At 31.07.19	0	0	0
NBV at 31.07.19	0	0	0
NBV at 31.07.18	0	0	0

8. Current assets

	£
Trade debtors	0
Current Account	2
	<hr/> 2

9. Creditors (amounts falling within one year)

	£
Trade Creditors	0
Other expenses	0
Social Security & tax	0
	<hr/> 0

10. Share capital

	£
Authorised share capital:	
Ordinary shares of £1 each	2
Allotted, called up and fully paid:	
Issued ordinary shares	

CHARNLEY COURT MANAGEMENT COMPANY LIMITED

The following pages do not form part of the statutory financial statements.

CHARNLEY COURT MANAGEMENT COMPANY LIMITED

Accountants report for the directors for the trading period ended 31 July 2019

As described on the balance sheet you are responsible for the preparation of the accounts for the year ended 31 July 2019, set out on pages 1 to 6 and you consider that the company is exempt from an audit and a report under section 477 of the Companies Act 2006. In accordance with your instructions I have compiled these unaudited accounts in order to assist you to fulfil your statutory responsibilities, from the accounting records and information and explanations supplied to me.

Philip White ACMA
Independent VAT - TAX Consultants
19a Poulton Street
Kirkham, Preston
Lancs
PR4 2AA

CHARNLEY COURT MANAGEMENT COMPANY LIMITED

Profit and loss account for the year ended 31 July 2019

	<u>2019</u>		<u>2018</u>	
	£	£	£	£
Turnover		3,389		2,980
<u>Cost of Sales</u>				
Opening Stock	-		-	
Plus Purchases	-		-	
Less				
Closing Stock	-	0	-	0
GROSS PROFIT		-		-
Other Income		1,100		-
Premium Account Interest		-		-
		-		-
Expenditure				
Heat & Light	766.20		617	
Insurance	1231.73		1,250	
Cleaning	550.00		850	
Gardening	270.00		180	
Repairs	1338.97		10	
Bank Charges	61.30		60	
Legal & Accountancy	13.00		13	
Total expenditure	-	4,231		2,980
Sub Total		258		2,980
Finance Costs				
Bank Interest	-		-	
Hire Purchase Interest				
Net profit (after depreciation)		258		(0)