

PLYMOUTH BARBICAN FINE ARTS MANAGEMENT COMPANY LIMITED


FINANCIAL STATEMENTS

31 March 2014

Registered number: 5357213

**David Mayer Accounting Services
31 Mary Seacole Road
The Millfields
Plymouth
PL1 3JY**

FRIDAY



A3FR6HDM

A30

05/09/2014

#16

COMPANIES HOUSE

PLYMOUTH BARBICAN FINE ARTS MANAGEMENT COMPANY LIMITED

FINANCIAL STATEMENTS

31 March 2014

CONTENTS

	Page
Company Information	1
Directors' Report	2
Income and expenditure account	3
Balance sheet	4
Notes on the financial statements	5

PLYMOUTH BARBICAN FINE ARTS MANAGEMENT COMPANY LIMITED

1

COMPANY INFORMATION

31 March 2014

INCORPORATED	8 January; England
NUMBER	05357213
DIRECTORS	Susan Elizabeth Bryan Julia Siobhan Sutherland-Perry
SECRETARY	A Warland
REGISTERED OFFICE	C/o Tuffins 6 & 8 Drake Circus Plymouth PL4 8AQ
BUSINESS ADDRESS	Mitre Court 44, 45 & 47 Southside Street Plymouth PL1 2LD
BANKERS	Lloyds TSB 8 Royal Parade Plymouth PL1 1DS
ACCOUNTANT	David Mayer Accounting Services 31 Mary Seacole Road Plymouth PL1 3JY

DIRECTORS' REPORT

31 March 2014

The directors present their report and financial statements for the year ended 31 March 2014

Principal Activity

The principal activity of the company was the management of the property at Mitre Court, 44 45 & 47 Southside Street, Plymouth, PL1 2LD.

Service charges collected are held on trust for the purpose of meeting the relevant costs in relation to the property in accordance with the provisions of section 42 of the Landlord and Tenant Act 1987.

Directors

The directors who served during the year were:


Susan Elizabeth Bryan (served throughout the year)

Julia Siobhan Sutherland-Perry (served throughout the year)

Small Company Rules

This report has been prepared in accordance with the special provisions relating to companies subject to the small companies regime within Part 15 of the Companies Act 2006.

By order of the board


Director
Date: 26th August 2014
Susan Bryan

PLYMOUTH BARBICAN FINE ARTS MANAGEMENT COMPANY LIMITED

3

PROFIT AND LOSS ACCOUNT

for the year ended 31 March 2014

	Note	2014 £	2013 £
Turnover	1	0	0
Administrative expenses		0	0
Profit for the year		<u>0</u>	<u>0</u>

BALANCE SHEET

31 March 2014

	Note	2014 £	2013 £
Current Assets			
Cash at bank and in hand		<u>26872</u>	<u>5326</u>
		26872	5326
Creditor: amounts falling due within one year	2	<u>-26871</u>	<u>-5325</u>
Net current liabilities		<u>1</u>	<u>1</u>
Total assets less current liabilities		<u><u>1</u></u>	<u><u>1</u></u>
Reserves			
Share Capital	3	1	1
Profit and loss account		0	0
		<u>1</u>	<u>1</u>
Total Members' funds		<u><u>1</u></u>	<u><u>1</u></u>

continued>>>>>>>

BALANCE SHEET

31 March 2014

(continued)

Director's statements required by the Companies Act 2006

These financial statements have been prepared in accordance with the special provisions relating to small businesses within Part 15 of the Companies Act 2006 and with the Financial Reporting Standard for Smaller Entities (effective April 2008).


For the year ended 31 March 2014, the company was entitled to exemption from audit under section 477 of the Companies Act 2006 relating to small companies. The members have not required the company to obtain an audit in accordance with section 476 of the Companies Act 2006.

The directors acknowledge their responsibilities for complying with the requirements of the Companies Act with respect to accounting records and for the preparation of accounts.

These accounts have been prepared in accordance with the provisions applicable to companies subject to the small companies regime.

Signed on behalf of the board of directors on

Date: *26th August 2014*


Director
Susan Bryan

NOTES ON FINANCIAL STATEMENTS

31 March 2014

1 Accounting policies*Basis of accounting*

The financial statements have been prepared under the historical cost accounting rules and in accordance with the Financial Reporting Standards for Smaller Entities effective April 2008.

These financial statements have been prepared in accordance with ICAEW technical release TECH 03/11 and do not include service charge transactions. Previous years' financial statements included service charge transactions.

Turnover

Turnover represents services rendered by the company other than to its own members.

2 Creditor

	2014	2013
	£	£
Service charge trust	<u>26871</u>	<u>5325</u>

3 Share Capital

	2014	2013
	£	£
Ordinary shares of £1 each fully paid	<u>1</u>	<u>1</u>

4 Corporation Tax

There is no Corporation Tax payable based on the results for the year (2013: no Corporation Tax payable)