

Environmental Association for Universities and Colleges
Registered Company Number 05183502
Registered Charity Number 1106172

FRIDAY



A3CEZK8R

A29

18/07/2014


#280

COMPANIES HOUSE

eauc

Leading change and engagement in sustainability

Annual Report 2013



www.eauc.org.uk

Contents

<u>Chairman's message</u>	<u>Page 3</u>
<u>Chief Executive's message</u>	<u>Page 4</u>
<u>EAUC's role</u>	<u>Page 5</u>
• <u>Member value</u>	<u>Page 6</u>
• <u>Member impact</u>	<u>Page 11</u>
• <u>Member innovation</u>	<u>Page 13</u>
• <u>Member voice</u>	<u>Page 15</u>
• <u>Member transparency</u>	<u>Page 17</u>
<u>Financial review</u>	<u>Page 19</u>
<u>Trustees' report</u>	<u>Page 21</u>
<u>Auditors' report</u>	<u>Page 24</u>
<u>Statement of financial activities</u>	<u>Page 25</u>
<u>Balance sheet</u>	<u>Page 26</u>
<u>Notes to the financial statements</u>	<u>Page 27</u>
<u>Charity information</u>	<u>Page 32</u>

Chairman's message

"Leading sustainability"

This year has been one for leading change and engagement - for the sector, for our Members and for the EAUC. As a Member-driven Association and charity, we have to respond to the changing face of the sector and ensure sustainability is on the agenda of the leaders in the sector. I'm delighted to share this 2013 Annual Report with you which will demonstrate the success we've achieved collectively.

We have been listening to our Members to ensure we deliver the resources and services that you require to achieve improvement in your social, economic and environmental performance. With a small rise in Membership numbers for the year, we are now 224 Member institutions strong. We have continued to bring added value and benefits to Membership by opening up access to students and student unions. By working together with key partners such as the NUS, we will ensure that the vision of the EAUC to bring staff and students together will result in greater achievements for the sector. Together, EAUC Members are stronger, and likewise, staff and students are stronger together too.

2013 saw a radical review of our sustainability policy. With the valued help of our Members we believe we have an inspiring policy to lead the EAUC and hopefully motivate the sector and wider to challenge the way ahead. We are proud to report on our own sustainability for the second year and achieving less than 1% of waste to landfill is testament to our dedicated staff. We thank all those Members that helped to shape our policy.

The EAUC staff have continued to be true to our values by delivering some fantastic new projects and innovations. You'll see the highlights of these in this report. Our continuing support for staff in the sector is shown by the numerous resources and good practice being shared across the whole sector on the Sustainability Exchange, along with our valued partners. We would like to say a warm welcome to our new supporters, SITA UK and Tusker, who join our committed supporters, Interface and Schneider Electric. The Sustainability Exchange provides a valuable platform to bring together our Company and Educational Members and we have seen some inspiring examples of this in 2013.

Through our partnerships with other organisations and sector bodies, such as the Association of University Director of Estates (AUDE) and Association of Colleges (AoC), we ensure that our Members' voice and impact is felt and we continue to push the boundaries of sustainability. An example of this is our Member-wide consultation on the HEFCE Sustainable Development Framework where we continue to ensure it is fitting for our Members.

With our increased international profile, we are proud to be leading the inspiring collaboration of agencies since the 2012 United Nations Conference on Sustainable Development Rio+20 (UNSD) and the resulting launch at the Houses of Parliament for the Manifesto for dialogue, collaboration and action. We are calling for Governments, the education sector, NGOs and civil society in the UK to work more closely to strengthen the role of education as an enabler of sustainable development. We are also looking forward to deepening our relationship with the United Nations Environment Programme (UNEP) and I look forward to keeping Members informed of the benefits of this in the coming year.

I would like to thank those inspiring Members who were the founding representatives on the Member Advisory Council (MAC) and welcome the new cohort. The Board values the MAC to ensure the Members' voice is heard by the Trustees and that your needs are at the heart of what we do. Members can be proud to be a part of such a bold, confident and innovative Association.

I am proud to be Chair of the EAUC, supported by a committed group of Trustees and passionate staff. It has certainly been an exciting year and we look forward to the challenges ahead for us to ensure sustainability is the leading force to drive the future of our Members and the sector.

Robert Bellfield, Chair of Trustees, Principal, Craven College



Our vision

A tertiary education sector where the principles and values of environmental, economic and social sustainability are embedded

Our mission

The EAUC will lead, inspire and support Members and stakeholders with a shared vision, knowledge and the tools they need to embed sustainability and facilitate whole institution change through the involvement of everyone in the institution

Chief Executive's message



“2013 took Member engagement and leadership to a whole new level”

2013 was a mixed bag of a year! A new era of staff-student engagement and energy offers some of us a powerful fresh opportunity for change. Yet for many EAUC Members student interest is less apparent and colleagues are having to fight their sustainability corner simply to stand still. Compounding this, environmental regulation is weakening, carbon reduction targets are less clear as is the political will for pro-sustainability policy development.

Stepping into this policy vacuum and positioning itself on the front line is the EAUC. The Association is now the critical interface representing, linking and empowering university and college professional staff with the passion, drive and power of their students. By bringing students and student unions together with the sustainability staff we are changing the dynamics of Membership – not only by increasing the value of Membership itself but by strengthening power to build a new alliance and more than doubling the momentum to bring the change we need.

Challenging times call for a new level of leadership from your Association so 2013 saw us building new cross sector alliances with the formation of the Rio+20 Manifesto - Implementing The Future We Want and the English Learning Sustainability Alliance (ELSA). It is still early days for these alliances, but we are committed to increasing sector collaboration and policy development leadership. Similarly, our Members' voice has significantly influenced many UK wide consultations: the HESA Estates Management Report, Scotland Carbon Reporting Template and the ongoing Green League review to name a few.

In terms of Member-value, while 2013 only saw a small increase in Members, I was encouraged to see 1600 Members learning and sharing good practice through EAUC events and our popular new exchange webinar programme.

Online resources are growing fast with over 160 sustainability case studies and videos from recent Green Gown Award finalists who are sharing good practice across the sector. In 2014, I look forward to launching an advanced programme of support for our more experienced Members.

And I am delighted to say that our commitment to supporting Members moves up yet another gear when in 2014 we launch a re-engineered LiFE tool as a free resource to our Members. We are sure that this powerful tool will encourage and inspire Members to better measure, manage and improve their environmental and social performance across their whole university or college. We thank the current LiFE participants and the Member Advisory Council (MAC) for their valued input into improving LiFE and ensuring it meets Members' needs.

Your EAUC staff team is a small one but it has worked incredibly hard to launch our 'Member Journey' programme of enhanced Member contact to ensure you get the value your Membership brings and I am proud that in a recent staff survey 100% of them feel they are treated fairly, honestly and openly which reflects our values as an organisation.

But it is you, our Members, that are the reason we exist and we look forward to the year ahead creating a new generation of staff and student action, building new alliances across the sector and inspiring pro-sustainability policy and leadership.

We are unique

The EAUC is the only independent not-for-profit Member-led body of our kind in the UK and exists to support Members in delivering improved environmental, social and economic performance

Iain Patton, EAUC CEO

EAUC's role

Leading sustainability in tertiary education

University and college stakeholders increasingly expect institutions to meet new standards of social, financial and environmental performance. Students, regulators, and other powerful stakeholders are connecting your academic and financial performance with your social and environmental impacts. The global imperatives behind sustainability today have very real implications in terms of how you account for and run your institution. More than at any other time, our sector needs to be at the strategic table, playing a central and convening role, increasing and demonstrating the value we bring to society and fostering world-class standards of practice.

The EAUC is a strong alliance of universities and colleges, sector bodies and commercial organisations, working together in the UK and internationally. With the number of Member contacts using our services and information increasing each year, we are the recognised hub of sustainability good practice in the tertiary education sector.

EAUC Membership is critical to show your institution's commitment to embedding sustainability wherever you may be on your journey. We know it's not easy, but together we face a stronger future and we're with you every step of the way. The EAUC has evolved beyond recognition since its beginnings 18 years ago, and today we are building our capacity to meet our Members' more challenging needs.

“The Association of Colleges welcomes the EAUC's partnership approach to supporting the learning and skills sector. The EAUC provide a crucial role in ensuring sustainability is recognised at the highest level in institutions and provide the tools and resources to support them to achieve this.”

Ian Munro, Association of Colleges

We've framed this report to our Trustees, Members and stakeholders and accompanying infographic around our 2013 overarching strategic aims:

Member value

That the entire sector in the UK are Members of the EAUC, with Membership benefits and influence felt throughout each institution.

Member impact

That Members and sector stakeholders are empowered to embed sustainability into strategic, curriculum and operational decision making.

Member innovation

That the EAUC remains forward thinking, pro-active and can influence current thinking in sustainable development and how it relates to the sector.

Member voice

That the EAUC creates strong, meaningful, external linkage and partnerships covering all aspects of sustainability of benefit to the sector.

Member transparency

That the EAUC runs a financially, socially and environmentally sustainable business supporting the sector for long term benefit.

View the 2013-2017 Strategic Framework at
www.eauc.org.uk/strategic_framework_2013-2017

Member value

We are confident that if all tertiary educational institutions are actively engaged in EAUC Membership, we will make sustainability a key principle in decision making. We do this by delivering vital information, a vibrant network, cutting edge events and services to the staff and students in these institutions to inspire and lead them to drive the principles of sustainability from within.

Educational Membership

The EAUC supports the tertiary sector to shape its future and to realise its role in helping people acquire and develop the knowledge, skills and capabilities for living and working for a sustainable future.

Strength in numbers

Tier A.....	72
Tier B.....	31
Tier C.....	41
Tier D.....	80
Total Educational Members at 31 December 2013.....	224
Total Educational contacts.....	3,691

It is our Members that give us our strength and uniqueness. EAUC Membership gives you the platform, a community and a network of support. We've been working hard in 2013 to deliver you new and innovative Member benefits which can help you to build your case for change and bring you efficiencies. Our overall Membership numbers have risen by 4 since 2012 (taking into account non-renewals and new Members), which shows excellent retention of our Members. Take a look at our new impact report infographic for more on our strength in numbers.

Member highlights

New service: student access to Membership

More than 80% of students surveyed in the 2013 HEA/NUS report believe sustainable development should be actively promoted and incorporated by UK universities, a belief which increases as they progress through their studies. To help you engage more fully with your students on this issue, the EAUC responded by opening its Membership to allow

students and student union staff access to the services and benefits currently used by staff. This brings added value to Membership as now more contacts within your institution can access the services.

"It is great to see the EAUC proactively reaching out to students and student unions through their Conference and Membership. With students now at the heart of the educational system, the student voice is playing an increasingly important role in sustainability efforts across the country. The EAUC is playing a key role in helping promote and celebrate student-led sustainability."

Dom Anderson, Vice President (Society and Citizenship), NUS

To help you to take advantage of this fantastic extension of Membership, we added new tools to the Member pack to help you instantly spread the word in your institution. Find out more at www.eauc.org.uk/member_pack.

New service: two year Membership – save 10%

We have a very loyal Membership and we wanted to reward your commitment and support. So, in 2013, we launched a 2 year Membership. The 2 year option rewards you with 10% off the combined fee offering you a significant saving! We're delighted that in 2013, 7 Members chose to pay upfront for two years to make this saving.

You'll receive a prompt about this in your renewal reminders but to find out more and to opt in ready for your next renewal contact finance@eauc.org.uk.

Definitions

'Members' are educational institutions and 'contacts' are the staff and students within them engaged in Membership. In October 2013, we launched student and student union staff access so now 'contacts' are everyone within an institution! View our full list of Educational Members at www.eauc.org.uk/our_members

Staying up to date

We keep up to date on what our Members need and expect from Membership in our Member Survey. This is a vital opportunity for our Members to give us feedback on their Membership – the 2013 survey was launched in the summer. See page 9 for more information

Future developments

LiFE is currently being reviewed and access to the site and self-assessment tool will be free to EAUC Members in 2014

40% of the tertiary education sector are Members – our target was 39%

81% RENEWING 12 NEW 7 2 YEAR MEMBERS



Member value

EAUC groups

Networking through efficient, active groups is a vital service for EAUC Members. In the 2013 Member survey (see page 9), you highlighted this as the second most important service offered within EAUC Membership so we'll be working to develop this even further in 2014 and beyond.

New networks

Our Fair Trade Community of Practice launched in June 2013 following a question at the 2013 Annual General Meeting. Increasing numbers of educational institutions are gaining Fairtrade status, a Fairtrade Foundation accreditation. Institutions are making commitments to buying and selling fair trade goods, setting up steering groups, and raising awareness on trade justice issues among staff and students. This group intends to facilitate sharing of ideas, experience and best practice related to fair trade in universities and colleges in the UK.

During 2013, the group undertook a survey to discover what stage Members were at in embedding fair trade in their institutions. The results provided a really interesting snapshot of how the issues surrounding fair trade are addressed in tertiary education and the current challenges faced in building internal engagement. The group intend to use this insight to drive 2014 activity, including a full campaign for Fairtrade Fortnight.

Update from Scotland Branch

The Scotland team has worked closely with the Office Bearers (OB) and meet quarterly with the Forum to understand and support the changes across the Scottish sector that have occurred over the past year. College regionalisation has been the biggest impact to the further education sector over the past year and universities, in particular, have seen increasing pressure

for carbon reductions in a growing economy. Collaborative working has been vital to ensure support and guidance is up date for knowledge exchange.

EAUC-Scotland has also been working with the OB Group to secure future funding of its activity post March 2014. A proposal was submitted to the Scottish Funding Council (SFC) for future support of the Universities and Colleges Climate Commitment for Scotland and wider added-value Scotland activity of the UK EAUC programme. We are delighted that we have been awarded £400,000 so we can continue our pioneering work in Scotland for a further 3 years.

Further details about the branch can be found at www.eauc.org.uk/scotland and you can view further information on activity in Scotland at www.eauc.org.uk/ucccfcs.

Update from Wales Branch

The group continues to hold themed meetings with a strong presence from both higher and further education in Wales. During the last year, the group has developed a directory of expertise for tertiary education in Wales. It is delighted to have increased our group attendance to include members from Cynnal Cymru and the NUS in Wales.

Alongside our usual discussion on best practice and sharing of ideas we have focused on the debate around the up and coming 'Future generations' Bill and the planned 'National conversations'. The group will continue to encourage Members to sign the Sustainable Development Charter. Over the last year we have welcomed Academic staff from institutions hosting each meeting and have had some excellent speakers.

Further details can be found at www.eauc.org.uk/wales.

Join a group!

Our Fair Trade Community of Practice ran its own Fairtrade Fortnight campaign in February 2014

In early 2014, we launched a Self-Leadership Community of Practice

Any EAUC Member can join an EAUC group – these are Communities of Practice, Regional groups and Topic Support Networks. View all of our networking opportunities www.eauc.org.uk/member_zone

Member success

Simon Kemp, Principal Teaching Fellow in Engineering and the Environment at the University of Southampton won a Times Higher Education Award in 2013 for 'Most innovative teacher of the year'. His imaginative approach to teaching, particularly by putting students in high-pressure, real-life business situations, hugely impressed the judges. Simon has convened the Sustainability in Higher Education Developers (SHED) Group and was a major contributor to Annual Conference sessions in 2013 making him a highly valuable and well respected Member

3,398
participants in our
21 community groups

Member value

New resources

Capturing and disseminating good practice and ideas was ranked the most valuable service in the 2013 Member survey (see page 9) so we'll be working to develop this further in 2014 and beyond. This has and always will be one of the unique roles we play in ensuring our Members' knowledge is current, keeping them at the top of their game.

A key focus of the Green Gown Awards is dissemination of good practice. In 2013, we shared 74 videos and case studies with the sector to encourage replication – see page 12 for more information.

We do this in many ways but here are a few highlights from 2013:

EAUC briefing paper for AUDE sustainability group

A vital part of EAUC work is developing and maintaining strong, collaborative relationships with other sector organisations for the benefit of our Members. One of the key relationships we have is with the Association of University Directors of Estates (AUDE).

In 2013, as part of this relationship, we developed a briefing paper which is submitted quarterly to the AUDE sustainability group, ensuring the voice of the EAUC and its Members are heard at this strategic level. It provides an update on current and future strategic developments taking place within the sector relating to sustainability and estates. This is crucial to maintain a clear, open dialogue to scope opportunities for collaboration. [Download the briefing paper](#)

New Insight Guides

One of the ways we capture and disseminate good practice for our Members is through the creation of Insight Guides. These guides are created by the EAUC exclusively for Members and delve deeper into a number of key sustainability topics.

- What's the current picture of engagement with fair trade in tertiary education? [Download the Insight Guide](#)
- Recycling schemes for retired or redundant ICT equipment. [Download the Insight Guide](#)

Legal Spotlight

Due to popular demand we resumed our quarterly Legal Spotlights with a new partner: Revise Sustainability Ltd. With new Acts of Parliament, changing regulations and updates to guidelines, it is hard for anyone to keep track but knowing how to comply is a must. We shared four Spotlights in 2013 with a whole range of updates that were vital for Members. [View all Legal Spotlights](#)

Annual Conference

With over 370 delegates and a record number of students attending, the 2013 EAUC Annual Conference was a real success. We thank our delegates for being a part of the three days and for their contributions - big or small - which go a long way to improving the sharing and learning from each other on our sustainability paths.

The delegate evaluations demonstrate the success of the Conference:

- 96% thought that we were successful fully or in part to making this event as sustainable as possible
- 94% strongly agreed/agreed that they valued having menus that were all accredited with the Gold standard by Food for Life (Soil Association)
- Our Conference still manages to reach new professionals in the sector with 55% of delegates never having attended before
- 90% said their overall Conference experience was 'excellent'/'good'
- Two of our top delegate rated sessions (Green Gown Award Finalist Eat your campus 100% 'excellent'/'good' and Green Gown Award Highly Commended Interactive Biodiversity Index 97% 'excellent'/'good') were then delivered by the EAUC as 'exchange' webinars so even more Members could access the good practice. View the recorded webinars and more on our [YouTube channel](#).

Our greenest Conference ever!

For the first time ever and with all due thanks to our partners - Greenstone Carbon Management and SITA UK - we are proud to be able to report on the carbon footprint of the 2013 EAUC Annual Conference! We are very encouraged by the results and believe it reads extremely positively. Whilst there is always room for improvement, these findings are encouraging and help us to focus on any areas where improvements can be made for future planning and execution of events.

One of the facts we're delighted with is that the total recycled waste generated by the Conference was considerably less than the average amount of recyclable waste for a similar size conference, which is 1,500kg according to SITA UK. We only generated 32.5kg! Read more on page 17 within Member Transparency.

Member SUCCESS

In 2013, Loughborough University's Eat your campus project went on to win the Guardian University Award – which EAUC is part of the judging panel - for 'sustainability project' and the University of Northampton's Interactive Biodiversity Index was runner up! Both are longstanding EAUC Members

Book now!

Our Annual Conference has reached its 18th year in 2014! Book your place at www.eauc.org.uk/annual_conference

Member value

Events and CPD

In 2013, we carried out a full programme of face to face training events and online webinars to cater for our Members' CPD and training needs.

40 bespoke events
supporting personal
development
20 face to face and
20 webinars

2013 also saw the final two cohorts of the hugely success Leaders of the Future programme in partnership with LSIS (see page 12 for more on how we will continue to support the Learning and Skills sector).

We ran an IEMA approved EMS Auditing course following contact from a Member that they were looking for this type of training. Once we started advertising it we found that lots of Members were interested which resulted in running two courses simultaneously in two UK locations.

Do you have a specific training need?

We can help! When we receive strong Member interest, we can organise and run events on-demand. We can also arrange for sustainability training to take place in your own institution for your staff and students. Contact Emma-Louise on easton@eauc.org.uk to find out more.

Following the success of our short 'exchange' webinars and the need for CPD in more advanced topics, 2014 has seen the launch of 'EAUC webinars' – these are more detailed with clear learning outcomes, expert speakers and will allow for more advanced topics. Find out more at www.eauc.org.uk/eauc_events_and_webinars

A recent webinar delegate expressed:
"EAUC's events, advice and services (including the Sustainability Exchange) are invaluable resources to support the improvement of sustainability performance in the sector."

2 EAUC webinars and 4 'exchanges' have already taken place in 2014 and many more in the pipeline!

Member survey

2013 saw the launch of our Member survey (the last survey was in 2011) and it was a crucial one against a backdrop of immense change for the sector, for the EAUC and its Members.

The survey highlighted many areas of focus for us for the rest of 2013 and 2014. Many of these are highlighted throughout this report. [View the summary report.](#)

CEO thoughts

"It is critical to the health and vitality of the EAUC that we know and hear what our Members are saying. We have a diverse Membership and it continues to grow and diversify further."

"The EAUC has worked hard to introduce sustainability to your colleagues across the institution and the growth of Member contacts in each university and college reflects this. However, what is clear from the survey is that we need to work harder to ensure the lead sustainability professionals are getting the support they particularly need."

"The results of our Member survey are important and provide a critical feedback and realignment mechanism to the EAUC. I am grateful and in debt to you for completing the survey. Thank you." Iain Patton, EAUC CEO

Our next Member survey will take place in 2015 but we'll be asking for your feedback soon on CPD and the Annual Conference.

Survey highlights:

40%

agreed that you were engaged with the EAUC and our work – we hope our new Member Journey contact strategy will help improve this

'Capturing and disseminating good practice/ideas' and 'providing networking opportunities' - most valuable aspects of Membership

91%

agreed that we have raised sustainability awareness in their institution

79%

agree that we raise the profile of sustainability in the sector

83%

say it would be valuable to have their leaders linked to Membership

Member value

Company Membership

A guiding strategic principle for the EAUC in its Company Membership strategy is to integrate thought leadership between companies, the EAUC and Educational Members to develop strategies and tactics to deal with sustainability problems and develop solutions for the future. Being a charity, any income generated from arrangements with organisations will go towards meeting our objectives and improving Member services.

As a charity we have to diversify our income sources, yet all our income sources have to meet our mission and objectives and therefore we only enter into arrangements with companies/organisations that benefit the sector and the sustainability agenda. The value that the EAUC provides to companies through such relationships can provide funding for the EAUC to benefit both Educational and Company Members.

Strength in numbers

Bronze.....	17
Silver.....	18
Gold.....	8
Platinum.....	4
Total Company Members at 31 December 2013.....	47
Total Company Member contacts.....	318

You can view our full list of Company Members at www.eauc.org.uk/associate_members

Focus on Platinum Supporters

Following the launch of the Sustainability Exchange in September 2012, we launched 'Platinum Sponsorship' for those companies who are well down their path on their sustainability journey and comprehend what sustainability means itself and in business terms. In addition to the many benefits of Gold Company Membership, Platinum also supports the sharing of insight and good practice from Members through the Sustainability Exchange. It is encouraging to see this new level continuing to grow in 2013:

- Interface and Schneider Electric demonstrated their support initially and by developing the proposition successfully, they both renewed at this level in 2013
- We are also pleased to announce that two new Company Members, Tusker and SITA UK, have joined us at the Platinum level

Interface® Schneider
Electric

Tusker.



We've also seen the number of Gold Company Members increase in 2013 (from 3 to 8), again showing the commitment these companies have for the EAUC and the tertiary education sector. Commitment at Platinum and Gold level allows the EAUC to work more cohesively with the companies to share the value and insight they offer to our Educational Members.

"Tusker are delighted to expand their support of the EAUC and development of sustainability within the tertiary sector by becoming Platinum Company Members of the EAUC. This mutually beneficial partnership will allow both the EAUC and Tusker to move sustainability development onto a new plain for the benefit of EAUC Educational Members and their students, and as a result the environment".

Phil Arnold, Senior Business Development Manager, Tusker

Highlights from 2013

The evolution of webinars have provided a key tool for maximising the sharing of good practice and knowledge between our Company and Educational Members. By providing institutional case studies and lessons learnt we can provide the link between sharing from within and outside of the sector for the benefit of all.

The EAUC Annual Conference again proved a huge success for the companies who sponsored and exhibited in 2013. All companies reported leads were generated and the manner they were handled by the EAUC team was the best they had come across in conferences they had attended.

Here are some highlights of what the 2013 exhibitors thought of the Conference:

- **100%** stated that their expectations were met (fully or in part)
- **96%** of companies rated the exhibition as 'excellent' or 'good'
- "The EAUC Conference offered us an unmatched opportunity to network with relevant decision makers in a setting where people don't feel they are being pressured."

New Member offers!

In early 2014, we launched two affordable low emission travel schemes: **Salary Sacrifice Cars and Salary Sacrifice Cycles.** We have negotiated special rates / offers on these schemes with two EAUC Company Members: **Tusker (Platinum sponsor of the Travel and Transport framework on the Sustainability Exchange) and Cycle-Solutions (Silver Company Members).** Find out more at www.eauc.org.uk/member_only_offers

2014 and beyond

A key priority will be increasing the awareness of Company Member 'special offers' where they have offered discounted rates or added benefits for our Educational Members

To ensure income diversity for the future of the EAUC, in 2013 the Board has commissioned a project to look into new funding streams and this will be continued into 2014

We aim to have highly successful and fruitful relationships with the companies that we work with. As a result, this achieves not just our goals and those of our Educational Members, but our Company Members' goals as well – a win, win, win relationship

Member impact

The value we bring to our Members and the sector is the collective voice we have and the greater impact this brings. With the power of our Members we have a strong impact on consultations, lobbying and the bringing together of organisations with the same aims.

Consultations

By being part of the EAUC, our Members are showing that they are taking sustainability and the future of their students seriously. We represent them – shaping the future legislation and the sector. Individual institutions can find it hard and time consuming to lobby the Government. Being a Member of the EAUC means you can rest easy as we do this on your behalf, saving you time and ensuring the issues that are relevant to your institution are being raised at the correct levels.

By being part of the EAUC you have a direct voice to the sector and Government – regionally, nationally and internationally. We will continue to respond to consultations that are important to our Members.

Focus on HEFCE Sustainable Development Framework

In late 2013, HEFCE launched a consultation aiming to encourage dialogue within the higher education sector on what more can be done to promote sustainable development. As this is such a crucial issue for the sector, the EAUC led an approach to represent and provide a voice for its Members to ensure we can take advantage of this opportunity to create a long lasting strategy and framework for everyone to aspire to.

In December 2013, we ran a pre-consultation webinar for Members to help us start to shape our thinking on the Framework and in early 2014 we worked closely with our Members to respond to this and will continue working with HEFCE as they develop the Framework further.

We have also responded on our Members' behalf to the following consultations in 2013:

- Scottish Climate Change Adaptation Programme
- Proposed repeal by DEFRA of construction SWMPs regulations
- HEFCE UK Performance Indicators (UKPIs) for higher education (HE) review - Measuring Higher Education
- Wales Sustainable Development Bill working in conjunction with our Wales Branch

Our responses to consultations can be viewed at www.eauc.org.uk/consultations and are for the benefit of the sector and the public.

Rio+20 - Giving EAUC Members a powerful international voice

The EAUC continued our work as secretariat to bring together over 50 organisations to engage in dialogue in response to a stimulus paper (The UK Future of Education for Sustainable Development – eight responsibilities for education) around educational priorities within 'The Future We Want'. The Tertiary Education Collaboration for Sustainability joined together to develop a mechanism for the worldwide tertiary education community to collectively inform the delegates of the 2012 United Nations Conference on Sustainable Development Rio+20 (UNCSD).

The resulting document called '[A Manifesto for dialogue, collaboration and action Post Rio+20](#)' is the result of a UK-wide consultation with NGOs, Government funded agencies, Government Departments, politicians and formal and informal education sectors. The consultation took place from November 2012 to May 2013 in response to the Rio+20 outcome document 'The Future We Want'.

The Manifesto calls on Governments, education sectors, NGOs and civil society in the United Kingdom to work more closely together to strengthen the role of education as an enabler of Sustainable Development. Further, it calls for supporting mechanisms that governments and civil society should put in place to enable and strengthen UK delivery of the educational commitments agreed in The Future We Want.

Launching the Manifesto at the House of Commons

The EAUC brought together organisations and the Government following the strong educational commitments resulting from Rio+20. The EAUC facilitated the Manifesto launch at the Houses of Parliament on Tuesday 17 December 2013 at a lively event, hosted by Environmental Audit Select Committee chair Joan Walley MP.

Guests at the launch included Shadow Schools Minister Kevin Brennan MP and over 80 people from all aspects of education, including tertiary education bodies, environmental charities, business people, teachers, lots of school pupils and older students.

You can view further details on our Rio+20 work at www.eauc.org.uk/giving_eauc_members_a_powerful_international_voice.

Organisations represented at the Manifesto launch event include:

Association of Colleges, Black Environment Network, CADISPA Network, HEFCW, Copernicus Alliance of Universities for Sustainability, Department for Education, Department of Food and Rural Affairs, Earth Charter UK, Education Dialogue Group, Environmental Association for Universities and Colleges, Environmental Audit Committee, Eradicating Ecocide, Global Responsible Leadership Initiative, Green Party, Higher Education Academy, Learning and Skills Improvement Service, London South Bank University, National Union of Students, Natural History Museum, OFSTED, Policy Studies Institute, SGI-UK, South West Learning for Sustainability Coalition, Sustainability and Environmental Education, Transition Network, Universities UK, University & College Union, University of Westminster

Member impact

Continuing support for the Learning and Skills sector

Following the closure of the Learning and Skills Improvement Service (LSIS) in 2013, we have been working hard with our strategic partners such as the Association of Colleges (AoC) to ensure the learning and skills sector continue to be supported and resources are available to all.

In 2014 we plan to launch a regular EAUC-led sustainability briefing document to both EAUC and AoC contacts. This will see collaboration between the two bodies to update our Members on current and future activities taking place within the learning and skills sector.

Green Gown Awards

Now in their 9th year, the Green Gown Awards were founded in 2004 by the Higher Education Environmental Performance Improvement (HEEPI) project and have grown in reputation and stature year on year. The Awards are delivered by the EAUC and are governed by a cross sector steering group. They are firmly established as the most prestigious recognition of sustainability excellence in the tertiary education sector.

"The Green Gown Awards are a celebration of significant green achievements in universities and colleges. These improve the student experience and save money as well as benefiting the environment. The Awards mean that staff and students can learn and benefit from what others have achieved." Steve Egan, Deputy Chief Executive, HEFCE

The 2013 Green Gown Awards attracted 216 applications from across the tertiary education sector – an increase of 25% on 2012. The value tertiary education generates is huge and the Awards make a critical contribution to ensuring that value is better recognised.

The Ceremony saw over 325 sustainability leaders on the edge of their seats at the world's oldest surviving railway turning shed at Derby Roundhouse where the BBC's and EAUC Member Plymouth University's Professor Iain Stewart announced the winners. We were pleased to work with EAUC Member Derby College students who created beautiful sustainable table decorations as well as setting the standard high with a Gold Food for Life Accredited menu.

2013 also saw our first individual Sustainability Champion Award which recognises those who work hard to make a positive impact on their peers, institution, students, local community and workforce. The 2013 Sustainability Champion was awarded to Maria Gilling, Principal at Walsall Adult and Community

College.

The strength of the Awards comes from the strong cross sector agency support – from the Steering Group to the judges to the sponsors and supporters. This demonstrates the recognition of the Awards and the alliance building role it brings across the sector. It is positive to see more organisations helping to promote and disseminate the good practice and successes demonstrated through their support. This funding is essential to be able to continue to develop the Awards as it is the pillar for awarding sustainability excellence in the sector.

A main objective of the Awards is to promote good practice. The EAUC is again at the centre of this deliverable and is supported by HEFCE. We have now shared over 160 case studies and videos for the whole sector to benefit.

[Visit the suite of sustainability excellence on the Sustainability Exchange](#)

We also feature many of the finalists at the Annual Conference every year and will be running webinars throughout 2014 to present these initiatives in a more interactive way.

New categories are being developed for 2014 to reflect the current initiatives in the sector and following feedback from the judges, participants and the steering group – these include Enterprise and Food and Drink.

International Awards

We are busy working with sector bodies across the world to further develop the International Green Gown Awards and we will be working with our partners in France - Campus Responsables – to deliver the Awards. We are also partnering with the United Nations Environment Programme (UNEP) to work together to expand the Awards to other territories across the world which will benefit the sector.



100% of 2013 ceremony attendees rated it as important to hold an Awards Ceremony

Over 160 Green Gown Award good practice resources shared with the sector

The Awards are open to all tertiary education institutions and are free to enter

Get your applications ready! 2014 Awards open on 1 May 2014

2014 sees the Awards celebrating a big birthday: 10 years of awarding sustainability excellence 2004-2014

Member innovation

As individuals and institutions, we are powerful. But put this passion, innovation, experience and expertise together and you have a vibrant network of drivers for change. The EAUC unifies us to drive this change where it is most needed.

Learning in Future Environments (LiFE)

LiFE is a comprehensive performance improvement system developed specifically to help colleges and universities to manage, measure, improve and promote their social responsibility and sustainability performance. LiFE is delivered by the EAUC.

Whilst we received a lot of interest in LiFE and had 24 institutions participated over a two year period, we were disappointed with this and sought feedback from the sector on this during 2013.

The feedback was that the approach and Framework model was very useful for driving sustainability improvements – this is demonstrated by the two Accreditations that took place in 2013. However, the interface was deemed to be time consuming and 'clunky'. With commitment from the sector in terms of the need for LiFE, we have been reviewing the way it works by improving the website and introducing a simple to use self-assessment tool.

We have also made the decision to make LiFE available free to EAUC Members as an additional and very significant benefit of Membership. This demonstrates our commitment to continually offering value and sustainability performance tools to help our Members progress.

In addition, users will be able to start with just one element of the LiFE system (one Priority Area) and progress incrementally providing Members a more step by step approach. We have sought feedback from the current participants of LiFE which has been very positive and are also working with the Member Advisory Council (MAC) to help us refine it further.

We expect to be re-launching LiFE in 2014.

Sustainability Exchange

The Sustainability Exchange is the UK's first centralised information portal and online community for the sector, sharing a wealth of information, experience and resources that are available freely to everyone.

With over a year under our belt, the Sustainability Exchange is going from strength to strength seeing the number of users accessing the sector's sustainability knowledge increasing daily. It is the recognised home for sustainability resources for tertiary education.

Initially funded by HEFCE, we sought forward-thinking partners from England's top sustainable development and higher education bodies to freely share their resources. Following the end of the funded period, the EAUC is seeking partners from further education and other UK countries to make the Sustainability Exchange fully national and embracing all tertiary education bodies.

Highlights from launch

- Total number of visits over 17,000
- Over 1,000 resources and growing
- Total number of page views 81,000
- 24 exchanges webinars (since launch)
- Global visitors – visitors from 100 countries

The Sustainability Exchange's strength is in our 24 Founding Partners who share their resources for the benefit of the sector. Add to this the constant resources being added by EAUC Members, which results in a vital resource. As the original scope for the Sustainability Exchange was for English Higher Education, our ambition is to widen the scope to ensure the whole of the UK and the Learning and Skills sector are included. We will be working closely with our Scotland and Wales Branches to encourage further engagement and greater resources for Members.

Visit: www.sustainabilityexchange.ac.uk

Member success

EAUC Members dominated the 2013 Green League showing they are proactively using Membership to inform and support their work, as well as engaging with our vast community to inspire the sector to continually strive to achieve more collectively. Topping the 2013 table was Manchester Metropolitan University (MMU). As the 2012 Green Gown Award winner for Continuous Improvement, this is a powerful journey, full of passion and pride - a deserving winner. It's a tale of carbon reduction, behavioural change and investment in environmental improvements

160+ resources

Following the Green Gown Awards 2013, we developed a permanent home for all Awards videos and case studies. Here you will access Awards excellence from 2011, 2012 and 2013 by category. You will also find links to Green Gown Awards Australasia excellence and the International Awards

A new platform

2014 sees us redevelop the Sustainability Exchange on a new platform which will offer enhanced search tools to ensure you find the resource you want... and more!

Over 1,000

resources on the Sustainability Exchange and growing - guides, reports, case studies, insight guides, tool, videos and more

Member innovation

University and College Climate Commitment for Scotland (UCCCfS)

The Universities and Colleges Climate Commitment for Scotland (UCCCfS) initiative is the largest EAUC programme in Scotland. Through engagement with Scottish universities and colleges, all institutions have made a commitment to address the challenges of climate change and reduce their carbon footprints within their campus. Embedding sustainability into learning and teaching is also supported through the UCCCfS.

During 2013, we launched our 2 page reporting template to gather evidence on progress made by Scottish institutions against their Climate Change Action Plans (CCAP) as a part of the UCCCfS. This was a beta-testing year for the template and valuable feedback has been received, from the sector and support agencies, to help refine the template for future use. It has been the first time we have been able to gather consistent information for a sector analysis report for the Scottish Funding Council (SFC). The information provided is included into the SFC's Public Bodies Duties Report to the Scottish Government on carbon reduction efforts against the Climate Change (Scotland) Act 2009.

Following a regionalisation of the college sector in 2012/13, we have seen mass changes in staff and structures within the colleges. Originally 43, there are now only 26 colleges in Scotland. Due to the large scale changes, a support programme is being designed to assist with challenges and to re-engage colleges with the UCCCfS through the creation of new CCAPs.

One of the underlying principles of the EAUC's success in Scotland is our ongoing commitment to effective relationship management, widening the scope of activity and our sphere of influence and broadening support networks for our Members. See page 15 for more information on our work with partners.

College ESD project

This project, which is also funded by the SFC, has now run for a year and has directly engaged with colleges across Scotland to encourage ways to embed sustainability into the curriculum, deliver events and provide guidance to the sector. This project is due to end in June 2014 and a full report will be available to Members.

2014 and the future

With the current funding from the Scottish Funding Council (SFC) due to end in March 2014, EAUC-Scotland has been working to secure future funding for the continuation of the Scotland office and activity over the past year. We are delighted that the SFC has confirmed they will support EAUC-Scotland 'added-value' activity by providing funding for a 3 year period.

A continuation of the core offerings to the Scottish sector will continue such as training and events, Topic Support Networks (TSNs) and bespoke support and guidance to practitioners and senior management teams. We are also expanding into new areas of engagement through the development of a leadership programme and working with careers advisors.

"The Scottish Funding Council are proud to support the pioneering work that EAUC deliver and the effect that has had in reducing carbon in Scottish universities and colleges. The EAUC are putting sustainability at the heart of the sector ensuring we have effective institutions and engaged students." Jenny Jamieson, Scottish Funding Council

Learn more at www.eauc.org.uk/ucccfs



**Universities and Colleges
Climate Commitment for Scotland**

Our largest programme in Scotland



Reporting template gathered evidence on progress made against Climate Change Action Plans (CCAP)

430 people in the UCCCfS network, supported by 2 funded staff positions

8 topic support networks

Member voice

We unite the sector under one powerful and meaningful voice to ensure sustainability is high on the sector's agenda. We work closely with other sector agencies and organisations to ensure we all work collaboratively and share good practice. We represent our Members' voice on a variety of groups, both nationally and internationally.

Representations

The EAUC and its Members are represented on a variety of groups within the sector. Here's how we represented Members in 2013:

Association of University Directors of Estates (AUDE)

Role: directing AUDE sustainability, research and activity

We work closely with AUDE to ensure good practice between our Associations is shared for the benefit of Members. We provide updates on latest legislation and sustainable activities within the sector to AUDE Members as well as sitting on the AUDE Sustainability Advisory Group. AUDE are strong supporters of the Green Gown Awards and we work closely to promote the good practice from the Awards across both Associations.

English Learning Sustainability Alliance (ELSA)

Role: to bring together representatives of England's key stakeholder groups with interests in learning and sustainability to inform national debates and influence policy and practice

The EAUC is a member of ELSA and provides a secretariat role. The group is diverse and are united by a common vision. In 2013 ELSA has provided responses to the Environmental Audit Committee review of sustainability, the review of the Higher Education Academy and sustainability in BIS.

Higher Education Academy (HEA) Sustainable Development Advisory Group

Role: to support HEA embed sustainable development more widely through itself and its subject centres

This is a critical group for the EAUC as sustainability is carving its way into the core of education. The group has been instrumental in directing the pioneering Green Academy programme, a Think Tank for Green Skills and important input to the research and teaching elements of LiFE and the QAA Quality Code for Higher Education and ESD Guidance.

Higher Education Estates Associations Forum (HEEAF)

Facilitated by AUDE, includes EAUC, AUE, USHA, CUBO, AUPO, AUCSO, ASRA and BACHE

We are an active member of the Forum which has been working closely to share good practice and initiatives between the sector associations. The Forum is currently looking into opportunities to

If the EAUC did not exist, you would not have a voice at these tables – to be included at this level shows the respect our sector holds for the EAUC and our Members.

share services and improve efficiencies for each association and this will continue throughout 2014.

Learning for Sustainability (Lfs) Scotland

Role: to deliver ESD encouraging information exchange and collaboration

In December 2012, it was announced the application to the United Nations University for a Regional Centre of Expertise (RCE) for Scotland was successful. It is now called Learning for Sustainability Scotland and an official launch event and ministerial reception was held on 19 November 2013. The total number of RCEs in the global network up to 127, of which Scotland is now a member. The UN University 'Ubuntu Peers Group' met in Japan and approved the application unconditionally. EAUC-Scotland represents universities and colleges on the steering group and is also a co-vice chair on the executive group. As a part of our links with Lfs Scotland, we have linked our ESD Topic Support Networks in order to develop new Lfs Scotland task groups.

NUS Students' Green Fund (SGF)

Role: provides students' unions with the funding to develop transformative, student-led sustainability projects with impact and legacy

The EAUC sit on the steering group and have provided critical feedback on the implementation and how more institutions can benefit from possible future rounds. We have supported the SGF from the outset as it provides a vital link between our Member institutions and their students. It is from the staff and student interface between which the EAUC believes significant future progress will result.

Platform for Sustainability Performance in Education

Role: brings together organisations with sustainability assessment tools designed to support global universities and colleges

The EAUC is a member of and provides a secretariat role for the group. The Platform promotes sustainability assessment in education. It is our goal that more universities and colleges learn about the value of sustainability assessment tools to improve the sustainability performance across the whole of their institution. The Platform is also designed to assist commitments of Higher Education



Sustainable Initiative (HESI) signatories. It can also support complimentary Rio+20 initiatives such as the People's Sustainability Treaty on Higher Education. By EAUC being a member of this group ensures that our Members have the tools they require to meet their commitments.

Scottish Association for University Directors of Estates (SAUDE)

Role: EAUC-Scotland works closely to support SAUDE activities, including the six monthly conference on general estates matters

In Feb 2013, EAUC-Scotland presented the reporting template and updated Members at the Spring Conference. Work has continued with SAUDE and their Executive members to strengthen relationships. A joint bid was submitted to the SFC to support carbon reduction activity. While this was deemed an interesting project, it was out of scope for the funding being offered. SAUDE and EAUC-Scotland are continuing to pursue additional funding avenues.

Sustainable Development Alliance for the Learning and Skills Sector (SDALS)

Role: to coordinate and align sector activity

The EAUC is one of the agencies that make up the SDALS Core Group. It's in all our interest to ensure that a more joined-up and strategic approach to sustainability is taken across the Learning and Skills sector. In particular, the EAUC has been leading SDALS with Association of Colleges to ensure cross sector linkage post closure of the Learning and Skills Improvement Service (see page 12).

Universities Scotland

EAUC-Scotland, SAUDE, Scottish Funding Council (SFC) and Universities Scotland are providing stronger links with the UCCCfS and the Universities Scotland Efficiencies Taskforce (USET). It is intended this relationship and activity will strengthen over the coming year as we work to ensure consistency and alignment of the UCCCfS and elements of USET.

Member voice

Primary strategic partners

We have a number of Strategic Partners who we work with but we also prioritise a smaller group to ensure we have the capacity to be proactive and deliver Member enhancing outputs as a result of these relationships.



84 UK and
international
Strategic Partners

This year, our partnerships have delivered:

- We work closely with the Scottish Funding Council in delivering the Governments carbon reporting ambitions and will be delivering the ESD project in 2014
- We are partnering with the Leadership Foundation for Higher Education in researching sustainability leadership needs for future training
- We have a relationship with University Business and Green Futures and other sector and sustainability media where we celebrate our Members achievements to the wider sector
- We are supporting the Association of University Engineers to formulate information relating to the engineering aspects of sustainability and provide case studies and resources

Member Advisory Council

To ensure that our Members are truly at the heart of our work, we have a Member Advisory Council (MAC), voted for by Members. The MAC exists to represent our Members' views, needs and requirements. We currently have 21 active Members on the MAC, comprising a mixture of Educational Members, Company Members and Strategic Partners.

In 2013, our original cohort came to the end of their first 2 year term and we sought new representatives which were then voted for by Members. We are pleased to welcome 11 new representatives along with the 10 remaining from the original cohort for a further term.

You can view photos and profiles of our 21 representatives at www.eauc.org.uk/your_mac_representatives1.

This year the group provided feedback on:

- Students and EAUC Membership
- Company and Educational Member engagement
- Member survey
- New Member services - Salary sacrifice schemes

The results and feedback on each activity

are communicated on the MAC section of the website www.eauc.org.uk/member_advisory_council.

Feedback from the MAC is built into the creation of Member services and presented directly to the Board. A Board Member is the Chair of the MAC to ensure that there is clear connection between the MAC and the Board. We would like to thank Harriet Sjerps-Jones for her time as Chair. Helen Manns took over as Chair of the MAC in late 2013.

International voice

We work closely with our international partners to ensure that the voice of our Members is heard on an international level. We share good practice between our Members and Members of similar associations across the world – such as providing our Members access to the AAASHE and ACTS resources - see below right.

Global Universities Partnership on Environment and Sustainability (GUPES)

In 2013 the EAUC become members of GUPES. Its goal is to promote the mainstreaming of environment and sustainability practices and curricula into universities by supporting innovative approaches to education. EAUC being a member of GUPES brings our Members into a network of over 370 universities from 5 different continents. GUPES has been established by the Nairobi based United Nations Environment Programme (UNEP).

Platform for Sustainability Performance in Education

In 2013 we furthered our relationship with our international partners with the launch of the Platform for Sustainability Performance in Education (www.sustainabilityperformance.org) which brings together global organisations that have created sustainability assessment tools designed to support universities and colleges around the world. See page 15 for more information.

In 2014, we will be agreeing a Memorandum of Understanding with the United Nations Environment Programme which will provide exciting opportunities to further collaborate and develop new relations for the Green Gown Awards, the Platform for Sustainability Performance in Education and a series of international web based events for our members to meet and learn from other members of GUPES (see above).

We have 84 Strategic Partners from all

across the sector.

We ensure that they

are aware of current

thinking and activity in

the sector and when our

interests come together,

we are keen to work

with them for the benefit

of the sector. View our

partners at www.eauc.org.

[org.uk/our_partners](http://www.eauc.org/our_partners)

Have you accessed

our international

resources in partnership

with Association for

the Advancement of

Sustainability in Higher

Education (AASHE)

and Australasian

Campuses Towards

Sustainability (ACTS)?

Visit www.eauc.org.uk/

[international_resources](http://www.eauc.org.uk/international_resources)

Member transparency

To promote and inspire a sustainable approach, we must demonstrate that this is at the very heart of the way the EAUC and our staff operate. As a charity, we continually review and scrutinise our expenditure, outputs and governance. We will support our Members for the long term and we will involve you in how we do this.

2013 Annual General Meeting

The 2013 EAUC Annual General Meeting took place on 19 April during the Annual Conference. The meeting saw one trustee step down: Fraser Lovie (University of Aberdeen). We would like to thank Fraser for his hard work and commitment during his time on the Board. This resulted in a new Trustee being voting in by the Membership: Wendy Purcell – Vice Chancellor at Plymouth University.

The voting was conducted by Electoral Reform Services as our scrutineer, ensuring our Members' votes will be handled securely. We also adopted online voting as an accessible and simple way for Members to show their support for us and continue our commitment to using sustainable channels wherever possible.

2013 saw a voting turnout of 27% (26% in 2012) with 76% of votes cast online

In 2014, Georgiana Weatherill from Leeds City College will be retiring as she has completed her term on the Board. We would like to thank Georgiana for her time and commitment to the Board. As a result of these changes, the Board has taken the decision not to recruit a Trustee at this time it wishes to review the position of students within the governance of the organisation.

The 2014 Annual General Meeting (AGM) takes place at the Annual Conference at Nottingham Trent University on 9 May 2014.

A focus on EAUC staff

The EAUC is fortunate to have dynamic and dedicated staff who are passionate both about sustainability and the tertiary education sector. In 2013, we undertook our first staff satisfaction survey. We are pleased to report that overall 100% of our staff felt that the EAUC treats them in a fair, honest and open manner. There are some areas for improvement such as training and communication so we will be working hard in 2014 to make improvements in these areas.

Every year, EAUC staff spread the joy of Christmas by getting out of the office, getting our hands dirty and mucking in with a day of volunteering. This Christmas we had the pleasure of spending this time looking after our

furry, four-legged friends at the Cheltenham Animal Shelter. However, our day did not end there! Upon returning to the office full of festive cheer, we hand-crafted and wrote a multitude of Christmas cards to be sent to the Amnesty International Write for Rights campaign and the charity helping you to 'Post a Smile on a Sick Child's Face', Post Pals.

We also all set sustainable Christmas pledges – [find out how we did!](#)

Sustainability policy

In 2013 we reviewed our Sustainability Policy with help from our Members. We received a fantastic response with lots of useful insights. Some even acknowledged that reviewing our policy had prompted them to do the same and to ensure that their policy had a broader focus on the social and economic side of sustainability rather than just environmental. The feedback we received was varied with some pushing us further on the economic angle, on our ethical purchasing and challenging us to not only comply but to go beyond that.

It is now structured to align with the LiFE Framework to ensure a whole organisation approach is taken and is aligned to the EAUC 5 year Strategic Framework to show better linkage. We thank all Members who helped us create this. Our sustainability promises that we made in 2012 are now incorporated within the new policy. [Download the EAUC Sustainability policy](#)

Conference only generated 32.5kg in recycled waste



1%

Less than 1% of our office waste goes to landfill

Sustainability highlights!

In 2013 we had 8.93 full time equivalent staff (2012: 9.81)

Average carbon emissions per FTE (full time equivalent) staff member is 1652.64kg CO₂ (was 1359.22kg CO₂ in 2012)

Travel emissions increased by 2688.86kg during 2013, partly as a result of international travel

We cut our annual waste carbon emissions from 4.78kgCO₂ per FTE to 1.54kg CO₂ per FTE. This is thanks to our new composting scheme at our Headquarters which diverts all food waste from landfill

Member transparency

Sustainability report

We are pleased to be able to report on our carbon use for the year of 2013. 2012 was our baseline year where we calculated our staff and Board business travel, workstation energy use, home energy use and travel energy use. We also report on other carbon use but this is based on assumptions. Further details are available on our website www.eauc.org.uk.

2013 results

- All business activities including staff and board travel, workstation energy use, home energy use, travel energy use, waste, water, lighting and heating is recorded
- We have 2 offices, our headquarters at University of Gloucestershire and our Scotland office at Queen Margaret University. As both of our offices are within an institution we share many services such as postal, telephone and cleaning services as well as utilities
- Due to our shared offices some of our services are controlled by our host institutions such as lighting and water and we are unable to measure these separately. Staff commuting and procurement are not included in the figures
- Our recycling and landfill waste are collected centrally by our host institutions therefore we have an annual waste audit and base an assumption on this for the year
- We include the travel incurred by our Trustees*

*based on reimbursements so any travel not reimbursed is not included

Carbon summary

	Staff (FTE)	Total Carbon Emissions	Carbon Emissions per FTE	Income per annum £	Carbon Emissions per unit of income	GIA (m2)
2013	8.93	4,758	1,653	37,578	0.03	259
2012	9.81	3,334	1,359	667,280	0.02	234
% increase/decrease	-9	11	22	-19	37	11

For relative carbon baselining, we are representing our carbon using recommended reporting method by HEFCE as commissioned in the SQW report. We have identified total Full Time Equivalent (FTE) of staff, and the total income as reporting Key Performance Indicators (KPI). It is also considered appropriate to report against the changes in size of the physical assets and include gross internal area (GIA).

Breakdown of our carbon

	2013		2012		Variance		Reason
	KgCO2	%	KgCO2	%	KgCO2	%	
Waste	14	0.09	47	0.4	-33	-70	Recycling/Composting increased by 55% - only 1% of waste goes to landfill
Water	34	0.2	25	0.2	9	36	Increase due to change in DEFRA calculations
Heating and lighting	4,099	27.8	5,196	39.0	-1,097	-21	Based on FTE and less FTE in 2013
Travel	10,016	67.9	7,327	54.9	2,689	37	Increase in international travel; 25% decrease in domestic travel
Domestic	3,651	36	4,836	66	-1,185	-25	
International	6,365	64	2,491	34	3,874	155	
Electricity	595	4.0	740	5.5	-145	-20	Based on FTE and less FTE in 2013
Total	14,758	100%	13,335	100%	1,423	11%	

Reporting scope

	Office Area (m2)	Electricity	Gas	Water	Travel	Waste	Procurement
Headquarters, Cheltenham	45.12*	Tenant within office space with little or no control of Electricity (lights) or means to measure consumption. Desk usage is monitored via socket meters	Tenant within office space with little or no control of Gas or means to measure consumption	Tenant within office space with little or no control of Water or means to measure consumption	All travel is based on estimates of mileage and using Defra conversions	Tenant within office space with no means to measure consumption. Waste audit undertaken and assumptions are based on this for the year	Accurate data for procurement areas is not available at this time but adheres to our purchasing policies
Scotland Office	11.94**						

* Office area is calculated using sole purpose office space and shared office space such as toilet and kitchen area






** Our Scotland office is part of an open plan office so this figure is calculated based on average FTE space in our Headquarters

Financial review

During the financial period of 1 January to 31 December 2013 we have made a surplus of £35,045. The surplus is carried forward into 2014 so we can continue to invest in improving benefits and services for our Members, such as providing Learning in Future Environments (LiFE) as a free tool.

We do not receive any public funding for our core activities. Our income is generated from activities such as Membership and the Annual Conference. We have restricted funds* which are grants we have received which are for specific activities, such as the grants we receive from the Scottish Funding Council for the Universities and Colleges Climate Commitment for Scotland and the College ESD project, both for Scotland activity.

As a charity all of our expenditure meets our charitable objectives. We received £16,819 more unrestricted income overall than budgeted, this was mostly due to increased delegates at the Annual Conference and the Green Gown Awards. Any surplus from the Awards is reinvested in future Awards to widen the dissemination of good practice across the sector. We also brought in £9,030 in training events from face to face events which we delivered to meet our Members' needs. As we anticipated, we received a reduction of our overall income from public funds, however we planned ahead for this by increasing our Membership fees to ensure the long term sustainability of our income generation.

-  32% of income from Membership - an increase from 21%
-  23% of income from the Annual Conference
-  25% of income from Products and Services – an increase of 4%. This includes activities such as the Leaders of the Future Programme, the Green Gown Awards and Learning in Future Environments (LiFE)
-  18% of income from public funds – a reduction from 34%
-  Our Governance costs are only 2% of our expenditure

Cost minimisation

Due to diligent analysis and risk management our expenditure was only £2,636 over budget. In relation to the increase of income, we minimised any increased expenditure by making further stringent reductions. This was achieved through several operational cost savings such as postage, stationery and printing. All EAUC activities, such as the Green Gown Awards, are run to be cost neutral, with any surplus being reinvested within the activity for future periods.

In 2013 we had 8.93 full time equivalent (FTE) staff, a reduction of 0.88. Of the total, 2.7 FTE were funded through our externally funded projects and 6.23 FTE funded through our unrestricted funds. To reduce our unrestricted staff costs further, maternity cover was not provided for one position. Our unrestricted staff costs were reduced by £24,885 in 2013.

Focus on Educational Membership income

Membership income has risen in 2013 by £60,146, of which £59,827 is from Educational Membership giving a 55% increase on this income source. As Membership is on an annual basis, the income we receive is proportioned across the related financial years. Therefore, the financial impact of the fee rise was more recognised in 2013 and this will continue into 2014. 26% of our total income is now from Educational Membership – an increase from 16% in 2012. As Membership is our core activity, our aim was to increase the ratio of income from this area as part of our income diversification to ensure the Association is financially sustainable and not reliant upon public funding.

Whilst we exceeded our target of 220 Members with 224, our income was less than budgeted for the year by £8,833. This is down to many factors such as late payments and a slightly different tier/time model of Membership than predicted. The 224 Members takes into consideration non-renewals and new Members:

- New Members - we welcomed 12 new Educational Members in the period with 10 from the Learning and Skills sector and 2 from Higher Education.
- Non-renewals - we also had 46 non-renewals in the period. The reasons for non-renewals were varied with 22% due to mergers in the sector; 39% due to reduced budgets and 7% for lack of use of the benefits of Membership. For the remaining 33%, the reason for non-renewal is not known, albeit we continue our efforts to discover the reasons and to support them back to Membership. We will remain vulnerable to mergers within the sector in 2014.

Financial review

During the period of 2013, our renewal rate was 81%

This was an increase from 69% in 2012, but we still aim to improve on this and focus on demonstrating the value of Membership.

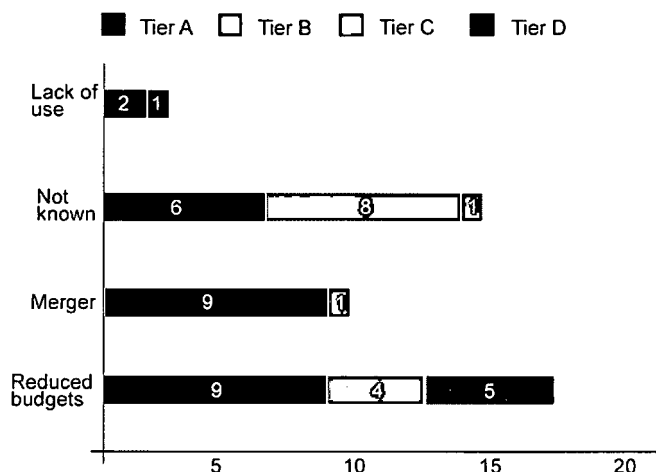


Table 1. Membership non-renewals by reason and tier

The table above shows that 57% (26) of non-renewals are from institutions with a turnover less than £30million (tier A); 28% (13) from institutions with a turnover between £30-50million (tier B); 2% (1) from institutions with a turnover between £50-100million (tier C) and 13% (6) from institutions with a turnover over £100million (tier D).

New Member services were developed in 2013 to promote renewals and new Members such as the Recommend a Member Scheme that has resulted in 3 new Company Members. To reward our loyal Members, we also introduced a discounted 2 year Educational Membership which 13 Members taken up to-date.

Thank you to our Members for continuing to support us – without you we would not exist

Income diversification

We continue to research ways to diversify our income generation to ensure our financial sustainability for the long term. In 2013 the Board decided to focus on valued relationships with larger companies as part of our work with the Sustainability Exchange. These relationships generated £16,000 in 2013 and whilst such relationships take time to mature, we are confident that we will increase this income source in 2014.

Company Membership brought in a steady yet significant amount of £35,773 in 2013. The income we receive from companies is invested in bringing together resources for the sector such as the Sustainability Exchange, which is free for all to access. We are also able to share

knowledge between our Educational Members and Company Members, bringing vital insight from inside and outside of the sector.

Partnerships have been developed with organisations to provide new Educational Member benefits which also provide a donation to the EAUC. An example of this is our relationship with Better World Books – for every Member that uses Better World Books services we receive a donation (£697 in 2013). Further partnerships were developed in late 2013 to benefit Members such as the cycle and car salary sacrifice schemes with Cycle Solutions and Tusker and we hope Members will be signing up to receive the exclusive benefits to these schemes in 2014.




Table 2. Where our income comes from

We continue to research into other sources of income such as foundations and trusts. Initial research was undertaken in 2013 and this will continue in 2014. Any potential projects will meet our charitable objectives and we will ensure there are clear benefits to Members.

Scottish Funding Council has confirmed funding for the period of 2014-2017 and we are pleased that we can continue the pioneering work we are delivering in Scotland. This funding will continue to fund the delivery staff for this programme and the Scotland office for the 3 year period. However, a crucial condition for the funding is to generate income to supplement the core funding in order to build a stronger sustainable foundation for Scotland activities. We look forward to an important dialogue with our Scottish Members about how we leverage funding from the sector for such specific support which is beyond the Membership package.

Looking to 2014

We have conservatively estimated a small surplus for the year 2014 (£10,000). This is dependent upon continuing Membership renewals and the success of activities such as the Annual Conference and the Green Gown Awards. The expenditure budgets have been maintained at a similar level for operational activities. It is important to maintain a surplus to ensure we have the reserves to invest in future Membership services and products.

Trustees' report

The Trustees present their report and the audited financial statements for the year ended 31 December 2013.

Directors and Trustees

The directors of the charitable company (the charity) are its Trustees for the purposes of charity law and throughout this report are collectively referred to as the Trustees. The Trustees who served during the year were as follows:

	Appointed	Resigned
G Weatherill, Leeds City College	16 April 2008	4 April 2014
F Lovie, University of Aberdeen	29 January 2009	19 April 2013
D Dale, Wiltshire College	17 December 2009	
H Manns, University of Northumbria	17 December 2009	
H Sjerps-Jones, University of Exeter	24 March 2010	
R Bellfield, Craven College, UK Convenor	24 March 2010	
N Scott, University of Hull, Treasurer	24 March 2010	
I Patton, EAUC	12 April 2011	
K Henderson, Cardiff University, Welsh Convenor	5 October 2011	
M May, Sheffield Hallam University	27 March 2012	
R Bond, University of East Anglia	27 March 2012	
D Somervell, University of Edinburgh, Scottish Convenor	9 October 2012	
W Purcell, Plymouth University	19 April 2013	

Structure, Governance and Management

Governing Instrument

The Environmental Association for Universities and Colleges (EAUC) is a company limited by guarantee, governed by its Memorandum and Articles of Association dated 12 April 2011. The company was incorporated on 19th July 2004 and was registered as a charity on 4 October 2004 with the Charity Commission. On 6 April 2005 all assets and charitable activities of the unincorporated EAUC Association were transferred to the charity.

The members of the company are those universities, colleges or learning and skills sector providers, referred to as Educational Members, subscribing to the EAUC and totalled 224 at 31 December 2013. In the event of the charity being wound up, the liability in respect of the guarantee is limited to £1 per full member of the charity.

Appointment of Trustees

The Educational Members will at each Annual General Meeting (AGM) appoint up to nine individuals to act as Trustees providing that those persons work for a University or College. The Chief Executive Officer of the Company shall serve as an ex-officio Trustee for so long as he or she is so employed. Each Trustee can hold office until the expiry of the fifth AGM after the AGM at which they were appointed.

The Board has the power at any time to appoint any person who is willing to act as Trustee, either to fill a vacancy or as an addition to the existing Board, but the total number of Trustees shall not exceed any maximum number fixed in accordance with the articles. Any Trustee so appointed shall hold office only until the next AGM following appointment and then shall be considered for re-election.

Individuals are appointed as Branch Convenors, as required, with the consent of the Board and are Branch Trustees of the Company while he or she continues to hold office as Branch Convenor. Branch Trustees are members of the Board.

All Trustees give their time voluntarily and received no benefits from the charity. Any expenses reclaimed from the charity are set out in note 8 in the accounts.

Trustees' report

Trustees Training and Induction

Trustees for this period have been informally inducted. A formal induction and training pack has been developed and all Trustees have received this.

Organisation

The Board of Trustees, which can have up to nine members and such number of Branch Trustees as required, administers the charity. The Board meets quarterly. The day to day organisation and running of the charity is undertaken by the Chief Executive Officer, Iain Patton, who was appointed by the Trustees. Clear action planning, reporting and authorisation channels have been set.

Related Parties

From September 2005 a partnership with the University of Gloucestershire was formed. The partnership involves the University undertaking administration of payroll and providing office accommodation for the Company.

Risk Management

The Trustees have developed a risk management strategy which comprises:

- a review of the risks the charity may face;
- the establishment of systems and procedures to mitigate those risks identified and
- the implementation of procedures designed to mitigate any potential impact on the charity should those risks materialise.

Regular Trustee meetings consider the charity's activities and risks faced. A key element in the management of financial risk is the setting of a reserves policy and its regular review by Trustees which has taken place in this accounting period.

Objectives and Activities

The objectives of the charity are as follows:

- to promote sustainable development for the benefit of the public by the preservation, conservation and protection of the environment and the prudent use of natural resources, particularly by and in relation to Universities and Colleges;
- to advance the education of the public and in particular those attending or working in Universities and Colleges, in all aspects of sustainable development, and the preservation, conservation and protection of the environment
- to promote research into all aspects of sustainable development, and the preservation, conservation and protection of the environment particularly in relation to universities and colleges, provided that the useful results of such research are disseminated to the public.

The strategies employed to achieve the charity's objectives are to:

- provide training events and conferences;
- provide advice and support in integrating environmental and sustainability good practice through discussion networks and guidance materials;
- promote strategic partnerships within the sector;
- promote research and dissemination of good practice through projects.

We have referred to the guidance contained in the Charity Commission's general guidance on public benefit on our aims and objectives and in planning for our future activities.

Investment Powers and Policy

Under the Memorandum and Articles of Association, the charity has the power to invest in any way the Trustees wish.

Reserves Policy

The Trustees have forecast the level of free reserves (that is those reserves not tied up in fixed assets, restricted or designated funds) the charity will require to sustain operations. The Trustees consider that the most appropriate level of free reserves would be in the region of £40,309, to cover 2 months operational costs. There are sufficient funds for this. The Trustees have this under constant review and will take steps to monitor this, subject to changes in the Charity's operations.

Trustees' report

Statement of Trustee's Responsibilities

The Trustees (who are also directors of The Environmental Association for Universities and Colleges for the purposes of company law) are responsible for preparing the Trustees' Report and the financial statements in accordance with applicable law and United Kingdom Accounting Standards (United Kingdom Generally Accepted Accounting Practice).

Company law requires the Trustees to prepare financial statements for each financial year, which give a true and fair view of the state of affairs of the charitable company and of the incoming resources and application of resources, including the income and expenditure, of the charitable company for the year. In preparing these financial statements, the Trustees are required to:

- select suitable accounting policies and then apply them consistently;
- observe the methods and principles in the Charities SORP;
- make judgements and estimates that are reasonable and prudent;
- state whether applicable UK Accounting Standards have been followed, subject to any material departures disclosed and explained in the financial statements;
- prepare the financial statements on the going concern basis unless it is inappropriate to presume that the charitable company will continue in operation.

The Trustees are responsible for keeping adequate accounting records that disclose with reasonable accuracy at any time the financial position of the charitable company and enable them to ensure that the financial statements comply with the Companies Act 2006. They are also responsible for safeguarding the assets of the charitable company and hence for taking reasonable steps for the prevention and detection of fraud and other irregularities.

In so far as the Trustees are aware:

- there is no relevant audit information of which the charitable company's auditor is unaware; and
- the Trustees have taken all steps that they ought to have taken to make themselves aware of any relevant audit information and to establish that the auditor is aware of that information.

The Trustees are responsible for the maintenance and integrity of the corporate and financial information included on the charitable company's website. Legislation in the United Kingdom governing the preparation and dissemination of financial statements may differ from legislation in other jurisdictions.

By order of the Board on 9 May 2014.



R A Bellfield
Chair of the Trustees

Auditors' report

Report of the Independent Auditors to the Members of The Environmental Association for Universities and Colleges

We have audited the financial statements of The Environmental Association of Universities and Colleges for the year ended 31 December 2013 which comprise the Statement of Financial Activities, the Balance Sheet, and the related notes. The financial reporting framework that has been applied in their preparation is applicable law and Financial Reporting Standard for Smaller Entities (effective April 2008) (United Kingdom Generally Accepted Accounting Practice applicable to Smaller Entities).

This report is made solely to the charity's trustees, as a body, in accordance with Chapter 3 of Part 16 of the Companies Act 2006. Our audit work has been undertaken so that we might state to the charity's trustees those matters we are required to state to them in an auditor's report and for no other purpose. To the fullest extent permitted by law, we do not accept or assume responsibility to anyone other than the charity and its trustees as a body, for our audit work, for this report, or for the opinions we have formed.

Respective responsibilities of trustees and auditor

As explained more fully in the Trustees' Responsibilities Statement set out on page 23, the trustees (who are also the directors of the charitable company for the purposes of company law) are responsible for the preparation of the financial statements and for being satisfied that they give a true and fair view.

Our responsibility is to audit and express an opinion on the financial statements in accordance with applicable law and International Standards on Auditing (UK and Ireland). Those standards require us to comply with the Auditing Practices Board's [APB's] Ethical Standards for Auditors.

Scope of the audit of the financial statements

An audit involves obtaining evidence about the amounts and disclosures in the financial statements sufficient to give reasonable assurance that the financial statements are free from material misstatement, whether caused by fraud or error. This includes an assessment of: whether the accounting policies are appropriate to the charitable company's circumstances and have been consistently applied and adequately disclosed; the reasonableness of significant accounting estimates made by the trustees; and the overall presentation of the financial statements.

In addition, we read all the financial and non-financial information in the Trustees' Report and Financial Review to identify material inconsistencies with the audited financial statements and to identify any information that is apparently materially incorrect based on, or materially inconsistent with, the knowledge acquired by us in the course of performing the audit. If we become aware of any apparent material misstatements or inconsistencies we consider the implications for our report.

Opinion on financial statements

In our opinion the financial statements:

- give a true and fair view of the state of the charitable company's affairs as at 31 December 2013, and of its incoming resources and application of resources, including its income and expenditure, for the year then ended;
- have been properly prepared in accordance with United Kingdom Generally Accepted Accounting Practice applicable to smaller entities; and
- have been prepared in accordance with the requirements of the Companies Act 2006.


Opinion on other matter prescribed by the Companies Act 2006

In our opinion the information given in the Trustees' Report and Financial Review for the financial year for which the financial statements are prepared is consistent with the financial statements.

Matters on which we are required to report by exception

We have nothing to report in respect of the following matters where the Companies Act 2006 requires us to report to you if, in our opinion:

- adequate accounting records have not been kept or returns adequate for our audit have not been received from branches not visited by us; or
- the financial statements are not in agreement with the accounting records and returns; or
- certain disclosures of trustees' remuneration specified by law are not made; or
- we have not received all the information and explanations we require for our audit; or
- the trustees were not entitled to prepare the financial statements in accordance with the small companies regime and take advantage of the small companies exemption from the requirement to prepare a strategic report and in preparing the trustees' report.



**Nicola Smith (Senior Statutory Auditor), For and on behalf of Davies Mayers Barnett LLP,
Statutory Auditors, Pillar House, 113/115 Bath Road, Cheltenham, Gloucestershire, GL53 7LS
Dated: 9 May 2014**

Statement of financial activities

For the year ended 31 December 2013

	Note	Unrestricted funds £	Restricted funds £	2013 Total £	2012 Total £
INCOMING RESOURCES					
Incoming resources from generated funds:					
Investment income	3	695	-	695	580
Incoming resources from charitable activities:					
• Conference		150,676	-	150,676	152,914
• Projects	4	-	115,632	115,632	225,045
• Membership		203,467	-	203,467	143,321
• Training		9,030	297	9,327	7,121
• Products and services		161,930	1,250	163,180	138,299
TOTAL INCOMING RESOURCES		525,798	117,179	642,977	667,280
RESOURCES EXPENDED					
Cost of charitable activities:					
• Conference	6	121,303	-	121,303	121,560
• Projects		24,700	117,179	141,879	262,614
• Membership		144,531	-	144,531	153,549
• Training		9,493	-	9,493	8,937
• Products and services		178,374	-	178,374	124,570
		478,401	117,179	595,580	671,230
Governance costs	5	12,352	-	12,352	14,858
TOTAL RESOURCES EXPENDED		490,753	117,179	607,932	686,088
Net incoming/(outgoing) resources before transfers		35,045	-	35,045	(18,808)
Gross transfers between funds	19	-	-	-	-
NET MOVEMENT IN FUNDS		35,045	-	35,045	(18,808)
Reconciliation of funds					
Total funds brought forward		91,361	-	91,361	110,169
TOTAL FUNDS CARRIED FORWARD AT 31.12.13	19	126,406	-	126,406	91,361

Balance sheet

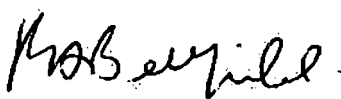
For the year ended 31 December 2013

		2013		2012	
	Note	£	£	£	£
Fixed assets					
Tangible assets	10		-		-
Current assets					
Debtors	11	87,450		172,238	
Cash in bank and in hand		348,052		241,411	
		435,502		413,649	
Creditors: amounts falling due within one year	12	(309,096)		(322,288)	
Net current assets			126,406		91,361
Total assets less current			126,406		91,361
Funds					
Restricted	16		-		-
Unrestricted	16		126,406		91,361
			126,406		91,361

These financial statements were prepared in accordance with the provisions of the Companies Act 2006 applicable to companies subject to the small companies regime and were approved by the board of trustees on 9 May 2014 and signed on its behalf by:



N R Scott



R A Bellfield

Trustees

Notes to the financial statements

1. Basis of preparation

The financial statements have been prepared under the historic cost convention and in accordance with the Financial Reporting Standard for Smaller Entities (effective April 2008), the statement of Recommended Practice; Accounting and reporting by Charities (SORP 2005) issued in March 2005 and the Charities Act 2011.

2. Principal accounting policies

The following accounting policies have been applied consistently in dealing with items which are considered material in relation to the charity's accounts.

a) Company status

The charity is a company limited by guarantee. The members of the company are those Universities and Colleges subscribing to the EAUC and totalled 224 at 31 December 2013. In the event of the charity being wound up, the liability in respect of the guarantee is limited to £1 per member of the charity.

b) Fund accounting

Funds held by the charity are either:

- Unrestricted general funds – these are funds which can be used in accordance with the charitable objects at the discretion of the trustees.
- Restricted funds – these are funds that can only be used for particular restricted purposes within the objects of the charity. Restrictions arise when specified by the donor or when funds are raised for particular restricted purposes.

Further explanation of the nature and purpose of each fund is included in the notes to the financial statements.

c) Incoming resources

All incoming resources are recognised once the charity has entitlement to the resources, it is certain that the resources will be received and the monetary value of the incoming resources can be measured with sufficient reliability.

Membership is apportioned by the period of membership across accounting periods. Income from the annual conference is also accounted for in this way and deferred until the conference takes place and fulfil the expected service.

Revenue grants are credited to the profit and loss account in the same period as the revenue expenditure to which they relate is charged. However, where the receipt is designated or restricted for a special project that has conditions applied, the income is deferred until the project expenditure is incurred and the conditions have been met.

d) Allocation of overhead and support costs

Overhead and support costs have been allocated first between direct charitable and governance. Overhead and support costs relating to Charitable Activities have been apportioned based on the amount of staff time spent. Where items involve more than one category they are apportioned between the categories according to the nature of the cost.

e) Resources expended and irrecoverable VAT

Liabilities are recognised as resources expended as soon as there is a legal or constructive obligation committing the charity to the expenditure. All expenditure is accounted for on an accruals basis and has been classified under headings that aggregate all costs related to the category.

Irrecoverable VAT is charged against the category of resources expended for which it is incurred.

f) Governance costs

Governance costs comprise all costs involving the public accountability of the charity and its compliance with regulation and good practice. These costs include costs related to statutory audit and legal fees together with an apportionment of overheads and support costs.

Notes to the financial statements

g) Fixed assets

Fixed assets are stated in the balance sheet at cost less accumulated depreciation. Cost is defined as purchase cost less any residual value.

Net book values are regularly reviewed by the trustees and any appropriate adjustments are made to carrying values.

h) Amortisation and depreciation

Depreciation will be provided on fixtures, fittings and computer equipment to write off the cost of each asset over its expected useful life on the straight line method at the rates of 20% and 50% respectively per annum.

3. Investment income

	2013	2012
	£	£
Bank interest receivable	695	580

4. Revenue grants

Revenue grants can be analysed as follows:

	2013	2012
	£	£
Grants received:		
Restricted funds		
• Learning in Future Environment (Formerly Universities That Count) (HEFCE, HEFCW, SFC, DELNI)	-	52,006
• Sustainable ICT (JISC)	-	8,910
• Sustainability Exchange (HEFCE)	-	54,645
• Universities & Colleges Climate Commitment for Scotland (SFC)	92,327	109,484
• College Education for Sustainable Development (SFC)	23,305	-
	115,632	225,045

5. Allocation of support costs and overheads

The breakdown of support costs and how these were allocated between Governance and Charitable Activities is shown in the table below.

	Charitable Activities	Governance	Total Allocated	Basis Apportionment
	£	£	£	
Staff costs	201,472	-	201,472	Staff time
Travel & subsistence	9,516	2,401	11,917	Staff time and actual
Marketing & printing	10,742	-	10,742	Staff time and actual
Website & computer costs	5,058	-	5,058	Staff time and actual
Insurance	-	4,748	4,748	Staff time and actual
Bank charges	2,804	-	2,804	Staff time
Sundry & office expenses	8,206	-	8,206	Staff time
Professional Fees	-	5,203	5,203	Actual
Partial exemption	9,200	-	9,200	Actual
Total	246,998	12,352	259,350	

6. Analysis of charitable expenditure

	Charitable Activity	Support Costs	Total 2013	Total 2012
	£	£	£	£
Conference	84,253	37,050	121,303	121,560
Projects	117,179	24,700	141,879	262,614
Membership	1,272	143,259	144,531	153,549
Training	4,553	4,940	9,493	8,937
Products and services	141,325	37,049	178,374	124,570
	348,582	246,998	595,580	671,230

Notes to the financial statements

7. Staff costs

The aggregate employment costs amounted to:

	2013 £	2012 £
Wages and salaries	257,841	285,777
Social Security costs	18,790	20,508
Pension costs	47,159	49,152
	323,790	355,437

The charity has no employees. The above relates to recharges of staff costs from the University of Gloucestershire (a member of the charity). The average number of employees for the year was:

	2013 No.	2012 No.
Permanent staff	8	8
Temporary staff	2	2

There are no employees with remuneration over £60,000 (2012: Nil).

8. Trustees Remuneration and expenses

During the year a trustee received remuneration, via the recharge of costs from the University of Gloucestershire, amounting to £56,157 (2012: £55,663). This amount was payable for the staff role performed and not in respect of the services provided as a trustee. The trustee participated in the Local Government Pension Scheme and pension contributions amounted to £10,951 (2012: £10,854).

A total of £3,039 (2012: £3,349) was reimbursed for directly incurred travel expenses to 6 trustees (2012: 6).

9. Taxation

The company is a registered charity and hence no provision for taxation is included in the financial statements as it benefits from the exemptions offered by Section 505 of the Income and Corporations Taxes Act 1988 and section 256 of the Taxation of Chargeable Gains Act 1992, to the extent that such income or gains are applied exclusively to its charitable purposes.

10. Tangible fixed assets

	Fixtures & Fittings £	Computer Equipment £	Total £
Cost			
At 1 January 2013 and 31 December 2013	2,758	2,515	5,273
Depreciation			
At 1 January 2013 and 31 December 2013	2,758	2,515	5,273
Net Book Value			
At 31 December 2013	-	-	-
Net Book Value			
At 31 December 2012	-	-	-

All assets are used in direct furtherance of the charity's objects.

Notes to the financial statements

11. Debtors

	2013	2012
	£	£
Trade debtors	29,419	94,045
Other debtors	19,369	7,327
Prepayments and accrued income	38,662	70,866
	87,450	172,238

12. Creditors

	2013	2012
	£	£
Amounts falling due within one year:		
Trade creditors	131,658	101,794
Accruals	4,250	4,220
Deferred income	173,188	216,274
	309,096	322,288

Deferred income is comprised of the following items:

	2013	2012
	£	£
Unrestricted funds:		
• Membership received in advance	120,862	135,246
• Conference sponsorship received in advance	-	16,629
• Products and services received in advance	11,780	32,942
	132,642	184,817
Restricted funds:		
• Grant income for projects	40,546	31,457
	173,188	216,274

The restricted funds deferred represent grant monies received in advance of specific projects, where conditions are applied and have been deferred in order to properly comply with the conditions of the grant.

13. Operating lease commitments

The following operating lease payments are committed to be paid within one year:

	2013	2012
	£	£
Land and buildings		
Expiring:		
Less than one year	3,334	-
Between one and five years	-	3,334
	3,334	3,334

14. Capital commitments

There were no capital commitments at the balance sheet date (2012: £Nil).

15. Contingent liabilities

There were no contingent liabilities at the balance sheet date (2012: £Nil).

16. Analysis of assets and liabilities between funds

	Fixed Assets	Current Assets	Creditors Due Within One Year	Creditors Due After One Year	Funds
	£	£	£	£	£
Restricted Funds	-	40,546	(40,546)	-	-
Unrestricted Funds:	-	394,956	(268,550)	-	126,406
• General	-	435,502	(309,096)	-	126,406

Notes to the financial statements

17. Related party balances

As Members of EAUC, during the year, transactions occurred with the University of Gloucestershire and Queen Margaret University for specific services.

During the year the University of Gloucestershire made recharges to the company amounting to £335,650 (2012: £368,409) in connection with salary and administration expenses. Included with trade creditors at the year end is a balance owing to the University of Gloucestershire of £98,532 (2012: £65,144).

During the year, Queen Margaret University charged rent of £2,504 (2012: £3,985) to the company.

18. Ultimate controlling party

The trustees are the ultimate controlling party.

19. Analysis of charitable funds

a) Analysis of unrestricted fund movements

	Balance at 1 January 2013	Incoming resources	Resources expended	Transfers	Fund at 31 December 2013
	£	£	£	£	£
General fund	91,361	525,798	(490,753)	-	126,406

b) Analysis of restricted fund movements

	Balance at 1 January 2013	Incoming Resources	Resources expended	Transfers	Fund at 31 December 2013
	£	£	£	£	£
Conference	-	-	-	-	-
Projects	-	115,632	(117,179)	1,547	-
Training	-	297	-	(297)	-
Products and services	-	1,250	-	(1,250)	-
	-	117,179	(117,179)	-	-

Purpose of Restricted Funds:

Projects

This represents externally funded projects – UCCCfS and College Education for Sustainable Development – in furtherance of our charitable objective to promote and advance the education of the public and in particular those attending or working in universities and colleges, in all aspects of sustainable development, and the preservation, conservation and protection of the environment.

Conference

This represents the UCCCfS Annual Conference in Scotland, as part of the UCCCfS project, to advance the education of the public and in particular those attending or working in Universities and Colleges, in all aspects of sustainable development, and the preservation, conservation and protection of the environment.

Training

This represents training events in Scotland, as part of the UCCCfS project, to advance the education of the public and in particular those attending or working in Universities and Colleges, in all aspects of sustainable development, and the preservation, conservation and protection of the environment.

Products and Services

This represents services provided under the UCCCfS project to advance the education of the public and in particular those attending or working in Universities and Colleges, in all aspects of sustainable development, and the preservation, conservation and protection of the environment.

Charity information

Registered Company Number : 05183502
Charity Number : 1106172
Registered Office : EAUC National Office
University of Gloucestershire
The Park
Cheltenham
Gloucestershire
GL50 2RH

Banker : The Co-operative Bank
PO Box 250
Delf House
Southway
Skelmersdale
WN8 6WT


Auditor : Davies Mayers Barnett LLP
Chartered Accountants & Statutory Auditors
Pillar House
113/115 Bath Road
Cheltenham
Gloucestershire
GL53 7LS

Your sustainability promise

We are committed to minimising our impact on the environment. By downloading our Annual Report in PDF format, not only do you receive it instantly but you are also doing your part in reducing your carbon footprint. We encourage you to email it to interested colleagues or potential EAUC Members and do not print it.

This report was written and designed in-house by the EAUC team.

Delivered by EAUC



Environmental Association for Universities and Colleges (EAUC)

UK Office, University of Gloucestershire

The Park, Cheltenham, Gloucestershire GL50 2RH

01242 714321 info@eauc.org.uk

www.eauc.org.uk

