


# Aricom Limited

Annual Report and Financial Statements  
for the year ended 31 December 2010

Registered Number 4897906

MONDAY



\*L6EUXVC3\*

LD2

27/06/2011

97

COMPANIES HOUSE

**ARICOM LIMITED**  
**Annual Report and Financial Statements for the year ended 31 December 2010**

**CONTENTS**

	<b>Page</b>
Directors and Advisers	1
Directors' Report	2
Statement of Directors' Responsibilities	5
Independent Auditor's Report to the Members of Aricom Limited	6
Profit and Loss Account	8
Balance Sheet	9
Notes to the Financial Statements	10

**ARICOM LIMITED**  
**Directors and Advisers**

**Directors**

Jay Hambro  
Kar Tung Raymond Woo

**Company Secretary and Registered Office**

Amanda Whalley  
10-11 Grosvenor Place  
London  
SW1X 7HH

**Auditor**

Deloitte LLP  
2 New Street Square  
London  
EC4A 3BZ

## **ARICOM LIMITED**

### **Directors' Report**

The Directors present their report on the affairs of Aricom Limited (the Company), together with the financial statements and auditor's report, for the year ended 31 December 2010

The Directors' Report has been prepared in accordance with the provisions of the Companies Act 2006 applicable to small companies

### **Review of Activities**

Commencing 5 August 2010, the Company has become a wholly-owned subsidiary of IRC Limited group, itself a subsidiary of Petropavlovsk PLC, which is the ultimate parent company. The restructuring of Petropavlovsk PLC group was completed in order to list the non-precious metals division of Petropavlovsk PLC group on the Stock Exchange Hong Kong Limited.

As part of the restructuring, and as described in note 18 to the prior year financial statements, a number of investments were disposed to Petropavlovsk PLC, which reduced the level of the investments held in the company.

Further, a dividend of US\$644,437 thousand was distributed to Petropavlovsk PLC to facilitate the restructuring of the Group in preparation for the listing of the non-precious metals division noted above onto the Hong Kong Stock Exchange.

These financial statements have been prepared for the year ended 31 December 2010. The main activities of the Company during the year were those of a holding company.

The Company has no employees as it is believed that the Directors have the necessary skills and knowledge to fulfil the aimed activities of the Company.

The Company does not have any social and community issues or environmental matters due to the scope of its activities. The information relevant to the Company's subsidiaries is disclosed in the Petropavlovsk PLC 2010 Report and Accounts which are available at [www.petropavlovsk.net](http://www.petropavlovsk.net).

The Company's Directors believe that key performance indicators for the Company are not necessary or appropriate for an understanding of the development, performance or position of the business.

The details of significant events since the balance sheet date are included in note 18 to the financial statements.

### **Going Concern Basis**

The Directors have considered the use of the going concern basis in the preparation of the financial statements in light of current market conditions and concluded that it is appropriate. In reaching this conclusion, the Directors have specifically considered the Company's relationship with its immediate parent company and the assessment of working capital position and possible commitments and contingencies. The Company has received a letter of financial support from its parent company. Further details are set out in note 2 to the financial statements.

### **Results**

The loss for the year before taxation amounted to US\$17,076 thousand (2009 loss US\$156,612 thousand).

A dividend of US\$ 644,437 thousand (2009 US\$ NIL) was paid during the year to companies within the Petropavlovsk PLC group.

## **ARICOM LIMITED**

### **Directors' Report**

#### **Directors**

Jay Hambro served as a Director throughout the year

The following changes to the directorate took place during the year

Kar Tung Raymond Woo	Appointed 17 September 2010
Andrey Maruta	Appointed 22 February 2010, resigned 17 September 2010
Brian Egan	Resigned 17 September 2010

#### **Company Secretary**

Amanda Whalley	Appointed 19 May 2011
Anna-Karolina Subczynska-Samberger	Appointed 25 June 2010, resigned 17 September 2010, reappointed 31 January 2011, resigned 19 May 2011
Lucille Dolor	Appointed 17 September 2010, resigned 31 January 2011
Heather Williams	Resigned 25 June 2010

#### **Directors' indemnities**

The Company has made no qualifying third-party indemnity provisions for the benefit of its Directors during the period or which remain in force at the date of this report other than the Directors' and Officers' insurance policy maintained by IRC Limited

#### **Supplier Payment Policy**

It is Company policy to agree and clearly communicate the terms of payment as part of the commercial arrangement negotiated with suppliers and then to pay accordingly to those terms based upon receipt of an accurate invoice

#### **Auditor**

Each of the persons who is a Director of the Company at the date of approval of this report confirms

- so far as the Director is aware, there is no relevant audit information of which the Company's Auditor is unaware, and
- the Director has taken all the steps that he ought to have taken as a Director to make himself aware of any relevant audit information and to establish that the Company's Auditor is aware of that information

**ARICOM LIMITED**  
**Directors' Report**


This confirmation is given and should be interpreted in accordance with the provisions of s418 of the Companies Act 2006

Deloitte LLP have indicated their willingness to be reappointed for another term and appropriate arrangements have been put into place for them to be deemed reappointed as auditor in the absence of an Annual General Meeting

**Approval**

This report was approved by the Board of Directors of Aricom Limited and signed on its behalf by

Jay Hambro  
Director  
9<sup>th</sup> June 2011

A handwritten signature in black ink, appearing to be 'Jay Hambro', written over a horizontal line.

## **ARICOM LIMITED**

### **Statement of Directors' Responsibilities**

The Directors are responsible for preparing the financial statements in accordance with applicable law and regulations

Company law requires the Directors to prepare financial statements for each financial period. Under that law the Directors have elected to prepare the financial statements in accordance with United Kingdom Generally Accepted Accounting Practice (United Kingdom Accounting Standards and applicable law). Under company law the Directors must not approve the financial statements unless they are satisfied that they give a true and fair view of the state of affairs of the company and of the profit or loss of the company for that period. In preparing these financial statements, the Directors are required to

- select suitable accounting policies and then apply them consistently,
- make judgements and accounting estimates that are reasonable and prudent, and
- prepare the financial statements on the going concern basis unless it is inappropriate to presume that the Company will continue in business

The Directors are responsible for keeping adequate accounting records that are sufficient to show and explain the Company's transactions and disclose with reasonable accuracy at any time the financial position of the Company and enable them to ensure that the financial statements comply with the Companies Act 2006. They are also responsible for safeguarding the assets of the Company and hence for taking reasonable steps for the prevention and detection of fraud and other irregularities.

By order of the Board



Jay Hambro

Director

9<sup>th</sup> June 2011

## **ARICOM LIMITED**

### **Independent Auditor's Report to the Members of Aricom Limited**

We have audited the financial statements of Aricom Limited for the year ended 31 December 2010 which comprise the Profit and Loss Account, the Balance Sheet and the related notes 1 to 19. The financial reporting framework that has been applied in their preparation is applicable law and United Kingdom Accounting Standards (United Kingdom Generally Accepted Accounting Practice).

This report is made solely to the Company's members, as a body, in accordance with Chapter 3 of Part 16 of the Companies Act 2006. Our audit work has been undertaken so that we might state to the Company's members those matters we are required to state to them in an auditor's report and for no other purpose. To the fullest extent permitted by law, we do not accept or assume responsibility to anyone other than the Company and the Company's members as a body, for our audit work, for this report, or for the opinions we have formed.

#### **Respective responsibilities of directors and auditor**

As explained more fully in the Directors' Responsibilities Statement, the Directors are responsible for the preparation of the financial statements and for being satisfied that they give a true and fair view. Our responsibility is to audit and express an opinion on the financial statements in accordance with applicable law and International Standards on Auditing (UK and Ireland). Those standards require us to comply with the Auditing Practices Board's Ethical Standards for Auditors.

#### **Scope of the audit of the financial statements**

An audit involves obtaining evidence about the amounts and disclosures in the financial statements sufficient to give reasonable assurance that the financial statements are free from material misstatement, whether caused by fraud or error. This includes an assessment of whether the accounting policies are appropriate to the Company's circumstances and have been consistently applied and adequately disclosed, the reasonableness of significant accounting estimates made by the Directors, and the overall presentation of the financial statements.

#### **Opinion on financial statements**

In our opinion the financial statements

- give a true and fair view of the state of the Company's affairs as at 31 December 2010 and of its loss for the year then ended,
- have been properly prepared in accordance with United Kingdom Generally Accepted Accounting Practice, and
- have been prepared in accordance with the requirements of the Companies Act 2006.

#### **Opinion on other matter prescribed by the Companies Act 2006**

In our opinion the information given in the Directors' Report for the financial period for which the financial statements are prepared is consistent with the financial statements.



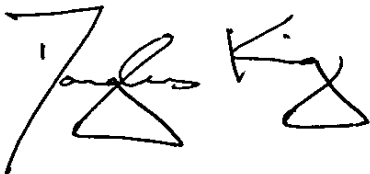
**ARICOM LIMITED**

**Independent Auditor's Report to the Members of Aricom Limited (continued)**

**Matters on which we are required to report by exception**

We have nothing to report in respect of the following matters where the Companies Act 2006 requires us to report to you if, in our opinion

- adequate accounting records have not been kept, or returns adequate for our audit have not been received from branches not visited by us, or
- the financial statements are not in agreement with the accounting records and returns, or
- certain disclosures of Directors' remuneration specified by law are not made, or
- we have not received all the information and explanations we require for our audit

A handwritten signature in black ink, appearing to read 'Douglas King', with a stylized 'D' and 'K'.

Douglas King (Senior Statutory Auditor)  
for and on behalf of Deloitte LLP  
Chartered Accountants and Statutory Auditor  
London, United Kingdom

14 June 2011

**ARICOM LIMITED**  
**Profit and Loss Account**  
**For the year ended 31 December 2010**

	Note	2010 US\$'000	2009 US\$'000
Turnover		-	10
Cost of sales		-	(8)
<b>Gross profit</b>			<b>2</b>
Net operating expenses	4	(23,849)	(172,384)
<b>Operating loss</b>		<b>(23,849)</b>	<b>(172,382)</b>
Change in fair value of derivatives		1,711	(1,711)
Profit on the disposal of a subsidiary		4,469	-
Finance income	6	593	17,481
<b>(Loss) on ordinary activities before taxation</b>		<b>(17,076)</b>	<b>(156,612)</b>
Taxation	8	-	2,395
<b>Loss for the year</b>		<b>(17,076)</b>	<b>(154,217)</b>


All gains or losses are recognised in the profit and loss account in both the current and previous year, and therefore no separate statement of total recognised gains and losses has been presented

All results relate to continuing activities

**ARICOM LIMITED**  
**Balance sheet**  
**As at 31 December 2010**

	Note	2010 US\$'000	2009 US\$'000
<b>Fixed assets</b>			
Intangible assets	9	-	717
Tangible assets	10	211	6,953
Investments	11	115,451	579,137
		<b>115,662</b>	<b>586,807</b>
<b>Current assets</b>			
Debtors due within one year	12	859	19,761
Cash at bank and on hand		11,879	180
		<b>12,738</b>	<b>19,941</b>
Creditors amounts falling due within one year	13	(12,370)	(110)
Derivative financial instruments		-	(1,711)
		<b>(12,370)</b>	<b>(1,821)</b>
<b>Net current assets</b>		<b>368</b>	<b>18,120</b>
<b>Total assets less current liabilities</b>		<b>116,030</b>	<b>604,927</b>
<b>Net assets</b>		<b>116,030</b>	<b>604,927</b>
<b>Capital and Reserves</b>			
Called up share capital	14,15	2,457	2,265
Share premium	15	19,161	1,183,520
Share option reserve	15	9,200	9,200
Translation reserve	15	(75,411)	(75,411)
Other reserves	15	24,094	23,872
Profit and loss account	15	136,529	(538,519)
<b>Shareholders' Funds</b>		<b>116,030</b>	<b>604,927</b>

The financial statements of Aricom Limited, registered number 4897906 were approved by the Board of Directors and authorised for issue on 9<sup>th</sup> June 2011 and signed on their behalf by

  
Jay Hambro  
Director

**ARICOM LIMITED**  
**Notes to the Financial Statements**  
**For the year ended 31 December 2010**

**1 General information**

Aricom Limited (the "Company") was incorporated in England and Wales on 12 September 2003

At 31 December 2010, the Company's ultimate parent entity was Petropavlovsk PLC (note 19) Petropavlovsk PLC and its subsidiaries are hereinafter referred to as the "Petropavlovsk PLC group"

**2 Basis of accounting**

The Company's financial statements have been prepared in accordance with United Kingdom generally accepted accounting principles ("UK GAAP") and in accordance with UK Company law The financial statements have been prepared on a historical cost basis

A summary of the principal accounting policies is set out below These accounting policies have been applied consistently throughout the reporting period

The Company is a wholly owned subsidiary of IRC group, itself a subsidiary of Petropavlovsk PLC group and is included in the consolidated financial statements of IRC Limited and Petropavlovsk PLC, which are both publicly available The Company has taken advantage of the exemption from preparing consolidated financial statements under s401 of the Companies Act 2006

The Company has also taken advantage of the exemptions from preparing a cash flow statement under the terms of FRS 1 "Cash Flow Statements" and FRS 29 Financial Instrument Disclosure

**Going concern**

The Directors have reviewed the Company's financial position as at 31 December 2010, cash flow forecasts and operating projections as part of their consideration of going concern As at 31 December 2010, the Company has net current assets of US\$368 thousand (2009 US\$18,120 thousand) The future cash flow and operating projections are primarily subject to the financing activity with the subsidiaries, joint ventures and associates of the IRC group, these arrangements allow the Company to generate sufficient cash flows to cover its ongoing expenses The Company has also received a letter of financial support from IRC Limited for a one year period from the date when these financial statements are authorised and issued Accordingly the Directors are satisfied that the Company will have sufficient liquidity and cash resources in order to meet its current and future obligations and they continues to adopt the going concern basis in preparing the financial statements

**3 Significant accounting policies**

**Other intangible assets**

Other intangible assets represent licensed intellectual property purchased in relation to the processing of titanium sponge These intangibles are measured at cost and are amortised on a straight line basis over their estimated useful life, which is a period of up to ten years, but dependent upon the start-up date of the Titanium Sponge Plant

**ARICOM LIMITED**  
**Notes to the Financial Statements**  
**For the year ended 31 December 2010**

**3 Significant accounting policies (continued)**

**Other tangible fixed assets and depreciation**

Other tangible fixed assets are recorded at cost, net of accumulated depreciation. Depreciation is provided on all such tangible fixed assets at rates calculated to write off the cost or valuation of each asset on a straight-line basis over its expected useful life or the life of the relevant licence, whichever is less, as follows

	Average life in years
Land and buildings	50
Plant and machinery	7-20
Office equipment	3-10
Computer equipment	3-6

Until they are brought into use fixed assets and equipment to be installed are included within assets under construction

The cost of maintenance, repairs and replacement of minor items of tangible fixed assets are charged to the profit and loss account. Renewals and betterments are capitalised. Upon sale or retirement of tangible fixed assets, the cost and related accumulated depreciation are eliminated from the Financial Statements. Any resulting gains or losses are included in the profit and loss account.

**Impairment of tangible and intangible assets excluding goodwill**

At each balance sheet date, the Company reviews the carrying amounts of its tangible and intangible assets to determine whether there is any indication that those assets have suffered an impairment loss. If any such indication exists, the recoverable amount of the asset is estimated in order to determine the extent of the impairment loss (if any).

The recoverable amount is the higher of fair value less costs to sell and value in use. In assessing value in use, the estimated future cash flows are discounted to their present value using a pre-tax discount rate that reflects current market assessments of the time value of money and the risks specific to the asset for which the estimates of future cash flows have not been adjusted.

If the recoverable amount of an asset is estimated to be less than its carrying amount, the carrying amount of the asset is reduced to its recoverable amount. An impairment loss is recognised as an expense immediately, unless the relevant asset is carried at a revalued amount, in which case the impairment loss is treated as a revaluation decrease.

Where an impairment loss subsequently reverses, the carrying amount of the asset is increased to the revised estimate of its recoverable amount, but so that the increased carrying amount does not exceed the carrying amount that would have been determined had no impairment loss been recognised for the asset in prior years. A reversal of an impairment loss is recognised as income immediately, unless the relevant asset is carried at a revalued amount, in which case the reversal of the impairment loss is treated as a revaluation increase.

**ARICOM LIMITED**  
**Notes to the Financial Statements**  
**For the year ended 31 December 2010**

**3 Significant accounting policies (continued)**

**Finance costs**

Finance costs of financial liabilities are recognised in the profit and loss account over the term of such instruments at a constant rate of the carrying amount

Finance costs which are directly attributable to the construction of tangible fixed assets are capitalised as part of the cost of those assets. The commencement of the capitalisation begins when both finance costs and expenditures for the asset are being incurred and activities that are necessary to get the assets ready for use are in progress. Capitalisation ceases when substantially all the activities that are necessary to get the asset ready for use are complete

**Foreign currencies**

Transactions denominated in other currencies, including the issue of shares, are translated at the rate of exchange ruling on the date of the transaction. Monetary assets and liabilities that are denominated in other currencies are retranslated at the rates prevailing on the balance sheet date. Exchange differences are charged or credited to the profit and loss account in the year in which they arise

The rates of exchange used to translate monetary assets and liabilities denominated in foreign currencies into US Dollars are set out below

	31 December 2010
GB Pounds Sterling	0.64

**Financial assets and liabilities**

Financial assets and financial liabilities are recognised on the Company's balance sheet when the Company becomes a party to the contractual provisions of the instrument

**Trade receivables**

Trade receivables are measured on initial recognition at fair value, and are subsequently measured at cost less allowances for estimated irrecoverable amounts. Appropriate allowances for estimated irrecoverable amounts are recognised in the profit and loss when there is objective evidence that the asset is impaired. The allowance recognised is measured as the difference between the asset's carrying amount and the present value of estimated future cash flows discounted at the effective interest rate computed at initial recognition

**ARICOM LIMITED**  
**Notes to the Financial Statements**  
**For the year ended 31 December 2010**

**3 Significant accounting policies (continued)**

**Investments**

Investments are recognised and derecognised on a trade date where a purchase or sale of an investment is under a contract whose terms require delivery of the investment within the timeframe established by the market concerned and are initially measured at cost, including transaction costs

Other investments are classified as either held-for-trading or available-for-sale, and are measured at subsequent reporting dates at fair value. Where securities are held for trading purposes, gains and losses arising from changes in fair value are included in net profit or loss for the period.

**Cash in bank and on hand**

Cash in bank and on hand comprises cash on hand held by the Company and short-term bank deposits with an original maturity of three months or less.

**Taxation including deferred taxation**

Current tax, including UK corporation tax and foreign tax, is provided at amounts expected to be paid (or recovered) using the tax rates and laws that have been enacted or substantively enacted by the balance sheet date.

Full provision is made for deferred taxation on all timing differences that have arisen but not reversed at the balance sheet date, except that deferred tax assets are only recognised to the extent that it is more likely than not that they will be recovered. Deferred tax is measured on a non-discounted basis at the tax rates that are expected to apply in the periods in which timing differences reverse, based on tax rates and laws enacted or substantially enacted at the balance sheet date.

**4 Net operating expenses**

	2010 US\$'000	2009 US\$'000
Fees payable to the Company's auditor for the audit of the Company's accounts pursuant to legislation	32	7
Depreciation	71	12
Payroll	-	2,404
Consulting services	88	236
Travel and entertainment	68	206
Insurance	15	528
Cost associated with acquisition of Aricom by Petropavlovsk PLC	-	5,617
Impairment loss (note 5)	23,484	162,270
Foreign exchange loss	11	165
Other operating expenses	80	939
<b>Net operating expenses</b>	<b>23,849</b>	<b>172,384</b>

**ARICOM LIMITED**  
**Notes to the Financial Statements**  
**For the year ended 31 December 2010**

The Company had no employees for the year ended 31 December 2010

**5 Impairment**

In 2010, the Company was advised that its joint venture partner Aluminium Corporation of China Limited ("Chinalco") had decided to withdraw from some of its non-core ventures and consequently no longer wishes to proceed with the Titanium Sponge Joint Venture. To date the Company invested approximately US\$20,815 thousand (this amount was offset by a translation difference of US\$3,723 thousand recognised in 2008) in the joint venture, and a further US\$15,288 thousand in the titanium sponge processing technology, which was expected to be recharged to the joint venture. The company has made the decision to defer the building of the plant and there is uncertainty as to the eventual outcome of the joint venture activities. As a consequence of this the recoverability of the amounts invested is in doubt.

Therefore, the directors have concluded that the most appropriate course of action is to provide for impairment against the invested amounts of US\$28,863 thousand. This impairment has been allocated to intangible assets US\$717 thousand, assets under construction US\$14,571 thousand and interest in joint venture US\$13,575 thousand. The impairment took into account the recoverable value of the Company's share of the joint venture of US\$3,517 thousand which reflected the Company 65% share of the cash within the joint venture, net of its liabilities.

A reversal of previous impairment in receivables from Peter Hambro Mining Treasury UK Limited for the amount of US\$5,379 was also recognised as a result of the repayment of the original loan amount in full.

**6 Finance income**

	2010 US\$'000	2009 US\$'000
Investment income		
Income from cash and cash equivalents	-	(180)
Interest earned on amounts lent to subsidiaries of IRC group	(593)	(566) <sup>(a)</sup>
Dividend received from subsidiaries of IRC group	-	(17,025) <sup>(a)</sup>
		(17,771)
Less		
Other finance charges	-	290
<b>Net finance income</b>	<b>(593)</b>	<b>(17,481)</b>

(a) The amounts as at 31 December 2009 related to balances with companies of Petropavlovsk PLC Group



**ARICOM LIMITED**  
**Notes to the Financial Statements**  
**For the year ended 31 December 2010**

**7 Directors' Remuneration**

The Directors received no emoluments in respect of their services as Directors of the Company for the year ended 31 December 2010. The Directors are also Directors of IRC Limited and their remuneration in respect of their roles as Directors of IRC Limited is set out in the Directors' Remuneration report in the annual report for IRC Limited for the year ended 31 December 2010. The annual report is publicly available at [www.ircgroup.com.hk](http://www.ircgroup.com.hk)

**8 Taxation**

The tax credit comprises

	2010 US\$'000	2009 US\$'000
Prior year adjustment	-	(1,567)
Deferred tax prior year adjustment	-	( 828)
Total current tax credit	-	(2,395)

The difference between the total current tax shown above and the amount calculated by applying the standard rate of UK corporation tax to the profit/loss before tax is as follows

	2010 US\$'000	2009 US\$'000
Loss on ordinary activities before tax	(17,076)	(156,612)
Tax credit at the UK corporation tax rate of 28%	(4,781)	(43,851)
Non-deductible expenses	8,082	46,821
Non-taxable income	(3,237)	(2,545)
Tax effect of losses not recognised	-	(425)
Prior year losses utilised	(64)	-
Prior year adjustment	-	(1,567)
Current tax credit for the period	-	(1,567)

At 31 December 2010 the Company has unused tax losses of US\$1,818 thousand (2009 US\$2,046 thousand). No deferred tax asset has been recognised in respect of these losses as there is no sufficient certainty that there will be sufficient taxable profit against which to offset these losses in future.

**ARICOM LIMITED**  
**Notes to the Financial Statements**  
**For the year ended 31 December 2010**

**9 Intangible assets**

	Intellectual property US\$'000	Total US\$'000
<b>Cost or valuation</b>		
Cost at 1 January 2010	717	717
Additions		
Impairment losses	(717)	(717)
At 31 December 2010	-	-
<b>Accumulated depreciation</b>		
At 1 January 2010	-	-
Charge for the year	-	-
At 31 December 2010	-	-
<b>Net book value</b>	-	-

Intangible assets represent amounts paid to acquire licensed intellectual property in relation to the processing of titanium sponge. The Company reviewed the carrying amount of its intangible assets and determined that those assets have suffered an impairment loss (note 5)

**10 Tangible fixed assets**

	Equipment, fixtures and fittings US\$'000	Other fixed assets US\$'000	Assets under construction US\$'000	Total US\$'000
<b>Cost or valuation</b>				
Cost at 1 January 2010	118	125	6,766	7,009
Additions	-	-	7,900	7,900
Disposals	-	-	-	-
Impairment	-	-	(14,571)	(14,571)
At 31 December 2010	118	125	95	338
<b>Accumulated depreciation</b>				
At 1 January 2010	(47)	-	(9)	(56)
Charge for the year	(71)	-	-	(71)
At 31 December 2010	(118)	-	(9)	(127)
<b>Net book value</b>				
At 31 December 2010	-	125	86	211
At 31 December 2009	71	125	6,757	6,953

Assets under construction represent amounts paid in relation to the construction of the Titanium Sponge Plant JV. As at 31 December 2010 the investment in the Titanium Sponge project was impaired (note 5)

**ARICOM LIMITED**  
**Notes to the Financial Statements**  
**For the year ended 31 December 2010**

**11 Investments**

	Investments in IRC group subsidiaries US\$'000	Investments in joint ventures US\$'000	Other Investments US\$'000	Total US\$'000
At 1 January 2010	561,692	17,092	353	579,137
Additions (i)	14,164	-	-	14,164
Disposals (ii)	(464,275)	-	-	(464,275)
Impairment losses	-	(13,575)	-	(13,575)
At 31 December 2010	111,581	3,517	353	115,451

Additions to investments in IRC group companies during the current year represent capital injections into the companies. Significant changes to the Company's investments are outlined below.

- (i) The Company invested an additional US\$14,164 thousand in Aricom UK Limited, of which US\$222 thousand reflects the cost of the LTIP awards granted to employees of its subsidiaries. Full information on the LTIP awards is given in the consolidated accounts of IRC Limited.
- (ii) On 10 June 2010 the entire shareholding in Aricom Treasury of US\$62,004 thousand and in Aricom Finance of US\$402,271 thousand were sold to Petropavlovsk PLC for consideration of US\$63,145 thousand and US\$405,599 thousand respectively.

The Company has invested in the following IRC Limited group subsidiaries:

	Country of incorporation	Principal activity	Proportion of shares held
Aricom UK Limited	United Kingdom	Holding company	100%
Arfin Limited	Cyprus	Finance company	100%
OOO Rubicon	Russia	Bridge project	90% <sup>(a)</sup>

(a) The company has indirect holding of 100% in OOO Rubicon.

The Company has invested in the following joint ventures:

	Country of incorporation	Principal activity	Proportion of shares held
Heilongjiang Jaital Titanium Co., Limited	China	Titanium Joint Venture project	65%

**ARICOM LIMITED**  
**Notes to the Financial Statements**  
**For the year ended 31 December 2010**

**12 Debtors**

	2010 US\$'000	2009 US\$'000
<b>Debtors: amounts falling due within one year</b>		
VAT recoverable within one year	771	759
Amounts due from Petropavlovsk PLC	-	3,358
Amounts due from subsidiaries of Petropavlovsk PLC group	-	15,578
Prepayments and accrued income	39	59
Other debtors	49	7
	<b>859</b>	<b>19,761</b>

**13 Creditors**

	2010 US\$'000	2009 US\$'000
Trade creditors	-	9
Other creditors	1	1
Accruals and deferred income	7,927	86
Amounts due to Petropavlovsk PLC	24	7
Amounts due to subsidiaries of IRC group	4,418	7 <sup>(a)</sup>
	<b>12,370</b>	<b>110</b>

(a) The amounts as at 31 December 2009 related to balances with companies of Petropavlovsk PLC Group

The Directors estimate that the carrying amount of creditors approximates their fair value

**14 Share Capital**

	31 December 2010		31 December 2009	
	No. of shares '000	US\$'000	No. of shares '000	US\$'000
<i>Authorised</i>				
Ordinary shares of £0 0001 each	20,000,000	-	20,000,000	-
<i>Allotted, called up and fully paid</i>				
Ordinary shares of £0 0001 each	13,163,537	2,457	11,828,638	2,265

Details of the ordinary shares in issue at the commencement of the year, ordinary shares issued during the year and ordinary shares in issue at the year-end are given in the table below

**ARICOM LIMITED**  
**Notes to the Financial Statements**  
**For the year ended 31 December 2010**

**14 Share capital (continued)**

Date	Description	Price GBP	No of shares
<b>01 January 2010</b>	Number of ordinary shares in issue at the commencement of the year		11,828,637,632
26 May 2010	Ordinary shares issued	0.08	1,330,000,000
31 August 2010	Ordinary shares issued	1.00000021874	1,761,854
01 September 2010	Ordinary shares issued	1.00000012000	2,450,336
12 October 2010	Ordinary shares issued	1.000000497440	69,034
19 November 2010	Ordinary shares issued	1.0000005177	544,117
17 December 2010	Ordinary shares issued	99.99983234270	74,162
<b>31 December 2010</b>	Number of ordinary shares in issue at the end of the year		13,163,537,135

**15 Reserves**

	Share Capital US\$'000	Share Premium US\$'000	Share option reserve US\$'000	Profit and loss account US\$'000	Translation reserve US\$'000	Other reserves US\$'000	Total US\$'000
<b>At 1 January 2010</b>	<b>2,265</b>	<b>1,183,520</b>	<b>9,200</b>	<b>(538,519)</b>	<b>(75,411)</b>	<b>23,872</b>	<b>604,927</b>
Total recognised loss	-	-	-	(17,076)	-	-	(17,076)
Issue of ordinary shares	192	172,202	-	-	-	-	172,394
Reduction in share premium <sup>(a)</sup>	-	(1,336,561)	-	1,336,561	-	-	-
Dividend paid to Petropavlovsk PLC <sup>(b)</sup>	-	-	-	(644,437)	-	-	(644,437)
Parent Capital contribution (note 16)	-	-	-	-	-	222	222
<b>At 31 December 2010</b>	<b>2,457</b>	<b>19,161</b>	<b>9,200</b>	<b>136,529</b>	<b>(75,411)</b>	<b>24,094</b>	<b>116,030</b>
<b>At 1 January 2009</b>	<b>2,265</b>	<b>1,183,520</b>	<b>10,955</b>	<b>(386,211)</b>	<b>(75,210)</b>	<b>22,200</b>	<b>757,519</b>
Total recognised loss	-	-	-	(154,217)	(201)	-	(154,418)
Share-based payments	-	-	154	-	-	-	154
Parent Capital contribution	-	-	-	-	-	1,672	1,672
Option replaced on acquisition	-	-	(1,909)	1,909	-	-	-
<b>At 31 December 2009</b>	<b>2,265</b>	<b>1,183,520</b>	<b>9,200</b>	<b>(538,519)</b>	<b>(75,411)</b>	<b>23,872</b>	<b>604,927</b>

(a) On 27 May 2010 the Company undertook a capital reduction following a solvency statement under section 642 of the Companies Act 2006

(b) On 21 June 2010 the Company distributed dividends in the amount of \$644,437 thousand to Petropavlovsk PLC to facilitate the Group restructuring in preparation for the listing of the Iron Ore division on the Hong Kong Stock Exchange. Of this amount \$22,460 thousand was paid in cash, the remainder was offset against amounts owing by Petropavlovsk PLC

**ARICOM LIMITED**  
**Notes to the Financial Statements**  
**For the year ended 31 December 2010**

**16 Share-based payments**

For the year ended 31 December 2010 Company recorded an expense of US\$222 thousand (2009 US\$1,634 thousand) in respect of the Aricom LTIP and the Replacement LTIP. The full details of equity-settled share awards are disclosed in IRC Limited annual report. The annual report is publicly available at [www.ircgroup.com.hk](http://www.ircgroup.com.hk)

**17 Related party transactions**

The Company applied exemption provided by FRS 8 Related Party Disclosures in relation to disclosure of transactions with wholly-owned subsidiaries of the IRC group.

Petropavlovsk PLC, the ultimate holding company and its subsidiaries and joint ventures are considered to be related parties due to Mr Peter Hambro, Mr George Jay Hambro and Dr Pavel Maslovskiy shareholdings and directorships in those companies and Petropavlovsk PLC.

Mr Peter Hambro is a Director and beneficiary owner of Peter Hambro Limited.

Transactions with related parties the Company entered into during the year ended 31 December 2010 and 2009 are set out below.

**Trading Transactions**

Related party transactions the Company entered into that relate to the day to day operation of the business are set out below.

	Sales to related parties		Purchases from related parties	
	2010 US\$'000	2009 US\$'000	2010 US\$'000	2009 US\$'000
Petropavlovsk PLC	-	-	104	168
Peter Hambro Limited	-	-	-	36
Millennium Implementation Limited	-	-	-	56
Aricom Rouble Treasury UK Limited	17	-	-	-
Aricom Finance UK Limited	26	-	-	-

**ARICOM LIMITED**  
**Notes to the Financial Statements**  
**For the year ended 31 December 2010**

**17 Related party transactions (continued)**

**Trading Transactions (continued)**

The outstanding balances with related parties at 31 December 2010 and 2009 are as follows

	Amounts owed by related parties		Amounts owed to related parties	
	2010 US\$'000	2009 US\$'000	2010 US\$'000	2009 US\$'000
Petropavlovsk PLC	-	-	24	-
Aricom Finance UK Limited	26	-	-	-
Aricom Rouble Treasury UK Limited	17	-	-	-

**18 Subsequent events**

From January to April 2011, the Company issued 4,784,913 ordinary shares for a total consideration of US\$7,500 thousand

**19 Parent undertaking**

The Company's immediate parent is Thorholdco Limited, which in itself is a subsidiary of IRC Limited group. Copies of the consolidated accounts of IRC Limited are publicly available at [www.ircgroupp.com.hk](http://www.ircgroupp.com.hk)

The Company's ultimate parent is Petropavlovsk PLC, a company registered in England and Wales. Copies of the consolidated accounts of Petropavlovsk PLC are available from Companies House, Crown Way, Cardiff, CF14 3UZ or on the internet at [www.petropavlovsk.net](http://www.petropavlovsk.net)

**Aricom Limited** (registered number 4897906) has taken advantage of the exemption from preparing consolidated financial statements under s401 of the Companies Act 2006. Aricom Limited is consolidated into IRC Limited whose accounts are provided below.

**Hong Kong Stock Code: 1029**

**IRC**

**Report and financial statements**

**31 December 2010**

LD2

27/06/2011  
COMPANIES HOUSE



## Corporate Governance Report

The Management and Board of IRC are committed to promoting good corporate governance to safeguard the interests of the shareholders and to enhance the Group's performance. Throughout the year, the Company was in compliance with the code provisions of the Code on Corporate Governance Practices as set out in Appendix 14 of the Rules Governing the Listing of Securities on The Stock Exchange of Hong Kong Limited (the "Listing Rules")

### Directors' securities transactions

The Company has adopted the Model Code for Securities Transactions by Directors of Listed Issuers set out in Appendix 10 of the Listing Rules (the "Model Code"). The Directors have complied with the standard set out in the Model Code throughout the year ended 31 December 2010.

### Board of Directors

The Board of Directors (the "Board") of the Company provides leadership and supervises the overall direction of the Group's businesses. The day-to-day management however has been delegated to the Executive Directors. The Board comprises of eight Directors, three Executive Directors, three Independent Non-Executive Directors and two Non-Executive Directors. One of the Independent Non-Executive Directors possesses the appropriate professional accounting qualifications or related financial management expertise as required under the Listing Rules.

Each of the Independent Non-Executive Directors has made an annual confirmation of independence pursuant to rule 3.13 of the Listing Rules. The Board meets regularly to review financial statements, material investments in new projects, dividend policy, major financings, treasury policies and changes in accounting policies. All Directors have

access to board papers and related materials which are provided on a timely manner.

The Company Secretary keeps the minutes of Board meetings.

The full Board met twice in 2010. Attendance of individual Directors is listed below.

### Attendance

#### Executive Directors

Mr G J Hambro, Chairman 2/2

Mr YV Makarov, Chief Executive Officer 2/2

Mr R K T Woo, Chief Financial Officer 2/2

#### Independent Non-Executive Directors

Mr D R Bradshaw, Senior Independent Non-Executive Director 2/2

Mr J E Martin Smith, 2/2

Mr C F Li, 2/2

#### Non-Executive Directors

Dr P A Maslovskiy, 2/2

Mr S Murray, CBE, *Chevalier de la Legion d'honneur*, 2/2

\* Appointed on 3 September 2010, resigned on 14 September and reappointed on 16 November 2010

---

Mr YV Makarov, Chief Executive Officer, is the stepson of Dr P A Maslovskiy, a Non-Executive Director. Mr G J Hambro is the son of Mr P C P Hambro, a substantial shareholder in Petropavlovsk PLC.

---

The Independent Non-Executive Directors are appointed for a specific term and are subject to retirement by rotation.

## Corporate Governance Report Continued

### **Remuneration Committee**

The Remuneration Committee was established by the Board on 3 September 2010. The Committee consists of the three Independent Non-Executive Directors.

The Committee met once in 2010. Attendance of individual Directors is listed below.

### **Attendance**

Mr J E Martin Smith – Chairman of the Remuneration Committee 1/1

Mr D R Bradshaw – Independent Non-Executive Director 1/1

Mr C F Li – Independent Non-Executive Director 1/1

The principal duty of the Committee is to review and make recommendations to the Board on the Group's policy and structure for all remuneration of Directors and senior management. In doing this, professional advice may be sought if considered necessary. No Directors or any of his/her associates is involved in deciding his/her own remuneration.

### **Auditor's Remuneration**

For the year ended 31st December 2010, fees payable to IRC's auditor for audit and non-audit services amounted to US\$459,000 and US\$2,838,000 respectively.

### Audit Committee

The Audit Committee was established by the Board on 3 September 2010

The Committee met once in 2010. Attendance of individual Directors is listed below

Mr C F Li – Chairman of the Audit Committee 1/1  
Mr D R Bradshaw – Independent Non Executive Director 1/1  
Mr J E Martin Smith – Independent Non Executive Director 1/1

By reference to "A Guide for The Formation of An Audit Committee" published by the Hong Kong Institute of Certified Public Accountants and the code provision C3.3 (the "Code Provision") of the Code on Corporate Governance Practices, Appendix 14 of the Listing Rules, written terms of reference (the "Terms") which describe the authority and duties of the Audit Committee were prepared and adopted by the Board of the Company on 3 September 2010. The principal duties of the Audit Committee include the review and supervision of the Group's financial reporting system and internal control procedures. During 2010, the Audit Committee met to review the 2010 annual report and accounts and held discussions with the external auditor regarding financial reporting, compliance, scope of audit, policies for maintaining independence and reported to the Board.

The Board acknowledges its responsibility to ensure that sound and effective internal control systems are maintained so as to safeguard the Group's assets and the interest of shareholders. The Board is responsible for reviewing the internal control policies and has delegated the day-to-day management of operational risks to the Executive Committee. During the year, independent consultants were hired to assist the Board to perform a high-level risk assessment of the Group, which entails identifying, analysing and assessing key risks faced by the Group. By reference to a

globally recognised internal controls framework, the high-level risk assessment covered all key controls including financial, compliance and operational controls and risk management systems.

### Health, Safety and Environment Committee

The Health, Safety and Environment Committee was established by the Board on 3 September 2010.

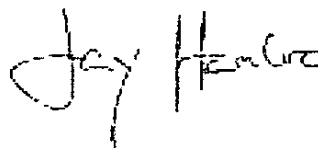
The Health, Safety and Environment Committee oversees the Company's position in relation to these matters.

## Directors' Responsibility Statement

The Directors acknowledge their responsibility for preparing the financial statements of the Group in accordance with statutory requirements and applicable accounting standards. The Group's annual results and interim results are announced in a timely manner.

The Auditors' Report to the shareholders states the auditors' reporting responsibilities.

On behalf of the Board



G J Hambro  
Chairman

Hong Kong, 28 February 2011

# Directors' Report

The Directors present their annual report and the audited consolidated financial statements of the Company and its subsidiaries (collectively referred to as the "Group") for the year ended 31 December 2010

## Corporate reorganisation and Initial Public Offering

The Company was incorporated with limited liability in Hong Kong on 4 June 2010 under the Hong Kong Companies Ordinance

Pursuant to a reorganisation scheme to rationalise the structure of the Group in preparation for the public listing of the Company's shares on the Stock Exchange of Hong Kong Limited (the "Stock Exchange"), the Company became the holding company of the companies now comprising the Group on 5 August 2010

Details of the group reorganisation are set out in note 2 to the consolidated financial statements and the Company's Prospectus dated 30 September 2010

The shares of the Company were listed on the Stock Exchange with effect from 21 October 2010

## Principal activities

The Company is principally engaged in the production and development of industrial commodities products that are used in industry across the world. The activities of the Group are set out in note 45 to the consolidated financial statements

The analysis of the principal activities and geographical locations of the operation of the Group for the year ended 31 December 2010 is set out in note 6 to the consolidated financial statements

## Results

The results of the Group are set out in the consolidated income statement and statement of comprehensive income on page 60 and in the accompanying notes to the consolidated financial statements

A discussion and analysis of the Group's performance during the year is set out in the Results of Operations section on page 54 of this annual report

## Dividend

The Board does not recommend the distribution of a final dividend for the year ended 31 December 2010

## Property, plant and equipment

Details of the movements in property, plant and equipment during the year are set out in note 20 to the consolidated financial statements

## Share capital

Details of the movements in the share capital of the Company during the year are set out in note 33 to the consolidated financial statements

## Share option scheme

Information on the share option scheme is set out in note 38 to the consolidated financial statements

## Reserves

Details of movements in reserves during the year are set out in the section "Consolidated Statement of Changes in Equity" of the consolidated financial statements

## Directors

The directors of the Company (the "Directors") during the year and up to the date of this report were

George Jay Hambro (appointed on 4 June 2010)  
Yury Makarov (appointed on 4 June 2010)  
Raymond Kar Tung Woo (appointed on 30 July 2010)  
Dr Pavel Maslovskiy  
(appointed on 3 September 2010)  
Daniel Rochfort Bradshaw  
(appointed on 3 September 2010)  
Jonathan Eric Martin Smith  
(appointed on 3 September 2010)  
Chuang-fei Li (appointed on 3 September 2010)

Simon Murray, CBE, *Chevalier de la Legion d'honneur*  
(appointed on 3 September 2010,  
resigned on 14 September 2010, and  
re-appointed on 16 November 2010)

The Hon. Nicholas John Powell\*  
(appointed on 3 September 2010 and  
resigned on 14 September 2010)

Karen Jane Benest\*\*  
(appointed on 4 June 2010 and  
resigned on 6 August 2010)

Mark Patrick Gerard Lewis\*\*  
(appointed on 4 June 2010 and  
resigned on 6 August 2010)

Richard John Stobart Prosser\*\*  
(appointed on 4 June 2010 and  
resigned on 6 August 2010)

\* alternate to Simon Murray for the pre IPO period  
\* appointed as temporary directors for the purpose of  
re structuring

## Directors' service contracts

The Company has entered into letters of appointment with each of its Directors, pursuant to which each Director is appointed for a term of three years and are subject to termination in accordance with their respective terms

## Directors' interests

As at 31 December 2010, the interests or short positions of the Directors and chief executives of the Company in the shares, underlying shares and debentures of the Company or any of its associated corporations (within the meaning of Part XV of the Securities and Futures Ordinance ("SFO") which were notified to the Company and The Stock Exchange of Hong Kong Limited ("Stock Exchange") pursuant to Divisions 7 and 8 of Part XV of the SFO (including interests or short positions which they were taken or deemed to have under such provisions of the SFO), or which were recorded in the register required to be kept by the Company under Section 352 of the SFO, or which were

required, pursuant to the Model Code for Securities Transactions by Directors as set out in Appendix 10 of the Listing Rules and adopted by the Company (the "Model Code"), to be notified to the Company and the Stock Exchange, were as follows

## Long positions in shares of the company

Name of director	Nature of interest	Number of shares in the Company	Percentage of issued shares in the Company
George Jay Hambro	Contingent beneficial interest <sup>1</sup>	23,220,000	0.69%
Yury Makarov	Contingent beneficial interest <sup>1</sup>	20,317,500	0.60%
Raymond Kar Tung Woo	Contingent beneficial interest <sup>1</sup>	14,512,500	0.43%

Name of director	Nature of interest	No. of shares in Petropavlovsk PLC ("Petropavlovsk")	Percentage of issued shares in Petropavlovsk
George Jay Hambro	Contingent beneficial interest	54,166	0.08% <sup>2</sup>
Yury Makarov	Contingent beneficial interest	41,666	0.07% <sup>2,3</sup>
	Beneficial interest	53,846	0.03% <sup>4</sup>
Dr Pavel Maslovskiy	Interest of a controlled corporation and beneficial interest	16,861,696	8.98% <sup>5</sup>

Mr George Jay Hambro is the son of Mr Peter Hambro, the Chairman of Petropavlovsk PLC. Mr Yury Makarov is the stepson of Dr Pavel Maslovskiy, the Chief Executive Officer of Petropavlovsk PLC and a Non-Executive Director of IRC.

<sup>1</sup> An Employee Benefit Trust ("EBT") was established for the purpose of making appointments and settling awards made under the Long-Term Incentive Plan (the "LTIP"). The LTIP is to provide equity incentives over already issued Shares to selected employees of the Group, including executive directors of the Company but excluding directors of Petropavlovsk. The trustee of the EBT is SG Hambros Trust Company (Channel Islands) Limited. It is intended that the EBT shall not hold more than 5% of the outstanding share capital of the Company at any time. As at 31 December 2010, the EBT held 116,100,000 shares of the Company, representing 3.45% of the total issued share capital of the Company. Awards may be granted and appointments may be made in accordance with the terms of the EBT to eligible employees for the benefit of their families under the terms of the LTIP by the EBT. Any such award shall be subject to the recommendation of the Remuneration Committee of the Board (the "Committee"), with respect to the terms of such award and the exercise of any discretions. The same vesting conditions shall be applied to awards granted by the EBT as are applied to awards granted at the same time by the Committee.

<sup>2</sup> These are conditional interests in shares in Petropavlovsk held in Petropavlovsk's employee benefit trust (the "Petropavlovsk EBT") and relate to performance share awards which the trustee of the Petropavlovsk EBT granted on 26 June 2010 under Petropavlovsk's long term incentive plan and in accordance with the terms of the Petropavlovsk EBT for the benefit of the families of each of Jay Hambro and Yury Makarov.

<sup>3</sup> Assuming the issued share capital of Petropavlovsk is increased only by the number of shares to be issued to Yury Makarov upon the vesting of the shares awarded to him pursuant to Petropavlovsk's long term incentive plan on 26 June 2010.

<sup>4</sup> Yury Makarov was awarded shares in Petropavlovsk in April 2009 pursuant to the merger of Aricom and Petropavlovsk (then known as Peter Hambro Mining plc). These shares vested in February 2010 and are currently held in the Petropavlovsk EBT.

<sup>5</sup> Dr Pavel Maslovskiy and his associated corporations had, in aggregate, a 8.98% interest in Petropavlovsk. Subsequent to 31 December, 2010, Dr Pavel Maslovskiy and his associated corporations decreased their Shareholdings to 14,798,486 shares, representing a 7.88% interest in Petropavlovsk.

## Long positions in shares of an associated corporation

Name of Director	Name of associated corporation	Capacity and nature of interest	Number of Shares
Dr Pavel Maslovskiy	Petropavlovsk	Beneficial owner and interest of a controlled corporation	16,861,696 <sup>1</sup>
Mr George Jay Hambro	Petropavlovsk	Contingent beneficial interest	54,166
Mr Yury Makarov	Petropavlovsk	Contingent beneficial interest and beneficial owner	95,512

## Directors' interests in competing businesses

Except as described below, none of the Directors of the Company or their respective associates was interested in, apart from the Group's businesses, any business which competes or is likely to compete, either directly or indirectly, with the businesses of the Group

Petropavlovsk is the ultimate holding company of the Company after group reorganisation. Petropavlovsk and its subsidiaries ("Petropavlovsk Group") are principally engaged in the exploration, development and production of precious metal deposits in Russia. The Directors do not consider Petropavlovsk to be a competitor of the Company because Petropavlovsk focuses on different commodities to the Company. However, the Company and Petropavlovsk have entered into a Deed of Non-Competition (the "Deed") to ensure that their respective businesses do not compete. The Deed, dated 22 September 2010, commenced from the Listing Date (21 October 2010) and shall continue in force until such time as the shares of the Company cease to be listed on the Stock Exchange or until Petropavlovsk controls less than 50% of the issued share capital of the Company.

The directors confirm that the company was in compliance with the terms of the Deed during the year ended 31 December 2010.

During the year and up to the date of this report, the following Directors (not being the independent non-executive directors) have interests in Petropavlovsk

- (i) Dr Pavel Maslovskiy is a director and shareholder of Petropavlovsk,
- (ii) George Jay Hambro and Yury Makarov are shareholders of Petropavlovsk, and
- (iii) George Jay Hambro serves as a part-time consultant to Petropavlovsk.

## Directors' interests in contracts

No Director had a material interest, either directly or indirectly, in any contract of significance to the business of the Group to which the Company or any of its subsidiaries was a party during the year ended 31 December 2010.

## Appointment of Independent Non-Executive Directors

The Company has received, from each of the independent non-executive directors, an annual confirmation of his independence pursuant to Rule 3.13 of the Listing Rules. The Company considers all of the independent non-executive directors are independent.

<sup>1</sup> Dr Pavel Maslovskiy and his associated corporations had, in aggregate, a 8.98% interest in Petropavlovsk. Subsequent to 31 December, 2010, Dr Pavel Maslovskiy and his associated corporations decreased their Shareholdings to 14,798,486 shares, representing a 7.88% interest in Petropavlovsk.

## Substantial shareholders' and other persons' interests

So far as is known to any Director or chief executive of the Company, as at 31 December 2010, the Company's shareholders (other than Directors or chief executives of the Company) who had interests or short positions in the shares or underlying shares of the Company which would fall to be disclosed to the Company under the provisions of Divisions 2 and 3 of Part XV of the SFO, or which were recorded in the register required to be kept by the Company as under Section 336 of the SFO were as follows

Name of shareholder	Capacity	Number of Shares
Petropavlovsk PLC	Corporate interest	2,205,900,000
Cayron Limited*	Interest of a controlled corporation	2,205,900,000
Blackrock, Inc	Interest of a controlled corporation	219,600,000
General Enterprise Management Services Limited ("GEMS")	Interest of a controlled corporation	215,568,000
ARF Investment Management Limited	Investment manager	215,568,000
Asia Resources Fund Limited	Interest of a controlled corporation	215,568,000
Development Bank of Japan Inc ***	Interest of a controlled corporation	215,568,000
General Enterprise Management Services (International) Limited	Interest of a controlled corporation	215,568,000
Marbella Holdings Limited **	Beneficial owner	215,568,000

- \* Cayron Limited is a wholly owned subsidiary of Petropavlovsk PLC
- Marbella Holdings Limited is a wholly-owned subsidiary of Asia Resources Fund Limited, which is managed by ARF Investment Management Limited which is a wholly owned subsidiary of General Enterprise Management Services (International) Limited
- \*\*\* Development Bank of Japan Inc. holds a 46.51% interest in Asia Resources Fund Limited

Save as disclosed above and those disclosed under "Directors' Interests", the Group had not been notified of other interests representing 5% or more of the issued share capital of the Company as at 31 December 2010

As at 31 December 2010, the Company had not been notified of any short positions being held by any substantial shareholder in shares or underlying shares of the Company, which are required to be recorded in the register required to be kept under Section 336 of Part XV of the Securities and Futures Ordinance

## Purchase, sale or redemption of the Company's listed securities

During the year neither the Company nor any of its subsidiaries has purchased, sold or redeemed any of the Company's listed securities



## Continuing Connected Transactions

Pursuant to Chapter 14A of the Listing Rules, the following non-exempt connected transactions require disclosure in the annual report of the Company

Connected transactions	Connected Persons	Cap for 2010 US\$'000	Actual amount for 2010 US\$'000
A Shared Services Agreement	Petropavlovsk and/or its subsidiaries	2,035	1,437
B Technical Services Agreement	Petropavlovsk and/or its subsidiaries	42,000	28,939
C Helicopter Lease Agreement	Petropavlovsk and/or its subsidiaries	1,000	805
D Helicopter Services Agreement	Petropavlovsk and/or its subsidiaries	2,000	218
E Aircraft Agreement	Millennium Implementation Limited	1,000	Nil
F Banking Arrangements	OJSC Asian-Pacific Bank	30,000	13,531
G Apatit Services Agreements	OJSC Apatit	5,000	3,974

The actual amount of these transactions did not exceed the respective caps

The connected transactions described in items A to D, concern transactions between the Group and Petropavlovsk. Petropavlovsk, through its wholly-owned subsidiary Cayiron Limited, is a substantial shareholder of the Company, and therefore a connected person pursuant to Listing Rule 14A 11(1). Furthermore, Petropavlovsk's subsidiaries are also connected persons of the Company as they are associates of Petropavlovsk. Accordingly, transactions between the Group and Petropavlovsk, and between the Group and Petropavlovsk's subsidiaries, are connected transactions for the purpose of Chapter 14A of the Listing Rules

### A Shared Services Agreement

The Group procures certain services from Petropavlovsk, and provides certain services to Petropavlovsk ("Shared Services"). On 29 September 2010, the Company and Petropavlovsk entered into an agreement in respect of Shared Services (the "Shared Services Agreement"), for a term of three years. The Shared Services Agreement is intended to provide an overarching framework for provision of the shared services. The Shared Services comprise (i) shared office

space, (ii) legal services, (iii) management and information technology services, (iv) administrative services and (v) an equipment lease. Except for (v) equipment lease, which is based on arm's length basis, all other services are recharged based on cost plus a markup of 10%.

### B Technical Services Agreement

On 29 September 2010, the Group and Petropavlovsk entered into a technical services agreement (the "Technical Services Agreement") for a term of three years. The Technical Services Agreement provides an overarching agreement which governs Petropavlovsk's provision of technical services to the Group. Prior to the merger of Aricom and Petropavlovsk, Aricom procured technical services from Petropavlovsk on a "cost plus margin" basis. The independent directors of Aricom considered that this was a reasonable arm's length basis on which technical services could be procured. The Group has adopted a "cost plus 10% markup" approach, and the Directors consider that it represents reasonable arm's length terms. The technical services comprise (i) construction services, (ii) engineering and design services and (iii) exploration and geological services.

**C Helicopter Lease Agreement**

LLC GMMC, a subsidiary of the Company, provides MC Petropavlovsk with helicopter services pursuant to a helicopter lease agreement ("Helicopter Lease Agreement") dated 29 September 2010. Under the Helicopter Lease Agreement, LLC GMMC leases its helicopter to MC Petropavlovsk for use in Petropavlovsk's operations. MC Petropavlovsk is a subsidiary of Petropavlovsk, and therefore it is a connected person of the Company for the purposes of Chapter 14A of the Listing Rules. Although the Petropavlovsk Group owns two helicopters, it is still necessary for it to procure helicopter services from the Group. This is because at various times one or both of the helicopters may be under repair and maintenance. This arrangement provides the Petropavlovsk Group with continuous access to a helicopter service. The terms and conditions of the Helicopter Lease Agreement are no more favourable to MC Petropavlovsk than those that would be offered to independent third parties. The agreement has been in place for a year, with MC Petropavlovsk paying US\$900,000 for helicopter services provided in 2009. The Helicopter Lease Agreement has been amended and varied pursuant to a deed of variation to ensure compliance with Chapter 14A of the Listing Rules and, under the terms of the amended agreement, the amount charged to MC Petropavlovsk is calculated on the total cost, including amortisation and overheads plus a margin of 10%, attributable to actual flight time.

**D Helicopter Services Agreement**

On 29 September 2010, the Group and MC Petropavlovsk entered into an agreement relating to the provision of helicopter services ("Helicopter Services Agreement"). The Helicopter Services Agreement is a continuing connected transaction. Under the agreement, MC Petropavlovsk provides the Group with the use of its helicopter. The use of a helicopter is critical for the Group's business due to the distances between the Group's assets and offices. The Group owns a helicopter and, as noted above in item C, it leases its helicopter to MC Petropavlovsk. The reason the Group procures a helicopter service from MC Petropavlovsk under the present arrangement is to ensure that it has continuous access to a helicopter service. This will be relevant where the Group's own helicopter is under repair and maintenance, or where the Group's personnel require an extended service. MC Petropavlovsk recharges the Group for total cost, including amortisation and overheads plus a margin of 10%, attributable to actual flight time.

The following continuing connected transactions are between the Group and persons other than Petropavlovsk or its subsidiaries

**E Aircraft Agreement**

The Group uses an aircraft owned by Millennium Implementation Limited. Millennium Implementation Limited is a company associated with Dr Pavel Maslovskiy, a Non-Executive Director, and is accordingly a connected person of the Company. The arrangement assists directors and employees to visit the locations of the Group's major operations quickly.

On 29 September 2010, the Company and Millennium Implementation Limited entered into an agreement (the "Aircraft Agreement") under which the Company agrees to reimburse Millennium Implementation Limited for the use of the aircraft by the Group. The cost paid by the Company is based on a fixed hourly charge which includes fixed cost and variable cost components. The hourly charge is multiplied by the number of hours flown.

**F Banking Arrangements**

On 29 September 2010, the Group entered into an agreement with OJSC Asian-Pacific Bank ("Asian-Pacific Bank") to maintain bank deposits on commercial terms ("Banking Arrangements"). Dr Pavel Maslovskiy, a Non-Executive Director, and Mr Peter Hambro, the father of a Director, each hold a 25% interest in the company, VM HY Holdings Limited, a 98% shareholder of the Russian company PPFIN Holding, which in turn holds a 67.6% interest in Asian-Pacific Bank. The interests of Dr Pavel Maslovskiy and Mr George Jay Hambro are aggregated under Listing Rule 14A.11, with the result that Asian-Pacific Bank is a connected person of the Company. Accordingly, the Banking Arrangements are classified as a continuing connected transaction for the purposes of the Listing Rules.

The Group elects to deposit a portion of its surplus funds with Asian-Pacific Bank for two reasons:

Firstly, Asian-Pacific Bank offers a competitive deposit rate in respect of US dollar deposits. The Directors consider that the deposit rate offered by Asian-Pacific Bank represents normal commercial terms, having regard to Asian-Pacific Bank's credit rating, and also in comparison to the deposit rates offered by other unconnected banks in Russia. The deposit rate offered by Asian-Pacific Bank to the Group is on commercial terms and reflects the prevailing deposit rate offered by Asian-Pacific Bank to third parties. The Group is not subject to a maximum or minimum daily balance requirement in respect of amounts deposited with Asian-Pacific Bank, nor is the Group required to provide security to Asian-Pacific Bank.

Secondly, Asian-Pacific Bank is located in Blagoveshchensk in the Amur Region. It is one of the most established banks in the Amur Region and the EAO, and accordingly it is familiar with the area in which the Group's operations are located. The Directors believe that maintaining a rolling deposit with Asian-Pacific Bank of an amount up to the annual cap of US\$30 million will enable the Group to meet its anticipated day to day working capital requirements and to procure supplies and capital expenditure from vendors located in the Russian Far East, while also earning a competitive deposit rate, which is in the best interests of the Group.

**G Apatit Services Agreements**

JSC PhosAgro ("PhosAgro") holds a 25% interest in Giproruda, a subsidiary of the Company. Accordingly, PhosAgro is a connected person of the Company. Apatit, a subsidiary of PhosAgro, is also a connected person of the Company because it is an associate of PhosAgro for the purposes of Chapter 14A.

Apatit procures mine design services from Giproruda in respect of its mining operations located in the west of Russia ("Apatit Services Agreements"). The Apatit Services Agreements are continuing connected transactions. Giproruda provides the services on similar terms to those it would provide to a third party, and the services are typical of the services it provides to other third parties.

Each Continuing Connected Transaction has been reviewed by the Directors, including the Independent Non-executive Directors. The Directors confirm that the Continuing Connected Transactions set out above have been entered into:

- in the ordinary and usual course of business of the Company,
- on normal commercial terms or, if there are not sufficient comparable transactions to judge whether they are on normal commercial terms, on terms no less favorable to the Company than terms available to or from, as appropriate, independent third parties, and
- in accordance with the relevant agreement governing them on terms that are fair and reasonable and in the interests of the shareholders of the Company as a whole.

Pursuant to Rule 14A.38 of the Listing Rules, the Company has engaged the auditor of the Company to perform certain work in accordance with Hong Kong Standard on Assurance Engagements 3000 "Assurance Engagements Other Than Audits or Reviews of Historical Financial Information" and with reference to Practice Note 740 "Auditor's Letter on Continuing Connected Transactions under the Hong Kong Listing Rules" issued by the Hong Kong Institute of Certified Public Accountants (the "HKICPA").

The auditor has provided a letter to the board of directors of the Company and confirmed that for the year ending 31 December 2010 the Continuing Connected Transactions (i) have received the approval of the board of directors of the Company, (ii) are in accordance with the pricing policies of the Company for those Transactions that involve provision of goods or services by the Group, (iii) have been entered into in accordance with the relevant agreement governing the transactions and (iv) have not exceeded the cap disclosed in the Prospectus issued by the Company on 30 September 2010 in connection with the Hong Kong Offering and the listing of its shares on the Stock Exchange of Hong Kong Limited.

The Directors confirm that the Company has complied with the disclosure requirements in accordance with Chapter 14A of the Listing Rules.

The above connected transactions are also reported in Note 42 of the Financial Statements of this Annual Report as Related Party Transactions.

## Emolument policy

Details of the Directors' emoluments and of the five highest paid individuals in the Group are set out in note 10 to the consolidated financial statements.

The emolument policy of the employees of the Group is set up by the Executive Committee on the basis of their merit, qualifications and competence.

The emoluments payable to Directors will depend on their respective contractual terms under their employment contracts or service contracts as approved by the board of directors of the Company on the recommendation of the Remuneration Committee, having regard to the Company's operating results, individual performance and comparable market statistics

A key element of senior management remuneration is the Long Term Incentive Plan ("LTIP"). The LTIP is designed to align the interests of management with those of shareholders, and to incentivise performance

## Major customers and suppliers

The aggregate sales attributable to the Group's five largest customers accounted for 93% of the total revenue for the year. The largest of them accounted for 49% of the total revenue. Also, the aggregate purchases attributable to the Group's five largest suppliers taken together represented 48% of the Group's total purchases for the year. The largest supplier represented 23% of the Group's total purchase for the year.

None of the Directors, their associates or any shareholder (which to the knowledge of the Directors owns more than 5% of the Company's share capital) has any interest in the Group's five largest suppliers or customers.

## Purchase, sale or redemption of Securities

Neither the Company nor any of its subsidiaries has purchased, sold or redeemed any of the Company's securities during the year.

## Guarantee

During the year, the Group obtained a banking facility of US\$340,000,000 which is guaranteed by Petropavlovsk, the controlling shareholder of the Company. The banking facility agreement contains certain covenants on Petropavlovsk, the details of

which are set out in note 41 to the consolidated financial statements.

## Corporate governance

The Company is committed to maintaining a high standard of corporate governance practices. Information on the corporate governance practices adopted by the Company is set out in the Corporate Governance Report on page 36 of this annual report.

## Sufficiency of public float

Based on the information that is publicly available to the Company and within the knowledge of the Directors, as at the date of this report, the Company has maintained a sufficient public float as required under the Listing Rules.


## Auditor

During the year, Messrs Deloitte Touche Tohmatsu was appointed as the auditor of the Company. A resolution for the re-appointment of Deloitte Touche Tohmatsu as the auditor of the Company is to be proposed at the forthcoming Annual General Meeting.

## Review by the Audit Committee

The audited financial statements have been reviewed by the Audit Committee of the Company, which comprises three Independent Non-executive Directors: Mr C F Li, Mr D R Bradshaw and Mr J E Martin Smith. Mr C F Li is the Chairman of the Audit Committee.

On behalf of the Board



CHAIRMAN

28 February 2011

## Results of operations

The following table sets forth income statement data for IRC for the years ended 31 December 2009 and 2010. As 2010 has been a year of transformation for IRC with the Company's first mine moving into production, 2010 results are not directly comparable to those of 2009.

	For the year ended 31 December	
	2010 US\$'000	2009 US\$'000
Revenue	25,792	8,260
Net operating expenses		
Costs of sales and service costs	(22,258)	(5,305)
Administration expenses and other net operating income	(39,326)	(35,250)
	(61,584)	(40,555)
Impairment charges	(35,972)	(97,371)
	(71,764)	(129,666)
Share of results of joint ventures	(135)	(90)
Net operating loss	(71,899)	(129,756)
Other gains and losses and other expenses	(5,570)	(13,552)
Financial income	10,929	15,145
Financial expenses	(11,813)	(10,337)
Loss before taxation	(78,353)	(138,500)
Taxation expense	(3,676)	(637)
Loss for the year	<u>(82,029)</u>	<u>(139,137)</u>
Loss for the year attributable to		
Owners of the Company	(82,358)	(139,291)
Non-controlling interests	329	154
	<u>(82,029)</u>	<u>(139,137)</u>

## Revenue

Compared to 2009, revenue increased by US\$17.5 million to US\$25.8 million in 2010. This was primarily attributable to the commencement of operations and sales generated from Kuranakh, IRC's first producing mine. IRC began the first regular sales to a customer in China in September 2010 and recorded revenue of US\$12.6 million. Engineering service revenues from IRC's Giproruda business increased by 59% from US\$8.3 million to US\$13.2 million, compared to 2009, reflecting recovery of the mining sector in the second half of 2009, which also contributed to revenue growth this year.

## Net operating expenses

### Costs of sales and service costs

IRC's costs of sales and service costs increased by US\$17.0 million from US\$5.3 million in 2009 to US\$22.3 million for 2010. This increase was primarily attributable to the commencement of operations of IRC's Kuranakh processing plant in the second half of 2010, including the cost of iron ore concentrate sold and the railway tariff incurred. The increase in corresponding staff cost in IRC's engineering business to generate additional engineering service revenue as mentioned above also contributed to the increase in IRC's operating expenses.

### Administration expenses and other net operating income

IRC's administrative expenses increased by 11.6% to US\$39.3 million (2009: US\$35.3 million). This was due in part to an increase in staff costs in relation to increase in personnel at IRC's project sites at Kuranakh and K&S, and to the establishment of IRC's Hong Kong headquarters, as well as to an increase in professional fees incurred during 2010, attributable to audit, legal and consultancy fees and fees relating to financing transactions in addition to engineering consultancy fees paid.

## Impairment charges

IRC recognised impairment charges of US\$36.0 million in 2010 compared to US\$97.4 million last year.

The impairment in 2010 arose primarily as a result of writing down IRC's assets in relation to the Jiatai Titanium joint venture (US\$34.9 million) due to uncertainty regarding future prospects, as IRC's partner advised us of its intention to retire from this venture. The balance (US\$1.1 million) related to the impairment of amounts advanced to an associate, LLC Uralmining, in connection with Bolshoi Seym Project.

Impairment charges in 2009 related to Kuranakh Project (US\$87.9 million) and Bolshoi Seym Project (US\$9.5 million).

## Net operating loss

As a result of the above, compared to 2009 IRC's net operating loss in 2010 amounted to US\$71.9 million, decreased by US\$57.9 million, or 44.6%.

## Other gains and losses and other expenses

The net decrease of US\$8.0 million from US\$13.6 million in 2009 to US\$5.6 million in 2010 arose as a result of the extinguishment of the financial liability related to Aricom warrants, which were converted in May 2010, and an increase in net foreign exchange gain contrary to foreign exchange loss in 2009 as a result of a weakening of the Russian rouble against the US dollar. Against this, IRC incurred expenses of US\$9.4 million as a result of IRC's IPO which exceeded costs incurred in 2009 of US\$5.6 million in relation to the merger of Aricom with Petropavlovsk.

## Financial income

Financial income decreased by US\$4.2 million, or 27.8% from US\$15.1 million in 2009 to US\$10.9 million in 2010, primarily due to the reduction of interest income received on amounts loaned to Petropavlovsk Group after the acquisition of Aricom in April 2009. The loan amount has been fully repaid in second half of 2010.

## Financial expenses

Financial expenses increased by US\$1.5 million, or 14.3%, from US\$10.3 million for 2009 to US\$11.8 million for 2010. This increase was primarily attributable to the increase of interest paid on the amounts loaned by the Petropavlovsk Group following the acquisition of Aricom in April 2009. The amounts loaned by the Petropavlovsk Group were transferred to entities within IRC in June 2010 as part of the restructuring of IRC, and subsequently repaid in second half of 2010.

## Taxation

While IRC's Russian tax expense remained flat at approximately US\$0.5 million in 2010 compared to US\$0.6 million in 2009, IRC's total tax charge increased by US\$3.1 million to US\$3.7 million for 2010. This was primarily attributable to an increase of approximately US\$2.7 million in UK corporate tax expense, due to the increase in financial income and intra-group financing activities in 2010. IRC has used a tax loss previously incurred by Petropavlovsk Group to offset such tax expense.

## Loss for the year attributable to owners of the Company

As a result of the above, IRC recorded a loss of US\$82.4 million for 2010, a decrease of 40.9% from 2009 of US\$139.3 million.



## Independent auditor's report

### TO THE MEMBERS OF IRC LIMITED 鐵江現貨有限公司

(incorporated in Hong Kong with limited liability)

We have audited the consolidated financial statements of IRC Limited (the "Company") and its subsidiaries (collectively referred to as the "Group") set out on pages 60 to 141, which comprise the consolidated and Company's statements of financial position as at 31 December 2010, and the consolidated income statement, consolidated statement of comprehensive income, consolidated statement of changes in equity and consolidated statement of cash flows for the year then ended, and a summary of significant accounting policies and other explanatory information

#### Directors' responsibility for the consolidated financial statements

The directors of the Company are responsible for the preparation of consolidated financial statements that give a true and fair view in accordance with Hong Kong Financial Reporting Standards issued by the Hong Kong Institute of Certified Public Accountants (the "HKICPA") and the Hong Kong Companies Ordinance, and for such internal control as the directors determine is necessary to enable the preparation of consolidated financial statements that are free from material misstatement, whether due to fraud or error

#### Auditor's responsibility

Our responsibility is to express an opinion on these financial statements based on our audit and to report our opinion solely to you, as a body, in accordance with section 141 of the Hong Kong Companies Ordinance, and for no other purpose. We do not assume responsibility towards or accept liability to any other person for the contents of this report. We conducted our audit in accordance with Hong Kong Standards on Auditing issued by the HKICPA. Those standards require that we comply with ethical requirements and plan and perform the audit to obtain reasonable assurance about whether the consolidated financial statements are free from material misstatement.

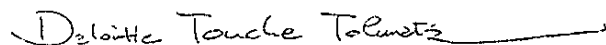
An audit involves performing procedures to obtain audit evidence about the amounts and disclosures in the consolidated financial statements. The procedures selected depend on the auditor's judgment, including the assessment of the risks of material misstatement of the consolidated financial statements, whether due to fraud or error. In making those risk assessments, the auditor considers internal control relevant to the entity's preparation of the consolidated financial statements that give a true and fair view in order to design audit procedures that are appropriate in the circumstances, but not for the purpose of expressing an opinion on the effectiveness of the entity's internal control. An audit also includes evaluating the appropriateness of accounting policies used and the reasonableness of accounting estimates made by the directors, as well as evaluating the overall presentation of the consolidated financial statements.

We believe that the audit evidence we have obtained is sufficient and appropriate to provide a basis for our audit opinion.

## Independent auditor's report

### Opinion

In our opinion, the consolidated financial statements give a true and fair view of the state of affairs of the Company and of the Group as at 31 December 2010, and of the Group's loss and cash flows for the year then ended in accordance with Hong Kong Financial Reporting Standards and have been properly prepared in accordance with the Hong Kong Companies Ordinance



Deloitte Touche Tohmatsu  
Certified Public Accountants  
Hong Kong  
28 February 2011

## Consolidated income statement

For the year ended 31 December 2010

	NOTES	2010 US\$'000	2009 US\$'000
Revenue	7	25,792	8,260
Net operating expenses	8	(61,584)	(40,555)
Impairment charges	11	(35,972)	(97,371)
		(71,764)	(129,666)
Share of results of joint ventures	23	(135)	(90)
Net operating loss		(71,899)	(129,756)
Other gains and losses and other expenses	12	(5,570)	(13,552)
Financial income	13	10,929	15,145
Financial expenses	14	(11,813)	(10,337)
Loss before taxation		(78,353)	(138,500)
Taxation expense	15	(3,676)	(637)
Loss for the year		<u>(82,029)</u>	<u>(139,137)</u>
Loss for the year attributable to			
Owners of the Company		(82,358)	(139,291)
Non-controlling interests		329	154
		<u>(82,029)</u>	<u>(139,137)</u>
Loss per share (US cents)	17		
Basic and diluted		<u>(3.62)</u>	<u>(7.66)</u>

## Consolidated statement of comprehensive income

For the year ended 31 December 2010

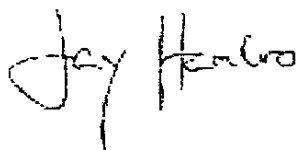
	2010 US\$'000	2009 US\$'000
Loss for the year	(82,029)	(139,137)
Other comprehensive income (expenses) for the year (net of tax)		
Exchange differences on translation of foreign operations and translation to presentation currency	766	(458)
Total comprehensive expenses for the year	<u>(81,263)</u>	<u>(139,595)</u>
Total comprehensive expenses attributable to		
Owners of the Company	(81,552)	(139,633)
Non-controlling interests	289	38
	<u>(81,263)</u>	<u>(139,595)</u>

## Consolidated statement of financial position

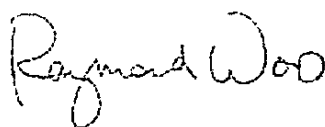
At 31 December 2010

	NOTES	2010 US\$'000	2009 US\$'000
<b>CAPITAL AND RESERVES</b>			
Share capital	33	4,330	2,265
Share premium		1,028,468	1,183,520
Treasury shares	34	(43,000)	-
Capital reserve		16,946	6,908
Reserves		29,684	21,983
Accumulated losses		(236,136)	(619,700)
<b>EQUITY ATTRIBUTABLE TO OWNERS OF THE COMPANY</b>		<b>800,292</b>	<b>594,976</b>
<b>NON CONTROLLING INTERESTS</b>		<b>4,326</b>	<b>4,364</b>
<b>TOTAL EQUITY</b>		<b>804,618</b>	<b>599,340</b>

The consolidated financial statements on pages 60 to 141 were approved and authorised for issue by the Board of Directors on 28 February 2011 and are signed on its behalf by



DIRECTOR



DIRECTOR

## Consolidated statement of financial position

At 31 December 2010

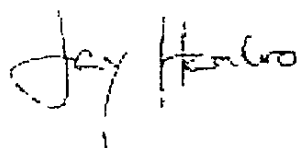
	NOTES	2010 US\$'000	2009 US\$'000
<b>NON-CURRENT ASSETS</b>			
Intangible assets	19	31,533	28,690
Property, plant and equipment	20	499,270	404,741
Interest in an associate	22	-	-
Interests in joint ventures	23	10,346	22,692
Other non-current assets	24	44,550	4,173
		<u>585,699</u>	<u>460,296</u>
<b>CURRENT ASSETS</b>			
Inventories	25	27,121	13,033
Trade and other receivables	26	29,231	19,739
Loans due from related parties	27	-	375,384
Cash and cash equivalents	29	225,468	18,415
		<u>281,820</u>	<u>426,571</u>
<b>TOTAL ASSETS</b>		<u>867,519</u>	<u>886,867</u>
<b>CURRENT LIABILITIES</b>			
Trade and other payables	30	(57,085)	(16,437)
Current income tax payable	-	(185)	(270)
Derivative financial instruments	40	-	(1,711)
		<u>(57,270)</u>	<u>(18,418)</u>
<b>NET CURRENT ASSETS</b>		<u>224,550</u>	<u>408,153</u>
<b>TOTAL ASSETS LESS CURRENT LIABILITIES</b>		<u>810,249</u>	<u>868,449</u>
<b>NON-CURRENT LIABILITIES</b>			
Deferred tax liabilities	31	(2,024)	(1,961)
Provision for close down and restoration costs	32	(3,607)	(2,990)
Loans due to a related party	27	-	(264,158)
		<u>(5,631)</u>	<u>(269,109)</u>
<b>TOTAL LIABILITIES</b>		<u>(62,901)</u>	<u>(287,527)</u>
<b>NET ASSETS</b>		<u>804,618</u>	<u>599,340</u>

## Consolidated statement of financial position


At 31 December 2010

	NOTES	2010 US\$'000	2009 US\$'000
<b>CAPITAL AND RESERVES</b>			
Share capital	33	4,330	2,265
Share premium		1,028,468	1,183,520
Treasury shares	34	(43,000)	-
Capital reserve		16,946	6,908
Reserves		29,684	21,983
Accumulated losses		(236,136)	(619,700)
<b>EQUITY ATTRIBUTABLE TO OWNERS OF THE COMPANY</b>		<b>800,292</b>	<b>594,976</b>
<b>NON-CONTROLLING INTERESTS</b>		<b>4,326</b>	<b>4,364</b>
<b>TOTAL EQUITY</b>		<b>804,618</b>	<b>599,340</b>

The consolidated financial statements on pages 60 to 141 were approved and authorised for issue by the Board of Directors on 28 February 2011 and are signed on its behalf by



DIRECTOR




DIRECTOR

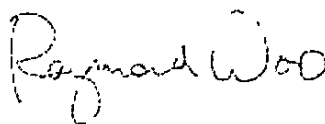
## Statement of financial position

At 31 December 2010

	NOTES	US\$'000
<b>NON CURRENT ASSETS</b>		
Property, plant and equipment	20	51
Investment in subsidiaries	21	877,300
		<u>877,351</u>
<b>CURRENT ASSETS</b>		
Other receivables	26	134
Amounts due from subsidiaries	28	11
Cash and cash equivalents	29	146,793
		<u>146,938</u>
<b>TOTAL ASSETS</b>		<u>1,024,289</u>
<b>CURRENT LIABILITIES</b>		
Amount due to ultimate holding company	28	(246)
Accruals and other payables	30	(5,951)
		<u>(6,197)</u>
<b>NET CURRENT ASSETS</b>		<u>140,741</u>
<b>NET ASSETS</b>		<u>1,018,092</u>
<b>CAPITAL AND RESERVES</b>		
Share capital	33	4,330
Share premium		1,028,468
Capital reserve		254
Share based payment reserve	38	1,334
Accumulated losses	35	(16,294)
<b>TOTAL EQUITY</b>		<u>1,018,092</u>



DIRECTOR



DIRECTOR

## Consolidated statement of changes in equity<sup>(a)</sup>

For the year ended 31 December 2010

	Share capital US\$'000	Share premium US\$'000	Capital reserve US\$'000
Balance at 1 January 2009	2,265	1,183,520	-
Loss for the year	-	-	-
Other comprehensive expenses for the year			
Exchange differences on translation of foreign operations and translation to presentational currency		-	-
Total comprehensive expenses for the year		-	-
Share-based payments	-	-	-
Transfer to an equity holder (note 33)	-	-	-
Deemed contribution from an equity holder <sup>(b)</sup>		-	6,908
Derecognition of Employee Benefit Trust ("EBT") (note 38(b))		-	-
Balance at 31 December 2009 and 1 January 2010	2,265	1,183,520	6,908
Loss for the year	-	-	-
Other comprehensive expenses for the year			
Exchange differences on translation of foreign operations and translation to presentational currency		-	-
Total comprehensive (expenses) income for the year	-	-	-
Exercise of warrants issued	192	153,040	-
Capital reduction <sup>(c)</sup>	-	(1,336,560)	-
Interim dividend (note 16)	-	-	-
Share-based payments	-	-	-
Shares acquired by EBT	-	-	-
Deemed contribution from an equity holder <sup>(b)</sup>	-	-	10,038
Transfer to an equity holder (note 33(b))	-	-	-
Transfer from an equity holder (note 33(c))	-	-	-
Issue of shares and combination of Aricom Limited ("Aricom") and Aricom's subsidiaries (collectively the "Aricom Group") (note 33(a))	-	697,637	-
Deemed contribution arising from Group Restructuring <sup>(d)</sup>	(2,457)	-	-
Capitalisation of share capital	2,990	(2,990)	-
Transaction costs attributable to issue of new shares	-	(11,578)	-
Issue of new shares	1,340	299,813	-
Contribution from a parent company	-	45,586	-
Dividend distribution to non-controlling interests	-	-	-
Balance at 31 December 2010	4,330	1,028,468	16,946

<sup>(a)</sup> This consolidated statement of changes in equity is presented in pages 64 and 65

<sup>(b)</sup> The amount represents certain central administration expenses and tax expenses of the Group paid by the ultimate holding company. This amount is recorded in capital reserve as a deemed contribution from the ultimate holding company.

<sup>(c)</sup> On 27 May 2010, a reduction of Aricom's share capital was undertaken. In accordance with the Companies Act 2006 (United Kingdom), this reduction is considered to be a realised profit and accordingly the share premium of US\$1,336,560,000 was transferred to accumulated losses.

<sup>(d)</sup> As part of the Group Restructuring set out in note 2, Thorholdco Limited, a subsidiary of the Company, acquired from Petropavlovsk PLC the entire issued share capital of Aricom on 5 August 2010 and became the holding company of the Aricom Group. The amount payable by the Company to its then shareholders for the acquisition of the interest in Aricom is regarded as a deemed distribution to shareholders and the share capital of Aricom is thus regarded as a deemed contribution from its shareholders since the consolidated financial statements have been prepared as if the Company had always been the holding company of Aricom.

<sup>(e)</sup> The amount arose from acquisition of minority interests and deemed contribution arising from Group Restructuring.



## Consolidated statement of changes in equity (Continued)<sup>(a)</sup>

For the year ended 31 December 2010

Attributable to owners of the Company

Treasury shares US\$'000	Accumulated losses US\$'000	Share-based payments reserve US\$'000	Translation reserve US\$'000	Other <sup>(e)</sup> reserves US\$'000	Sub-total <sup>(a)</sup> US\$'000	Non-controlling interests US\$'000	Total equity <sup>(a)</sup> US\$'000
(24,801)	(435,623)	10,955	(12,376)	29,600	753,540	4,326	757,866
-	(139,291)	-	-	-	(139,291)	154	(139,137)
-	-	-	(342)	-	(342)	(116)	(458)
-	(139,291)	-	(342)	-	(139,633)	38	(139,595)
-	2,007	153	-	-	2,160	-	2,160
-	(46,582)	-	-	-	(46,582)	-	(46,582)
-	-	-	-	-	6,908	-	6,908
24,801	(211)	-	(6,007)	-	18,583	-	18,583
-	(619,700)	11,108	(18,725)	29,600	594,976	4,364	599,340
-	(82,358)	-	-	-	(82,358)	329	(82,029)
-	-	-	806	-	806	(40)	766
-	(82,358)	-	806	-	(81,552)	289	(81,263)
-	-	-	-	-	153,232	-	153,232
-	1,336,560	-	-	-	-	-	-
-	(644,437)	-	-	-	(644,437)	-	(644,437)
-	-	1,334	-	-	1,334	-	1,334
(43,000)	-	-	-	-	(43,000)	-	(43,000)
-	-	-	-	-	10,038	-	10,038
-	(171,613)	-	3,104	-	(168,509)	-	(168,509)
-	205,412	-	-	-	205,412	-	205,412
-	(260,000)	-	-	-	437,637	-	437,637
-	-	-	-	2,457	-	-	-
-	-	-	-	-	-	-	-
-	-	-	-	-	(11,578)	-	(11,578)
-	-	-	-	-	301,153	-	301,153
-	-	-	-	-	45,586	-	45,586
-	-	-	-	-	-	(327)	(327)
<u>(43,000)</u>	<u>(236,136)</u>	<u>12,442</u>	<u>(14,815)</u>	<u>32,057</u>	<u>800,292</u>	<u>4,326</u>	<u>804,618</u>

## Consolidated statement of cash flows

For the year ended 31 December 2010

	NOTES	2010 US\$'000	2009 US\$'000
<b>OPERATING ACTIVITIES</b>			
Cash used in operations	36	(49,111)	(26,094)
Interest expenses paid		-	(1,178)
Income tax paid		(674)	(457)
<b>NET CASH USED IN OPERATING ACTIVITIES</b>		<b>(49,785)</b>	<b>(27,729)</b>
<b>INVESTING ACTIVITIES</b>			
Interest received		1,505	2,239
Proceeds on disposal of short-term investments			311
Proceeds on disposal of property, plant and equipment		3,713	-
Purchases of property, plant and equipment and intangible assets		(122,680)	(73,945)
Loan issued to related parties	27	(6,035)	(176,194)
Joint venture registered capital contribution	23	(4,731)	(2,021)
Repayment of loan issued to related parties		22,506	-
<b>NET CASH USED IN INVESTING ACTIVITIES</b>		<b>(105,722)</b>	<b>(249,610)</b>
<b>FINANCING ACTIVITIES</b>			
Dividends paid to shareholders of Aricom Limited		(22,460)	-
Dividends paid to non-controlling interests of subsidiaries		(327)	-
Debt arrangement costs		(4,090)	(290)
Proceeds on issuance of new shares		301,153	-
Expenses paid in connection with the issue of new shares		(6,564)	-
Purchase of own shares by EBT	34	(43,000)	-
Loans advanced from a related party	27	94,370	38,944
Contribution from a parent company		45,586	-
<b>NET CASH FROM FINANCING ACTIVITIES</b>		<b>364,668</b>	<b>38,654</b>
<b>NET INCREASE (DECREASE) IN CASH AND CASH EQUIVALENTS FOR THE YEAR</b>		<b>209,161</b>	<b>(238,685)</b>
<b>CASH AND CASH EQUIVALENTS AT THE BEGINNING OF YEAR</b>		<b>18,415</b>	<b>257,822</b>
Effect of foreign exchange rate changes		(2,108)	(722)
<b>CASH AND CASH EQUIVALENTS AT THE END OF YEAR</b>		<b>225,468</b>	<b>18,415</b>

## Notes To The Consolidated Financial Statements

For the year ended 31 December 2010

### 1. General

IRC Limited ("the Company") is a public limited company incorporated in Hong Kong and its shares have been listed on The Stock Exchange of Hong Kong Limited (the "Stock Exchange") since 21 October 2010. Its immediate holding company is Cayiron Limited, which was incorporated in the Cayman Islands. The directors of the Company (the "Directors") consider that its ultimate holding company is Petropavlovsk PLC. The Company together with its subsidiaries are hereinafter referred to as the "Group".

The address of the registered office of business of the Company is 6H, 9 Queen's Road Central, Hong Kong. The consolidated financial statements are presented in United States Dollars ("US Dollars"), which is also the functional currency of the Company.

The principal activity of the Company is investment holding. The Group is principally engaged in the production and development of industrial commodities products that are used in industry across the world. The main activities of the Group are in Russia and China and the Group predominantly serves the Russian and Chinese markets. The activities of the Company's principal subsidiaries are set out in note 44.

Under a group restructuring to rationalise the structure of the Group in preparation for the listing of the Company's shares on the Stock Exchange, the Company became the holding company of the Aricom Limited ("Aricom") and its subsidiaries (collectively referred as the "Aricom Group") on 5 August 2010. Details of the Group Reorganisation are set out below.

### 2. Group restructuring and basis of preparation of consolidated financial statements

Aricom is a limited liability company incorporated in the United Kingdom on 12 September 2003. Aricom's shares were listed on the Official List of the Financial Services Authority and admitted to trading on the main market of the London Stock Exchange plc on 29 October 2007. On 6 February 2009, the Independent Committees of the Board of Directors of both Petropavlovsk PLC, whose shares are also listed on the main market of the London Stock Exchange plc, and Aricom announced that both parties had reached agreement on the terms of a recommended all share offer to be made by Petropavlovsk PLC for the entire issued and to be issued share capital of Aricom ("the Acquisition").

The Acquisition provided for the acquisition of Aricom's shares by way of a court sanctioned scheme of arrangement under Part 26 of the United Kingdom ("UK") Companies Act 2006 involving a capital reduction of Aricom under section 135 of the UK Companies Act 2006 ("the Scheme"). The purpose of the Scheme was to enable Petropavlovsk PLC to acquire the entire issued and to be issued ordinary share capital of Aricom.

Under the terms of the Acquisition, Aricom's shareholders received one fully paid new Petropavlovsk PLC share in exchange for 16 fully paid shares of Aricom. The Acquisition was completed on 22 April 2009. On 19 May 2009, Aricom plc, which was formerly registered as a public company, re-registered under the UK Companies Act 2006 and became a private limited company under the name of Aricom Limited.

The Company was incorporated on 4 June 2010 in Hong Kong as a wholly-owned subsidiary of Cayiron Limited which in turn is a wholly-owned subsidiary of Petropavlovsk PLC, the ultimate holding company of Aricom.

On 14 June 2010, the Company acquired the entire issued share capital of Thorholdco Limited (a company incorporated in the Cayman Islands) from Cayron Limited in exchange for the issue of shares to Cayron Limited. Following receipt of the necessary Russian regulatory approvals on 23 July 2010, Thorholdco Limited acquired from Petropavlovsk PLC the entire issued share capital of Aricom, which is the indirect holding company of the Group's mineral and processing assets, on 5 August 2010, for US\$260,000,000, payment for which has been offset against the promissory note of the same amount owed by Petropavlovsk PLC to Thorholdco Limited. As part of this restructuring, related party payables and receivables of the Aricom Group due to and from the subsidiaries of Petropavlovsk PLC were transferred to two subsidiary companies of Thorholdco Limited ("Thorholdco"), Thorroubie Limited ("Thorroubie") and Thordollar Limited ("Thordollar"), respectively. In addition, certain subsidiaries held by Aricom Limited and Aricom UK Limited (Aricom's subsidiaries), which were unrelated to the Aricom business listed on the London Stock Exchange plc, representing shares in Aricom Finance UK Limited and Aricom Treasury UK Limited and respective subsidiaries, were sold to Petropavlovsk PLC (see note 42) (collectively referred to as the "Restructuring").

The consolidated financial statements of the Group have been prepared as if the Company had always been the holding company of Aricom Group. The consolidated income statement, consolidated statement of comprehensive income, consolidated statement of changes in equity and consolidated statement of cash flows of the Group for each of the year ended 31 December 2010 and 2009 have been prepared as if the current group structure had been in existence throughout each of the years ended 31 December 2010 and 2009, or since the respective dates of incorporation/establishment of the relevant companies now comprising the Group where this is a shorter period.

The consolidated financial statements incorporate the financial statements of the Company and entities controlled by the Company (its subsidiaries). Control is achieved where the Company has the power to govern the financial and operating policies of an entity so as to obtain benefits from its activities.

The results of subsidiaries acquired or disposed of (other than business combinations involving entities under common control) are included in the consolidated statement of comprehensive income from the effective date of acquisition or up to the effective date of disposal, as appropriate.

Where necessary, adjustments are made to the financial statements of subsidiaries to bring their accounting policies into line with those used by other members of the Group.

All intra-group transactions and balances between the group companies are eliminated in full on consolidation.

Non-controlling interests in the net assets of consolidated subsidiaries are presented separately from the Group's equity therein. Non-controlling interests in the net assets consist of the amount of those interests at the date of the original business combination and the non-controlling interests' share of changes in equity since the date of the combination.

#### *Allocation of the total comprehensive income to non-controlling interests*

Total comprehensive income and expense of a subsidiary is attributed to the owners of the Company and to the non-controlling interests even if this results in the non-controlling interests having a deficit balance. Prior to 1 January 2010, losses applicable to the non-controlling interests in excess of the non-controlling interests in the subsidiary's equity are allocated against the interests of the Group except to the extent that the non-controlling interests have a binding obligation and are able to make an additional investment to cover the losses.

### 3. Application of new and revised Hong Kong Financial Reporting Standards ("HKFRSs")

In the current year, the Group has applied a number of new and revised Standards and Interpretations issued by the Hong Kong Institute of Certified Public Accountants ("HKICPA") that are mandatorily effective for the 2010 financial year

The application of the new and revised Standards and Interpretations in the current year has had no material effect on the amounts reported in these consolidated financial statements and/or disclosures set out in these consolidated financial statements

The Group has not early applied the following new and revised standards, amendments and interpretations that have been issued but are not yet effective

HKFRSs (Amendments)	Improvements to HKFRSs issued in 2010 except for the amendments to HKFRS 3(as revised in 2008), HKAS 1 and HKAS 28 <sup>1</sup>
HKFRS 7 (Amendments)	Disclosures - Transfers of Financial Assets <sup>3</sup>
HKFRS 9	Financial Instruments <sup>4</sup>
HKAS 12 (Amendments)	Deferred Tax - Recovery of Underlying Assets <sup>5</sup>
HKAS 24 (as revised in 2009)	Related Party Disclosures <sup>6</sup>
HKAS 32 (Amendments)	Classification of Rights Issues <sup>7</sup>
HK (IFRIC) - Int 14 (Amendments)	Prepayments of a Minimum Funding Requirement <sup>6</sup>
HK (IFRIC) - Int 19	Extinguishing Financial Liabilities with Equity Instruments <sup>2</sup>

<sup>1</sup> Effective for annual periods beginning on or after 1 July 2010 or 1 January 2011, as appropriate

<sup>2</sup> Effective for annual periods beginning on or after 1 July 2010

<sup>3</sup> Effective for annual periods beginning on or after 1 July 2011

<sup>4</sup> Effective for annual periods beginning on or after 1 January 2013

<sup>5</sup> Effective for annual periods beginning on or after 1 January 2012

<sup>6</sup> Effective for annual periods beginning on or after 1 January 2011

<sup>7</sup> Effective for annual periods beginning on or after 1 February 2010

HKFRS 9 *Financial Instruments* (as issued in November 2009) introduces new requirements for the classification and measurement of financial assets. HKFRS 9 *Financial Instruments* (as revised in November 2010) adds requirements for financial liabilities and for derecognition

Under HKFRS 9, all recognised financial assets that are within the scope of HKAS 39 *Financial Instruments - Recognition and Measurement* are subsequently measured at either amortised cost or fair value. Specifically, debt investments that are held within a business model whose objective is to collect the contractual cash flows, and that have contractual cash flows that are solely payments of principal and interest on the principal outstanding are generally measured at amortised cost at the end of subsequent accounting periods. All other debt investments and equity investments are measured at their fair values at the end of subsequent accounting periods

In relation to financial liabilities, the significant change relates to financial liabilities that are designated as at fair value through profit or loss. Specifically, under HKFRS 9, for financial liabilities that are designated as at fair value through profit or loss, the amount of change in the fair value of the financial liability that is attributable to changes in the credit risk of that liability is presented in other comprehensive income, unless the presentation of the effects of changes in the liability's credit risk in other comprehensive income would create or enlarge an accounting mismatch in profit or loss. Changes in fair value attributable to a financial liability's credit risk are not subsequently reclassified to profit or loss. Previously, under HKAS 39, the entire amount of the change in the fair value of the financial liability designated as at fair value through profit or loss was presented in profit or loss.

HKFRS 9 is effective for annual periods beginning on or after 1 January 2013, with earlier application permitted.

The Directors anticipate that HKFRS 9 that will be adopted in the Group's consolidated financial statements for the year ending 31 December 2013 and that application of the standard may not have significant impacts on the amounts reported in respect of the Group's financial assets and financial liabilities.

The amendments to HKFRS 7 titled *Disclosures - Transfers of Financial Assets* increase the disclosure requirements for transactions involving transfers of financial assets. These amendments are intended to provide greater transparency around risk exposures when a financial asset is transferred but the transferor retains some level of continuing exposure in the asset. The amendments also require disclosures where transfers of financial assets are not evenly distributed throughout the period.

The Directors do not anticipate that these amendments to HKFRS 7 will have a significant effect on the Group's disclosures regarding transfers of trade receivables previously effected. If the Group, however, enters into other types of transfers of financial assets in the future, disclosures regarding those transfers may be affected.

HKAS 24 *Related Party Disclosures* (as revised in 2009) modifies the definition of a related party and simplifies disclosures for government-related entities. The disclosure exemptions introduced in HKAS 24 (as revised in 2009) do not affect the Group because the Group is not a government-related entity. However, disclosures regarding related party transactions and balances in these consolidated financial statements may be affected when the revised version of the Standard is applied in future accounting periods because certain counterparties that did not previously meet the definition of a related party may come within the scope of the Standard.

The amendments to HKAS 32 titled *Classification of Rights Issues* address the classification of certain rights issues denominated in a foreign currency as either an equity instrument or as a financial liability. To date, the Group has not entered into any arrangements that would fall within the scope of the amendments. However, if the Group does enter into any rights issues within the scope of the amendments in future accounting periods, the amendments to HKAS 32 will have an impact on the classification of those rights issues.

HK(IFRIC) - Int 19 provides guidance regarding the accounting for the extinguishment of a financial liability by the issue of equity instruments. To date, the Group has not entered into transactions of this nature. However, if the Group does enter into any such transactions in the future, HK(IFRIC) - Int 19 will affect the required accounting. In particular, under HK(IFRIC) - Int 19, equity instruments issued under such arrangements will be measured at their fair value, and any difference between the carrying amount of the financial liability extinguished and the fair value of equity instruments issued will be recognised in profit or loss.

## 4. Significant accounting policies

### 1 Basis of Preparation

The consolidated financial statements have been prepared in accordance with Hong Kong Financial Reporting Standards issued by the HKICPA. In addition, the consolidated financial statements include applicable disclosures required by the Rules Governing the Listing of Securities on the Stock Exchange and by the Hong Kong Companies Ordinance.

The consolidated financial statements have been prepared on the historical cost basis except for certain financial instruments that are measured at fair values, as explained in the accounting policies set out below.

The principal accounting policies are set out below.

#### Business combinations not under common control

*Business combinations not under common control arising on acquisitions prior to 1 January 2010*

Acquisition of businesses was accounted for using the purchase method. The cost of the acquisition was measured at the aggregate of the fair values, at the date of exchange, of assets given, liabilities incurred or assumed, and equity instruments issued by the Group in exchange for control of the acquiree, plus any costs directly attributable to the business combination. The acquiree's identifiable assets, liabilities and contingent liabilities that met the relevant conditions for recognition were generally recognised at fair value at the acquisition date. Goodwill arising on acquisition was recognised as an asset and initially measured at cost, being the excess of the cost of the business combination over the Group's interest in the net fair value of the identifiable assets, liabilities and contingent liabilities recognised. If the Group's interest in the net fair value of the acquiree's identifiable assets, liabilities and contingent liabilities exceeds the cost of the business combination, the excess, after reassessment, is recognised immediately in profit or loss.

The minority interest in the acquiree was initially measured at the minority interest's proportionate share of the recognised amounts of the assets, liabilities and contingent liabilities of the acquiree.

Contingent consideration was recognised, if and only if, the contingent consideration was probable and could be measured reliably. Subsequent adjustments to contingent consideration were recognised against the cost of the acquisition.

Business combinations achieved in stages were accounted for as separate steps. Goodwill was determined at each step. Any additional acquisition did not affect the previously recognised goodwill.

*Business combinations not under common control arising on acquisitions on or after 1 January 2010*

Acquisitions of businesses are accounted for using the acquisition method. The consideration transferred in a business combination is measured at fair value, which is calculated as the sum of the acquisition-date fair values of the assets transferred by the Group, liabilities incurred by the Group to former owners of the acquiree and the equity interests issued by the Group in exchange for control of the acquiree. Acquisition-related costs are recognised in profit or loss as incurred.

At the acquisition date, the acquiree's identifiable assets acquired and the liabilities assumed are recognised at their fair values at the acquisition date, except that:

- deferred tax assets or liabilities and liabilities or assets related to employee benefit arrangements are recognised and measured in accordance with HKAS 12 Income Taxes and HKAS 19 Employee Benefits respectively,
- liabilities or equity instruments related to the share-based payment transactions of the acquiree or replacement of an acquiree's

share-based payment transactions with the share-based payment transaction of the Group are measured in accordance with HKFRS 2 *Share-based Payment* at the acquisition date, and

- assets (or disposal groups) that are classified as held for sale in accordance with HKFRS 5 *Non-current Assets Held for Sale and Discontinued Operations* are measured in accordance with that Standard

Goodwill is measured as the excess of the sum of the consideration transferred, the amount of any non-controlling interests in the acquiree, and the fair value of the acquirer's previously held equity interest in the acquiree (if any) over the net of the acquisition-date amounts of the identifiable assets acquired and the liabilities assumed. If, after assessment, the Group's interest in the fair value of the acquiree's identifiable net assets exceeds the sum of the consideration transferred, the amount of any non-controlling interests in the acquiree and the fair value of the acquirer's previously held interest in the acquiree (if any), the excess is recognised immediately in profit or loss as a bargain purchase gain.

Non-controlling interests that are present ownership interests and entitle their holders to a proportionate share of the entity's net assets in the event of liquidation may be initially measured either at fair value or at the non-controlling interests' proportionate share of the recognised amounts of the acquiree's identifiable net assets. The choice of measurement basis is made on a transaction-by-transaction basis. Other types of non-controlling interests are measured at their fair value or another measurement basis required by another Standard.

#### Changes in the Group's ownership interests in existing subsidiaries

##### *Changes in the Group's ownership interests in existing subsidiaries on or after 1 January 2010*

Changes in the Group's ownership interests in subsidiaries that do not result in the Group losing control over the subsidiaries are accounted for as

equity transactions. The carrying amounts of the Group's interests and the non-controlling interests are adjusted to reflect the changes in their relative interests in the subsidiaries. Any difference between the amount by which the non-controlling interests are adjusted and the fair value of the consideration paid or received is recognised directly in equity and attributed to owners of the Company.

When the Group loses control of a subsidiary, the profit or loss on disposal is calculated as the difference between (i) the aggregate of the fair value of the consideration received and the fair value of any retained interest and (ii) the previous carrying amount of the assets (including goodwill), and liabilities of the subsidiary and any non-controlling interests. Where certain assets of the subsidiary are measured at revalued amounts or fair values and the related cumulative gain or loss has been recognised in other comprehensive income and accumulated in equity, the amounts previously recognised in other comprehensive income and accumulated in equity are accounted for as if the Company had directly disposed of the related assets (i.e. reclassified to profit or loss or transferred directly to retained earnings). The fair value of any investment retained in the former subsidiary at the date when control is lost is regarded as the fair value on initial recognition for subsequent accounting under HKAS 39 *Financial Instruments: Recognition and Measurement* or, when applicable, the cost on initial recognition of an investment in an associate or a jointly controlled entity.

##### *Changes in the Group's ownership interests in existing subsidiaries prior to 1 January 2010*

Increases in interests in existing subsidiaries were treated in the same manner as the acquisition of subsidiaries, with goodwill or a bargain purchase gain being recognised where appropriate. For decreases in interests in subsidiaries, regardless of whether the disposals would result in the Group losing control over the subsidiaries, the difference between the consideration received and the adjustment to the non-controlling interests was recognised in profit or loss.



### Acquisition of assets

Where an acquisition of mining licences is effected through a non-operating corporate structure that does not represent a business, it is considered that such a transaction does not meet the definition of a business combination. Accordingly the transaction is accounted for as the acquisition of an asset. The net assets acquired are recognised at cost allocated based on the fair value of the respective assets acquired.

### Interests in joint ventures

A joint venture is a contractual arrangement whereby the Group and other parties undertake an economic activity that is subject to joint control (i.e. when the strategic financial and operating policy decisions relating to the activities of the joint venture require the unanimous consent of the parties sharing control). Joint venture arrangements that involve the establishment of a separate entity in which each venturer has an interest are referred to as jointly controlled entities.

The Group's interests in jointly controlled entities are accounted for using the equity method of accounting, except when the investment is classified as held for sale, in which case it is accounted for in accordance with HKFRS 5 *Non-current Assets Held for Sale and Discontinued Operations*. Interests in joint ventures are carried in the consolidated statement of financial position at cost as adjusted by post-acquisition changes in the Group's share of the profit or loss and other comprehensive income of the joint ventures, less any impairment in the value of individual investments.

When the Group's share of losses of a jointly controlled entity equals or exceeds its interest in that jointly controlled entity (which includes any long-term interests that, in substance, form part of the Group's net investment in the jointly controlled entity), the Group discontinues recognising its share of further losses. Additional losses are recognised only to the extent that the Group has incurred legal or constructive obligations or made payments on behalf of that jointly controlled entity.

Any excess of the cost of acquisition over the Group's share of the net fair value of the identifiable assets, liabilities and contingent liabilities of the jointly controlled entity recognised at the date of acquisition is recognised as goodwill. The goodwill is included within the carrying amount of the investment and is assessed for impairment as part of that investment. Any excess of the Group's share of the net fair value of the identifiable assets, liabilities and contingent liabilities over the cost of acquisition, after reassessment, is recognised immediately in profit or loss.

The requirements of HKAS 39 are applied to determine whether it is necessary to recognise any impairment loss with respect to the Group's investment in a jointly controlled entity. When necessary, the entire carrying amount of the investment (including goodwill) is tested for impairment in accordance with HKAS 36 *Impairment of Assets* as a single asset by comparing its recoverable amount (higher of value in use and fair value less costs to sell) with its carrying amount; any impairment loss recognised forms part of the carrying amount of the investment. Any reversal of that impairment loss is recognised in accordance with HKAS 36 to the extent that the recoverable amount of the investment subsequently increases.

From 1 January 2010 onwards, upon disposal of a jointly controlled entity that results in the Group losing joint control over that jointly controlled entity, any retained investment is measured at fair value at that date and the fair value is regarded as its fair value on initial recognition as a financial asset in accordance with HKAS 39. The difference between the previous carrying amount of the jointly controlled entity attributable to the retained interest and its fair value is included in the determination of the gain or loss on disposal of the jointly controlled entity. In addition, the Group accounts for all amounts previously recognised in other comprehensive income in relation to that jointly controlled entity on the same basis as would be required if that jointly controlled entity had directly disposed of the related assets or liabilities. Therefore, if a gain or loss previously recognised in other comprehensive income by that jointly controlled entity would be reclassified to profit or loss on the disposal of the related assets or liabilities, the Group reclassifies the gain or loss from equity to profit or loss (as a reclassification adjustment) when it loses joint control over that jointly controlled entity.

When a group entity transacts with its jointly controlled entity, profits and losses resulting from the transactions with the jointly controlled entity are recognised in the Group's consolidated financial statements only to the extent of interests in the jointly controlled entity that are not related to the Group.

#### Investments in subsidiaries

Investments in subsidiaries are included in the Company's statement of financial position at cost less any identified impairment losses.

#### Investments in associates

An associate is an entity over which the Group is in a position to exercise significant influence and that is neither a subsidiary nor an interest in a joint venture. Significant influence is the power to participate in the financial and operating policy decisions of the investee but is not control or joint control over those policies.

Investments in associates are accounted for using the equity method of accounting, except when the investment is classified as held for sale, in which case it is accounted for in accordance with HKFRS 5 *Non-current Assets Held for Sale and Discontinued Operations*. Investments in associates are carried in the consolidated statement of financial position at cost as adjusted by post-acquisition changes in the Group's share of the profit or loss and other comprehensive income of the associate, less any impairment in the value of individual investments. Losses of an associate in excess of the Group's interest in that associate (which includes any long-term interests that, in substance, form part of the Group's net investment in the associate) are recognised only to the extent that the Group has incurred legal or constructive obligations or made payments on behalf of the associate.

Any excess of the cost of acquisition over the Group's share of the net fair value of the identifiable assets, liabilities and contingent liabilities of the associate recognised at the date of acquisition is recognised as goodwill. The goodwill is included within the carrying amount of the investment and is assessed for impairment as part of that investment. Any excess of the Group's share of the net fair value of the identifiable assets, liabilities and contingent liabilities over the cost of acquisition, after reassessment, is recognised immediately in profit or loss.

The requirements of HKAS 39 are applied to determine whether it is necessary to recognise any impairment loss with respect to the Group's investment in an associate. When necessary, the entire carrying amount of the investment (including goodwill) is tested for impairment in accordance with HKAS 36 *Impairment of Assets* as a single asset by comparing its recoverable amount (higher of value in use and fair value less costs to sell) with its carrying amount. Any impairment loss recognised forms part of the carrying amount of the investment. Any reversal of that impairment loss is recognised in accordance with HKAS 36 to the extent that the recoverable amount of the investment subsequently increases.

From 1 January 2010 onwards, upon disposal of an associate that results in the Group losing significant influence over that associate, any retained investment is measured at fair value at that date and the fair value is regarded as its fair value on initial recognition as a financial asset in accordance with HKAS 39. The difference between the previous carrying amount of the associate attributable to the retained interest and its fair value is included in the determination of the gain or loss on disposal of the associate. In addition, the Group accounts for all amounts previously recognised in other comprehensive income in relation to that associate on the same basis as would be required if that associate had directly disposed of the related assets or liabilities. Therefore, if a gain or loss previously recognised in other comprehensive income by that associate would be reclassified to profit or loss on the disposal of the related assets or liabilities, the Group reclassifies the gain or loss from equity to profit or loss (as a reclassification adjustment) when it loses significant influence over that associate.

When a Group entity transacts with an associate of the Group, profits and losses are eliminated to the extent of the Group's interest in the relevant associate. Losses may provide evidence of an impairment of the asset transferred in which case appropriate provision is made for the impairment.

### Foreign currencies

In preparing the financial statements of the individual companies, transactions in currencies other than the entity's functional currency (foreign currencies) are recorded in the respective functional currency (i.e. United States Dollars) at the rates of exchange prevailing on the dates of the transactions. At the end of each reporting period, monetary assets and liabilities that are denominated in foreign currencies are retranslated at the rates prevailing at the end of the reporting period. Non-monetary items carried at fair value that are denominated in foreign currencies are translated at the rates prevailing at the date when the fair value was determined. Non-monetary items that are measured in terms of historical cost in a foreign currency are not retranslated.

Exchange differences arising on the settlement of monetary items, and on the retranslation of monetary items, are included in profit or loss in the period in which they arise, except for exchange differences arising on a monetary item that forms part of the Company's net investment in a foreign operation, in which case, such exchange differences are recognised in other comprehensive income and accumulated in equity and will be reclassified from equity to profit or loss on disposal of the foreign operation. Exchange differences arising on the retranslation of non-monetary items carried at fair value are included in profit or loss for the year.

For the purpose of presenting the consolidated financial statements, the assets and liabilities of the Group's entities which have a functional currency other than US Dollars are translated at exchange rates prevailing at the end of the reporting period date. Income and expense items are translated at the average exchange rates for the year, unless exchange rates fluctuate significantly during that year, in which case the exchange rates at the date of transactions are used. Exchange differences arising, if any, are recognised within equity and transferred to the Group's translation reserve.

Goodwill and fair value adjustments arising on the acquisition of a foreign entity are treated as assets

and liabilities of the foreign entity and translated at the closing rate, with exchange differences arising recognised in the translation reserve

From 1 January 2010 onwards, upon the disposal of a foreign operation (i.e. a disposal of the Group's entire interest in a foreign operation, or a disposal involving loss of control over a subsidiary that includes a foreign operation, a disposal involving loss of joint control over a jointly controlled entity that includes a foreign operation, or a disposal involving loss of significant influence over an associate that includes a foreign operation), all of the exchange differences accumulated in equity in respect of that operation attributable to the owners of the Company are reclassified to profit or loss. In addition, in relation to a partial disposal of a subsidiary that does not result in the Group losing control over the subsidiary, the proportionate share of accumulated exchange differences are re-attributed to non-controlling interests and are not recognised in profit or loss. For all other partial disposals (i.e. partial disposals of associates or jointly controlled entities that do not result in the Group losing significant influence or joint control), the proportionate share of the accumulated exchange differences is reclassified to profit or loss.

#### Goodwill

Goodwill is initially recognised as an asset at cost and is subsequently measured at cost less any accumulated impairment losses. Goodwill which is recognised as an asset is reviewed for impairment at least annually. Any impairment is recognised immediately in profit or loss and is not subsequently reversed.

For the purpose of impairment testing, goodwill is allocated to each of the Group's cash-generating units ("CGUs") expected to benefit from the synergies of the combination. Cash-generating units to which goodwill has been allocated are tested for impairment annually, or more frequently when there is an indication that the unit may be impaired. If the recoverable amount of the CGU is less than the carrying amount of the unit, the impairment loss is allocated first to reduce the carrying amount

of any goodwill allocated to the unit and then to the other assets of the unit pro-rata on the basis of the carrying amount of each asset in the unit.

On disposal of a business, the attributable amount of goodwill is included in the determination of the profit or loss on disposal.

#### Intangible assets

##### *Exploration and evaluation expenditure and mineral rights acquired*

Exploration and evaluation expenditure incurred in relation to those projects for which such expenditure is considered likely to be recoverable through future extraction activity or sale, or for which the exploration activities have not reached a stage which permits a reasonable assessment of the existence of reserves, is capitalised and recorded on the consolidated statement of financial position within intangible assets for mining projects at the exploration stage.

Exploration and evaluation expenditure comprise costs directly attributable to

- Researching and analysing existing exploration data,
- Conducting geological studies, exploratory drilling and sampling,
- Examining and testing extraction and treatment methods,
- Compiling pre-feasibility and feasibility studies, and
- Costs incurred in acquiring mineral rights, the entry premiums paid to gain access to areas of interest and amounts payable to third parties to acquire interests in existing projects.

Mineral rights acquired through a business combination or an asset acquisition are capitalised separately from goodwill if the asset is separable or arises from contractual or legal rights and the fair value can be measured reliably on initial recognition. Exploration and evaluation expenditure capitalised and mining rights acquired are subsequently valued at cost less impairment.

In circumstances where a project is abandoned, the cumulative capitalised costs related to the project are written off in the period when such decision is made. Exploration and evaluation expenditure capitalised and mining rights within intangible assets are not depreciated. These assets are transferred to mine development costs within property, plant and equipment when a decision is taken to proceed with the development of the project.

#### **Other intangible assets**

Other intangible assets represent licensed intellectual property purchased in relation to the processing of titanium sponge. These intangibles are measured at cost less any accumulated impairment losses and are amortised on a straight-line basis over their estimated useful life, which is a period of up to 10 years, but dependent upon the commissioning date of the titanium sponge plant.

#### **Property, plant and equipment**

##### *Non-mining assets*

On initial recognition, non-mining assets are valued at cost, being the purchase price and the directly attributable cost of acquisition or construction required to bring the asset to the location and condition necessary for the asset to be capable of operating in the manner intended by the Group.

Assets in the course of construction are capitalised in the capital construction in progress account. On completion, the cost of construction is transferred to the appropriate category of property, plant and equipment.

##### *Mine development costs*

Development expenditure incurred by or on behalf of the Group is accumulated separately for each area of interest in which economically recoverable resources have been identified. Such expenditure includes costs directly attributable to the construction of a mine and the related infrastructure. Once a development decision has

been taken, the carrying amount of the exploration and evaluation expenditure in respect of the area of interest is aggregated with the development expenditure and classified under non-current assets as "mine development costs", this includes any property, plant and equipment acquired to undertake mining activities. Mine development costs are reclassified as "mining assets" at the end of the commissioning phase, when the mine is capable of operating in the manner intended by management. Depreciation policy for mining assets are set out in below under "Depreciation". Mine development costs are tested for impairment.

##### *Deferred stripping costs*

In open pit operations the removal of overburden and waste materials, referred to as stripping, is required to obtain access to the ore body.

Such costs when incurred during the development of the mine are deferred on the statement of financial position as part of mine development costs, and charged to the profit or loss over the life of the mine on a units of production basis. During the production phase of a mine such costs are deferred based on the ratio obtained by dividing the tonnage of the waste mined by the quantity of the ore mined ("stripping ratio"). Stripping costs incurred in the period are deferred to the extent that the current period stripping ratio exceeds the life-of-mine ratio for each mine. Such deferred costs are then amortised in subsequent periods to the extent that the period's stripping ratio falls below the life-of-mine ratio. The life-of-mine ratio is based on the mineable reserves of the mine.

The life-of-mine waste-to-ore ratio is a function of an individual mine's pit design and therefore changes to that design will generally result in changes to the ratio. Changes in other technical and economic parameters that impact reserves will also have an impact on the life-of-mine ratio even if they do not affect the mine's pit design. Changes to the life-of-mine ratio are accounted for prospectively.

Deferred stripping costs are included within non-current assets as "Mine development costs".

Subsequent costs are included in the asset's carrying amount or recognised as a separate asset, as appropriate, only when it is probable that future economic benefits associated with the item will flow to the Group and the cost of the item can be measured reliably. All other repairs and maintenance are charged to the income statement during the financial period in which they are incurred.

#### *Depreciation*

Property, plant and equipment are depreciated using a units of production method or straight-line basis as set out below.

Mining assets for which economic benefits from the asset are consumed in a pattern linked to the production level are depreciated using a 'units of production method based on ore reserves', which in turn results in a depreciation charge proportional to the depletion of reserves.

Non-mining assets are depreciated on a straight-line basis based on estimated useful lives.

Mine development costs and capital construction in progress are not depreciated, except for that property, plant and equipment used in the development of a mine. Such property, plant and equipment are depreciated on a straight-line basis based on estimated useful lives and depreciation is capitalised as part of mine development costs.

Estimated useful lives of non-mining assets normally vary as set out below.

THE GROUP	
	Estimated useful life
	Number of years
Buildings	15-50
Plant and machinery	2-20
Vehicles	5-7
Office equipment	2-10
Computer equipment	3-5

THE COMPANY	
	Estimated useful life
	Number of years
Leasehold improvements	2
Furniture, fixtures and equipment	2
Office equipment	2
Computer equipment	3

Residual values and useful lives are reviewed and adjusted if appropriate, at the end of each reporting period. Changes to the estimated residual values or useful lives are accounted for prospectively.

#### **Impairment of tangible and intangible assets excluding goodwill**

At the end of each reporting period, the Group reviews the carrying amounts of its tangible and intangible assets to determine whether there is any indication that those assets have suffered an impairment loss. If any such indication exists, the recoverable amount of the asset is estimated in order to determine the extent of the impairment loss (if any). Where the asset does not generate cash flows that are independent from other assets, the Group estimates the recoverable amount of the CGU to which the asset belongs.

The recoverable amount is the higher of fair value less costs to sell and value in use. In assessing value in use, the estimated future cash flows are discounted to their present value using a pre-tax discount rate that reflects current market assessments of the time value of money and the risks specific to the asset for which the estimates of future cash flows have not been adjusted.

If the recoverable amount of an asset (or CGU) is estimated to be less than its carrying amount, the carrying amount of the asset (or CGU) is reduced to its recoverable amount. An impairment loss is recognised as an expense immediately.

Where an impairment loss subsequently reverses, the carrying amount of the asset (or CGU) is increased to the revised estimate of its recoverable amount, but so that the increased carrying amount does not exceed the carrying amount that would have been determined had no impairment loss been recognised for the asset (or CGU) in prior years. A reversal of an impairment loss is recognised as income immediately.

Details of the assumptions used when assessing the impairment of the Group's tangible and intangible assets, and the effect of those assumptions, can be found in note 11.

#### *Provision for close down and restoration costs*

Close down and restoration costs include the dismantling and demolition of infrastructure and the removal of residual materials and remediation of disturbed areas. Close down and restoration costs are provided for in the accounting period when the legal or constructive obligation arising from the related disturbance occurs, whether this occurs during the mine development or during the production phase, based on the net present value of estimated future costs. Provision for close down and restoration costs do not include any additional obligations which are expected to arise from future disturbance. The costs are estimated on the basis of a closure plan. The cost estimates are calculated annually during the life of the operation to reflect known developments and are subject to formal review at regular intervals.

The amortisation or unwinding of the discount applied in establishing the net present value of provision is charged to profit or loss for the year. The amortisation of the discount is shown as a financing cost, rather than as an operating cost. Other movements in the provision for close down and restoration costs, including those resulting from new disturbance, updated cost estimates, changes to the lives of operations and revisions to discount rates are capitalised within property, plant and equipment. These costs are then depreciated over the lives of the assets to which they relate.

Where rehabilitation is conducted systematically over the life of the operation, rather than at the time of closure, provision is made for the outstanding continuous rehabilitation work at the end of each reporting period. All other costs of continuous rehabilitation are charged to profit or loss as incurred.

#### **Financial instruments**

Financial assets and financial liabilities are recognised on the Group's consolidated statements of financial position when the Group becomes a party to the contractual provisions of the instrument.

#### *Financial assets*

Financial assets are classified into the following specified categories: financial assets 'at fair value through profit or loss' and 'loans and receivables'. The classification depends on the nature and purpose of the financial assets and is determined at the time of initial recognition.

*Financial assets at fair value through profit or loss*

Financial assets are classified as financial assets at fair value through profit or loss ("FVTPL") where the Group acquires the financial asset principally for the purpose of selling in the near term, the financial asset is a part of an identified portfolio of financial instruments that the Group manages together and has a recent actual pattern of short-term profit taking as well as all derivatives that are not designated as effective hedging instruments. Financial assets at FVTPL are stated at fair value, with any resultant gain or loss recognised in profit or loss. The net gain or loss recognised in profit or loss includes any dividend or interest earned on the financial asset.

*Effective interest method*

The effective interest method is a method of calculating the amortised cost of a financial asset and of allocating interest income over the relevant period. The effective interest rate is the rate that exactly discounts estimated future cash receipts through the expected life of the financial asset, or if appropriate, a shorter period to the net carrying amount on initial recognition.

*Loans and receivables*

Trade receivables, loans, and other receivables that have fixed or determinable payments that are not quoted in an active market are classified as loans and receivables. Loans and receivables are measured at amortised cost using the effective interest method, less any impairment. Interest income is recognised by applying the effective interest rate, except for short-term receivables when the recognition of interest would be immaterial.

*Impairment of financial assets*

Financial assets, other than those at FVTPL, are assessed for indicators of impairment at the end of each reporting period. Financial assets are impaired where there is objective evidence that, as a result of one or more events that occurred after the initial recognition of the financial asset, the estimated future cash flows of the investment have been impacted. For loans and receivables, the amount of the impairment is the difference between the asset's carrying amount and the present value of estimated cash flows, discounted at the original effective interest rate.

The carrying amount of the financial asset is reduced by the impairment loss directly for all financial assets with the exception of trade receivables where the carrying amount is reduced through the use of an allowance account. In the event that a trade receivable is uncollectible, it is written off against the allowance account. Changes in the carrying amount of the allowance account are recognised in profit or loss.

*Cash and cash equivalents*

Cash and cash equivalents comprise cash on hand and demand deposits, and other short-term highly liquid investments that are readily convertible to a known amount of cash and are subject to an insignificant risk of changes in value.

*Financial liabilities and equity instruments*

Financial liabilities and equity instruments are classified according to the substance of the contractual arrangements entered into.

Financial liabilities are classified as either financial liabilities at FVTPL or other financial liabilities.



*Financial liabilities at FVTPL*

Financial liabilities are classified as FVTPL where the financial liability is either held for trading or it is designated as at FVTPL

A financial liability is classified as held for trading if

- it has been incurred principally for the purpose of disposal in the near future, or
- it is a part of an identified portfolio of financial instruments that the Group manages together and has a recent actual pattern of short-term profit-taking, or
- it is a derivative that is not designated and effective as a hedge instrument

A financial liability other than a financial liability held for trading may be designated as at FVTPL upon initial recognition if

- such designation eliminates or significantly reduces a measurement or recognition inconsistency that would otherwise arise, or
- the financial liability forms part of a group of financial assets or financial liabilities or both, which is managed and its performance is evaluated on a fair value basis, in accordance with the Group's documented risk management or investment strategy, and information about the Group is provided internally on that basis, or
- it forms part of a contract containing one or more embedded derivatives, and HKAS 39 *Financial Instruments: Recognition and Measurement* permits the entire combined contract (asset or liability) to be designated as at FVTPL

Financial liabilities at FVTPL are stated at fair value, with any resultant gain or loss recognised in profit or loss. The net gain or loss recognised in profit or loss incorporates any interest paid on the financial liability.

Warrants not denominated in the functional currency of the issuing entity do not meet the definition of equity, and are recognised at their fair value as a liability of the entity. Changes in the fair value of the warrants are recognised in profit or loss.

*Other financial liabilities*

Other financial liabilities are initially measured at fair value, net of transaction costs. Other financial liabilities are subsequently measured at amortised cost using the effective interest method, with interest expense recognised on an effective yield basis. The effective interest method is a method of calculating the amortised cost of a financial liability and of allocating interest expense over the relevant period. The effective interest rate is the rate that exactly discounts estimated future cash payments through the expected life of the financial liability, or, if appropriate, a shorter period to the net carrying amount on initial recognition.

*Transaction costs on bank borrowings*

Transaction costs that are directly attributable to the raising of bank borrowings are recognised on the statement of financial position on an accrual basis. Such costs will be deducted from the fair value of the bank borrowings on initial recognition (that is, when the relevant borrowings are drawn). They form part of the bank borrowings and will be accounted for using an effective interest method over the loan period as discussed above.

*Equity instruments*

An equity instrument is any contract that evidences a residual interest in the assets of the Group after deducting all of its liabilities. Equity instruments issued are recorded at the proceeds received, net of direct issue costs.

*Derecognition*

Financial assets are derecognised when the rights to receive cash flows from the assets expire or the financial assets are transferred and the Group has transferred substantially all the risks and rewards of ownership of the financial assets. On derecognition of a financial asset, the difference between the asset's carrying amount and the sum of the consideration received and receivable and the cumulative gain or loss that had been recognised in other comprehensive income is recognised in profit or loss. If the Group retains substantially all the risks and rewards of ownership of a transferred asset, the Group continues to recognise the financial asset and recognise a collateralised borrowing for proceeds received.

Financial liabilities are derecognised when the obligation specified in the relevant contract is discharged, cancelled or expires. The difference between the carrying amount of the financial liability derecognised and the consideration paid and payable is recognised in profit or loss.

#### **Inventories**

Inventories and work in progress are valued at the lower of cost and net realisable value. Cost comprises direct materials and, where applicable, direct labour costs and those overheads that have been incurred in bringing the inventories to their present location and condition. Cost of raw materials and consumables is determined on the first-in-first-out basis. Net realisable value represents the estimated selling price less all estimated costs of completion and costs to be incurred in marketing, selling and distribution.

#### **Leasing**

Leases are classified as finance leases whenever the terms of the lease transfer substantially all the risks and rewards of ownership to the lessee. All other leases are classified as operating leases.

#### *The Group as lessor*

Equipment and other assets may be leased to contractors under an operating lease, for use in the construction of mining properties. Income from lessees under these operating leases are set off against the cost of construction in the period to which they relate.

Rental income from operating leases is recognised on a straight-line basis over the term of the relevant lease.

#### *The Group as lessee*

Assets held under finance leases are recognised as assets of the Group at their fair value or, if lower, at the present value of the minimum lease payments, each determined at the inception of the lease. The corresponding liability to the lessor is included in the consolidated statement of financial position as a finance lease obligation. Lease payments are apportioned between finance expenses and reduction of the lease obligation so as to achieve a constant rate of interest on the remaining balance of the liability. Finance charges are charged directly against income, unless they are directly attributable to qualifying assets, in which case they are capitalised in accordance with the Group's general policy on borrowing costs.

Rentals payable under operating leases are charged to income on a straight-line basis over the term of the relevant lease.

#### **Revenue recognition**

Revenue is measured at the fair value of the consideration received or receivable and represents amounts receivable for goods sold and services provided in the normal course of business, net of discounts, value-added taxes and other sales-related taxes.

Sales of goods are recognised when goods are delivered and title has passed.

Interest income is accrued on a time basis, by reference to the principal outstanding and at the effective interest rate applicable, which is the rate that exactly discounts estimated future cash receipts through the expected life of the financial asset to that asset's net carrying amount.

Revenue from engineering contracts is recognised in accordance with the Group's accounting policy on engineering contracts, as set out below.

### Engineering contracts

In the event that the outcome of a contract can be estimated reliably, revenue and costs are recognised by reference to the stage of completion of the contract activity at the end of each reporting period. The stage of completion is measured by reference to estimates of work performed to date.

In the event that the outcome of a contract cannot be reliably estimated, contract revenue is recognised to the extent of contract costs incurred where it is probable they will be recoverable. Contract costs are recognised as expenses in the period in which they are incurred.

In the event that it is probable that total contract costs will exceed total contract revenue, the expected loss is recognised as an expense immediately.

### Borrowing costs

Borrowing costs directly attributable to the acquisition, construction or production of qualifying assets, which are assets that necessarily take a substantial period of time to get ready for their intended use or sale, are added to the cost of those assets, until such time as the assets are substantially ready for their intended use or sale. Investment income earned on the temporary investment of specific borrowings pending their expenditure on qualifying assets is deducted from the borrowing costs eligible for capitalisation.

All other borrowing costs are recognised in profit or loss in the year in which they are incurred.

### Taxation

The tax expense represents the sum of the tax currently payable and deferred tax.

The tax currently payable is based on taxable profit for the year. Taxable profit differs from net profit as reported in the income statement because it excludes items of income or expense that are taxable or deductible in other years and it further excludes items that are never taxable or deductible. The Group's liability for current tax is calculated using tax rates that have been enacted or substantively enacted by the end of each reporting period.

Deferred tax is recognised for the tax expected to be payable or recoverable on temporary differences between the carrying amounts of assets and liabilities in the consolidated financial statements and the corresponding tax bases used in the computation of taxable profit. Deferred tax liabilities are generally recognised for all taxable temporary differences and deferred tax assets are generally recognised for all deductible differences to the extent that it is probable that taxable profits will be available against which deductible temporary differences can be utilised. Such assets and liabilities are not recognised if the temporary difference arises from the initial recognition of goodwill or from the initial recognition (other than in a business combination) of other assets and liabilities in a transaction that affects neither the taxable profit nor the accounting profit.

Deferred tax liabilities are recognised for taxable temporary differences arising on investments in subsidiaries, interest in associates and joint ventures, except where the Group is able to control the reversal of the temporary difference and it is probable that the temporary difference will not reverse in the foreseeable future. Deferred tax assets arising from deductible temporary differences associated with such investments and interests are only recognised to the extent that it is probable that there will be sufficient taxable profits against which to utilise the benefits of the temporary differences and they are expected to reverse in the foreseeable future.

The carrying amount of deferred tax assets is reviewed at the end of each reporting period and reduced to the extent that it is no longer probable that sufficient taxable profits will be available to allow all or part of the asset to be recovered

Deferred tax is calculated at the tax rates that are expected to apply in the year when the liability is settled or the asset is realised, based on tax rate (and tax laws) that have been enacted or substantially enacted by the end of the reporting period. Deferred tax is charged or credited in the income statement, except when it relates to items charged or credited directly to equity, in which case the deferred tax is also dealt with in equity

The measurement of deferred tax liabilities and assets reflects the tax consequences that would follow from the manner in which the Group expects, at the end of the reporting period, to recover or settle the carrying amount of its assets and liabilities. Deferred tax is recognised in profit or loss, except when it relates to items that are recognised in other comprehensive income or directly in equity, in which case the deferred tax is also recognised in other comprehensive income or directly in equity respectively

Deferred tax assets and liabilities are offset when there is a legally enforceable right to set off current tax assets against current tax liabilities and when they relate to income taxes levied by the same taxation authority and the Group intends to settle its current tax assets and liabilities on a net basis

### Share-based payments

Certain employees of the Group receive equity-settled and cash-settled share-based payments. Equity-settled share-based payments are measured at fair value (excluding the effect of non market-based vesting conditions) at the date of grant. The fair value determined at the grant date of the equity-settled share-based payments is expensed on a straight-line basis over the vesting period, based on the Group's estimate of shares that will eventually vest, adjusted for the effect of non market-based vesting conditions.

Fair value is measured by the use of an appropriate valuation model. The expected lives used in the models have been adjusted, based on management's best estimate, for the effects of non-transferability, exercise restrictions and behavioural considerations.

A liability that equals to the portion of the goods or services received is recognised at the current fair value determined at the end of each reporting period for cash-settled share-based payments.

### Employee benefit trust

The carrying value of shares held by the EBT are recorded as treasury shares, shown as a deduction to shareholders' equity.

### Retirement benefit costs

The Group does not operate a pension scheme. However, payments are made to defined contribution retirement benefit arrangements for certain employees and these are charged as an expense as they fall due.

## 5. Key sources of estimation uncertainty

In the application of the Group's accounting policies, which are described in note 4, management has made the following judgements that have the most significant effect on the amounts recognised in the consolidated financial statements

### *Impairment of assets and assessment of cash generating units*

The Group reviews the carrying value of its intangible assets, property, plant and equipment and interests in joint ventures to determine whether there is any indication that those assets are impaired. In making assessments for impairment, assets that do not generate independent cash flows are allocated to an appropriate CGU. The recoverable amount of those assets, or CGU, is measured at the higher of their fair value less costs to sell and value in use.

Management necessarily applies its judgement in allocating assets to CGUs, in estimating the probability, timing and value of underlying cash flows and in selecting appropriate discount rates to be applied within the value in use calculation. Subsequent changes to CGU allocation or estimates and assumptions in the value in use calculation could impact the carrying value of the respective assets.

Changes to the assumptions underlying the assessment of the recoverable value may result in changes to impairment charges, either through further impairment charges or reversal of previously recognised impairments, which could have a significant impact on the financial information in future periods. In addition, further delays, increases in the total forecast cost of planned projects or negative outcomes to exploration and evaluation activities could lead to further impairment charges in the future.

### *Ore reserve estimates*

The Group estimates its ore reserves and mineral resources based on the *Australasian Code for Reporting of Exploration Results, Mineral Resources and Ore Reserves of December 2004* (the "JORC Code"). The JORC Code requires the use of reasonable investment assumptions when reporting reserves, including future production estimates, expected future commodity prices and production cash costs.

Ore reserve estimates are used in the calculation of depreciation of mining assets using a units of production method, impairment charges and for forecasting the timing of the payment of closedown and restoration costs. Also, for the purpose of impairment review and the assessment of life of mine for forecasting the timing of the payment of close down and restoration costs, the Group may take into account mineral resources in addition to ore reserves where there is a high degree of confidence that such resources will be extracted.

Ore reserve estimates may change from period to period as additional geological data becomes available during the course of operations or economic assumptions used to estimate reserves change. Such changes in estimated reserves may affect the Group's financial results and financial position in a number of ways, including the following:

- Asset carrying values due to changes in estimated future cash flows,
- Depreciation charged in the income statement where such charges are determined by using a units of production method or where the useful economic lives of assets are determined with reference to the life of the mine,
- Provisions for close down and restoration costs where changes in estimated reserves affect expectations about the timing of the payment of such costs, and
- Carrying value of deferred tax assets and liabilities where changes in estimated reserves affect the carrying value of the relevant assets and liabilities.

### *Exploration and evaluation costs*

The Group's accounting policy for exploration and evaluation expenditure results in such expenditure being capitalised for those projects for which such expenditure is considered likely to be recoverable through future extraction activity or sale, or for which the exploration activities have not reached a stage which permits a reasonable assessment of the existence of reserves. This policy requires management to make certain estimates and assumptions as to future events and circumstances, in particular whether the Group will proceed with development based on existence of reserves or whether an economically viable extraction operation can be established. Such estimates and assumptions may change from period to period as new information becomes available. If, subsequent to the exploration and evaluation expenditure capitalised, a judgement is made that recovery of the expenditure is unlikely or the project is to be abandoned, the relevant capitalised amount will be written off to profit or loss.

### *Provision for restoration, rehabilitation and environmental costs*

Costs arising from site restoration works, and the decommissioning of plant, discounted to their present value, are provided for and capitalised at the start of each project, as soon as the obligation to incur such costs arises. The provision is based on estimates prepared by external consultants. Management uses its judgement and experience to provide for these costs. The ultimate costs of site restoration and decommissioning are uncertain, and cost estimates can vary in response to many factors including changes to relevant legal requirements, the emergence of new restoration techniques or experience at other mine sites. The expected timing and extent of expenditure can also change, for example in response to changes in ore reserves or processing levels. As a result, there could be significant adjustments to the provisions established which would affect future financial results.

### *Assumptions related to the valuation of share-based payments*

In order to value options granted, the Group has made judgements as to the volatility of its own ordinary shares, the probable life of the options granted and the time of exercise of those options. The Company has also made a judgement as to which methodology to use in valuing the options in each case.

### *Estimation of percentage completion of engineering contracts of OJSC Institute for Engineering of Ore Mining Enterprises Giproroda ("Giproroda")*

To estimate the percentage completion of engineering contracts and therefore determine the amount of contract revenue and associated costs to recognise requires that management makes an assessment of the stage of completion of the contract activity at the end of each reporting period. The Directors consider that these estimates are made by suitably qualified project managers.

### *Tax provisions and tax legislation*

The Group is subject to income tax in the UK, Russian Federation and Cyprus. Assessing the outcome of uncertain tax positions requires judgements to be made. The Group recognises liabilities for anticipated tax issues based on estimates of whether additional taxes will be due, such estimates are based on the status of ongoing discussions with the relevant tax authorities and advice from independent tax advisers. Russian tax and currency control legislation is subject to varying interpretations. Fines and penalties for any errors and omissions could be significant. The Directors believe that there have been no material breaches of Russian tax regulations and that these financial statements contain all necessary provisions in respect of the Group's tax liabilities in Russia.

### *Deferred tax*

Recognition of deferred tax assets requires management to assess the likelihood that future tax profits will be available which the deferred tax asset can be utilised to offset. This requires management to assess future profits of the business and the likelihood and timing of these amounts.

## 6. Segment information

HKFRS 8 *Operating Segments* requires the Group to disclose reported segments in accordance with internal reports that are provided to the Group's chief operating decision maker. The Group considers its Executive Committee to be the chief operating decision maker. For management purposes, the Group is organised into four operating segments, Mines in Production, Mines in Development, Engineering, and Other. These operating segments form the basis on which the Group's Executive Committee makes decisions about resource allocation and performance assessment. The Group has four reportable segments under HKFRS 8.

- Mines in Production segment ("Mines in Production"), comprising iron ore projects in production phase. The segment includes the Kuranakh project\*.
- Mines in Development segment ("Mines in Development"), comprising iron ore projects in the exploration and development phase. The segment includes the Kuranakh project\* and the K&S project, and mines in the exploration and evaluation stage including the Garinskoye project and the Bolshoi Seym project (held by an associate) as well as the Kostenginskoye and Garinskoye Flanks projects.
- Engineering segment ("Engineering"), comprising in-house engineering and scientific expertise related to Giproiruda.
- Other segment ("Other") primarily includes the Group's interest in joint venture arrangements for the design and development of a titanium sponge production plant in the People's Republic of China ("PRC"), the Group's interest in joint venture arrangements for the production of vanadium pentoxides and related products in the PRC as well as various other projects, which have similar economic characteristic and activities.

- *The Kuranakh project was grouped under Mines in Development when it was under exploration and development phase. Upon the commencement of production, it is reported as a separate segment, Mines in Production, since September 2010.*

The accounting policies of the reportable segments are the same as the Group's accounting policies described in note 4. Segment results represent the results earned by each segment without the allocation of central administration costs, central depreciation and amortisation, other gains and losses and other expenses, financial income, financial expenses and taxation.

Segment results represents the profit (loss) generated by each segment for the purpose of monitoring segment performance.

For the purposes of monitoring segment performances and allocating resources between segments:

- all assets are allocated to reportable segments other than loans and other receivables from related parties and central cash and cash equivalents, and
- all liabilities are allocated to reportable segments other than deferred tax, derivative financial instruments and loans payable to a related party.

## For the year ended 31 December 2010

	Mines in production US\$'000	Mines in development US\$'000	Engineering US\$'000	Other US\$'000	Total US\$'000
Revenue					
External sales	12,634	-	13,158	-	25,792
Total revenue	12 634	-	13,158	-	25,792
Net operating expenses	(14,947)	(7,796)	(10,863)	(40,597)	(74,203)
<i>Net operating expenses include</i>					
Impairment charges	-	(1,028)	-	(34 944)	(35,972)
Depreciation and amortisation	(2,368)	(1,402)	(621)	(28)	(4,419)
Share of results of joint ventures	-	-	-	(135)	(135)
Segment results	(2,313)	(7,796)	2,295	(40,732)	(48 546)
Central administration					(22,847)
Central depreciation and amortisation					(506)
Other gains and losses and other expenses					(5,570)
Financial income					10,929
Financial expenses					(11 813)
Taxation expense					(3,676)
Loss for the year					<u>(82,029)</u>
Other segment information					
Additions to non-current assets					
- Capital expenditure	-	113 545	353	7,946	121,844
Interests in joint ventures	-	-	-	4,731	4 731
Exploration and evaluation expenditure capitalised within intangible assets	-	3 323	-	-	3 323
Segment assets	132,191	495,596	19,492	17,412	664,691
Central cash and cash equivalents					202,828
Total assets					<u>867,519</u>
Segment liabilities	(8,763)	(31,640)	(2,597)	(17,877)	(60,877)
Deferred tax liabilities					(2,024)
Total liabilities					<u>(62,901)</u>



## For the year ended 31 December 2009

	Mines in development US\$'000	Engineering US\$'000	Other US\$'000	Total US\$'000
Revenue				
External sales	-	8,260	-	8,260
Total revenue	-	8,260	-	8,260
Net operating expenses	(106,000)	(7,431)	(1,975)	(115,406)
<i>Net operating expenses include</i>				
Impairment charges	(97,371)	-	-	(97,371)
Depreciation and amortisation	(376)	(169)	-	(545)
Share of results of joint ventures		-	(90)	(90)
Segment results	(106,000)	829	(2,065)	(107,236)
Central administration				(22,077)
Central depreciation and amortisation				(443)
Other gains and losses and other expenses				(13,552)
Financial income				15,145
Financial expenses				(10,337)
Taxation expense				(637)
Loss for the year				<u>(139,137)</u>
Other segment information				
Additions to non-current assets				
Other additions to intangible assets	-	-	104	104
Capital expenditure	81,236	436	788	82,460
Interests in joint ventures	-	-	2,021	2,021
Exploration and evaluation expenditure capitalised within intangible assets	422	-	-	422
Segment assets	439,657	18,468	42,370	500,495
Central cash and cash equivalents				10,988
Loans and other receivables from related parties				375,384
Total assets				<u>886,867</u>
Segment liabilities	(14,909)	(2,302)	(2,486)	(19,697)
Deferred tax liabilities				(1,961)
Derivative financial instruments				(1,711)
Loans payable to a related party				(264,158)
Total liabilities				<u>(287,527)</u>

## Revenue by geographical location<sup>(a)</sup>

	2010 US\$'000	2009 US\$'000
Russia and the Commonwealth of Independent States ("CIS")	13,184	8 260
PRC	12,608	-
	<u>25,792</u>	<u>8,260</u>

<sup>(a)</sup> Based on the location to which the product was shipped or in which the services were provided

## Non-current assets by location of asset<sup>(b)</sup>

	2010 US\$'000	2009 US\$'000
Russia and CIS	575,237	428,252
PRC	10,411	31,973
Hong Kong	51	-
United Kingdom ("UK")	-	71
	<u>585,699</u>	<u>460,296</u>

<sup>(b)</sup> Excluding financial assets

## Information about major customers

The Group's revenue included revenue arising from sales of iron ore concentrate and rendering engineering services to a number of individual third party customers during the year ended 31 December 2010 and rendering engineering services to a number of individual third party customers during the year ended 31 December 2009, that individually amounted to more than 10% of the Group's total revenue

For the year ended 31 December 2010 sales were made to Heilongjiang Jianlong Steel Company Limited (US\$12,593,000) attributable to the Mines in Production segment, OJSC Arkhangelskgeoldobycha (US\$4,688,000) and OJSC Apatit (US\$4,040 000) attributable to the Engineering segment, respectively comprising 49%, 18% and 16% of the total revenue

For the year ended 31 December 2009 sales were made to OJSC Apatit (US\$2 974,000), OJSC Arkhangelskgeoldobycha (US\$1,682,000), OJSC Kovdorskiy GOK (US\$825 000) and National Center KPMS RK (US\$981 000) solely attributable to the Engineering segment, respectively, comprising 36% 20%, 10% and 12% of the total revenue

## 7. Revenue

An analysis of the Group's revenue is as follows

	2010 US\$'000	2009 US\$'000
Revenue		
Sales of goods	12,634	-
Rendering of services	13,158	8,260
	<u>25,792</u>	<u>8,260</u>

## 8. Net operating expenses

	2010 US\$ 000	2009 US\$ 000
Net operating expenses		
Costs of sales and service costs <sup>(a)</sup>	22,258	5,305
Administration expenses <sup>(b)</sup>	39,710	35,345
Other net operating income	(384)	(95)
	<u>61,584</u>	<u>40,555</u>

### <sup>(a)</sup> Cost of sales and service costs

Staff costs	12,001	2,631
Fuel	2,280	-
Materials	7,953	1
Depreciation and amortisation	2,848	141
Movements in finished goods and work in progress	(16,289)	-
Outside service fee	6,503	-
Electricity	1,143	1
Royalties	544	-
Inventory written off*	-	239
Railway tariff	4 853	-
Others	422	2,292
	<u>22,258</u>	<u>5 305</u>

### <sup>(b)</sup> Administration expenses

Staff costs	17,601	15,223
Depreciation	721	847
Professional fees**	7,048	4,351
Bank charges	213	155
Insurance	372	749
Office rent	2,155	2,833
Travel and entertainment	3,015	2,105
Share-based payments	1,589	2,449
Office costs	1,288	998
(Reversal of allowance) allowance for doubtful debts***	(42)	3,589
Loss on disposal of property, plant and equipment	920	230
Others	4,830	1,816
	<u>39,710</u>	<u>35,345</u>

\* Inventories are valued at the lower of cost and net realisable value. At 31 December 2010, no inventory was written off, while at 31 December 2009, work in progress was written down to its net realisable value resulting in a charge to the consolidated income statement of US\$239,000 due to high costs of production associated with the start-up of operations.

\*\* Professional fees comprise audit fees, legal fees, consulting fees, management services fees and engineering consultancy fee.

\*\*\* (Reversal of allowance) allowance for doubtful debts of approximately (US\$42,000) and US\$3,589,000 were recognised in profit and loss for the year ended 31 December 2010 and 2009, respectively. The amount for the year ended 31 December 2009 represented full impairment for (i) a deposit paid in advance for construction of apartments, which was considered not recoverable as the contractor has been declared bankrupt, and (ii) a trade debtor at Giproruda and a deposit paid for the acquisition of a railway locomotive which did not proceed as the counter parties were in financial difficulties. The amount for the year ended 31 December 2010 represents certain recovery of a trader debtor at Giproruda.

## 9. Auditors' remuneration

The analysis of auditors' remuneration is as follows

	2010 US\$'000	2009 US\$'000
<b>Audit fees</b>		
Fees payable to Group's auditors and their associates for the annual audit of the Group and consolidated financial statements	459	-
Fees payable to Aricom's auditors and their associates for the audit of subsidiary statutory accounts pursuant to legislation <sup>(a)</sup>	-	105
Component of parent entity group audit fee allocated to Aricom <sup>(b)</sup>	-	228
	<u>459</u>	<u>333</u>
<b>Non-audit fees</b>		
Fees for reporting accountants services <sup>(c)</sup>	2,729	-
Tax services	4	29
Other services pursuant to legislation - interim review fee	-	24
Accounting advisory services	-	33
Transaction based corporate services <sup>(d)</sup>	-	178
Other services	105	20
	<u>2,838</u>	<u>284</u>
<b>Total</b>	<u><u>3,297</u></u>	<u><u>617</u></u>

<sup>(a)</sup> The amounts for 2009 represented fees payable for the audit of the Group's subsidiaries' statutory accounts pursuant to legislation only

<sup>(b)</sup> This amount related to the group audit of Petropavlovsk PLC and the costs were borne by Petropavlovsk PLC. This amount reflects an allocation of the fee based on the scope of Aricom within the Petropavlovsk PLC audit

<sup>(c)</sup> Fees for reporting accountants services represent remuneration for Group's auditors and their associates in connection with the listing of the shares of the Company on the Stock Exchange

<sup>(d)</sup> In 2009 transaction based corporate services related to professional services in relation to the acquisition of Aricom by Petropavlovsk PLC

## 10. Directors' and employees' emoluments

The aggregate remuneration of employees (including directors) comprised

	2010 US\$'000	2009 US\$'000
Wages and salaries	25,082	15,760
Social security and other benefits	4,365	2,025
Retirement benefit contribution	154	69
Share-based payments	1,589	2,449
	<u>31,190</u>	<u>20,303</u>

	2010 US\$'000	2009 US\$'000
Directors' Emoluments		
Emoluments for executive directors		
- salaries and other benefits	984	777
- performance bonus <sup>(a)</sup>	617	334
- retirement benefit contribution	118	91
- share-based payments	779	940
Emoluments for non-executive directors		
- directors' fees	180	194
	<u>2,678</u>	<u>2,336</u>

<sup>(a)</sup> The performance bonus is determined by reference to the individual performance of the directors and approved by the Remuneration Committee

## For the year ended 31 December 2010

	Directors' fees US\$'000	Salaries, performance bonus and other benefits US\$'000	Retirement benefit contribution US\$'000	Share-based payments US\$'000	Total US\$'000
<b>Executive directors of Aricom</b>					
Brian Egan (resigned 17 September 2010)		163	9	41	213
George Jay Hambro	-	263	21	66	350
Andrey Maruta (appointed 22 February 2010 and resigned 17 September 2010)	-	81	6	17	104
	<u>-</u>	<u>507</u>	<u>36</u>	<u>124</u>	<u>667</u>
<b>Executive directors of the Company</b>					
George Jay Hambro (appointed 4 June 2010)	-	416	30	262	708
Yury Makarov (appointed 4 June 2010)	-	369	27	229	625
Raymond Woo (appointed 30 July 2010)	-	309	25	164	498
<b>Non-executive directors of the Company</b>					
<b>Non independent non-executive directors</b>					
Simon Murray (appointed 16 November 2010)	13	-	-	-	13
Dr Pavel Maslovskiy (appointed 3 September 2010)	32	-	-	-	32
<b>Independent non-executive directors</b>					
Daniel Bradshaw (appointed 3 September 2010)	45	-	-	-	45
Jonathan Martin Smith (appointed 3 September 2010)	45	-	-	-	45
Chuang-fei Li (appointed 3 September 2010)	45	-	-	-	45
	<u>180</u>	<u>1,094</u>	<u>82</u>	<u>655</u>	<u>2 011</u>
<b>Total</b>	<u>180</u>	<u>1,601</u>	<u>118</u>	<u>779</u>	<u>2,678</u>

## For the year ended 31 December 2009

	Directors' fees US\$'000	Salaries, performance bonus and other benefits US\$'000	Retirement benefit contribution US\$ 000	Share-based payments US\$'000	Total US\$'000
Executive directors of Aricom					
Brian Egan	-	343	30	227	600
George Jay Hambro	-	574	51	445	1 070
Yury Makarov (resigned 22 April 2009)	-	100	-	142	242
Martin Smith (resigned 22 April 2009)	-	94	10	126	230
Non-executive directors of Aricom					
Non independent non-executive directors					
Dr Pavel Maslovskiy (resigned 22 April 2009)	49	-	-	-	49
Peter Hambro (resigned 22 April 2009)	27	-	-	-	27
Independent non-executive directors					
Sir Malcolm Field (resigned 22 April 2009)	38	-	-	-	38
Sir Roderic Lyne (resigned 22 April 2009)	29	-	-	-	29
Tony Redman (appointed 1 January 2009 and resigned 22 April 2009)	51	-	-	-	51
<b>Total</b>	<b>194</b>	<b>1,111</b>	<b>91</b>	<b>940</b>	<b>2,336</b>

Subsequent to 22 April 2009, Brian Egan and George Jay Hambro have also been employed by Petropavlovsk PLC and the payment of their emoluments was centralised and made by Petropavlovsk PLC. For the period from 22 April 2009 to 31 December 2010, a component of their Petropavlovsk PLC remuneration was allocated to Aricom to reflect the proportion of their roles that relate to Aricom business.

Andrey Maruta is employed by Petropavlovsk PLC. For the period from his appointment on 22 February 2010 to 31 December 2010 a component of his Petropavlovsk PLC remuneration was allocated to Aricom to reflect the proportion of his role that relates to Aricom business.

Other than as disclosed above, no remuneration was paid or payable by the Group to the executive, non-executive and independent non-executive directors during the year.

#### Five highest paid individuals

For the year ended 31 December 2010 the five highest paid individuals included three directors of the Company and Aricom (2009 two directors of Aricom). The emoluments of the remaining highest paid individuals for the years ended 31 December 2009 and 2010 are as follows:

	2010 US\$'000	2009 US\$'000
Employees		
- salaries and other benefits	755	311
- share-based payments	43	857
	<u>798</u>	<u>1,168</u>
Their emoluments were within the following bands:		
HK\$1,500,001 to HK\$2,000,000 (equivalent to approximately US\$192,802 to US\$257,068)	1	-
HK\$2,000,001 to HK\$2,500,000 (equivalent to approximately US\$257,069 to US\$321,337)	-	2
HK\$4,000,000 to HK\$4,500,001 (equivalent to approximately US\$449,872 to US\$578,406)	1	-
HK\$4,500,001 to HK\$5,000,000 (equivalent to approximately US\$578,407 to US\$642,674)		1
	<u>2</u>	<u>3</u>

In both years, no emoluments were paid by the Group to the directors or the five highest paid individuals as an inducement to join or upon joining the Group. None of the directors has waived any emoluments and no other amounts were paid by the Group to the directors, or the five highest paid individuals, as compensation for loss of office.

## 11. Impairment charges

In 2009, in light of the delays in the commencement of commercial production and increases in capital expenditure, management assessed the carrying value of the CGU of a titanomagnetite concentrate and ilmenite concentrate project located in the Amur Region of the Russian Federation ("Kuranakh project") for impairment. The revised recoverable amount also took into account significant increases in Russian railway tariffs for ilmenite. As a result, an impairment charge of US\$87.9 million was recognised against the Kuranakh project.

At 31 December 2010, the Company considered whether there were any indicators that further impairment or the need to reverse previously recognised impairment existed at Kuranakh and K&S, a magnetite project, which is at the developing stage and is located in the Evreyskaya Avtonomaya Oblast of the Russian Federation ("EAO Region"). Management concluded that no further impairment charge is required.

For the purposes of testing for impairment, recoverable amounts have been determined as value in use, being estimated future cash flows discounted to their present value, based on a number of assumptions. The key assumptions are presented in the table following:



	2010	2009
Nominal discount rate post-tax	13.8% and 9.0%	13.5% and 15.5%
Nominal discount rate pre-tax	17.3% and 11.3%	16.5% and 19.5%
Average Russian inflation rate from the year end to 2030	2.0%	2.2%
Average Russian Rouble / US dollar exchange rate from the year end to 2030	31.5	30
Average titanomagnetite concentrate prices from the year end to 2024	US\$/tonne 104.7	US\$/tonne 94.1
Average ilmenite prices from the year end to 2024	US\$/tonne 110.0	US\$/tonne 105.0
Average Hamersley fines iron ore price from the year end to 2030	US\$/tonne 86.3	US\$/tonne 90.7

Forecast inflation rates and sales prices for short-term iron ore were based on external sources and adjustments to these were made for the expected quality of the forecast production. In addition, management have estimated the long term forecast sales prices for titanomagnetite and Hamersley fine iron ore prices which takes into account their views of the market, recent volatility and other external sources of information. Judgement has then been applied by management in determining a long-term price for each commodity. The impairment assessments are particularly sensitive to changes in discount rate, commodity prices and foreign exchange rates. Changes to these assumptions would result in changes to impairment charges, which could have a significant impact on the consolidated financial statements.

In 2009, impairment charges of US\$3,704,000 and US\$5,740,000 were recognised in relation to the Aricom Group's interest in an associate and the amount owed by that associate. The Aricom Group has a 49% stake in LLC Uralmining, holding a licence to develop the Bolshoi Seym deposit. Due to uncertainties about the commercial viability of the project and the progression of the development of the project, it was decided to write off the carrying value of the equity interest of US\$3,704,000 and loans advanced of US\$5,740,000. In 2010, further loans of US\$1,028,000 to LLC Uralmining have been impaired.

In 2010, the Company was advised that its joint venture partner had decided to withdraw from some of its non-core ventures and consequently no longer wished to proceed with the Jiatai Titanium project (as defined in note 23). To date the Company has invested approximately US\$20.8 million in the joint venture and a further US\$15.3 million on the titanium sponge processing technology, which was expected to be recharged to the joint venture. As a consequence the building of the plant was deferred and there is uncertainty as to the eventual outcome of the joint venture activities and the recoverability of the amounts

invested. As a result, the directors concluded that the most appropriate course of action was to provide for an impairment of US\$34.9 million against the invested amounts. This impairment was allocated to intangible assets (US\$0.7 million), property, plant and equipment (US\$14.6 million) and interests in joint ventures (US\$19.6 million). The impairment took into account the recoverable value of the Group's share of the joint venture of US\$3.5 million which reflected the Group's 65% share of the cash within the joint venture net of its liabilities. Following discussions with its joint venture partner, the Group has entered into an agreement pursuant to which the 35% stake held by its joint venture partner will be independently appraised and, subject to certain conditions including the receipt of the necessary approvals for the implementation of the transfer and for an extension for the period in which the outstanding capital has to be paid up and there being no material adverse change, the Group will bid for the 35% stake at the appraised value if the appraised value is at or below RMB76 million or such higher number as the Group may agree. There is no certainty that the Group would be a successful bidder, but it is considering how it would proceed if it does acquire the 35% stake. One route might be to continue with the project alone and another to proceed with a different joint venture partner.

In the event that the Company is successful in acquiring the 35% stake interest and proceeds with the project alone or with a different joint venture partner, it may be possible to reverse some or all of the impairment charge. In the event that the Company acquires the 35% stake but ultimately does not proceed with the project or failed to acquire the 35% stake, a further impairment charge may be required.

## 12. Other gains and losses and other expenses

	2010 US\$'000	2009 US\$'000
Change in fair value of financial instruments at FVTPL	(1,711)	1,711
Net foreign exchange (gain) loss	(2,074)	6,224
Listing costs <sup>(a)</sup>	9,355	-
Costs associated with acquisition of Aricom by Petropavlovsk PLC <sup>(b)</sup>	-	5,617
	<u>5,570</u>	<u>13,552</u>

<sup>(a)</sup> The amounts represented the proportion of the costs in relation to the listing of the Company on the Stock Exchange that relate to existing shares listed

<sup>(b)</sup> Costs associated with the acquisition of Aricom by Petropavlovsk PLC primarily related to professional fees incurred for the preparation of the financial information of Aricom

## 13. Financial income

	2010 US\$'000	2009 US\$'000
Interest income on loans receivable from related parties (see note 27)	10,585	12,905
Interest income on cash and cash equivalents	275	2,105
Interest income on other loans and receivables	69	135
	<u>10,929</u>	<u>15,145</u>

## 14. Financial expenses

	2010 US\$'000	2009 US\$'000
Interest expenses on loan wholly repayable to related parties within five years	11,254	9,848
Unwinding of discount on environmental obligation	549	191
Others	10	298
	<u>11,813</u>	<u>10,337</u>

## 15. Taxation expense

	2010 US\$'000	2009 US\$'000
UK current tax	(3,062)	(372)
Cyprus current tax	(49)	(71)
Russia current tax	(481)	(564)
Current tax expense	(3,592)	(1,007)
Deferred tax (expense) credit	(84)	370
	<u>(3,676)</u>	<u>(637)</u>

UK corporation tax is calculated at 28% of the estimated assessable profit for both years

Cyprus corporation tax is calculated at a rate of 10% of the estimated assessable profit for both years

Russian corporation tax is calculated at a rate of 20% of the estimated assessable profit for both years

No Hong Kong profits tax was provided for as the Group had no assessable profit arising in or derived from Hong Kong

The charge for the year can be reconciled to the loss before taxation per the consolidated statement of comprehensive income as follows

	2010 US\$'000	2009 US\$'000
Loss before taxation	<u>(78,353)</u>	<u>(138,500)</u>
Tax at the UK corporation tax rate of 28% for the year ended 31 December 2009 and 2010	(21,938)	(38,780)
Effect of different tax rates of subsidiaries' operations in other jurisdictions	6,092	12,910
Tax effect of share of results of joint ventures	22	25
Tax effect of tax losses not recognised	13,090	9,882
Tax effect of expenses that are not deductible in determining taxable profit <sup>(a)</sup>	16,337	22,245
Tax effect of income that are not taxable in determining taxable profit	(5,940)	-
Tax effect of utilisation of previously not recognised deductible temporary differences	(3,615)	(4,737)
Adjustments in respect of prior years	-	(993)
Foreign exchange movements in respect of deductible temporary differences	(372)	85
Taxation expense for the year	<u>3,676</u>	<u>637</u>

<sup>(a)</sup> These amounts mainly related to the impairment charges of mine development projects allocated to property, plant and equipment and the impairment of amounts invested in the Jiatai Titanium project (see note 11)

## 16. Dividends

No dividend was paid or proposed by Aricom during the year ended 31 December 2009. An interim dividend of US\$644,437,000 was proposed and approved by the directors of Aricom on 22 June 2010. Of this amount US\$22,460,000 was paid in cash and the remainder was offset against amounts owing to Petropavlovsk PLC prior to the listing of the Company's shares on the Stock Exchange under the group re-organisation (see note 33(b)).

The directors of the Company do not recommend the payment of a final dividend for the year ended 31 December 2010.

## 17. Loss per share

The calculation of the basic and diluted loss per share attributable to owners of the Company is based on the following data:

Loss	2010 US\$'000	2009 US\$'000
Loss for the purposes of basic and diluted loss per ordinary share being net loss attributable to owners of the Company	<u>(82,358)</u>	<u>(139,291)</u>
Number of shares	2010 Number '000	2009 Number '000
Weighted average number of ordinary shares for the purposes of basic loss per ordinary share	<u>7,265,032</u>	<u>1,817,589</u>

The number of ordinary shares for the purpose of calculating basic loss per share has been retrospectively adjusted for the share sub-division as disclosed in note 33, the deemed bonus element relating to the shares of the Company issued to Cayiron Limited in August 2010 and the capitalisation issue of the shares of the Company.

The denominators used are the same as those detailed above for both basic and diluted earnings per share.

**Note:** The computation of diluted loss per share for the years ended 31 December 2010 and 2009 does not assume the conversion of Aricom's outstanding warrants and share options since their exercise would result in a decrease in loss per share.

## 18. Operating lease arrangements

### The Group as a lessee

	2010 US\$'000	2009 US\$'000
Minimum lease payments under operating leases in respect of the Group's office premises recognised as an expense in the year	<u>1,896</u>	<u>2,210</u>

At the end of the reporting period the Group had outstanding commitments for future minimum lease payments under non-cancellable operating leases, which fall due as follows

	2010 US\$'000	2009 US\$'000
Within one year	1,070	1,098
in the second to fifth years inclusive	3,751	4,871
	<u>4,821</u>	<u>5,919</u>

### The Group as a lessor

The Group earned property rental income of approximately US\$1,016,000 during the year ended 31 December 2010 (2009 US\$964,000), relating to the sub-let of part of the floor space of a building owned by a subsidiary of the Group, OJSC Giproruda which formed part of the other net operating income (included in net operating expenses). The lease contracts are at fixed rates for a period not exceeding eleven months as at 31 December 2010 and 2009. At the end of the reporting period, the Group had contracted with tenants for minimum lease payments due within the first three months. The total minimum lease payment is approximately US\$987,000 and US\$1,000,000 as at 31 December 2010 and 2009 respectively. This rental income is shown net of the associated cost within other operating income.

## 19. Intangible assets

### The Group

	2010 US\$'000	2009 US\$'000
At the beginning of year	28,690	613
Additions	3,323	526
Transfers from plant, property and equipment	237	27,551
Impairment (see note 11)	(717)	
At the end of year	<u>31,533</u>	<u>28,690</u>

During the year ended 31 December 2009, and following its acquisition by Petropavlovsk PLC, Aricom reassessed the development plans for its various projects. As a result of this assessment, Garinskoye and the Garinskoye and Kostengiskoye Flanks have been transferred to exploration and evaluation assets within intangible assets, because the decision to commence with the development of these projects was reassessed in the context of the enlarged group's priorities.

In part additions represent amounts paid to acquire licences for intellectual property in relation to the processing of titanium sponge which have subsequently been impaired in 2010, as set out in note 11.

## 20. Property, plant and equipment

### The Group

	Mine development costs US\$'000	Mining assets US\$'000	Non- mining assets US\$'000	Capital construction in progress US\$'000	Total US\$'000
<b>COST</b>					
At 1 January 2009	767,164	-	55,410	10,551	833,125
Additions	62,508	-	7,010	5,184	74,702
Acquisition of assets	7,509	-	249	-	7,758
Disposals	-	-	(754)	-	(754)
Transfers	-	-	6,444	(6,444)	-
Transfers to intangible assets	(27,551)	-	-	-	(27,551)
Exchange adjustments	-	-	(243)	(133)	(376)
At 31 December 2009 and 1 January 2010	809,630	-	68,116	9,158	886,904
Additions	110,201	-	3,364	8,279	121,844
Disposals	(6,068)	-	(308)	-	(6,376)
Transfers	(70,981)	83,960	(12,006)	(973)	-
Transfers to intangible assets	(237)	-	-	-	(237)
Transfer to joint venture <sup>(a)</sup>	-	-	-	(1,828)	(1,828)
Exchange adjustments	-	-	(60)	-	(60)
At 31 December 2010	842,545	83,960	59,106	14,636	1,000,247
<b>ACCUMULATED DEPRECIATION AND IMPAIRMENT</b>					
At 1 January 2009	(386,407)	-	(4,108)	-	(390,515)
Depreciation charge for the year	-	-	(3,902)	-	(3,902)
Eliminated on disposals	-	-	201	-	201
Impairment (see note 11)	(65,216)	-	(22,713)	-	(87,929)
Exchange adjustments	-	-	(18)	-	(18)
At 31 December 2009 and 1 January 2010	(451,623)	-	(30,540)	-	(482,163)
Depreciation charge for the year	(1,456)	(2,332)	(1,979)	-	(5,767)
Eliminated on disposals	1,459	-	51	-	1,510
Transfers	(2,130)	(158)	2,288	-	-
impairment (see note 11)	-	-	-	(14,572)	(14,572)
Exchange adjustments	-	-	15	-	15
At 31 December 2010	(453,750)	(2,490)	(30,165)	(14,572)	(500,977)
<b>CARRYING AMOUNTS</b>					
At 31 December 2010	388,795	81,470	28,941	64	499,270
At 31 December 2009	358,007	-	37,576	9,158	404,741

<sup>(a)</sup> This amount relates to costs on capital construction in progress that has now been considered to form part of investment in joint ventures as capital injection

**The Company**

	Leasehold improvements US\$'000	Computer equipment US\$ 000	Furnitures and fixtures US\$'000	Office equipment US\$'000	Total US\$'000
<b>COST</b>					
At 4 June 2010, date of incorporation	-	-	-	-	-
Additions	9	6	3	46	64
At 31 December 2010	9	6	3	46	64
<b>ACCUMULATED DEPRECIATION</b>					
At 4 June 2010 date of incorporation	-	-	-	-	-
Depreciation charge for the year	(2)	(1)	(1)	(9)	(13)
At 31 December 2010	(2)	(1)	(1)	(9)	(13)
<b>CARRYING AMOUNTS</b>					
At 31 December 2010	7	5	2	37	51

At 31 December 2010, cumulative capitalised interest and borrowing costs of US\$1,507,000 (31 December 2009 US\$1,507,000) were included within mine development costs in the above table. The effective rate of interest capitalised for the years ended 31 December 2010 and 2009 was nil. Depreciation of US\$842,000 relating primarily to assets used in the construction of plant in LLC Olekminsky Rudnik and LLC KS GOK was capitalised during the year ended 31 December 2010 (31 December 2009 US\$2,015,000).

Additions to mine development costs include deferred stripping costs incurred in the development of the mine of US\$8,863,000 and US\$7,619,000 during each of the years ended 31 December 2010 and 2009 respectively which relates to the removal of overburden at the Kuranakh mine.

No assets were held under finance leases at 31 December 2009 and 2010.

There are no restrictions on title and no property, plant and equipment were pledged as security.

At 31 December 2010 and 2009, the Group had entered into contractual commitments for the acquisition of property, plant and equipment amounting to US\$71,732,000 and US\$52,278,000 respectively. At 31 December 2010 and 2009, this included the commitment to contribute US\$48,700,000 to the share capital of Jiatai Titanium and at 31 December 2009 this included the commitment to contribute US\$2,600,000 to the share capital of the Vanadium joint venture project as disclosed in note 23.

## 21. Investments in subsidiaries

### The Company

	2010 US\$'000
Unlisted shares at costs	877,300

The activities of the Company's principal subsidiaries are set out in note 44

## 22. Interest in an associate

### The Group

	2010 US\$'000	2009 US\$'000
At the beginning of the year	-	3,704
Impairment (see note 11)	-	(3,704)
At the end of the year	-	-

Interest in an associate held at 31 December 2010 and 2009 represented the Group's 49% ownership interest in the ordinary shares of LLC Uralmining ("Uralmining"). Uralmining is incorporated and carries out its mining and project development principal activities in Russia, where it holds the licence to develop the Bolshoi Seym deposit.

In 2009, impairment charges of US\$3,704,000 and US\$5,740,000 were recognised in relation to the Aricom Group's interest in and the amount owed by Uralmining. Due to uncertainties about the commercial viability of the project and the progression of the development of the project found at 31 December 2009, it was decided to impair the carrying value of the equity interest of US\$3,704,000 and loans advanced of US\$5,740,000. In 2010, further loans advanced to the associate of US\$1,028,000 were also impaired, as the uncertainties about the commercial viability of the project and the progression of the development of the project still existed as at 31 December 2010.

There was no revenue generated by the associate during the year end 31 December 2010 and 2009. Aggregated amounts relating to Uralmining are set out below.

	2010 US\$'000	2009 US\$'000
Total assets	15,709	14,964
Total liabilities	(15,709)	(14,964)
Net assets	-	-



## 23. Interests in joint ventures

### The Group

	2010 US\$'000	2009 US\$'000
At the beginning of year	22,692	20,387
Contribution of share capital	4,731	-
Acquired on incorporation <sup>(a)</sup>	-	2,021
Share of results of joint ventures	(135)	(90)
Transfers from other non-current assets	1,828	353
Exchange adjustments	885	21
Impairment (see note 11)	(19,655)	-
At the end of year	<u>10,346</u>	<u>22,692</u>

<sup>(a)</sup> In accordance with the terms of the joint venture agreement between the Company and a partner signed and approved by the Chinese Ministry of Commerce on 12 August 2008 to establish a Chinese titanium sponge processing joint venture project (the "Jiatai Titanium project"), Heilongjiang Jiatai Titanium Co. Limited ("Jiatai Titanium"), was incorporated in the PRC. The Group holds 65% of Jiatai Titanium and 35% is held by a partner with the parties exercising joint control and contributing RMB474.5 million (equivalent to US\$69.5 million) and RMB255.5 million (equivalent to US\$37.0 million) respectively. The interest held by the Group at 31 December 2009 and 2010 was 65%. Contributions to the registered capital reflect these respective interests were to be made in tranches. The first tranche of US\$20.8 million was paid by Aricom in September 2008. The remaining tranches to be contributed by the Group comprised a US Dollar equivalent of US\$48.7 million as at 31 December 2010. These amounts were due to be paid by 31 December 2009. In 2010, the investment in the Jiatai Titanium project was impaired. Refer to note 11 for further information. The timing and payment of these contributions are uncertain. However, following discussions with the partner, the Group entered into an agreement with the partner on 25 August 2010 pursuant to which, and subject to certain conditions, one of which is the extension for the period in which the outstanding capital has to be paid up, the Group would bid in the public listing and bidding process to be implemented in accordance with PRC laws for the partner's stake in Jiatai Titanium. Further details of this agreement are set out in note 11. The local authority has approved to further extend the due date for paying the registered capital to 3 September 2011.

On 19 February 2009, the Group signed an agreement with Heilongjiang Jianlong Steel Company Limited and Kuranaki Investment Co. Limited to establish a Chinese Vanadium Production Joint Venture project (the "Vanadium Joint Venture"), Heilongjiang Jianlong Vanadium Industries Co. Limited, which was incorporated in the PRC. The Group holds 46% of the joint venture and the remaining 49% and 5% are held by Heilongjiang Jianlong Steel Company Limited and Kuranaki Investment Co. Limited respectively, with the parties exercising joint control. Contributions to the registered capital reflect these respective interests were made in tranches. The first tranche of a US Dollar equivalent of US\$2.0 million was paid by the Group in November 2009 and a further payment of US\$4.7 million was paid in 2010. The interest held by the Group at 31 December 2009 and 2010 was 46%.

There was no revenue generated by the above joint ventures in both years.

The summary of the financial information of the Group's joint ventures for the year as set out below

	2010 US\$'000	2009 US\$'000
Share of joint ventures' assets and liabilities		
Non-current assets	1 605	14 736
Current assets	11 985	9,996
	13,590	24,732
Current liabilities	-	-
Non-current liabilities	(3,244)	(2,040)
The Group's share of net assets	10,346	22,692
Share of joint ventures' revenue and expenses		
Revenue	-	-
Net operating expenses	(63)	(138)
Operating loss	(63)	(138)
Financial income	20	48
Financial expenses	(92)	-
The Group's share of loss for the year	(135)	(90)

## 24. Other non-current assets

### The Group

	2010 US\$ 000	2009 US\$ 000
Deferred insurance premium for bank facilities	22,518	-
Prepayments for property, plant and equipment	15,837	3,793
Deferred loan arrangement fee	5,780	-
Cash advances to employees	415	380
	44,550	4,173

## 25. Inventories

### The Group

	2010 US\$'000	2009 US\$'000
Stores and spares	18,545	11,437
Work in progress	4,896	1,596
Finished goods	3,680	-
	<u>27,121</u>	<u>13,033</u>

No inventories had been pledged as security. During the year ended 31 December 2009, work in progress was written down to its net realisable value resulting in a charge to the consolidated statement of comprehensive income of US\$239,000, while there was no work in progress written down during year ended 31 December 2010.

The cost of inventory charged to the consolidated income statement was as follows:

	2010 US\$'000	2009 US\$'000
Cost of sales	10,233	239
Administrative expenses	474	46
Other net operating income	2,685	2,912
	<u>13,392</u>	<u>3,197</u>

## 26. Trade and other receivables

### The Group

	2010 US\$'000	2009 US\$'000
VAT recoverable	12,399	9,907
Advances to suppliers	8,871	3,979
Amounts due from customers under engineering contracts	1,511	698
Trade receivables	5,054	1,833
Other debtors	1,395	3,322
	<u>29,231</u>	<u>19,739</u>

Amounts due from customers under engineering contracts are expected to be billed and settled within one year, and relate to the long-term contracts in progress

Amounts included in trade receivables at 31 December 2010 related to both iron ores sold and services performed under engineering contracts and invoiced to those customers, while the amounts included in trade receivables at 31 December 2009 only related to services performed under engineering contracts and invoiced to those customers

The Group has concentration of credit risk as 72.7% (31 December 2009: Nil) of the total trade receivables was due from the Group's largest customer during the year. The Group has implemented policies that require appropriate credit checks on potential customers before granting credit. The Group has adopted a policy of only dealing with creditworthy counterparties. The Group's exposure and credit ratings of its counterparties are monitored by management. The maximum credit risk of such financial assets is represented by the carrying value of the asset.

In determining recoverability of a trade receivable, the Group considers any change in the credit quality of the trade receivable from the date credit was initially granted up to the reporting date and no impairment is necessary for these balances which are not past due.

Below is an aged analysis of the Group's trade receivables based on invoice date:

	2010 US\$'000	2009 US\$'000
Less than one month	4,039	1,002
One month to three months	462	180
Over three months to six months	10	9
Over six months	543	642
Total	<u>5,054</u>	<u>1,833</u>

The Group allows credit periods ranging from 5 days to 45 days to individual third party customers

The Directors considered that the carrying value of trade and other receivables is approximately equal to their fair value

Below is an aged analysis of trade receivables based on invoice date which are past due but not impaired

	2010 US\$'000	2009 US\$'000
Less than one month	-	-
One to three months	4	-
Over three months to six months	3	9
Over six months	543	546
Total	<u>550</u>	<u>555</u>

The Group has not provided for impairment loss on trade receivables which are past due as there has not been a significant change in the credit quality and amounts are still considered recoverable based on historical experience

The following shows an analysis of movements in the allowances for doubtful debts in respect of advances to suppliers and trade receivables

	2010 US\$'000	2009 US\$'000
At the beginning of year	3,718	-
Change in allowance for doubtful debts	(42)	3,589
Exchange adjustments	(546)	129
At the end of year	<u>3,130</u>	<u>3,718</u>

Included in the allowance for doubtful debts were individually impaired advances to suppliers and trade receivables with an aggregate balance of US\$3,130,000 and US\$3,718,000 as at 31 December 2010 and 2009, respectively. The amount represented full impairment for (i) a deposit paid in advance for construction of apartments, which was considered not recoverable as the contractor has been declared bankrupt, and (ii) a trade debtor at Giproruda and a deposit paid for the acquisition of a railway locomotive which did not proceed as the counter parties were in financial difficulties. The Group did not hold any collateral over these balances.

#### The Company

	2010 US\$'000
Other debtors	<u>134</u>

The Directors considered that the carrying value of other receivables is approximately equal to their fair value

## 27. Loans due from (to) related parties

### The Group

The Group held the following balances due from (payable to) related parties at the end of the reporting period

	Repayment terms	Interest rate	2010 US\$'000	2009 US\$'000
<b>Loans due from related parties</b>				
Petropavlovsk PLC	Repayable on 23 April 2010	-	-	3,350
Petropavlovsk PLC	Repayable from 6 May 2010 to 4 June 2010	7.71%	-	103,816
Peter Hambro Mining Treasury UK Limited, a fellow subsidiary	Repayable on demand	London Inter Bank Offered Rate plus 5.916%	-	171,317
Peter Hambro Mining Treasury UK Limited, a fellow subsidiary	Repayable from 1 July 2010 to 30 November 2011	7.71%	-	36,587
Peter Hambro Mining Group Finance Limited, a fellow subsidiary	Repayable on 8 May 2010	7.50%	-	40,006
EBT	Repayable by 31 December 2010		-	20,308
			-	375,384
<b>Loans payable to a related party</b>				
Peter Hambro Mining Rouble Treasury Limited, a fellow subsidiary	Repayable on 31 December 2011	7.71%	-	(264,158)

In 2010, loans issued to related parties amounted to US\$6,035,000 (2009: US\$176,194,000). The loans due from related parties were fully settled before 31 December 2010.

In 2010, loans advanced from related parties amounted to US\$94,370,000 (2009: US\$38,944,000). As the loans payable were transferred to Thorrouble Limited ("Thorrouble") and Thordollar Limited ("Thordollar") as part of the Restructuring, these intercompany loans were eliminated on consolidation at 31 December 2010 (see note 2).

The maximum amount outstanding in respect of non-trade amounts due from related companies during the year is set out as follows:

	2010 US\$'000	2009 US\$'000
<b>Loans due from related parties</b>		
Petropavlovsk PLC	107,166	107,166
Peter Hambro Mining Treasury UK Ltd, a fellow subsidiary	207,904	207,904
Peter Hambro Mining Group Finance Limited, a fellow subsidiary	40,006	40,006
EBT	20,308	20,308
	375,384	375,384

## 28. Amounts due from (to) subsidiaries/ultimate holding company

### The Company

The amounts are unsecured, non-interest bearing and are repayable on demand

## 29. Cash and cash equivalents

Cash and cash equivalents of the Group and the Company comprised cash and short-term bank deposits with an original maturity of three months or less and short-term highly-liquid investments in money market funds. The carrying amount of these assets approximates their fair value.

### The Group

	2010 US\$'000	2009 US\$'000
Bank accounts and deposits	225,468	17,352
Money market funds	-	1,063
	<u>225,468</u>	<u>18,415</u>

Investments in money market funds were held for the purposes of diversification of risk. As these funds are available on demand and have insignificant risk of change in value they are classified as cash equivalents. The investments in money market funds and the money market portfolio represent investments in highly liquid funds which may be invested in securities or foreign currencies, with greater rates of return than deposit accounts held with banks. Further disclosures required under HKFRS 7 *Financial Instruments: Disclosures* are set out in note 40.

### The Company

	2010 US\$'000
Bank accounts and deposits	<u>146,793</u>

### 30. Trade and other payables

#### The Group

	2010 US\$'000	2009 US\$'000
Trade creditors	12 360	5,866
Advances from customers	1 261	5,801
Insurance premium payable	24,218	-
Accruals and other payables	19,246	4 770
	<u>57,085</u>	<u>16,437</u>

For individual third party trade creditors, the average credit period on purchases of goods and services for the year was 22 days (2009 26 days)

The Directors consider that the carrying amount of trade creditors and other payables approximates their fair value

Below is an aged analysis of the Group's trade creditors

	2010 US\$'000	2009 US\$'000
Less than one month	9 202	3,154
One month to three months	1,711	789
Over three months to six months	1,418	135
Over six months	29	1,788
Total	<u>12,360</u>	<u>5,866</u>

#### The Company

	2010 US\$'000
Accruals and other payables	<u>5,951</u>

The Directors consider that the carrying amount of accruals and other payables approximates their fair value



## 31. Deferred tax liabilities

### The Group

The following are the major deferred tax liabilities recognised by the Group and movements thereon during the year

	Property, plant and equipment US\$'000	Inventory US\$'000	Capitalised exploration and evaluation expenditure US\$'000	Other temporary differences US\$'000	Total US\$'000
At 1 January 2009	(1,826)	-	(65)	(531)	(2,422)
Credit (charge) to the consolidated income statement	452	(258)	-	176	370
Exchange adjustments	(148)	226	-	13	91
At 31 December 2009 and 1 January 2010	(1,522)	(32)	(65)	(342)	(1,961)
Credit (charge) to the consolidated income statement	44	140	-	(268)	(84)
Exchange adjustments	13	(2)	-	10	21
At 31 December 2010	<u>(1,465)</u>	<u>106</u>	<u>(65)</u>	<u>(600)</u>	<u>(2,024)</u>

At 31 December 2010 and 2009, the Group had unused tax losses of US\$117.4 million and US\$43.2 million respectively, which primarily expire from 2011 to 2019. For the tax losses as at 31 December 2010 and 2009, no deferred tax asset was recognised as there was not sufficient certainty that there will be sufficient taxable profit against which to offset these losses.

The Group had not recognised deferred tax assets of US\$40.4 million and US\$58.5 million during each of the years ended 31 December 2010 and 2009 respectively in respect of temporary differences that arose on certain capitalised development costs.

The Group did not record a deferred tax liability in respect of withholding tax and other taxes that would be payable on the unremitted earnings associated with investments in its subsidiaries as the Group is able to control the timing of the reversal of those temporary differences and did not intend to reverse them in the foreseeable future. Unremitted earnings that would be subject to taxation comprised an aggregate of US\$8.2 million at 31 December 2010 and US\$6.5 million at 31 December 2009 respectively.

Temporary differences arising in connection with the Aricom Group's interests in joint ventures are insignificant.

## 32. Provision for close down and restoration costs

### The Group

	2010 US\$'000	2009 US\$'000
At the beginning of year	2,990	2,108
Unwinding of discount	549	191
Exchange adjustments	(24)	66
Change in estimates	92	625
At the end of year	<u>3,607</u>	<u>2,990</u>

The long-term provision recognised relates to mine closure, site and environmental restoration costs for Kuranakh (the titanomagnetite and ilmenite mine located in the Amur region of Russia), based on estimates provided by external consultants in 2007, which form part of the Technical Economic Model for Kuranakh. The expected timing of the cash outflows in respect of the provision is on the closure of mining operations expected to be after 2020. The provision was recognised on a consistent basis with prior years.

## 33. Share capital

### (a) Share capital of the Company

The Company was incorporated on 4 June 2010 in Hong Kong, as a wholly owned subsidiary of Cayiron Limited, which is a wholly owned subsidiary of Petropavlovsk PLC. One share was allotted and issued as fully paid to Cayiron Limited as the initial subscriber, pursuant to the written resolutions passed by the shareholders of the Company on 14 June 2010, each of the then issued and un-issued shares with a nominal value of HK\$1.00 each was subdivided into 100 shares with a nominal value of HK\$0.01 each. Accordingly, the authorised share capital of the Company, comprising 1,000 shares with a nominal value of HK\$1.00 each, was subdivided into 100,000 shares with a nominal value of HK\$0.01.

On 14 June 2010, the Company acquired Thorholdco Limited ("Thorholdco") from Cayiron Limited in consideration for US\$260,015,001, satisfied by the issue of 700 shares at a price of approximately US\$371,450 per share.

On 25 June 2010, the Company acquired Thorrouble and Thordollar from Cayiron Limited in consideration for US\$437,621,872 satisfied by the issue by the Company of a further 800 shares to Cayiron Limited at a price of approximately US\$547,027 per share.

On 11 August 2010, 1,600 shares were issued to Cayiron Limited pursuant to, and in connection with, intra-group equity financing of the Group's mining operations for subscription price of HK\$20,089,268.

On 19 August 2010 the Company resolved to allot and issue an additional 1,600 Shares to Cayiron Limited, pursuant to the arrangements under the employee benefit trust for consideration of HK\$334,141,390.

On 26 August 2010, 360 shares were issued to the Pre-IPO Investors pursuant to the Pre-IPO Investment Agreement for cash in return for their combined equity investment of US\$60 million in the share capital of the

Company (the "Subscription Shares") The subscription price ("Subscription Price") for the Subscription Shares represented a negotiated price and based on the agreed assessment of the value of the Group at the time of signing the Pre-IPO Investment Agreement

On 12 October 2010, an aggregate of 2,321,994,840 shares were issued to the shareholders for no consideration pursuant to the capitalisation issue, with each shareholder receiving 449,999 new shares for every share then held

On 21 October 2010, the Company issued 1,040,000,000 shares with a nominal value of HK\$0.01 each at HK\$1.80 per share upon listing of the shares on the Stock Exchange

	No. of shares	US\$'000
Authorised		
Ordinary shares of HK\$1.00 each at date of incorporation	1,000	-
Subdivision of shares	99,000	-
Increase in authorised share capital	9,999,900,000	12,820
Ordinary shares of HK\$0.01 each at the end of the period	<u>10,000,000,000</u>	<u>12,820</u>
Allotted, called up and fully paid		
At date of incorporation	1	-
Subdivision of shares	99	-
Issued during the period	1,040,005,060	1,340
Capitalisation of shares	2,321,994,840	2,990
At 31 December 2010	<u>3,362,000,000</u>	<u>4,330</u>

Details of the ordinary shares of the Company in issue at the date of incorporation, ordinary shares of the Company issued during the period, and ordinary shares of the Company in issue at the end of the period are given in the table below

Date	Description	Price HK\$	No. of shares
4 June 2010	Issue of share capital on incorporation	1.00	1
14 June 2010	Subdivision of shares Authorised share capital 1,000 ordinary shares divided into 100,000 ordinary shares of HK\$0.01 each		99
14 June 2010	Issue of share capital	0.01	700
25 June 2010	Issue of share capital	0.01	800
11 August 2010	Issue of share capital	0.01	1,600
19 August 2010	Issue of share capital	0.01	1,600
26 August 2010	Issue of share capital	0.01	360
12 October 2010	Capitalisation issue of shares	0.01	2,321,994,840
21 October 2010	Issue of share capital by way of public offer (Note)	0.01	<u>1,040,000,000</u>
31 December 2010	Number of ordinary shares on issue at the end of the period	0.01	<u>3,362,000,000</u>

Note The Company listed its shares on the Stock Exchange of Hong Kong with effect from 21 October 2010 and issued new shares to the public through the initial public offering

**(b) Restructure and combination accounting**

As set out above, the Company was incorporated on 4 June 2010 and since that time has undertaken a number of transactions in order to put in place the structure for the listing of the Group on the Stock Exchange (collectively referred as the "Restructuring")

These transactions, and the impact on the consolidated financial statements are set out below

- 1 Thorholdco was incorporated in the Cayman Islands on 18 May 2010 as a wholly owned subsidiary of Petropavlovsk PLC
- 2 Thorrouble and Thordollar were incorporated in the Cayman Islands on 18 May 2010, as wholly owned subsidiaries of Petropavlovsk PLC
- 3 The Company was incorporated on 4 June 2010, as set out above
- 4 On 14 June 2010, Petropavlovsk PLC capitalised Thorholdco by contributing to it a promissory note of US\$260,000,000 in exchange for the issue by Thorholdco to Petropavlovsk PLC of 15 further shares. The entire share capital of Thorholdco was then transferred to Cayiron Limited in exchange for the issue and allotment by Cayiron Limited of further shares to Petropavlovsk PLC
- 5 On 14 June 2010, the Company acquired Thorholdco from Cayiron Limited in consideration for US\$260,015,001, satisfied by the issue of 700 shares at a price of approximately US\$371,450 per share, resulting in share premium of US\$260,015,000
- 6 On 25 June 2010, Petropavlovsk PLC subscribed for 100,000 ordinary shares in Thorrouble in consideration for the issue of promissory notes of RUR6,607,448,778 (equivalent of approximately US\$213,041,112)
- 7 On 25 June 2010, Petropavlovsk PLC subscribed for 3,000 ordinary shares in Thordollar in consideration for the issue of promissory notes of US\$224,559,090
- 8 Following the completion of these transactions, Thorrouble and Thordollar were acquired by the Company on 25 June 2010 in exchange for the issue of 800 shares to the value of US\$437,621,872 which was the book value of the two companies transferred, resulting in share premium of US\$437,621,857. On the same day, the Company transferred the entire issued share capital of Thorrouble and Thordollar to Thorholdco in exchange for the issue and allotment by Thorholdco to the Company of additional shares
- 9 On 25 June 2010, Thorrouble entered into a deed of assignment with Peter Hambro Mining Rouble Treasury Limited ("PHM Rouble Treasury"), under which Thorrouble assigned the promissory note in point 6 above to PHM Rouble Treasury in consideration for the assignment to Thorrouble of the Rouble denominated receivables between PHM Rouble Treasury and the Aricom Group
- 10 On 25 June 2010, Thordollar entered into a deed of assignment with Aricom Treasury UK Limited and Aricom Roubles Treasury Limited, under which Thordollar assigned the promissory notes in point 7 above to Aricom Treasury UK Limited and Aricom Roubles Treasury Limited, respectively, in consideration for the assignment to Thordollar of the US Dollar denominated receivables between Aricom Treasury UK Limited and Aricom Roubles Treasury Limited and the Aricom Group
- 11 Following the completion of these transactions, the Company held investments in Thorholdco, which in turn held investments in Thorrouble and Thordollar. The Group had amounts outstanding from Petropavlovsk PLC of US\$260,000,000 which were settled by the transfer of Aricom to Thorholdco, on 5 August 2010. Thorrouble and Thordollar held the Rouble and US Dollar denominated receivables from the Aricom Group

On 10 June 2010, Aricom disposed of its interest in Aricom Finance UK Limited and Aricom Treasury UK Limited and its subsidiaries to Petropavlovsk PLC and the consideration receivable remained outstanding against Petropavlovsk PLC's undertaking to pay to Aricom ("Consideration"). These companies have been deconsolidated from this point in time, with the excess of the net assets of the companies disposed over the consideration received of US\$168,509,000 recognised in equity as deemed distribution. The deconsolidation would have resulted in a significant increase in the loans payable to related parties. Accordingly, Petropavlovsk PLC has transferred these receivables from Aricom Group to Thordollar and Thorrouble as set out above. As described in note 33(c), these receivables were transferred to Thordollar and Thorrouble for consideration less than the contractual amounts payable. The difference of US\$205,412,000 has been recognised as a transfer of equity by the owner.

The Consideration, combined with further advances provided to Aricom to fund its continued operations, increased the total amount owing by Petropavlovsk PLC to Aricom to approximately US\$621,977,000. On 22 June 2010, Aricom declared a dividend of US\$644,437,000 of which US\$22,460,000 was paid in cash, with the remaining amount offset against the total loan receivable amount outstanding from Petropavlovsk PLC.

Accordingly, at 31 December 2010 the Group does not have any loans receivable from the Petropavlovsk PLC Group.

#### *Acquisition of Aricom by the Company*

Following receipt of the necessary Russian regulatory approvals on 23 July 2010, Thorholdco Limited acquired from Petropavlovsk PLC the entire issued share capital of Aricom, which is the indirect holding company of the Group's mineral and ilmenite assets. Accordingly, the US\$260,000,000 promissory note due from Petropavlovsk PLC recorded by the Group as detailed in point 11 above, which is set up as a form of the group re-organisation detailed above, was set off by the amount paid by Thorholdco to acquire Aricom of US\$260,000,000 on 5 August 2010 and has been recognised in accumulated losses for the year ended 31 December 2010.

#### **(c) Share capital of Aricom**

	Aricom	
	Number '000	US\$'000
Authorised		
Ordinary shares	20,000,000	-
Allotted, called up and fully paid		
At 1 January 2009	1,182,864	2,265
Issued during the year	-	-
Subdivision of shares	10,645,774	-
At 31 December 2009 and 1 January 2010	11,828,638	2,265
Exercise of warrant	1,330,000	192
At 5 August 2010	13,158,638	2,457

Details of the ordinary shares of Aricom in issue are given in the table below.

Date	Description	Price GBP	No. of shares
1 January 2009	Number of ordinary shares on issue at the end of year		1,182,863,763
22 April 2009	Subdivision of shares, scheme of arrangement for shares and warrants became effective. Authorised share capital 2,000,000,000 ordinary shares divided into 20,000,000,000 ordinary shares of GBP 0.0001 each and 133,000,000 warrants divided into 1,330,000,000 warrants		10,645,773,867
22 April 2009	Allotment of 2 shares to Petropavlovsk PLC		2
31 December 2009	Number of ordinary shares on issue at 31 December 2009		11,828,637,632
26 May 2010	Exercise of warrants granted to Petropavlovsk PLC	0.08	1,330,000,000
5 August 2010	Number of ordinary shares on issue at the date of acquisition by Thorholdco		13,158,637,632

The authorised share capital of 2,000,000,000 ordinary shares of Aricom was divided into 20,000,000,000 ordinary shares on 22 April 2009 and the value of each share is changed from £0 001 to £0 0001. The authorised share capital of Aricom was increased by 18 000,000 000 ordinary shares.

Aricom has one class of ordinary shares which carry no right to fixed income. On 22 April 2009, the shareholders of Aricom passed a resolution to authorise the subdivision of each ordinary share into 10 shares resulting in the issue of 10,645,773,867 new shares making a total of 11,828,637,630 shares in the then issued share capital of Aricom.

#### *Warrants in issue*

On 4 June 2007, Aricom issued 133 million units each comprising three ordinary shares of Aricom and one tradeable warrant. Each warrant then conferred the right to subscribe for one ordinary share of Aricom at a price of 80 pence (subject to adjustment). On acquisition of Aricom by Petropavlovsk PLC, these warrants were acquired by Petropavlovsk PLC in exchange for the issue of warrants conferring the right to subscribe to ordinary shares in Petropavlovsk PLC.

At the time of the share split, the warrants were also split by ten, resulting in 1,330,000,000 warrants in issue at 31 December 2009. Each warrant conferred the right to subscribe for one ordinary share of Aricom at a price of 8 pence (subject to adjustment). The initial recognition and changes in the fair value of the liability during this period resulted in a loss of US\$1.7 million being recorded in the consolidated statement of comprehensive income.

On 26 May 2010 Petropavlovsk PLC exercised all of these warrants in Aricom. As a result Aricom issued 1,330,000,000 ordinary shares of £0 0001 for consideration of £0 08 per share which amounted to US\$154.37 million, and was settled via a promissory note issued by Petropavlovsk PLC. This promissory note has since been settled by the dividend declared by Aricom (see note 16 for details).

#### *Issue of Options*

On 4 June 2007, Aricom completed a private placement with the IFC which included the issue of an option to subscribe for 17,076,372 ordinary shares at an exercise price of 74 pence per share (subject to adjustment). The option was due to expire on 4 June 2015. Under the terms of the option agreement the expiry date may be modified if

- (a) any time after the gross revenue from operations of the Group exceeds US\$40 million and the volume weighted average closing price exceeds 160% of the exercise price, or
- (b) two years after the gross revenue from operations of the Group exceeds US\$40 million and the volume weighted average closing price exceeds 130% of the exercise price.

On acquisition of Aricom by Petropavlovsk PLC, this was replaced with an option to allow the IFC to subscribe for ordinary shares in Petropavlovsk PLC. Accordingly at 31 December 2009 and 2010, this option was no longer in existence.

*Transfer to an equity holder*

Prior to the acquisition of Aricom by Petropavlovsk PLC in April 2009, two of Aricom's subsidiaries, Aricom Treasury UK Limited and Aricom Roubles Treasury Limited provided inter-company funding to other Aricom companies. Following the acquisition of Aricom by Petropavlovsk PLC in April 2009, the Group's inter-company receivables balances held by Aricom Treasury UK limited and Aricom Roubles Treasury Limited were transferred to Peter Hambro Mining Treasury UK Limited, a subsidiary of Petropavlovsk PLC, and subsequent funding to Aricom was provided by Peter Hambro Mining Treasury UK Limited. In exchange for the receivables transferred of US\$211.9 million, Aricom received a promissory note with fair value of US\$165.3 million from Peter Hambro Mining Treasury UK limited. The difference of US\$46.6 million had been treated as an equity transfer from the Aricom Group to Petropavlovsk PLC in April 2009. During the year ended 31 December 2010 all amounts owing to Petropavlovsk PLC by the Aricom Group (including the amounts above) were transferred from Peter Hambro Mining Treasury UK Limited to the Company's subsidiaries, Thorrouble Limited and Thordollar Limited, for consideration of US\$437.9 million. The difference between this amount paid, and the carrying amount of the loans of US\$643.3 million has been treated as a contribution to the Aricom Group by Petropavlovsk PLC of US\$205.4 million.

The amount of share capital of US\$2,265,000 shown on consolidated statement of financial position as at 31 December 2009 represented the issued capital of Aricom, which became a subsidiary of the Company during the year.

### 34. Treasury shares

#### The Group

	2010 US\$'000	2009 US\$'000
Balance at the beginning of the year	-	24,801
Acquired in the year	43,000	-
Transfer of Aricom shares	-	(24,801)
Balance at the end of the year	<u>43,000</u>	<u>-</u>

In 2009, treasury shares represented ordinary shares held by the Aricom's EBT to provide benefits to employees under the Long-term Incentive Plan (the "LTIP"). On acquisition of Aricom by Petropavlovsk PLC, Aricom shares previously held by the EBT were exchanged for shares in Petropavlovsk PLC (see note 38).

In 2010, treasury shares represented ordinary shares held by the Company's EBT to provide benefits to employees under the LTIP. During the year ended 31 December 2010, 116,100,000 shares were acquired and held under the EBT.

## 35. Accumulated losses

### The Company

	2010 US\$'000
As at 4 June 2010, date of incorporation	-
Loss for the period	16,294
As at 31 December 2010	<u>16,294</u>

## 36. Notes to the cash flow statements

### (a) Reconciliation of loss before taxation to cash used in operations

	2010 US\$'000	2009 US\$'000
Loss before taxation	(78,353)	(138,500)
Adjustments for		
Depreciation of property, plant and equipment	4,925	2,267
Financial income	(10,929)	(15,145)
Financial expense	11,813	10,337
Loss on disposal of property, plant and equipment	920	230
Inventory written off	-	239
Impairment charges	35,972	97,371
Share based payments and LTIP expense (defined in note 38)	1,334	1,892
Share of results of joint ventures	135	90
Net foreign exchange (gain) loss	(2,074)	6,224
Net change in fair value of financial instruments at FVTPL	(1,711)	1,711
(Reversal of allowance) allowance for doubtful debts	(42)	3,589
Other non-cash adjustments	8,206	6,908
Operating cash flows before movements in working capital	<u>(29,804)</u>	<u>(22,787)</u>
(Increase) decrease in inventories	(15,009)	294
Increase in trade and other receivables	(13,348)	(4,571)
Increase in trade and other payables	9,050	970
Cash used in operations	<u>(49,111)</u>	<u>(26,094)</u>



**(b) Major non-cash transactions**

Following the acquisition of Aricom by Petropavlovsk PLC, the inter-company receivable balances within Aricom Treasury UK Limited and Aricom Roubles Treasury Limited were transferred to Peter Hambro Mining Treasury UK limited, a subsidiary of Petropavlovsk PLC, and subsequent funding to Aricom had been provided by this entity. In exchange for the receivables transferred of US\$211.9 million Aricom received a promissory note of US\$165.3 million from Peter Hambro Mining Treasury UK Limited. The difference of US\$46.6 million was treated as an equity transfer from the Aricom Group to Petropavlovsk PLC (see note 33(c) for further details).

On 25 June 2010, Thorrouble entered into a deed of assignment with PHM Rouble Treasury, under which Thorrouble assigned the promissory note receivable from the Petropavlovsk Group to PHM Rouble Treasury in consideration for the assignment to Thorrouble of the Rouble denominated receivables between PHM Rouble Treasury and the Aricom Group.

On 25 June 2010, Thordollar entered into a deed of assignment with Aricom Treasury UK Limited and Aricom Roubles Treasury UK Limited, under which Thordollar assigned the promissory note receivable from the Petropavlovsk Group to Aricom Treasury UK Limited and Aricom Roubles Treasury Limited in consideration for the assignment to Thordollar of the US Dollar denominated receivables between Aricom Treasury UK Limited and Aricom Roubles Treasury UK Limited and the Aricom Group.

In 2009, there were certain administrative expenses of the Aricom Group of US\$6.9 million borne by the ultimate holding company, which were recorded in capital reserve as a deemed capital contribution. These expenses are included in note 36(a) and treated as other non-cash adjustments.

During the year ended 31 December 2010, US\$6.9 million of administrative expenses and US\$3.1 million of UK tax expenses were borne by the ultimate holding company and recorded in capital reserve as a deemed capital contribution. These expenses are included in note 36(a) and treated as other non-cash adjustments.

On 22 June 2010, Aricom declared a dividend of US\$644,437,000 of which US\$22,460,000 was paid in cash, with the remaining amount offset against the total loan receivable amount outstanding from Petropavlovsk PLC (see note 16).

During the year ended 31 December 2010, Aricom disposed of a number of its subsidiaries to the Petropavlovsk PLC Group. Consideration was settled via the issue of a promissory note (see note 33(b)).

During the year ended 31 December 2010, a restructuring was undertaken in order to put the proposed listing structure in place. These transactions did not involve cash consideration as they were settled via promissory notes (see note 33(b)).

In relation to the bank facilities (see note 41), the Group is required to pay insurance premium of US\$22.5 million as part of the facility agreement, which is outstanding as at 31 December 2010.

### 37. Contingent liabilities

The Group is involved in legal proceedings with Gatnom Capital & Finance Limited and O M Investments & Finance Limited, who are the non-controlling shareholders in Lapwing, the Group's 99.58% owned subsidiary incorporated in Cyprus. This subsidiary of IRC holds a 100% interest in LLC Garinsky Mining & Metallurgical Complex ("GMMC"). The claim was filed in September 2008 in Cyprus and the respondents are Lapwing and Aricom UK Limited. The claimants allege their holdings in Lapwing were improperly diluted as the result of the issuance of additional shares following a shareholders' meeting held in September 2007. The claimants have asked the court to dissolve Lapwing or, alternatively, to order that their shares be purchased at a price allegedly previously agreed upon or to be determined by an expert appointed by the court. On 20 January 2010, the claimants withdrew their composite claim and re-filed individual claims in substantially similar form. The maximum potential liability arising from the claim cannot currently be reliably estimated although the Directors believe that the claim is of a limited merit.

### 38. Share-based payments

#### (a) Aricom PLC Share Option Scheme

Up until 22 April 2009, Aricom operated its own equity-settled share option scheme for the directors of Aricom. These options over ordinary shares were issued in accordance with the Aricom PLC share option scheme ("Aricom share option scheme"). Options granted under the Aricom share option scheme were not subject to performance criteria. Options were normally forfeited if the employee left the Aricom Group.

As part of the acquisition of Aricom on 22 April 2009 by Petropavlovsk PLC, the outstanding options granted under the Aricom share option scheme to the directors of Aricom were exchanged for options over ordinary shares of Petropavlovsk PLC, exercisable between 19 July 2009 until 19 July 2012. Following the acquisition, no further options were granted under the Aricom share option scheme.

Details of the Aricom plc share options outstanding are as follows:

At 31 December 2009

Date of grant	Date exercisable	Exercise price £	Outstanding at		Granted during the year	Forfeited 22 April 2009	Outstanding at	
			1 January 2009	31 December 2009			31 December 2009	31 December 2009
19/07/2006	Exchange of existing share options for share options in Petropavlovsk PLC	0.42	3,700,000	-	(3,700,000)	-	-	-

The Group recognised total expenses of nil and US\$153,000 for each of the years ended 31 December 2010 and 2009 respectively relating to the equity settled Aricom Share Option Scheme. The information above has not been represented for the subdivision of Aricom shares as described in note 33.

### Petropavlovsk PLC share option scheme

As part of the acquisition of Aricom on 22 April 2009 by Petropavlovsk PLC, the outstanding options granted under the Aricom share option scheme (described above) to its directors were exchanged for options over ordinary shares of Petropavlovsk PLC under the Petropavlovsk PLC share option scheme, exercisable between 19 July 2009 and 19 July 2012

At 31 December 2010

Date of grant	Date exercisable	Exercise price £	Outstanding at 1 January 2010	Granted during the year	Forfeited during the year	Exercised during the year	Outstanding at 31 December 2010
22 4 2009	From 19 July 2009 to 19 July 2012	6 72	75,000	-	-	(25,000)	50,000

At 31 December 2009

Date of grant	Date exercisable	Exercise price £	Outstanding at 1 January 2009	Granted on 22 April 2009	Forfeited during the year	Exercised during the year	Outstanding at 31 December 2009
22 4 2009	Aricom share awards exchanged for the share awards of Petropavlovsk PLC	6 72	-	231,250	-	(156,250)	75,000

The weighted average exercise prices of the outstanding Petropavlovsk PLC share options at 31 December 2010 and 2009 was £6 72 and £6 72 respectively. The weighted average remaining contractual life of the options outstanding at 31 December 2010 and 31 December 2009 was 1 5 years and 2 5 years respectively (exercisable until 19 July 2012)

The inputs into the Black-Scholes options pricing model were as follows

	Options granted 22 April 2009
Weighted average share price (£)	5 20
Weighted average exercise price (£)	6 72
Expected volatility (%)	102 14
Expected life in years	0 24
Risk-free rate (%)	0 86
Expected dividends (£)	0 00
Fair Value per option (£)	0 57

The Group recognised total expenses of nil for the year (2009 US\$42,000) relating to the equity settled Petropavlovsk PLC share option scheme

**(b) Aricom Group long-term incentive plan**

In 2007, the Aricom Group established a cash settled LTIP to operate in conjunction with an EBT which held shares in Aricom for the benefit of employees (the "participants")

On acquisition of Aricom by Petropavlovsk PLC, the Aricom LTIP was replaced with an equity settled scheme with awards over Petropavlovsk PLC's shares ("Replacement LTIP"). As a result, 29,000,000 ordinary shares of Aricom plc held by the EBT were exchanged into 1,812,500 ordinary shares of Petropavlovsk PLC, out of which 430,768 shares were allocated to the existing participants of the Aricom LTIP. The Replacement LTIP award had a sole performance condition being continued employment with Petropavlovsk PLC until 6 February 2010 or a good leaver status.

The fair value of awards issued under the long-term incentive plans was determined using the Black-Scholes option pricing model using the assumptions detailed in the table below.

	As at 31 December 2009 Replacement LTIP Awards issued at April 2009
Weighted average share price (£)	5.20
Weighted average exercise price (£)	0.00
Expected volatility (%)	119.86
Expected life in years	0.81
Risk-free rate (%)	0.87
Expected dividends (£)	0.00
Fair value per award (£)	5.20

For the year ended 31 December 2010, the Group recorded an expense of US\$221,000 (2009: US\$2,021,000) in respect of the Replacement LTIP. The information above has not been represented for the subdivision of Aricom shares as described in note 33.

The treasury shares of Aricom previously held by the EBT are now held by Petropavlovsk PLC (see note 34). The original loans made by Aricom Services Limited to the EBT remain outstanding at the time of the Replacement and accordingly had been included in amounts due from related parties.

**(c) Petropavlovsk PLC Long-term Incentive Plan (the "Petropavlovsk PLC LTIP")**

Petropavlovsk PLC established the Petropavlovsk PLC LTIP which was approved by its shareholders on 25 June 2009. Certain employees of the Group are entitled to participate in the Petropavlovsk PLC LTIP which includes the following awards:

- Share option awards, being a right to acquire a specified number of Petropavlovsk PLC ordinary shares at a specified exercise price,

- Performance share awards, being a right to acquire a specified amount of Petropavlovsk PLC ordinary shares at nil cost, and
- Deferred Bonus Awards

Performance share awards and share option awards vest or become exercisable subject to the following provisions

- 50% of the shares subject to the awards may be acquired based on a condition relating to total shareholder return (the "TSR Condition"); and
- 50% of the shares subject to the awards may be acquired based on specific conditions relating to Petropavlovsk PLC's business development and strategic plans (the "Operating Conditions")

The TSR Condition relates to growth in TSR over a three year period relative to the TSR growth of companies in a peer group of listed international mining companies selected upon establishment of the Petropavlovsk PLC LTIP (the "Comparator Group") over the same period

The TSR Condition provides for the awards to vest or become exercisable as follows

	% of the award vesting
Within top decile	50%
At median	25%
Below median	-

The detailed requirements to the Operating Conditions are determined by the Petropavlovsk PLC Remuneration Committee and are measured over a three year period from the date of grant

Initial performance share awards under the Petropavlovsk LTIP were granted on 25 June 2009 with 41,666 shares allocated to members of the senior management of the Anicom Group, for which Petropavlovsk PLC is assuming the obligation to issue the remaining shares upon vesting of the LTIP

The fair value of performance share awards was determined using the Black-Scholes option pricing model at the date of the grant in relation to the proportion of the awards vesting based on the operating performance conditions and using the Monte Carlo model in relation to the proportion of the awards vesting based on the TSR Condition. The relevant assumptions are set out below

	Petropavlovsk PLC LTIP performance share awards	
	vesting based on Operating Conditions	vesting based on TSR Condition
Number of performance share awards granted	20,833	20,833
Share price at the date of grant (£)	6.00	6.00
Exercise price (£)	-	-
Expected volatility (%)	72.98	72.98
Expected life in years	3	3
Risk-free rate (%)	2.13	2.13
Expected dividends yield (%)	1.25	1.25
Expected annual forfeitures	-	-
Fair value per award (£)	4.083	5.778

The Group recognised total expenses of US\$339,000 relating to the Petropavlovsk PLC LTIP, based on an allocation of the total performance share awards granted for the year ended 31 December 2010 (2009 US\$233,000)

Under the Company's LTIP, which was established on 11 August 2010, selected employees and Directors of the Group (the "Selected Grantees") are to be awarded shares of the Company which have been purchased by Group's trustee. Upon management's recommendation, the number of shares awarded to the Selected Grantees shall be determined, with the vesting dates for various tranches, by the Board. Any Company LTIP awarded to a Selected Grantee who is a Director of the Company shall be subject to the Board's approval following a recommendation from the Remuneration Committee of the Board.

The scheme has a 3-year vesting period and is subject to the following vesting conditions:

- 25% of the award vesting is relating to the achievement of certain production targets,
- 25% of the award vesting is relating to profitability,
- 25% of the award vesting is relating to the growth and development of the Group, and
- 25% of the award vesting is relating to the meeting of certain health, safety and environmental requirements

On 3 November 2010, 91.1 million shares of the Company were awarded to Selected Grantees under the Company's LTIP. The fair value of the services rendered as consideration of the awarded shares was measured by reference to the fair value of the awarded shares at the award dates of US\$19.2 million (determined based on the closing share price of the Company as of 3 November 2010 of HK\$1.64 per share) which is recognised to the consolidated income statement over the vesting period. The amount expensed during the year was US\$1,029,000.

## 39. Retirement benefit schemes

The Group does not operate any retirement benefit schemes, instead making defined contributions to employees' personal pension schemes.

The Group participates in various defined contribution pension plans for all of its employees in the UK. Under the rules schemes, only Aricom participated in the scheme at the rate defined by Aricom for all its employees. The only obligation of Aricom with respect to the employees' personal pension scheme was to make required contributions based on the gross wages of the employees. The retirement benefit scheme contributions charged to the consolidated income statement of US\$58,000 for the year (2009 US\$69,000).

Each employee of Aricom chose their own pension plan. There were approximately eight different pension plans where the Company made contributions. One of these plans was an offshore saving account, all the others were UK pension plan providers.

Aricom contributed in the range between 10% and 17% of the gross wages to the individual pension plans.

In addition, the Group operates a Mandatory Provident Fund Scheme ("MPF") for all qualifying employees in Hong Kong. The assets of the plans are held separately from those of the Group in funds under the control of trustees. The contributions charged to the consolidated income statement amounted to US\$34,000 and 2009 was nil.

## 40. Financial instruments

### *Capital and liquidity risk management*

The Group's objectives when managing capital are to safeguard the Group's ability to continue as a going concern in order to provide returns for shareholders and benefits for other stakeholders and to optimise the weighted average cost of capital and tax efficiency subject to maintaining sufficient financial flexibility to undertake its investment plans

The capital structure of the Group consists of cash and cash equivalents, loans due from/to related parties and equity attributable to owners of the Company, comprising issued capital and reserves

### *Externally imposed capital requirement*

The Group is not subject to externally imposed capital requirements except for the restriction disclosed in note 41 in relation to the bank credit facilities

### *Significant accounting policies*

Details of significant accounting policies and methods adopted, including the criteria for recognition, the basis of measurement and the basis on which income and expenses are recognised, in respect of each class of asset, financial liability and equity instrument are disclosed in note 4 to the consolidated financial statements

### *Categories of financial instruments*

#### **The Group**

	Carrying value as at 31 December	
	2010	2009
	US\$'000	US\$'000
<b>Financial assets</b>		
Loans and receivables (including cash and cash equivalents)	242,716	407,400
<b>Financial liabilities</b>		
Amortised cost	(38,858)	(274,794)
FVTPL	-	(1,711)
	<u>(38,858)</u>	<u>(276,505)</u>

#### **The Company**

	Carrying value as at 31 December 2010 US\$ 000
<b>Financial assets</b>	
Loans and receivables (including cash and cash equivalents)	146,804
<b>Financial liabilities</b>	
Amortised cost	<u>(1,657)</u>

### Financial risk management objectives

The Group's activities expose it to interest rate risk, foreign currency risk, risk of change in the iron ore concentrate price and the ilmenite concentrate price, credit risk, liquidity risk and equity price risk. The Group's overall risk management programme focuses on the unpredictability of financial markets and seeks to minimise potential adverse effects on the Group's financial performance.

Risk management is carried out by a central finance department and all key risk management decisions are approved by the Board of Directors. The Group identifies and evaluates financial risks in close cooperation with the Group's operating units. Up until the date it was acquired by Petropavlovsk PLC, Aricom operated within the Aricom's Board's written principles for overall risk management which are equally applicable for the Group, as well as guidance covering specific areas, such as foreign exchange risk, commodity price risk, interest rate risk and investment of excess liquidity.

### Foreign currency risk management

The Group undertakes certain transactions denominated in foreign currencies, principally Pounds sterling, US Dollars and Russian Roubles and is therefore exposed to exchange rate risk associated with fluctuations in the relative values of US Dollars, Pounds Sterling and Russian Roubles.

Exchange rate risks are mitigated to the extent considered necessary by the Board of Directors, through holding the relevant currencies. At present, the Group does not undertake any foreign currency transaction hedging.

The carrying amounts of the foreign currency denominated monetary assets and monetary liabilities of the Group and the Company at the reporting date are as follows:

#### The Group

	Assets		Liabilities	
	2010 US\$'000	2009 US\$'000	2010 US\$'000	2009 US\$'000
Russian Roubles	86,658	17,518	39,193	329,946
US Dollars	2,652	3,144	9	-
Pounds sterling	13	4,354	296	2,614
Kazakh Tenge	539	461	-	-
Euros	7	8	-	-
Hong Kong Dollars	325	-	61	-

#### The Company

	Assets 2010 US\$'000	Liabilities 2010 US\$'000
Hong Kong Dollars	276	56
Pounds sterling	-	333
Euros	11	-

### Foreign currency sensitivity analysis

The Group and the Company is mainly exposed to exchange rate movements between US Dollars, Russian Roubles and Pounds Sterling. The following table details sensitivity of the Group and the Company to a 25% change in exchange rates of functional currencies of the Group's companies and of the Company against the relevant foreign currencies for the year (2009-2010). The percentage change analysed represents management's assessment of a reasonably possible change in foreign currency rates.

A positive number below indicates a decrease in post-tax loss where the functional currencies of the Group's companies and of the Company strengthen 25% (2009-2010) against the relevant foreign currencies. For a 25% (2009-2010) weakening of functional currencies the Group's companies and of the Company against the relevant foreign currencies, there would be an equal and opposite impact on the loss and the balances below would be negative.



**The Group**

	US Dollars currency impact		Russian Roubles currency impact		Pounds sterling currency impact	
	2010	2009	2010	2009	2010	2009
	US\$'000	US\$'000	US\$'000	US\$'000	US\$'000	US\$'000
Profit or loss	<u>(529)</u>	<u>(629)</u>	<u>(9,493)</u>	<u>50,941</u>	<u>57</u>	<u>(252)</u>

**The Company**

	Pounds sterling currency impact 2010 US\$'000	
Profit or loss	<u>17</u>	

The Group's policy is to hold a portion of its cash equivalents in Russian Roubles to cover its exposure arising on capital and operational expenditure incurred in Russian Roubles

*Commodity price risk*

The Group intends to generate most of its revenue from the sale of titanomagnetite concentrate, magnetite concentrate and ilmenite concentrate. The Group's policy is to sell its products at the prevailing market price. The Group does not hedge its exposure to the risk of fluctuations in the price of its products. The forward commodity prices are a key input in assessing the recoverability of mining assets capitalised on the consolidated statement of financial position.

The Company does not expose to commodity price risk since the Company's principal activity is investment holding.

*Interest rate risk management*

The Group and the Company are exposed to interest rate risk through the holding of cash and cash equivalents, including monies invested into money market funds. The interest rates attached to these instruments are at floating rates. The Group and the Company also hold amounts on deposit with fixed rates of interest attached. The mix between fixed and floating rate financial assets limits the Group's interest rate risk. The exposures to interest rates on these financial assets of the Group and the Company are detailed below.

*Interest rate sensitivity*

The sensitivity analysis below has been determined based on the exposure to interest rates for the average balance of interest bearing financial asset investments held during the year. An increase/decrease of 1% in interest rates has been applied when reporting interest rate risk internally to key management personnel and represents management's assessment of the reasonably possible change in interest rates.

### The Group

If interest rates had been 1% higher/lower and all other variables were held constant, the Group's result for the year would decrease/increase by approximately US\$1,151,000 (2009 decrease/increase by US\$1,843,000)

### The Company

If interest rates had been 1% higher/lower and all other receivables were held constant, the Group's result for the period would decrease/increase by US\$1,485,000

### *Credit risk management*

Credit risk refers to the risk that a counterparty will default on its contractual obligations resulting in financial loss to the Group and the Company. The Group and the Company have adopted a policy of only dealing with creditworthy counterparties. The Group's and the Company's exposure and the credit ratings of the counterparties are monitored by the Board of Directors of the Company, and limits have been established to ensure that the aggregate value of transactions is spread amongst approved counterparties.

The principal financial assets of the Group and the Company are cash and cash equivalents, trade receivables and loans due from related parties. Cash equivalents represent investments in money market funds and amounts held on deposit with financial institutions.

The credit risk on liquid funds held in current accounts and available on demand is limited because the counterparties are primarily banks with high credit-ratings assigned by international credit-rating agencies.

The credit risk on money market funds is limited because the counterparties are investment funds with high credit-ratings assigned by international credit-rating agencies. These investment funds are managed in accordance with approved investment criteria, requiring that investments have certain credit ratings and limiting the concentration of investment in any one security.

For operational reasons the Group holds amounts on deposit with banks located in Russia, one of which is a related party, as detailed in note 42. Amounts held on deposit as at 31 December 2010 and 2009 with these banks were US\$21,138,000 and US\$6,156,000 maturing in 2010, representing 8% and 1.5% of total monetary assets held by the Group respectively.

The table below details major counterparties at the end of reporting period, the associated credit ratings of the counterparty and details the investment guidelines where appropriate. These, excluding related parties, represent 73% of total monetary assets held by the Group at 31 December 2010 (2009: 40%). The table below excludes any cash balances held on current accounts, as it is considered that these would not materially impact counterparty risk assessment.

Type of financial asset	Counterparty	Currency	Rating as at 31 December 2010	Carrying value 31 December 2010 US\$'000	Carrying value 31 December 2009 US\$'000
Cash equivalent	Unicredit Bank	US\$	BBB-	-	8,767
Cash equivalent	UBS	US\$	AAA-	42,655	238
Cash equivalent	OJSC VTB Bank	US\$	Baa1	2,500	2,400
Cash equivalent	OJSC VTB Bank	Roubles	Baa1	1,641	1 846
Cash equivalent	Royal Bank of Scotland ("RBS") Asset Management-Global Treasury Fund US\$ <sup>(a)</sup>	US\$	A-	143,850	1,087
Cash equivalent	Barclays Bank LLC - deposit accounts	Roubles	Ba1	4,378	1,912
Cash equivalent	Asian-Pacific Bank - deposits accounts	Roubles	B-	12,619	-
Total				<u>207,643</u>	<u>16,250</u>

<sup>(a)</sup> The minimum investment criteria for these funds require that investments have a minimum rating of A-1 (S&P) or Prime-1 (Moody's). A minimum of 50% of the portfolio is invested in securities rated A 1+ by S&P. The investment managers are permitted to invest in fixed rate securities with maturities up to 397 days, and floating rate notes with maturities up to two years. However, the weighted average maturity of the fund must be kept below 60 days.

Trade receivables consist mostly of amounts outstanding under engineering contracts held by a subsidiary in Russia. A credit evaluation was performed on these customers prior to the commencement of these contracts. An analysis of balances past due at 31 December 2010 is included in note 26.

The Group was exposed to concentration of credit risk in relation to the loans due from related parties as at 31 December 2009. In order to minimise the credit risk, management continuously monitors the level of exposure to ensure that corrective actions are taken as appropriate. As at 31 December 2010, the loans due from related parties were fully settled.

The Group's and the Company's maximum exposure to credit risk, without taking account of the value of any collateral obtained, is limited to the carrying amount of financial assets recorded in the consolidated statements of financial position and statement of financial position respectively.

#### *Liquidity risk management*

Ultimate responsibility for liquidity risk management rests with management. At 31 December 2010, the Group's and the Company's principal financial liabilities were trade and other payables. The management of the Company monitors the level of liquid assets available to the Group and the level of funding required to meet its short, medium and long-term requirements. The following table details the Group's and the Company's remaining contractual maturity for its non-derivative financial liabilities. The table has been drawn up based on the undiscounted cash flows of financial liabilities based on the earliest date on which the Group and the Company can be required to pay. The maturity dates for other non-derivative financial liabilities are based on the agreed repayment dates.

The table includes principal cash flows. To the extent that interest flows are floating rate, the undiscounted amount is derived from interest rate curve at the end of the reporting period.

**The Group**

	Due on demand or within one year US\$ '000	Due within one to two years US\$ '000	Due within two to five years US\$ '000	Due after more than five years US\$ '000	Total US\$ '000
<b>As at 31 December 2010</b>					
Trade and other payables	<u>38,858</u>	<u>-</u>	<u>-</u>	<u>-</u>	<u>38,858</u>
<b>As at 31 December 2009</b>					
Trade and other payables	10,636	-	-	-	10,636
Loans due to a related party	-	264,158	-	-	264,158
Expected future interest payments <sup>(a)</sup>	-	54,034	-	-	54,034
	<u>10,636</u>	<u>318,192</u>	<u>-</u>	<u>-</u>	<u>328,828</u>

<sup>(a)</sup> Expected future interest payments are based on contractual interest payments at 31 December 2009. Loans due to related parties and their associated interest payments were settled as part of the Restructuring see note 33(b)

**The Company**

	Due on demand or within one year US\$ '000	Due within one to two years US\$ '000	Due within two to five years US\$ '000	Due after more than five years US\$ '000	Total US\$ '000
<b>As at 31 December 2010</b>					
Other payables	1,411	-	-	-	1,411
Amount due to ultimate holding company	246	-	-	-	246
	<u>1,657</u>	<u>-</u>	<u>-</u>	<u>-</u>	<u>1,657</u>

**Other price risks**

As at 31 December 2009 the Group was exposed to equity price risk in relation to the warrants in issue. Changes in the equity price of Aricom would affect the fair value of warrants recognised in the combined income statement. This was not considered a significant financial risk, and was not actively managed by the Group. The warrants were exercised on 26 May 2010, and the risk was therefore extinguished.

The Company was not exposed to any other price risks as at 31 December 2010.

### Fair value measurements recognised in the consolidated statements of financial position

The following table provides an analysis of financial instruments that are measured subsequent to initial recognition at fair value, grouped into Levels 1 to 3 based on the degree to which the fair value is observable

- Level 1 - fair value measurements are those derived from quoted prices (unadjusted) in active markets for identical assets or liabilities,
- Level 2 - fair value measurements are those derived from inputs other than quoted prices included within Level 1 that are observable for the asset or liability, either directly (i.e. as prices) or indirectly (i.e. derived from prices), and
- Level 3 - fair value measurements are those derived from valuation techniques that include inputs for the asset or liability that are not based on observable market data (unobservable inputs)

	2010 US\$'000	2009 US\$'000
Financial assets at FVTPL at Level 1	-	-
Financial liabilities at FVTPL at Level 3	-	(1,711)

There were no financial instruments measured at fair value at Level 2 as at 31 December 2010. The below table is a reconciliation of Level 3 fair value measurements

	2010 US\$'000	2009 US\$'000
At the beginning of the year	(1,711)	-
Total gains (losses) recognised	1,711	(1,711)
At the end of the year	-	(1,711)

The total losses recognised in profit or loss of US\$1,711,000 related to the change in fair value of warrants held at 31 December 2009 (see note 33(c)). These warrants were exercised in May 2010, accordingly the liability was extinguished with a gain recognised in the consolidated statement of comprehensive income.

## 41. Bank facilities

On 6 December 2010, the Group announced that LLC KS GOK, a subsidiary of the Company, had entered into the HK\$3.11 billion (equivalent to US\$400 million) Engineering Procurement and Construction Contract with the China National Electric Engineering Corporation for the construction of the Group's mining operations at K&S.

On 13 December 2010, the Group entered into a project finance facility agreement with the Industrial and Commercial Bank of China Limited ("ICBC") (the "ICBC Facility Agreement") pursuant to which ICBC will lend US\$340,000,000 (equivalent to HK\$2.64 billion) to KS, a wholly owned subsidiary of the Company, to be used to fund the construction of the Group's mining operations at K&S in time for the start of major construction works in early 2011. Interest under the facility will be charged at 2.80% above London Interbank Offering rate ("LIBOR") per annum. The facility is repayable over a period of 11 years.

Petropavlovsk PLC has agreed to guarantee the Group's obligations under the ICBC Facility Agreement. Petropavlovsk PLC, the Company and KS have entered into an agreement setting out the terms on which Petropavlovsk PLC is prepared to give the guarantee ("Recourse Agreement"). No fee will be payable by the Company in respect of the provision of the guarantee by Petropavlovsk PLC while Petropavlovsk PLC remains the parent company of the Company. In the event that Petropavlovsk PLC ceases to be the parent company of the Company, a fee established on normal commercial terms will be payable by the Company to Petropavlovsk PLC in respect of the guarantee. No security will be granted by the Group to Petropavlovsk PLC in respect of the guarantee. Pursuant to the Recourse Agreement, Petropavlovsk PLC will have the right to inject funds into the Group by shareholder loan (on normal commercial terms at the time) in order to enable the Group to make payments under the ICBC Facility Agreement or for other working capital purposes. The Recourse Agreement also contains reporting obligations and customary covenants from the Group which require Petropavlovsk PLC's consent as guarantor (acting reasonably and taking into account the effect upon the Group's ability to fulfill its obligations under the ICBC Facility Agreement) for certain actions including the issuance, acquisition or disposal of securities, and entry into joint ventures.

As at 31 December 2010, Petropavlovsk PLC beneficially owns approximately 65.61% of the issued share capital of the Company. Under the ICBC Facility Agreement, each of the following will constitute a covenant and non-compliance with any covenant will constitute an event of default upon which the ICBC Facility Agreement will become immediately due and payable: (i) Petropavlovsk PLC must retain a not less than 30% direct or indirect interest in the Company, (ii) Petropavlovsk has an obligation to maintain a minimum tangible net worth of not less than US\$750,000,000, a minimum interest cover ratio of 3.5:1 and a maximum leverage ratio of 4:1, and (iii) there are also certain limited restrictions on Petropavlovsk PLC's ability to grant security over its assets, make disposals of its assets, or enter into merger transactions.

As at 31 December 2010, the Group did not utilise any of the bank facilities described above.

## 42. Related party disclosures

Transactions between the Company and its subsidiaries, which are related parties, have been eliminated on consolidation and are not disclosed in this note. Transactions between the Group and its other related parties are disclosed below. All of the transactions were reviewed by independent members of the Board.

During the year, the Group entered into the following transactions with related parties:

### *Related parties*

Petropavlovsk PLC, the ultimate holding company for the period from 22 April 2009 to 31 December 2010 and its subsidiaries and joint ventures are considered to be related parties due to Mr Peter Hambro, Mr George Jay Hambro and Dr Pavel Maslovskiy's shareholdings and directorships in those companies and in Petropavlovsk PLC prior to 22 April 2009 and the Company becoming a wholly-owned subsidiary of Petropavlovsk PLC on 22 April 2009. As at 31 December 2010, Mr Peter Hambro, Mr George Jay Hambro and Dr Pavel Maslovskiy held 5.66%, nil and 8.98% respectively of ownership interest in Petropavlovsk PLC. During the year, Mr Peter Hambro, Mr George Jay Hambro and Dr Pavel Maslovskiy held ownership interest in Petropavlovsk PLC ranging from 5.66% to 5.84%, from nil to 0.0044% and from 8.98% to 9.26% respectively.

Asian-Pacific Bank is considered to be a related party as Mr Peter Hambro and Dr Pavel Maslovskiy have an interest in these companies, throughout the years. As at 31 December 2010, each of Mr Peter Hambro and Dr Pavel Maslovskiy indirectly held 16.56% of ownership interest in Asian-Pacific Bank. During the years, Mr Peter Hambro and Dr Pavel Maslovskiy indirectly held ownership interest in Asian-Pacific Bank ranging from 16.48% to 16.56% each.

OJSC Apatit ("Apatit"), a subsidiary of JSC PhosAgro ("PhosAgro"), is considered to be a related party due to PhosAgro's non-controlling interest and significant influence in the Group's subsidiary, Giproruda.

Mr Peter Hambro is a Director and a beneficial owner of Peter Hambro Limited. As at 31 December 2010, Mr Peter Hambro held 51% of ownership interest in Peter Hambro Limited. During the year, Mr Peter Hambro held a 51% ownership interest in Peter Hambro Limited.

Jiatai Titanium and Vanadium Joint Venture are joint ventures of the Group and hence are related parties. Please refer to note 11 for further information on the future of the Jiatai Titanium project.

Uralmining is an associate of the Group and hence is a related party.

Transactions with related parties the Group entered into during the year are set out on the following page.

*Trading transactions*

Related party transactions the Group entered into that related to the day-to-day operation of the business are set out below except for the interest income earned and interest expenses incurred, which have been disclosed in note 13 and note 14 respectively

	Sales		Purchases	
	2010 US\$'000	2009 US\$'000	2010 US\$'000	2009 US\$'000
<b>Petropavlovsk PLC and its subsidiaries and joint ventures</b>				
Petropavlovsk PLC	688	148	1,249	405
OJSC Irgiredmet	-	-	711	378
LLC NPGF Regis	33	13	417	296
LLC Obereg CHOP	-	41	401	300
CJSC Peter Hambro Mining Engineering	129	-	5 096	3,214
CJSC Pokrovsky Rudnik	3,971	1,074	21	85
CJSC Malomyrskiy Rudnik	7	158	-	-
Dalgeologia	146	927	5,565	970
Kapstroy	2,734	3,228	17,860	24,858
MC Petropavlovsk	838	800	438	479
PRP Stansii	-	4	37	35
Gidrometallurgia	152	94	-	-
Odolgo	19	33	-	-
NNOUS 'PGK'	-	-	-	22
Aricom Rouble Treasury UK Ltd	17	-	-	-
Aricom Finance UK Ltd	26	-	-	-
Aricom Treasury UK Ltd	27	-	-	-
Asian Pacific Bank	70	-	-	-
<b>Trading transactions with other related parties</b>				
Peter Hambro Limited	-	-	-	501
Apatit	3,974	2,974	-	-



The related party transactions as disclosed above were conducted in accordance with terms mutually agreed with counter parties and in the Group's ordinary and usual course of business

Except for the loans due to (from) related parties shown in note 27, the remaining outstanding balances with related parties at the end of the reporting period are set out below

	Amounts owed by related parties <sup>(a)</sup>		Amounts owed to related parties <sup>(b)</sup>	
	2010 US\$'000	2009 US\$'000	2010 US\$'000	2009 US\$'000
<b>Petropavlovsk PLC and its subsidiaries and joint ventures</b>				
Petropavlovsk PLC	-	-	246	-
OJSC Irghiredmet	610	8	5	-
LLC NPGF Regis	4	2	205	290
LLC Obereg CHOP	-	5	42	40
CJSC Peter Hambro Mining Engineering	1,789	1,310	1,187	618
CJSC Pokrovsky Rudnik	228	331	1	4,146
CJSC Malomyrskiy Rudnik	9	-	800	-
Dalgeologia	95	258	625	600
Kapstroy	-	559	127	5
MC Petropavlovsk	34	-	-	1,992
PRP Stansii	-	12	-	-
Gidrometallurgia	2	1	-	-
Odolgo	2	2	-	-
Aricom Rouble Treasury UK Ltd	17	-	-	-
Aricom Finance UK Ltd	26	-	-	-
Asian Pacific Bank	-	-	-	-
Outstanding balances with other related parties				
Apatit	925	398	-	-
	<u>3 741</u>	<u>2,886</u>	<u>3,238</u>	<u>7,691</u>

<sup>(a)</sup> The amounts are recorded in trade and other receivables, which are unsecured, non-interest bearing and repayable on demand

<sup>(b)</sup> The amounts are recorded in trade and other payables, which are unsecured, non-interest bearing and repayable on demand

*Banking arrangements*

Other than the related party transaction as disclosed in note 41, the Group has bank accounts with Asian-Pacific Bank. The bank balances at the end of the reporting period are set out below.

	2010 US\$'000	2009 US\$'000
Asian-Pacific Bank	<u>13,531</u>	<u>817</u>

The Group earned interest on the balances held on accounts with the above bank details of which are set out below.

	2010 US\$'000	2009 US\$'000
Interest income from cash and cash equivalents	<u>3</u>	<u>1,599</u>

*Financing transactions*

The Group has provided a loan to an associate, Uralmining. The interest income accrued on the loan to Uralmining amounted to US\$476,000 (2009: US\$792,000) for the years ended 31 December 2010. The loan and interest income receivable as at 31 December 2010 and 31 December 2009 was fully impaired in the consolidated statement of comprehensive income as the loan to Uralmining is considered to be unrecoverable.

*Key Management Compensation*

During the year ended 31 December 2009, George Jay Hambro, Brian Egan, Yury Makarov and Martin Smith were considered the key management personnel of Aricom, who after 22 April 2009 were also employed by Petropavlovsk PLC. During the year ended 31 December 2010, George Jay Hambro, Brian Egan and Yury Makarov were considered the key management personnel of Aricom. For the period from 22 April 2009 to 31 December 2010, a component of their Petropavlovsk PLC remuneration was allocated to Aricom to reflect the proportion of their roles that related to Aricom business. The remuneration of key management personnel is set out below in aggregate.

	2010 US\$'000	2009 US\$'000
Short-term benefits	1,795	1,914
Post-employment benefits	110	108
Share-based payments	105	1,446
	<u>2,010</u>	<u>3,468</u>

The remuneration of key management personnel is determined by the Remuneration Committee having regard to the performance of individuals and market trends.

### *Restructuring*

During the year ended 31 December 2010, a number of transactions were undertaken between the Group and the Petropavlovsk Group in order to put the IRC listing structure in place

In summary these transactions included

- 1 The incorporation of the Company, Thorholdco, Thorrouble and Thordollar,
- 2 The transfer of loans receivable from the Aricom Group to Thorrouble and Thordollar,
- 3 The disposal of Aricom Finance UK Limited and Aricom Treasury UK Limited and its subsidiaries to the Petropavlovsk Group, and
- 4 The payment of a dividend to Petropavlovsk PLC of US\$644,437,000

Further details of the transaction set out in points 1 - 3 above are set out in note 33(b) Details of the dividend are set out in note 16

## **43. Disposal of subsidiaries**

On 10 June 2010, the Group disposed of its interest in Aricom Finance UK Limited and Aricom Treasury UK Limited and its subsidiaries to Petropavlovsk PLC These entities were part of the intercompany financing structure of the Aricom Group and their principal assets were group company current accounts, and were not considered to be a discontinued operation of the Group

Total consideration of US\$468,732,000 has been received for the sale of these entities The loss on sale of these entities of US\$168,509,000 was recognised in equity as a transfer to the equity holder, as it was generated by the difference between the value of the intercompany receivables in the standalone accounting records of each entity, compared to the balance eliminated from the consolidated financial statements When these loans were transferred to Thorrouble and Thordollar, as set out in note 33, the difference between the value of the consideration paid by these companies and the contractual amounts of the receivables of US\$205,412,000 was recognised as an offsetting transfer of equity by the owner

There were no cash-flows arising as a result of this transaction

#### 44. Particulars of principal subsidiaries

Name of company	Issued and fully paid share capital	Equity interest attributable to the Group		Principal activities
		2010 <sup>(a)</sup>	2009 <sup>(a)</sup>	
Arin Limited	US\$10 000	100%	100%	Provision of financing services for the Group
Brasenose Services Limited	US\$2,912	100%	100%	Investment holding
Dardanius Limited	US\$6,080	100%	100%	Investment holding
Esimanor Limited	US\$2,502	100%	100%	Investment holding
Expokom Limited (formerly Methkita Limited)	US\$158,808	100%	100%	Investment holding
Guiner Enterprises Ltd	US\$271,080	100%	100%	Investment holding
Kapucius Services Limited	US\$32,500	100%	100%	Investment holding
Lapwing Limited ( 'Lapwing ' )	€28,795	99.58%	99.58%	Investment holding
Lucilius Investments Limited	US\$22,740	100%	100%	Investment holding
Metellus Limited	US\$3,640	100%	100%	Investment holding
Rumier Holdings Ltd	US\$270,945	100%	100%	Investment holding
Russian Titan Company Limited	US\$197	100%	100%	Investment holding
Tenaviva Limited	US\$4,650	100%	100%	Investment holding
Aricom	€1,315,864	100%	100%	Investment holding
Aricom UK Limited	£241,481,039	100%	100%	Investment holding
Aricom B Finance plc <sup>(a)</sup>	£2	-	100%	Investment holding
Aricom B Limited <sup>(a)</sup>	US\$100	-	100%	Investment holding
Aricom B Roubles Treasury Limited <sup>(a)</sup>	RUR1,000	-	100%	Provision of financing services for the Group
Aricom Finance UK Limited <sup>(a)</sup>	£2	-	100%	Provision of financing services for the Group
Aricom Roubles Treasury UK Limited <sup>(a)</sup>	RUR62,684,000	-	100%	Provision of financing services for the Group
Aricom Services Limited <sup>(a)</sup>	US\$1	-	100%	Business services for the Group
Aricom Treasury UK Limited <sup>(a)</sup>	£2	-	100%	Provision of financing services for the Group
Arith HK Limited	HK\$1	100%	100%	Dormant
Ariva HK Limited	HK\$1	100%	100%	Investment holding
Thorholdco Limited	US\$31	-	100%	Investment holding

Name of company	Issued and fully paid share capital	Equity interest attributable to the Group		Principal activities
		2010 <sup>(a)</sup>	2009 <sup>(a)</sup>	
Thorrouble Limited	RUR100,000	-	100%	Provision of financing services for the Group
Thordollar Limited	US\$3,000	-	100%	Provision of financing services for the Group
LLC Petropavlovsk-Iron Ore (formerly LLC Aricom)	RUR10,000,000	100%	100%	Business services for the Group
LLC KS GOK	RUR141,514,865	100%	100%	Exploration and mining - K&S
LLC Olekminsky Rudnik	RUR1,378,664,935	100%	100%	Exploration and mining - Kuranakh
LLC Rubicon	RUR100,000	100%	100%	Development of bridge and other infrastructure projects for the Group
CJSC Soviet Harbour Maritime Trade Port ("CJSC SGMTP") <sup>(b)</sup>	RUR1,000,000	100%	100%	Development of port for the Group
LLC TOK	RUR10,000	100%	100%	Dormant
OJSC Giproruda <sup>(c)</sup>	RUR4,639	70.28%	70.28%	Engineering services
LLC GMMC	RUR780,000,000	99.58%	99.58%	Exploration and mining - Garinskoye
LLC Kostenginskiy GOK	RUR10,000	100%	100%	Exploration and mining - Kostenginskoye
LLC Orlovsko-Sokhatinsky Rudnik	RUR10,000	100%	100%	Exploration and mining - Garinskoye Flanks
LLC Garinskaya Infrastructure	RUR1,000,000	100%	100%	Transportation services for Garinskoye
LLC Amursnab	RUR10,000,000	100%	100%	Procurement services
LLC Karier Ushumunskiy	RUR1,000,000	100%	100%	Coal production

<sup>(a)</sup> On 10 June 2010, these entities were sold to Petropavlovsk PLC, the ultimate holding company as part of the Restructuring. Refer to note 2 for further information on the Restructuring.

<sup>(b)</sup> CJSC is a Closed Joint Stock Company in Russia. CJSC issued shares cannot be freely traded.

<sup>(c)</sup> OJSC is an Open Joint Stock Company in Russia. OJSC issued shares can be freely traded.

<sup>(d)</sup> As at 31 December 2010, except for Thorholdco Limited and LLC KS GOK, which were directly held by the Company, all of interests in remaining subsidiaries are indirectly attributable to the Group, while as at 31 December 2009, except for Arfin Limited, Aricom UK Limited and Aricom Finance UK Limited, which was directly held by Aricom, all of the interests in remaining subsidiaries were indirectly attributable to the Group.

## Financial Summary

### Results of the Group for the year ended 31 December

	2007 US\$'000	2008 US\$'000	2009 US\$'000	2010 US\$'000
Revenue	4,938	9,674	8,260	25,792
Profit (loss) attributable to shareholders	1,040	(427,377)	(139,291)	(82,358)
Earnings (loss) per share (US cents)				
Basic and diluted	0.08	(24.36)	(7.66)	(3.62)

### Assets and liabilities of the Group at 31 December

	2007 US\$'000	2008 US\$'000	2009 US\$'000	2010 US\$'000
Total assets	1,164,449	778,682	886,867	867,519
Total liabilities	(22,053)	(20,816)	(287,527)	(62,901)
Net assets	<u>1,142,396</u>	<u>757,866</u>	<u>599,340</u>	<u>804,618</u>