

DC Thomson & Company Limited

**Directors' report and Group financial statements
for the year ended 31 March 2023**

Registered number SC005830

FRIDAY



ACIX9P3F

A04

22/12/2023

#498

COMPANIES HOUSE

DC Thomson & Company Limited

Contents

	Page
Strategic report (<i>incorporating report under s.172(1) of the Companies Act</i>)	1 - 12
Directors' report	13
Group income statement	14
Group statement of comprehensive income	15
Company statement of comprehensive income	16
Group balance sheet	17
Company balance sheet	18
Group cash flow statement	19
Company cash flow statement	20
Group statement of changes in equity	21
Company statement of changes in equity	22
Notes to the financial statements	23 - 66
Directors' responsibilities	67
Independent auditor's report	68 - 71

DC Thomson & Company Limited

Strategic report (continued)

There was an increase in national insurance costs resulting from the temporary increase in the employer charge from the Exchequer.

During the year a full appraisal of all trading activities was undertaken, and a programme of consultation was announced prior to the year end regarding the closure of a number of titles and activities. The costs of the redundancy programme in the full year were £4.9m excluding the cost of redundancy of Aceville of a further £1.6m.

This year the pension costs from the defined benefit scheme were limited to £0.4m (2022 - £3.7m).

Other Costs

Other expenses cover all costs that are not allocated to raw materials or employment benefit costs. They include marketing, IT, utilities, travel, vehicle costs, professional fees and a large number of indirect overhead costs. There is a significant increase year on year as costs that have been affected by inflation, increased costs relating to the digital transformation and the continued reopening of activities post pandemic. In 2022 these costs were also offset by one-off credits relating to the reversal of onerous lease provisions in that year.

There is an impairment charge resulting from the disposal of the Aceville business and provisions against the carrying values of PSP and Stylist. The provision is not a reflection on our confidence in the golf and advocacy business but an acceptance that the business plans for both of these activities are still to develop.

Outside of trading items there was a small gain on the disposal of investments as part of a review of the portfolio, and an unrealised book loss on the value of investments of £151m reflecting a drop in values in the year.

There is a tax credit in the year primarily resulting from a fall in the deferred tax provision resulting from a reduction in the carrying value of investments.

The business continues to have access to reserves with balance sheet assets in excess of £1billion. This provides great strength and balance allowing us to continue investment in growth in our core business.

Trading Activities

The Group's trading activities are conducted by the Company and its subsidiaries (detailed in note 24). These include:

- Publishing of news, magazine and comic brand content (see below), exploited through both conventional and digital platforms;
- Printing and publishing of physical product, including annuals, sold through retail outlets, by direct delivery and through subscription;
- Development of children's IP including television and web development;
- Exploitation of our significant archive of content;
- Sale of non-print products both online and in retail outlets;
- Radio broadcasting via our local radio stations;
- The running of events that are linked to the brands;
- Marketing communication services;
- Printing of newspapers for our own brands and on a contract basis;
- The provision of genealogy services by Findmypast, offering content through digital subscriptions along with British Newspaper Archive records;
- The provision by Brightsolid of hybrid cloud, cyber resilience, and IT colocation services.

DC Thomson's news titles are: The Courier and Evening Telegraph (both based in Dundee), The Press and Journal and Evening Express (both based in Aberdeen), the national weekly title The Sunday Post, and online titles, Energy Voice and SG Voice.

DC Thomson & Company Limited

Strategic report

The Directors submit the audited financial statements of the Company and of the Group for the year ended 31 March 2023.

Business overview

The trading activities section in this report details the various activities and assets owned and operated by the DC Thomson group. These are a combination of internally generated intellectual property and trading activities complemented by acquired businesses and assets. Our strategy is to grow the value of our IP and other assets by continuing to develop brands into new income streams and audiences.

Performance has been impacted by the effects of high inflation in both our cost profiles and in depressed consumer spending limiting the ability to increase prices. Inflation continues to increase costs both internal and external. Our leadership teams are however engaged in mitigating these effects focusing on preserving profits and building growth revenues.

Our stable of Aceville titles were not performing to expectations and we sought a new owner resulting in a sale on 31 March 2023. The financial statements have been presented to show the Aceville numbers as discontinued items separately from recurring numbers in both years. The discontinued items resulted in a net loss after tax of £2.6m including £1.6m of severance costs.

Revenues

In the year to March 2023 recurring trading revenues were held at £143m although the mix was different, reflecting the reduced volumes of print revenues being replaced by other revenue streams that are digitally based or as a result of the market coming out of some of the effects of COVID-19.

- Circulation revenues fell in newspaper and magazine titles with exceptions in Puzzler and Beano publications. Overall circulation revenues, despite volume declines, were down by 0.1% supported by a revenue increase of 47% from digital subscriptions.
- Advertising revenues were down 7% year on year reflecting market conditions.
- the closure of Bunkered Golf Breaks led to the reduction in transactions revenues.
- Events income continues to increase gradually after the restrictions in the past two years.
- Marketing services conducted by Fifth Ring increased as it builds global revenues in the energy sector.
- Genealogy revenues were flat year on year as the bounce from the effects of COVID-19 and revenues from the 1921 census slowed.
- B2B revenues benefited from growth from Beano Brain data insights assignments.

Cost of Sales

The inflationary increases noted above contributed to increased cost of sales of £6m. This increase, particularly in paper and external print costs led to 4% fall in gross margin. Our direct materials are commodities, and we are used to cycles of market changes but the increase in energy costs had a significant effect on the cost of materials and the changes in consumer patterns led to paper mills changing production to packaging materials for the internet consumption stimulated by social changes during COVID-19, which have continued.

Staff Costs

Staff costs, on a like for like basis before pension and severance, increased by £3.9m due to inflationary increases in pay and a change in the mix of employees as digital staff have replaced a number of our print colleagues.

DC Thomson & Company Limited

Strategic report (continued)

The Group's magazine business spans a number of group companies in addition to DC Thomson itself, including Puzzler Media, The Stylist Group, Beano Studios and PSP. It publishes key titles such as: Puzzler, The People's Friend, Stylist, The Beano and other childrens titles, The Scots Magazine, My Weekly, This England and Bunkered.

Our radio stations are Kingdom and Original. Pure Radio was closed in September 2023 post year end.

KPI's in the year to 31 March 2023

	2023 £m	2022 £m	Variance £m	Variance %
Recurring sales revenue	<u>143.1</u>	<u>143.1</u>	<u>0</u>	<u>0%</u>
Gross margin %	<u>58%</u>	<u>62%</u>	<u>(6.1)</u>	<u>(4.0%)</u>
Circulation	72.3	73.0	(0.7)	(1.0%)
Advertising	15.4	16.5	(1.1)	(6.8%)
Transactions	2.7	4.4	(1.7)	(38.6%)
Events	3.1	2.6	0.5	19.2%
Marketing services	4.4	3.0	1.4	46.7%
Contract print	3.0	3.0	0.0	0.0%
Genealogy	25.0	25.2	(0.2)	(0.8%)
Cloud services	9.1	8.9	0.2	2.2%
Others	4.2	4.2	0.0	0.0%
B2B	3.9	2.3	1.6	69.7%
	<u>143.1</u>	<u>143.1</u>	<u>0.0</u>	<u>0.0%</u>

Circulation

Circulation revenues were marginally down on last year

There are falls in newspaper and magazine newsstand sales, but these were largely compensated by increases in print and digital subscriptions. Digital subscriptions increased year on year by 47.4%.

Our strong market leadership position in the Puzzle market was maintained during the year.

Advertising

A fall of 6.8% in revenues covering both print and digital revenues was broadly in line with market trends as consumer spending changed. In the new financial year, we migrated over to a new National Advertising sales partner.

Transactions

The key variance in transactions is the closure of Bunkered Golf Breaks. This was a very valuable service, during the COVID-19 years to Scottish Golf Clubs and hospitality venues that were affected by a loss of business, but there has been a significant recovery in the travel sector, resulting in less need for our services, as the sector is well served by larger operators.

Events

These continued to build on the momentum of last year as we came out of the effects of lockdown.

Contract print

Contract print has been a useful contributor to our newspaper performance for many years and there was a degree of stability this year in terms of revenue even as titles have reduced print runs.

Genealogy

Market conditions for genealogy have also been affected by inflation and consumer trends but the revenue has remained stable with the continuing effect of the digital publication of the 1921 England & Wales Census.

DC Thomson & Company Limited

Strategic report (continued)

Cloud services

The practices of hyperscale players in the public cloud market will constrain Brightsolid's market share until the customer benefits of full hybrid cloud are more widely established.

Others

No significant change.

B2B

This covers the sale of content rights through syndication and now includes the sale of insights from the Beano Brain division, which uses carefully collated data to give clients insights on trends, particularly with younger generations who have been engaging with our products for years.

Cash Flow

The cash flow for the Group is detailed on page 19.

The cash balances increased by £4m in the year:

- Operating cash was down by £10m in the year resulting from the pressures on trading activities noted above.
- Investment activity cash was an inflow of £21.3m against a £40.5m outflow in the previous year. This swing resulted primarily from a much-reduced purchase of financial assets which this year were primarily in the unlisted area under DCT Capital. In 2022 the Company had moved cash accumulated from the sale of Twig and unused contingencies from the initial stages of COVID-19 into higher yielding listed investments.
- Our property in Shoreditch, occupied by FMP, was sold for £5.1m.
- There were two investment disposals in the year. The first was our long-held shares on John Menzies plc that was subject to a takeover, secondly, a holding which no longer met our investment criteria.
- The Group continued to invest in data sets for FMP and the technology platforms they use.

Future Prospects

Media

The increases in inflation and pressures on the cost of living that has come through the figures has emphasised our need to accelerate the process of transformation to both a digital business with growth revenues but also with a strong underlying print media business with some exceptional titles. It is important that our top management spend their time and their focus on our successful titles and building the future.

This led us to decisions on our portfolio of print titles towards the end of the year where we identified those that do not have a future with DCT. The result of this has been that we have reduced the number of titles with a reduction in our headcount of 309. That will reduce staff costs by some £9.8m and after necessary salary inflation in this new year we are in (of some 6% overall) we will have a net reduction of some £7m of staff cost this year.

Non-print, growth revenues including early results of digital subscribers and other lines of business have shown good progress. The plan is to keep that growth going to compensate for the inevitable reductions in print sales as people's reading habits change. We have a long-term vision for a "Positive Scotland" and digital subscriptions. We recently announced our target of increasing our subscribers to 626,000 by 2027. This figure is a target but roughly based on maintaining a retailing revenue of some £52m. This will allow us to continue making the quality of our journalism and content delivery a key element of the future as it has been in the past

The plans to increase digital revenues covers not only newspaper subscribers but also our position in the Energy Sector from our position in Aberdeen building on Energy Voice which is creating high value content in conventional Oil and Gas but also, increasingly, in Renewable Energy through SG voice.

DC Thomson & Company Limited

Strategic report (continued)

We are also actively pursuing new business developments using our skills and content. The development of Insights Services from Beano Brain is a result of that activity. We now help companies build their own connections with families using our unparalleled knowledge and insights of Gen Alpha, Gen Z, and their Millennial parents.

There is a continual review and prioritisation of growth prospects for the communities we serve. For example, the experience in Beano Brain will be rolled out to other elements of our Media offering.

Genealogy

Findmypast has benefited from the 1921 England & Wales Census digital publication. Progress is being made in developing platforms and user experience. As there will be no large data sets available in the near future the business continues to enhance and to source other quality data for the platforms used by the significant number of subscribers.

Cloud services

Brightsolid is increasingly well positioned to deliver hybrid cloud managed services to its target market of Scotland and the north of England, providing customers with seamless orchestration between public, private and on-premises cloud platforms. In parallel, the company continues to improve and expand its cyber resilience services, monitoring customer infrastructure for threats and vulnerabilities in order to provide a prompt and effective threat response that minimises the risk of cyber-attacks.

In summary we have come through a turbulent trading period along with our peers. We are however focused on creating growth in business streams that demonstrate quality of earnings. This has resulted in very recent and significant changes in the way we work, and we have continued to develop staff with the breadth of skills we need for a modern media business whilst maintaining the historic reputation we have for the quality of our content in the print sector.

We are continuing to seek operational efficiencies across the Group as inflation continues to increase our costs recognising that cost of living pressures for many of our customers reduces the scope for price increases. We are also maintaining significant costs in product and technology which allows us to keep print and digital products operating together. Workflow efficiencies and tech capability roll outs are underway, increasing knowledge and content sharing, organically decreasing 'traditional' headcount and introducing lower touch workflows.

We have always been cautious in making sure that there are significant liquid reserves to support the trading businesses and maintain value for shareholders. That covers our company assets and pension positions. This allows us to consider the long game for growth both organic and by acquisition.

We have significant financial assets and other business interests, which support the main business. The Group has a prudent policy of maintaining reserves, financial assets and other business interests to cover all known and implicit liabilities. These include cash and liquid assets and pension assets that are higher than the expected liabilities. This policy is vital to allow us to continue to develop, enhance and protect our business activities and trade and to remain strong.

Retirement Benefit Fund

The Thomson Leng Provident Fund continues to have a healthy position as at 31 March 2023 with a surplus amounting to £364m (2022 - £307m). This surplus is measured under International Accounting Standards which use a significantly lower discount rate than we have experienced. The increase in surplus reflects both an improvement in investment values and a reduction in the liability from the payment of a year of defined benefit pensions. The quantum of the surplus is only a measure at one point in time and the Fund is looked at long term.

DC Thomson & Company Limited

Strategic report (continued)

Corporate Governance Report Section 172(1) of the Companies Act and Stakeholder Engagement

S172 of the Companies Act requires our directors to consider the interests of all our stakeholders when performing their duty to promote the success of the company. We also consider this essential to our ability to deliver on the Company's strategy and purpose and so ensure the long-term sustainability of the business. We have a broad range of stakeholders that we engage with at executive and operational levels, including colleagues, customers, shareholders, suppliers and pensioners. Where the Board does not have direct contact with a particular stakeholder group it is kept informed by senior management on relevant views, expectations, concerns and needs in order to be able to factor those perspectives into its decision-making.

The methods we use for gathering those views and facilitating engagement include employee surveys, consumer research, community-based projects, live and on-line shareholder events, and participation in industry bodies.

Shareholder engagement is a priority for the Board, and we continued to build that engagement over the year through our dedicated website, financial updates, and live shareholder events at our Meadowside and Fleet Street offices. We continue to use the feedback gathered on these initiatives to shape future interactions.

For more detail on how we engage with our employees and other stakeholders please refer to the People and Culture and Communities sections below.

Wider Governance

The Directors and senior executives are actively engaged stewards of a socially responsible family enterprise and maintain a visible presence in the Company promoting a long-term ethos, diversity, community engagement, social responsibility and sustainability.

The Board seeks at all times to maintain the highest standards of conduct, and a commitment to the well-being of the Company's staff, pensioners and the communities on which it depends, while continuing to deliver value for its shareholders.

Board and Executive Compositions

The Group Board consists of five Directors who are family shareholders and descendants of the founders of the business. It meets regularly to consider such matters as capital allocation, strategy, governance, risk, leadership effectiveness, culture, stakeholder engagement and to oversee and review trading and investment matters.

There are committees in place to support the Group Board, which focus on trading, investment and remuneration.

The Combined Media Board comprises two directors, the Media CEO and representatives of all key functions across the media business.

The Investment Board meets regularly and consists of at three of the main Board members, the Finance Director and the Chief Executive and Investment Officer of Wm. Thomson and Sons.

The Remuneration Committee comprises two independent experts, a Director, and the Chief People Officer.

The Board receives regular and timely information on all key aspects of the business including health and safety matters, risks and opportunities, the financial performance of the business, operational matters, market conditions and sustainability. Key financial information is collated from the Group's various accounting systems and the Group finance function is required to ensure the integrity of the information provided.

DC Thomson & Company Limited

Strategic report (continued)

Opportunity and Risk

Risk

The Company's key macro risks and mitigating actions are outlined below. Our systems and controls are designed to manage rather than to eliminate the risk of not achieving business objectives and can only provide reasonable and not absolute assurance against a risk materialising and having an effect.

Opportunity

One of the biggest risks is to overlook or fail to take opportunities in a measured way when they present themselves. Our ongoing strategy review will seek to deliver medium and longer-term opportunities. Short-term opportunities to improve performance are more likely to be managed through the Committees of the Board and by our subsidiary companies.

Remuneration

The process for remuneration is run by our Remuneration Committee, which includes expert, non-executive members. This committee has clearly defined terms of reference and makes recommendations to the Board on talent, the recruitment framework and remuneration of senior staff.

Risks and uncertainties

The Group is affected by the general economic conditions in the countries and markets it serves. Our advertising and other revenues are particularly sensitive to these. The Group continues to devote appropriate resources to manage risks but also to exploit opportunities.

Major risks include the impact of: -

Risk	Mitigation
Inflation and Continuity of Supply The uncertainties created by continuing changes in geopolitical issues resulting in uncertainties and inflation in our supply chains.	<p>Our resources allow us to plan procurement well in advance, where practicable. We are also developing new revenue streams that are aimed to improve the resilience of the business in potentially uncertain times. Attracting and keeping the best people we can is a priority, and we are engaged in the long-term development of careers and recognition by way of new reward strategies.</p> <p>The Group uses its buying power to minimise cost increases whilst being mindful of the quality of suppliers.</p> <p>Where appropriate, currency hedge arrangements are put in place.</p>

DC Thomson & Company Limited

Strategic report (continued)

Risk	Mitigation
<p>Market risk</p> <p>The overall health of both the UK and Global economies has a direct effect on the performance of the business. The Group may be vulnerable to sudden economic downturns which can affect the level of revenues available.</p>	<p>The Group has protected itself from both short and long-term issues by maintaining a healthy balance sheet with no recourse to borrowings.</p> <p>The Group strategy is constantly evolving but combines objectives both to strengthen our position in our conventional media businesses and to diversify into different sectors.</p> <p>We continue to invest in marketing and market research to support our brands and to develop processes which will allow us to know more about our customers and therefore to be able to offer them a wider but more focused range of services and goods both on the high street and online.</p>
<p>Competition</p> <p>Competition exists in all markets in which the Group operates, and competitors may launch new products and titles which could adversely affect the performance of the Group.</p>	<p>We constantly evaluate the performance of our products and services while investing in new products and developing digital services and brands.</p>
<p>Health and Safety</p> <p>The health and safety of our staff and visitors to our premises is vital to our ongoing business. COVID-19 brought into sharp focus the ability of a major health event to threaten the health of both our stakeholders and our commercial operations. The shift to hybrid working has presented a new set of health and safety risks that need to be managed.</p>	<p>Health and Safety matters are reported directly to the Board. The Directors are aware of environmental, health and safety and other risks which could affect our business and prioritise compliance in all areas of operation.</p> <p>The Group offers health insurance to staff and provides access to both in-house and external gym facilities.</p> <p>The Group HR department has programmes of instruction and guidance on mental health and wellbeing.</p>
<p>Costs</p> <p>Staff costs and raw materials remain the major cost faced by the Group.</p>	<p>Our HR and procurement teams ensure the business remains focused on managing these costs and is supported with the necessary data to do so.</p>

DC Thomson & Company Limited

Strategic report (continued)

Risk	Mitigation
Cyber Risk The risk of cyber-attack is ever-present and has the potential to interrupt or halt operations, as well as to cause material data or financial loss.	In the ever-evolving world of cyber security we see a constant threat of attack and, like many businesses, are experiencing attacks on our network on a regular basis. We have in place a number of overlapping protection systems and policies that are effective and are preventing serious harm, supplemented by insurance cover. However, it is important we continue to evolve our protection as rapidly as the threat evolves. We partner with cyber security experts Quorum (a Microsoft preferred partner) who will proactively monitor our systems for vulnerability and assist in making improvements where required.
People We depend heavily on the ability to attract and keep the best people for our business.	The Group continually monitors remuneration and conditions against market comparators. We offer competitive terms and provide a range of career and development opportunities.

Non-financial overview

DC Thomson's purpose is to grow long term value by building and investing in sustainable businesses for our shareholders, colleagues and communities.

We are building a responsible and sustainable business for future generations in three ways:

- Minimising our impact on our planet
- Creating an inclusive learning-led culture
- Championing the communities in which we live and work

People & Culture

DC Thomson is a community of c.1,300 colleagues. Our aim as an employer is to ensure that every colleague feels a sense of belonging, connectedness and pride to be part of our DC Thomson community.

We have been an accredited Living Wage employer since 2017, having chosen to apply the Real Living Wage. Our gender pay gap continues to improve, at 11% (against a UK-wide 14.9% (Source: ONS)).

Salaries are supported with a benefits package designed to support financial, physical and mental wellbeing, including a health cash plan, a new improved Employee Assistance Programme and a pension scheme. We have also implemented a pension education programme to help colleagues plan for a financially stable future.

Inclusion and wellbeing are key priorities of our people strategy, with employee networks helping to shape how we build a more inclusive and supportive environment. Among our inclusion initiatives we have run a reverse mentoring programme where senior leaders were paired with colleagues from across the business to understand and address barriers to progression in the workplace. We have also rolled out neuro diversity training for all people leaders. We are striving to attract and retain a more diverse workforce through revised talent acquisition processes including partnerships with CodeFirst Girls, Women Returners and Career Ready. We also run an internship programme to create routes for young people to find permanent employment at DC Thomson.

DC Thomson & Company Limited

Strategic report (continued)

Our recruitment process is fair and transparent, and we promote equal opportunities. People with disabilities have full and fair consideration for all suitable vacancies. If an employee becomes disabled when working for the company, every effort is made to continue their employment and retraining is provided if required.

It is important to us that colleagues are supported to balance home and work commitments, and we have adopted the post-Pandemic flexible or "hybrid" working model. We support and promote sustainable commuting, partnering with Cyclescheme with their Cycle to Work programme, and offer interest free loans for annual passes on public transport.

To ensure we are listening to and understanding the experiences of our colleagues we now conduct quarterly staff surveys. They help shape our people strategy, enabling us to assess the effectiveness of cultural change initiatives as well as to identify and address issues promptly. Our first quarterly survey returned a favourable score.

We strive to create a rewarding, creative and collaborative culture at DC Thomson and have introduced new initiatives this year, including a Lunch & Learn series to spark collaboration and idea sharing.

Environment

The continuing global energy crisis adds further impetus to our efforts to reduce energy consumption and lower carbon emissions. Converting to renewable (green) energy sources has had a dramatic impact on our carbon emissions: zero brown (non-renewable) electricity was consumed by the Group this year. Our energy contracts were renewed recently and our commitment to the use of green energy continues.

The appointment of a specialist Energy Manager has sharpened focus on these important issues and opportunities and is also starting to have an impact on reducing consumption. Her insights, along with the formation of an Energy Management Group, are influencing how we procure energy and helping us to evaluate alternative sources of power locally. As reported previously, however, substantial reductions in energy consumption will be hard to achieve with our print plant and data centres accounting for around 80% of energy used.

A multi-disciplinary sustainability working group, drawing together resource from across the business, is improving the quality and availability of data on energy, waste and carbon emissions across all our business activities, and helping to embed sustainable working practices into our everyday thinking, including driving initiatives aimed at reuse and recycling.

As part of our Streamlined Energy & Carbon Reporting (SECR) obligations we are required to report on our Scope 1 and 2 emissions, which include direct emissions that occur in the normal course of our operations such as gas boilers, diesel generators and vehicles as well as any emissions created as a result of the electricity we use. We are also required to report an intensity metric to allow comparison. We report using two metrics – per £m turnover and per metre squared of property.

The figures are as follows:

	2023	2022
<i>Element</i>		
Green Electricity (MWh)	16,650	16,613
Gas (MWh)	1,286	974
Diesel (MWh)	204	77
Total consumption (MWh)	18,140	17,664
Total emissions (tonnes CO ₂ e)	598	494
Turnover/Revenue (£m)	154	156
Metric (tCO ₂ e/£m)	3.88	3.17
Floor area (m ²)	66,448	66,223
Metric (tCO ₂ e/m ²)	0.009	0.007

DC Thomson & Company Limited

Strategic report (continued)

Improvements made to metering of consumption of electricity and gas at equipment level since year end enable not only greater insight and control over consumption but actions to be taken to replace or upgrade out of date machinery or servers. There will also be an increase in the amount of gas consumed reported in our SECR report because of adoption of more sophisticated metering. Diesel consumption increased during the period due to the increasing use of our generators at the Kingsway being used in production as a consequence of grid instability arising from the higher proportion of variable generation coming from renewable sources. Brightsolid also completed the refurbishment of one of its Dundee data halls which improved Power Usage Efficiency (PUE), bringing it well within the UK average of 1.5 (Uptime Institute).

Community

At DC Thomson our guiding purpose is to make a positive impact on the communities we serve. Our strategy is to invest in brands that not only drive profit but that have a deeper purpose, acting as trusted advisers, advocates and connectors for our communities.

Our news brands play a vital role in holding those in power accountable, providing a platform for community voices and ensuring transparency in local governance.

Our private investments business, DC Thomson Capital, is focused on supporting businesses with strong sustainability and environmental credentials in sectors that are shaping our future including retail, agri-tech, the circular economy and water. DC Thomson adds value through networks and connections in addition to financial investment.

Both directly and through the Northwood Charitable Trust, we support charities and organisations working to make our communities better and more supportive places for people to live, work and prosper. Colleagues have the option to take two paid volunteering days each year to support charities important to them. Northwood also offers matched funding for colleagues that take part in fundraising.

DC Thomson has its own charity Help for Kids, supporting disadvantaged children in Dundee and the surrounding area, which works in partnership with our news brand the Dundee Evening Telegraph. We are proud to partner with the National Literacy Trust, supporting schools and communities to give children the literacy skills they need to succeed in life.

DC Thomson and the Northwood Charitable Trust are major financial and active community supporters of the V&A Dundee and the plan to bring the Eden Project to Dundee.

In 2023, our brands championed several causes important to their communities. Highlights include:

- The Press and Journal's 275 Community Fund, supporting local charities
- The Courier successfully campaigning for a public inquiry into disgraced Tayside surgeon Sam Eljamel
- Stylist sponsoring the 2023 Ada Lovelace Festival, celebrating the achievements of women in science, technology, engineering and maths (STEM)
- Beano donating time and resources to collaborate with the BBC in creating classroom resources for children to create their own comics
- Launch of the SEN Mums Career Club, supporting working women raising children with complex or additional needs
- Findmypast partnering with the National Trust to uncover stories about its properties
- Reporters from The Press and Journal and The Courier recognised for their work supporting refugees

DC Thomson & Company Limited


Strategic report (continued)

Awards

This year DC Thomson's brands again won several industry awards, among the most notable:

- The Sunday Post was named Sunday newspaper of the year and The Press and Journal was named news website of the year, at the Scottish Press Awards.
- Marion Scott won three awards for reporter of the year, scoop of the year and the Nicola Barry Award recognising women in journalism at the same event.
- Lindsay Bruce won an award from the Refugee Festival Scotland Media Awards for best local media coverage.
- Puzzler won newsstand magazine of the year and the P&J, newspaper campaign of the year, at the National Magazine Awards.
- Discovery Print was the winning printer of the year at the Newspaper Awards.
- The Press and Journal's Highland League Weekly web show was crowned digital initiative of the year at the Regional Press Awards.

By order of the board:



CHW Thomson

Director

31 October 2023

DC Thomson & Company Limited

Directors' report

The Directors submit the audited financial statements of the Company and of the Group for the year ended 31 March 2023.

The Directors' report to the hundred and nineteenth Annual General Meeting of DC Thomson & Company Limited, to be held at Meadowside, Dundee on Tuesday 28 November 2023 at 12 noon.

Dividends

The Directors recommend that a final dividend of £19,270,577 (2022 - £18,650,280) be paid, which together with the interim dividend of £5,665,384 (2022 - £5,417,265) already paid, will make a total of £24,935,961 (2022 - £24,067,545) for the year.

Fixed assets

In the opinion of the Directors the market value, on an existing use basis, of the land and buildings which are largely freehold, is not less than the value stated in the financial statements.

Charitable and political contributions

No political contributions were made. Most of the Group's substantial charitable contributions are made by charitable trusts, the capital of which was subscribed over the years by shareholders. In addition, charitable donations of £109,214 (2022 - £160,597) were made.

Other

The Streamlined Energy and Carbon Reporting (SECR) report for the year ended 31 March 2023 is included in the Strategic Report.

Directors

The Directors in office are Messrs CHW Thomson, ARF Hall, DHE Thomson, BJH Gray and JS Thomson.

In terms of the Articles of Association Mr CHW Thomson retires by rotation and being eligible offers himself for re-election.

In so far as the Directors are aware:

- There is no relevant audit information of which the Company's auditors are unaware; and
- The Directors have taken all steps that they ought to have taken to make themselves aware of any relevant audit information and to establish that the auditors are aware of that information.

Auditors

A resolution concerning the re-appointment of Henderson Loggie LLP and for their remuneration to be fixed by the Directors will be proposed at the Annual General Meeting.

By order of the board:



S Evans
Secretary
Dundee
31 October 2023

DC Thomson & Company Limited

Group income statement for the year ended 31 March 2023

	Note	£000	2023 £000	2022 £000
Continuing operations:				
Revenue	3		161,424	160,943
Change to inventories of finished goods and work in progress	17	82		(115)
Raw materials and consumables		(60,634)		(55,493)
			(60,552)	(55,608)
Employee benefits cost	5	(66,261)		(62,403)
Depreciation	12	(8,893)		(8,570)
Amortisation	11	(3,441)		(3,424)
Impairment of goodwill and other intangible assets	11	(8,568)		(1,410)
Impairment of tangible assets	12	(59)		-
Other expenses	4	(24,770)		(20,640)
Finance costs	7	(433)		(406)
Total expenses			(112,425)	(96,853)
Other income			904	658
Gain from disposal of financial assets		1,262		2,146
Valuation (losses)/gains on financial assets	13	(151,136)		(36,042)
Net (loss)/gain from financial assets			(149,874)	(33,896)
Gain from disposal of associate		-		32,756
Share of post-tax results of associates	15	(834)		(132)
Impairment of associates	15	(128)		(700)
			(962)	31,924
(Loss)/profit before taxation			(161,485)	7,168
Taxation	8		41,507	(34,220)
(Loss)/profit for financial year from continuing operations			(119,978)	(27,052)
Discontinued operations:				
(Loss)/profit for the year from discontinued operations	9		(2,554)	1,209
(Loss)/profit for the year			(122,532)	(25,843)
			=====	=====
(Loss)/profit attributable to:				
Owners of the parent			(122,629)	(25,785)
Non-controlling (minority) interest	16		97	(58)
			(122,532)	(25,843)
			=====	=====

DC Thomson & Company Limited

Group statement of comprehensive income for the year ended 31 March 2023

	Note	2023 Retained earnings £000	2022 Retained earnings £000
(Loss)/profit for financial year		(122,532)	(25,843)
Exchange differences on translation of foreign operations		(1,037)	(1,083)
Actuarial gain on defined benefit pension scheme	22	57,700	47,500
Deferred tax arising on above	21	(14,425)	(27,421)
Elimination of non controlling interest		-	(697)
Other comprehensive (expenditure)/income for the year net of tax		42,238	18,299
Total comprehensive (expenditure)/income for the year		(80,294)	(7,544)
Total comprehensive (expenditure)/income attributable to:			
Shareholders of parent		(80,391)	(7,486)
Non-controlling (minority) interest		97	(58)
		(80,294)	(7,544)

DC Thomson & Company Limited

Company statement of comprehensive income for the year ended 31 March 2023

	Note	2023 Retained earnings £000	2022 Retained earnings £000
(Loss)/profit for financial year		(132,938)	(38,001)
Actuarial gain on defined benefit pension scheme	22	57,700	47,500
Deferred tax arising on above	21	(14,425)	(27,421)
Other comprehensive (expenditure)/income for the year net of tax		43,275	20,079
Total comprehensive (expenditure)/income for the year		(89,663) =====	(17,922) =====


DC Thomson & Company Limited

Group balance sheet at 31 March 2023

	Note	2023 £000	2022 £000
Non-current assets			
Goodwill	11	55,946	64,514
Other intangible assets	11	153,284	155,494
Property, plant and equipment	12	67,512	72,538
Financial assets – other business assets	13	693,657	869,313
Interests in associates	15	801	1,763
Retirement benefit surplus	22	363,900	306,600
		1,335,100	1,470,222
Current assets			
Inventories	17	3,155	3,448
Trade and other receivables	18	25,543	23,342
Income tax assets		1,373	1,077
Cash and cash equivalents	23	55,001	50,833
Assets directly associated with a disposal group classified as held for sale	9	1,262	586
		86,334	79,286
Total assets		1,421,434	1,549,508
Current liabilities			
Trade and other payables	19	38,075	34,693
Liabilities directly associated with a disposal group classified as held for sale	9	2,725	1,342
		40,800	36,035
Non-current liabilities			
Trade and other payables	19	8,503	8,527
Deferred tax liabilities	21	218,679	246,007
Liabilities directly associated with a disposal group classified as held for sale	9	-	1,126
		227,182	255,660
Total liabilities		267,982	291,695
Net assets		1,153,452	1,257,813
Equity (Page 21)			
Share capital		4,135	4,135
Other reserves		151,865	151,865
Retained earnings and foreign currency translation reserve		997,423	1,101,881
Shareholders' equity		1,153,423	1,257,881
Non-controlling (minority) interest	16	29	(68)
Total equity		1,153,452	1,257,813

The financial statements were approved and authorised for issue by the Board of Directors on 31 October 2023 and signed on its behalf by:

CHW Thomson
Director



DHE Thomson
Director




DC Thomson & Company Limited

Company balance sheet at 31 March 2023


	Note	2023 £000	2022 £000
Non-current assets			
Other intangible assets	11	-	75
Property, plant and equipment	12	48,103	54,454
Financial assets – other business assets	13	693,657	869,313
Interests in group undertakings	14	151,546	167,602
Retirement benefit surplus	22	363,900	306,600
		<u>1,257,206</u>	<u>1,398,044</u>
Current assets			
Inventories	17	3,035	3,199
Trade and other receivables	18	13,455	10,765
Income tax assets		1,982	1,164
Cash and cash equivalents	23	48,658	42,096
		<u>67,130</u>	<u>57,224</u>
Total assets		<u>1,324,336</u>	<u>1,455,268</u>
Current liabilities			
Trade and other payables	19	46,658	36,634
		<u>46,658</u>	<u>36,634</u>
Non-current liabilities			
Trade and other payables	19	2,062	1,598
Deferred tax liabilities	21	183,886	211,576
		<u>185,948</u>	<u>213,174</u>
Total liabilities		<u>232,606</u>	<u>249,808</u>
Net assets		<u>1,091,730</u>	<u>1,205,460</u>
Equity (Page 22)			
Share capital		4,135	4,135
Other reserves		1,865	1,865
Retained earnings		1,085,730	1,199,460
Total equity		<u>1,091,730</u>	<u>1,205,460</u>

The financial statements were approved and authorised for issue by the Board of Directors on 31 October 2023 and signed on its behalf by:

CHW Thomson
Director



DHE Thomson
Director



DC Thomson & Company Limited

Group cash flow statement for the year ended 31 March 2023

		2023 £000	2022 £000
	Note		
Cash flows from operating activities			
(Loss)/profit before taxation:			
Continuing		(161,485)	7,168
Discontinued	9	(3,200)	1,078
Depreciation and amortisation	9/11/12	12,814	12,453
Impairment of goodwill and other intangible assets	11	8,568	1,410
Impairment of property, plant and equipment	9/12	654	-
Valuation losses/(gains) on financial assets	13	151,136	36,042
Share of result of associates	15	834	132
Impairment of associates	15	128	700
(Gain)/loss on disposal of property, plant and equipment		(1,101)	(1,719)
Gain on disposal of financial assets		(1,262)	(2,146)
Gain on disposal of associate		-	(32,756)
Pension adjustment	22	400	3,700
Loan interest conversion	13/15	-	(534)
Decrease/(increase) in inventories		162	(954)
(Increase)/decrease in receivables		(2,462)	(567)
Increase/(decrease) in payables		5,059	(4,038)
Exchange movement		(1,087)	(1,125)
Cash generated from operations		9,158	18,844
Income tax (paid)/received		(92)	(211)
Net cash generated from operating activities		9,066	18,633
Investing activities			
Proceeds on disposal of property, plant and equipment		5,100	1,838
Proceeds on disposal of financial assets		31,880	20,871
Proceeds on disposal of associates		-	34,673
Purchase of intangible assets	11	(1,870)	(2,659)
Purchase of property, plant and equipment	12	(7,688)	(4,602)
Purchase of financial assets	13	(6,098)	(89,991)
Investment in associates	15	-	(300)
Investment in minority interest		-	(331)
Net cash generated from/(used in) investing activities		21,324	(40,501)
Financing activities			
Dividends paid	10	(24,067)	(22,176)
Repayment of lease obligations	19	(2,137)	(2,660)
New loan borrowings		-	875
Repayment of loan borrowings		(18)	(48)
Net cash used in financing activities		(26,222)	(24,009)
Net increase/(decrease) in cash and cash equivalents		4,168	(45,877)
Cash and cash equivalents at 31 March 2022	23	50,833	96,710
Cash and cash equivalents at 31 March 2023	23	55,001	50,833
		=====	=====

DC Thomson & Company Limited

Company cash flow statement for the year ended 31 March 2023

	Note	2023 £000	2022 £000
Cash flows from operating activities			
(Loss)/profit before taxation		(174,747)	(13,409)
Depreciation and amortisation	11/12	3,908	3,798
Impairment of property, plant and equipment	12	59	-
Impairment of interests in group undertakings	14	21,052	3,800
Valuation losses/(gains) on other business assets	13	151,136	36,042
(Gain)/loss on disposal of property, plant and equipment		(1,105)	(1,198)
Gain on disposal of financial assets		(1,262)	(2,146)
Gain on disposal of associate		-	(20,871)
Pension adjustment	22	400	3,700
Loan interest conversion	13/14	-	(534)
Decrease/(increase) in inventories		165	(1,023)
(Increase)/decrease in receivables		(2,689)	10,677
Increase/(decrease) in payables		10,842	(4,311)
Exchange movement		8	-
Cash generated from operations		7,767	14,525
Income tax (paid)/received		(1,124)	(3,077)
Net cash generated from operating activities		6,643	11,448
Investing activities			
Proceeds on disposal of property, plant and equipment		5,095	413
Proceeds on disposal of financial assets		31,880	20,871
Proceeds on disposal of associate		-	34,673
Repayment from group companies	14	95	4,879
Purchase of property, plant and equipment	12	(1,262)	(758)
Purchase of financial assets	13	(6,098)	(89,991)
Investment in subsidiary undertakings	14	(5,091)	(2,865)
Investment in associates	14	-	(300)
Net cash generated from/(used in) from investing activities		24,619	(33,078)
Financing activities			
Dividends paid	10	(24,067)	(22,176)
Repayment of lease obligations	19	(633)	(1,074)
Net cash used in financing activities		(24,700)	(23,250)
Net increase/(decrease) in cash and cash equivalents		6,562	(44,880)
Cash and cash equivalents at 31 March 2022	23	42,096	86,976
Cash and cash equivalents at 31 March 2023	23	48,658	42,096

DC Thomson & Company Limited

Group statement of changes in equity for the year ended 31 March 2023

	Share capital £000	Other reserves £000	Retained earnings £000	Total £000	Minority interest £000	Total equity £000
Balance at 31 March 2021	4,135	151,865	1,131,543	1,287,543	(376)	1,287,167
Loss for financial year	-	-	(25,785)	(25,785)	(58)	(25,843)
Other comprehensive income/(expenditure)	-	-	18,299	18,299	-	18,299
Investment in non controlling interest	-	-	-	-	(331)	(331)
Elimination of non controlling interest	-	-	-	-	697	697
Total comprehensive income/(expenditure)	-	-	(7,486)	(7,486)	308	(7,178)
Recognised directly in equity:						
Dividends	-	-	(22,176)	(22,176)	-	(22,176)
Total movements	-	-	(29,662)	(29,662)	308	(29,354)
Balance at 31 March 2022	4,135	151,865	1,101,881	1,257,881	(68)	1,257,813
Loss for financial year	-	-	(122,629)	(122,629)	97	(122,532)
Other comprehensive income/(expenditure)	-	-	42,238	42,238	-	42,238
Total comprehensive income/(expenditure)	-	-	(80,391)	(80,391)	97	(80,294)
Recognised directly in equity:						
Dividends	-	-	(24,067)	(24,067)	-	(24,067)
Total movements	-	-	(104,458)	(104,458)	97	(104,361)
Balance at 31 March 2023	4,135	151,865	997,423	1,153,423	29	1,153,452

Authorised and called up share capital represents 4,135,317 (2022 – 4,135,317) fully paid ordinary shares of £1 each.

Other reserves include a capital redemption reserve of £1,865,000 (2022 - £1,865,000) created on the purchase by the Company of its own shares and distributable reserves being a pension reserve of £50,000,000 (2022 - £50,000,000) and a capital expenditure reserve of £100,000,000 (2022 - £100,000,000).

Included in retained earnings is £272,975,000 (2022 - £229,950,000) which represents the unrealised appreciation on the retirement benefit surplus, net of tax, which is not distributable.

Retained earnings include net exchange differences arising on translation of foreign operations since 1 April 2005 as follows:

	£000
At 1 April 2021	15,346
Arising in year	(1,083)
At 31 March 2022	14,263
Arising in year	(1,037)
At 31 March 2023	13,226

DC Thomson & Company Limited

Company statement of changes in equity for the year ended 31 March 2023

	Share capital £000	Other reserves £000	Retained earnings £000	Total £000
Balance at 31 March 2021	4,135	1,865	1,239,558	1,245,558
Loss for financial year	-	-	(38,001)	(38,001)
Other comprehensive income/(expenditure)	-	-	20,079	20,079
Total comprehensive income/(expenditure)	-	-	(17,922)	(17,922)
Transactions with owners of the company recognised directly in equity				
Dividends	-	-	(22,176)	(22,176)
Total movements	-	-	(40,098)	(40,098)
Balance at 31 March 2022	4,135	1,865	1,199,460	1,205,460
Profit for financial year	-	-	(132,938)	(132,938)
Other comprehensive income/(expenditure)	-	-	43,275	43,275
Total comprehensive income/(expenditure)	-	-	(89,663)	(89,663)
Transactions with owners of the company recognised directly in equity				
Dividends	-	-	(24,067)	(24,067)
Total movements	-	-	(113,730)	(113,730)
Balance at 31 March 2023	4,135	1,865	1,085,730	1,091,730

Authorised and called up share capital represents 4,135,317 (2022 – 4,135,317) fully paid ordinary shares of £1 each.

Other reserves represent a capital redemption reserve of £1,865,000 (2022 – £1,865,000) created on the purchase by the Company of its own shares.

Included in retained earnings is £272,975,000 (2022 – £229,950,000) which represents the unrealised appreciation on the retirement benefit surplus, net of tax, which is not distributable.

DC Thomson & Company Limited

Notes to the financial statements

1 Statement of compliance

Both the Group and Parent Company financial statements ("financial statements") at 31 March 2023 have been prepared and approved by the directors in accordance with International Financial Reporting Standards as adopted by the UK.

2 Accounting policies

Adoption of new and revised Standards

In the current year, the following new and revised Standards and Interpretations have been issued and are effective for the current financial period.

New standards

There are no new standards which took effect in the current financial year.

Other revised interpretations, amendments and annual improvements to IFRSs

In the current year, the Group has applied a number of other revised Interpretations, Amendments and Annual Improvements to IFRSs issued by the International Accounting Standards Board (IASB) that are mandatorily effective for an accounting period that begins on or after 1 January 2022 or for an accounting period that begins on or after 1 April 2022.

Amendments:

Reference to the Conceptual Framework (Amendments to IFRS 3)

The amendments update an outdated reference to the Conceptual Framework in IFRS 3 without significantly changing the requirements in the standard. Annual reporting periods beginning on or after 1 January 2022.

Property, Plant and Equipment — Proceeds before Intended Use (Amendments to IAS 16)

The amendments prohibit deducting from the cost of an item of property, plant and equipment any proceeds from selling items produced while bringing that asset to the location and condition necessary for it to be capable of operating in the manner intended by management. Instead, an entity recognises the proceeds from selling such items, and the cost of producing those items, in profit or loss. Annual reporting periods beginning on or after 1 January 2022.

Onerous Contracts — Cost of Fulfilling a Contract (Amendments to IAS 37)

The amendments specify that the 'cost of fulfilling' a contract comprises the 'costs that relate directly to the contract'. Costs that relate directly to a contract can either be incremental costs of fulfilling that contract (examples would be direct labour, materials) or an allocation of other costs that relate directly to fulfilling contracts (an example would be the allocation of the depreciation charge for an item of property, plant and equipment used in fulfilling the contract). Annual reporting periods beginning on or after 1 January 2022.

DC Thomson & Company Limited

Notes to the financial statements (continued)

2 Accounting policies (continued)

Annual Improvements to IFRS Standards 2018 – 2020

Makes amendments to the following standards:

- IFRS 1 – The amendment permits a subsidiary that applies paragraph D16(a) of IFRS 1 to measure cumulative translation differences using the amounts reported by its parent, based on the parent's date of transition to IFRSs.
- IFRS 9 – The amendment clarifies which fees an entity includes when it applies the '10 per cent' test in paragraph B3.3.6 of IFRS 9 in assessing whether to derecognise a financial liability. An entity includes only fees paid or received between the entity (the borrower) and the lender, including fees paid or received by either the entity or the lender on the other's behalf.
- IFRS 16 – The amendment to Illustrative Example 13 accompanying IFRS 16 removes from the example the illustration of the reimbursement of leasehold improvements by the lessor in order to resolve any potential confusion regarding the treatment of lease incentives that might arise because of how lease incentives are illustrated in that example.
- IAS 41 – The amendment removes the requirement in paragraph 22 of IAS 41 for entities to exclude taxation cash flows when measuring the fair value of a biological asset using a present value technique.

Annual reporting periods beginning on or after 1 January 2022.

The adoption of these amendments has had no impact on the Group's accounting policies.

DC Thomson & Company Limited

Notes to the financial statements (continued)

2 Accounting policies (continued)

Company information

DC Thomson & Company Limited ("the Company") is a private limited company domiciled and incorporated in Scotland. The registered office is Courier Buildings, 2 Albert Square, Dundee, DD1 9QJ.

Basis of preparation

The financial statements are prepared in sterling, which is the functional currency of the Group. Monetary amounts in these financial statements are rounded to the nearest £000.

The financial statements are prepared on the historical cost basis except for certain financial assets, including financial instruments and the assets of the defined benefit pension scheme, which are stated at their fair values.

The preparation of financial statements in conformity with IFRS requires the directors to make judgements, estimates and assumptions that affect the application of policies and reported amounts of assets and liabilities, income and expense. The estimates and judgements are based on historical experience and various other factors that are believed to be reasonable under the circumstances, the results of which form the basis of making judgements about carrying amounts of assets and liabilities that are not readily apparent from other sources. Actual results may differ from these estimates. The accounting policies set out below have, unless otherwise stated, been applied consistently to all periods presented in these financial statements.

Basis of consolidation

The financial statements incorporate the results, cash flows and financial position of the Company and its subsidiaries for the year ended 31 March 2023.

The financial statements of its subsidiaries are prepared to the same reporting date using accounting policies consistent with those of the Parent Company. Intra-group transactions and balances, including any unrealised gains and losses or income and expenses arising from intra-group transactions, are eliminated in full.

In accordance with Section 408 of the Companies Act 2006, a separate profit and loss account of DC Thomson & Company Limited is not presented.

Subsidiaries

Subsidiaries are entities controlled by the Company. Control exists when the Company has the power, directly or indirectly (but normally through voting rights granted through the Company's shareholdings), to govern the financial and operating policies of an entity to obtain benefits from its activities. The financial statements of subsidiaries are included in the consolidated financial statements.

Associates

Associates are entities in which the Group has significant influence, but not control, over the financial and operating policies. The consolidated financial statements include the Group's share of the total recognised gains and losses of its associates on an equity accounted basis, from the date that significant influence commences until the date that significant influence ceases.

Adjustments are made to align the accounting policies of the associates with the Group and to eliminate the Group's share of unrealised gains and losses on transactions between the Group and its associates.

DC Thomson & Company Limited

Notes to the financial statements (continued)

2 Accounting policies (continued)

Acquisitions

On acquisition, the assets and liabilities of a subsidiary, including identifiable intangible assets, are measured at their fair value at the date of acquisition. Any excess of the cost of acquisition over the fair value of the identifiable net assets acquired is recorded as goodwill. Goodwill is reviewed for impairment annually and any impairment is recognised immediately in the income statement. Any excess of fair value of the identifiable net assets acquired over the cost of acquisition is credited to the income statement on acquisition.

Goodwill and other intangible assets

Goodwill is measured at cost less any accumulated impairment losses. Goodwill is reviewed for impairment annually.

Impairment is determined by comparing the recoverable amount of the cash-generating unit or group of cash-generating units ("CGU") which are expected to benefit from the acquisition in which the goodwill arose, to the carrying value of the goodwill. The recoverable amount is the greater of an asset's value in use and its fair value less costs to sell. Value in use is calculated by discounting the future cash flows expected to be derived from the asset or group of assets in a CGU at the Group's cost of capital. Where the recoverable amount is less than the carrying value, the goodwill is considered to be impaired and is written down through the income statement to its recoverable amount.

Other intangible assets acquired as part of a business acquisition are capitalised at fair value at the date of acquisition. Purchased intangible assets acquired separately are capitalised at cost. After initial recognition, all intangible fixed assets are measured at cost less accumulated amortisation and any accumulated impairment losses.

Where an intangible asset has been assigned an indefinite useful life, it is not amortised and is reviewed for impairment either annually or more frequently if events or changes in circumstances indicate a possible decline in the carrying value.

Intangible assets which have been assigned a finite life are amortised on a straight-line basis over the assets' useful life from when they are brought in to productive use. These assets are also tested for impairment if events or changes in circumstances indicate that the carrying value may have declined. This is done on a similar basis to the testing of goodwill, either for the individual assets or at the level of a CGU. Useful lives are examined every year and adjustments are made, where applicable, on a prospective basis.

The principal rates employed are:

Dataset development	10 years straight line
Publishing rights	10 - 20 years straight line
Software and app development	3 - 4 years straight line

Costs of developing film productions up to completion and delivery are capitalised and amortised in line with income recognised in the period, taking into account total estimated future income. Where estimates of future income are subsequently revised, resulting in a reduction in the fair value of the asset, appropriate provision is made to write down the carrying value of the asset.

Where non-controlling interests in subsidiary undertakings are acquired, the Economic Entity Model under IFRS 3 is applied with goodwill arising being charged through equity.

DC Thomson & Company Limited

Notes to the financial statements (continued)

2 Accounting policies (continued)

Property, plant and equipment

Property, plant and equipment are shown at cost, net of depreciation and any provision for impairment. Depreciation is provided on all property, plant and equipment at varying rates calculated to write off cost less residual value over the useful lives. The principal rates employed are:

Freehold property (excluding land)	2% reducing balance
Printing presses	10 to 15 years straight line
Plant and machinery	4 to 12 years straight line

Right-of-use assets are depreciated over the shorter of the lease term and the useful life of the underlying asset.

The carrying values of property, plant and equipment are reviewed for impairment when events or changes in circumstances indicate these values may not be recoverable. If there is an indication that impairment does exist, the carrying values are compared to the estimated recoverable amounts of the assets concerned. The recoverable amount is the greater of an asset's value in use and its fair value less the cost of selling it. Value in use is calculated by discounting the future cash flows expected to be derived from the asset. Where the carrying value of an asset exceeds its recoverable amount, the asset is considered impaired and is written down through the income statement to its recoverable amount.

An item of property, plant and equipment is written off either on disposal or when there is no expected future economic benefit from its continued use. Any gain or loss (calculated as the difference between the net disposal proceeds and the carrying value of the asset) is included in the income statement in the year

Financial assets

Other business assets

Other business assets represent equity, preference shares and loans in other entities and are recognised when contractually committed. When a contract to sell is in place, the relevant asset is no longer recognised.

Listed investments are shown as held for trading, initially recorded at cost in the period of acquisition and subsequently measured at fair value. Gains and losses on the revaluation of held for trading investments are recognised in the income statement. On disposal or impairment of the investment, all relevant gains and losses are included in the income statement. Fair value is arrived at using publicly quoted bid price market values for the majority of investments. When an investment's carrying value is impaired and the directors do not expect the value to recover, an impairment charge is recognised immediately through the income statement.

Where there is no publicly quoted market value, other investments, including subsidiaries, are shown at cost less provisions for impairment.

DC Thomson & Company Limited

Notes to the financial statements (continued)

2 Accounting policies (continued)

Interests in group companies

Subsequent to initial recognition, the Company continues to measure investments in subsidiaries at cost.

Subsequent to initial recognition, investments in associates are accounted for using the equity method in the Group financial statements and the cost method in the Company financial statements. Therefore, the Group financial statements include the Group's share of the profit and net assets of associated undertakings.

Revenue recognition

Revenue is measured at the fair value of the consideration received or receivable and represents amounts receivable for goods and services provided in the normal course of business, net of sales related taxes and discounts and is recognised at the point in time when the relevant performance obligation is satisfied.

Where revenue contracts have multiple elements, all aspects of the transaction are considered to determine whether these elements can be separately identified. Where transaction elements can be separately identified and revenue can be allocated between them on a fair and reliable basis, revenue for each element is accounted for according to the relevant policy below. Where transaction elements cannot be separately identified, revenue is recognised over the contract period.

The Group recognises revenue from the following major sources:

- Circulation revenue is recognised on date of the publication less provisions for levels of expected returns;
- Subscription revenue is recognised over the period of the subscription or contract;
- Advertising revenue is recognised on the date of publication or the period of the campaign;
- Consumer products revenue is recognised at point of sale less provisions for levels of expected returns;
- Contract printing revenue is recognised when the service is provided;
- Licensing, syndication and merchandising revenue is recognised when the service is provided;
- Revenue from genealogy is recognised either when customers obtain a view of the requested data, when the revenue is pay-per-view, or in the case of unlimited access subscriptions evenly over the period of the subscription.
- Cloud services revenue is recognised over the period of the contract; and
- Investment income is recognised when earned.

Foreign currencies

The results and financial position of the Group are expressed in pounds sterling, its functional currency. In preparing the financial statements of individual companies, transactions in currencies other than pounds sterling are recorded at the exchange rate ruling at the date of the transaction. Monetary assets and liabilities denominated in foreign currencies at the balance sheet date are translated to sterling at the foreign exchange rate ruling at that date. Exchange differences arising on translation are recognised in the consolidated income statement for the period.

Non-monetary assets and liabilities denominated in foreign currencies that are stated at fair value are translated at the rates prevailing at the dates when the fair value was determined. Non-monetary assets and liabilities that are measured at historical cost in a foreign currency (e.g. property, plant and equipment purchased in a foreign currency) are translated using the exchange rate prevailing at the date of the transaction. Exchange differences arising on the translation of net assets are effected through the statement of comprehensive income.

DC Thomson & Company Limited

Notes to the financial statements (continued)

2 Accounting policies (continued)

For the purpose of presenting consolidated financial statements, the assets and liabilities of the Group's foreign operations are translated at exchange rates prevailing on the balance sheet date. Income and expense items are translated at the average exchange rates for the period and recognised in the income statement. Exchange differences arising on forward rate adjustments, if any, are classified as equity and transferred to the reserves.

Goodwill and fair value adjustments arising on the acquisition of a foreign entity are treated as assets and liabilities of the foreign entity and translated at the closing rate.

Where a foreign currency loan forms part of the net investment in a foreign subsidiary, on consolidation the exchange differences are recognised directly in equity.

Leases

At inception of the contract, the Group assesses whether a contract is, or contains, a lease. It recognises a right-of-use asset and a corresponding lease liability with respect to all lease arrangements in which it is the lessee. The right-of-use assets and the lease liabilities are presented as separate line items in the statement of financial position.

The lease liability is initially measured at the present value of the lease payments that are not paid at the commencement date, discounted by using the rate implicit in the lease. If this rate cannot be readily determined, the Group uses its incremental borrowing rate. It is subsequently measured by increasing the carrying amount to reflect interest on the lease liability (using the effective interest method) and by reducing the carrying amount to reflect the lease payments made.

The right-of-use assets comprise the initial measurement of the corresponding lease liability, plus lease payments made on or before the commencement day, less any lease incentives received and plus any initial direct costs. They are subsequently measured at cost less accumulated depreciation and impairment losses. Impairment is assessed as described above.

Financial instruments

Financial assets and financial liabilities are recognised on the Group's balance sheet when the Group becomes a party to the contractual provisions of that instrument.

The Group does not use financial instruments for speculative purposes.

Foreign currency exchange contracts are initially recognised at cost and are subsequently re-measured to fair value at each balance sheet date. Changes in the fair value of financial instruments that do not qualify for hedge accounting are recognised in the income statement as they arise. These valuations are provided by the issuing financial institution.

Trade and other receivables

Trade receivables do not carry any interest and are stated at their nominal value as reduced by appropriate allowance for impairments. The company recognises lifetime ECL (expected credit losses) for trade receivables, which are estimated by reference to past default experience of the debtor and an analysis of the debtor's current financial position, adjusted for factors that are specific to the debtors, general economic conditions and an assessment of both the current as well as the forecast direction of conditions at the reporting date, including the time value of money where appropriate.

The company writes off a receivable when there is information indicating that the debtor is in severe financial difficulty and there is no realistic prospect of recovery. Financial assets written off are still subject to enforcement activities. Any recoveries made are recognised in profit or loss.

DC Thomson & Company Limited

Notes to the financial statements (continued)

2 Accounting policies (continued)

Trade and other payables

Trade payables are non interest-bearing and are stated at their nominal value.

Borrowings

Interest-bearing loans and bank overdrafts are initially recorded at the fair value of proceeds received and are subsequently stated at amortised cost. Finance charges, including premia payable on settlement or redemption and direct issue costs, are accounted for on an accruals basis in the income statement using the effective interest method and are added to the carrying amount of the instrument to the extent that they are not settled in the period in which they arise.

Financial guarantee contracts

The Company treats guarantee contracts as a contingent liability until such time as it becomes probable that the Company will be required to make a payment under the guarantee.

Taxation

The tax expense represents the sum of the income tax and deferred tax charge for the year.

The tax currently payable is based on taxable profit for the year. The Group's liability for current tax is calculated using the tax rates that have been enacted or substantively enacted by the balance sheet date.

Deferred tax is measured on differences between the carrying amounts of assets and liabilities in the financial statements and the corresponding tax bases, as used in the computation of taxable profit, and is accounted for using the balance sheet liability method. Deferred tax liabilities are generally recognised for all taxable temporary differences and deferred tax assets are recognised to the extent that it is probable that taxable profits will be available. Such assets and liabilities are not recognised if the temporary difference arises from goodwill or from the initial recognition (other than in a business combination) of financial assets and liabilities in a transaction that affects neither the taxable profit nor the accounting profit.

Deferred tax is calculated at the tax rates that are expected to apply in the period when the liability is settled, or the asset is realised. Deferred tax is charged or credited in the income statement, except when it relates to items charged or credited directly to equity, in which case the deferred tax is also dealt with in equity.

Deferred tax assets and liabilities are offset when the relevant requirements of IAS 12 are satisfied.

Inventories

Inventories are valued at the lower of cost and net realisable value. In determining the cost of raw materials, consumables and goods for resale, the average purchase price is used. For work in progress and finished goods, cost is taken as production cost which includes an appropriate proportion of overheads.

Inventories are assessed for indicators of impairment at each year end and where a provision is required the income statement is charged directly.

Cash and cash equivalents

Cash at bank and in hand are basic financial assets and include cash in hand, deposits held at call with banks, other short-term liquid investments with original maturities of three months or less, and bank overdrafts. Bank overdrafts are shown within borrowings in current liabilities.

DC Thomson & Company Limited

Notes to the financial statements (continued)

2 Accounting policies (continued)

Retirement benefit costs

The Group operates both defined benefit and defined contribution pension schemes covering the majority of employees.

Payments to defined contribution schemes are charged to the income statement as an expense as they fall due.

For defined benefit retirement benefit schemes, the cost of providing benefits is determined by independent actuaries using the projected unit credit method by discounting the estimated future cash flows using interest rates on high quality corporate bonds that have maturity dates approximating to the terms of the Group's and the Company's obligations. Actuarial gains and losses are recognised in full in the period in which they occur. Such gains and losses are recognised outside the income statement and are presented in the statement of comprehensive income. Past service cost is recognised immediately, to the extent that the benefits are already vested or are amortised on a straight-line basis over the average period until the benefits become vested.

The retirement benefit surplus recognised in the balance sheet represents the fair value of scheme assets as reduced by the present value of the defined benefit obligation as adjusted for unrecognised past service cost. The surplus is limited to past service cost, plus the present value of available refunds and reductions in future contributions to the scheme.

Dividends payable

Dividends payable to the Company's shareholders are recorded in the period in which the dividends are approved.

Discontinued operation

A discontinued operation is a component of the Group's business, the operations and cash flows of which can be clearly distinguished from the rest of the Group and which represents a separate major line of business or geographical area of operations, or is a single coordinated plan to dispose of a separate major line of business or geographical area of operations, or is a subsidiary acquired exclusively with a view to resale.

Classification as a discontinued operation occurs upon disposal or when the operation meets the criteria to be classified as held for sale, if earlier. Comparative figures in the income statement are re-presented to show separately the results of the discontinued operation in that period.

Provisions

Provisions are recognised when the Group has a present legal or constructive obligation arising as a result of a past event, it is probable that an outflow of economic benefits will be required to settle the obligation and a reliable estimate can be made. Provisions are measured at the present value of the expenditure expected to be required to settle the obligation using a pre-tax rate that reflects current market assessments of the time value of money and the risks specific to the obligation. The increase in the provision due to the passage of time is recognised as an interest expense.

Government grants

Government grants are recognised at the fair value of the asset received or receivable when there is reasonable assurance that the grant conditions will be met and the grants will be received.

DC Thomson & Company Limited

Notes to the financial statements (continued)

2 Accounting policies (continued)

A grant that specifies performance conditions is recognised in income when the performance conditions are met. Where a grant does not specify performance conditions it is recognised in income when the proceeds are received or receivable. A grant received before the recognition criteria are satisfied is recognised as a liability.

Critical judgements in applying the Group's accounting policies

In the process of applying the Group's accounting policies, the directors have made the following judgements that have the most significant effect on the amounts recognised in the financial statements (apart from those involving estimations, which are dealt with below).

Valuation of intangible assets on acquisition

The Group's policies require that a fair value at the date of acquisition be attributed to the intangible assets owned by the acquired businesses. The directors use their judgement to identify the separate intangible assets and then determine a fair value for each based upon the consideration paid, the nature of the asset, industry statistics, future potential and other relevant factors. The useful lives and carrying values are reviewed for impairment annually.

Deferred tax balances on intangible assets

Deferred tax has been provided under IAS 12 (Income Taxes) on the values of the intangible assets in the Group's balance sheet. The directors have provided this balance in order to comply with the technical requirements of IAS 12 despite the fact that they cannot foresee any circumstances in which such a tax liability would arise.

There is no intention at the present time to dispose of any of the assets concerned but even if such a decision was to be taken at some future date, it is unlikely that the assets would be sold separately from the legal entities. Accordingly, this tax provision should never be required to be paid.

Key sources of estimation uncertainty

The key assumptions concerning the future, and other key sources of estimation uncertainty at the balance sheet date, that have a significant risk of causing a material adjustment to the carrying amounts of assets and liabilities within the next financial year, are discussed below.

Impairment

Determining whether any non-current asset has been impaired requires an estimation of the value in use of the cash generating units to which these assets are allocated. The value in use calculation requires the Group to identify appropriate cash generating units, to estimate the future cash flows expected to arise from each cash generating unit and a suitable discount rate in order to calculate present value. Impairment exercises on tangible fixed assets, goodwill and indefinite life intangible assets have been undertaken in the year as described in the relevant notes.

Useful lives

The Group uses forecast cash flow information and estimates of future growth to assess whether goodwill and other intangible fixed assets are impaired, and to determine the useful economic lives of its goodwill and intangible assets. If the results of operations in a future period are adverse to the estimates used a reduction in useful economic life may be required.

Retirement benefit asset

The financial statements recognise an asset which reflects the surplus within one of the Group's pension schemes, restricted to the amount expected to be recovered through refunds or reductions in future contributions in line with IAS 19.

DC Thomson & Company Limited

Notes to the financial statements (continued)

2 Accounting policies (continued)

The movement in this asset is determined with advice from actuarial advisers and affects both the income statement and the statement of comprehensive income.

The calculations undertaken by the actuary apply a number of critical assumptions which can materially impact the reported asset and the amount recognised in the income statement from year to year. The principal factors are disclosed in Note 22.

Provision for returns

Provision is made in the Magazine businesses based on estimates of the expected level of returns and exposure to distributors.

New and revised IFRSs in issue but not yet effective

At the date of authorisation of these financial statements, the Group has not applied the following new and revised IFRSs that have been issued but are not yet effective and, in some cases, have not yet adopted by the UK:

New or revised standards:

Amendments to IFRS 17 Insurance Contracts	IFRS 17 requires insurance liabilities to be measured at a current fulfillment value and provides a more uniform measurement and presentation approach for all insurance contracts. These requirements are designed to achieve the goal of a consistent, principle-based accounting for insurance contracts. IFRS 17 supersedes IFRS 4 Insurance Contracts as of 1 January 2023. Applicable to annual reporting periods beginning on or after 1 January 2023.
---	---

Endorsed for use in the UK, albeit with an optional exemption from applying the annual cohort requirement.

Amendments:

Classification of Liabilities as Current or Non-Current – Amendments to IAS 1	The amendments aim to promote consistency in applying the requirements by helping companies determine whether, in the statement of financial position, debt and other liabilities with an uncertain settlement date should be classified as current (due or potentially due to be settled within one year) or non-current.
---	--

Applicable to annual reporting periods beginning on or after 1 January 2024.

Not yet endorsed for use in the UK.

Extension of the Temporary Exemption from Applying IFRS 9 – Amendments to IFRS 4	The amendment changes the fixed expiry date for the temporary exemption in IFRS 4 Insurance Contracts from applying IFRS 9 Financial Instruments, so that entities would be required to apply IFRS 9 for annual reporting periods beginning on or after 1 January 2023.
--	---

Not yet endorsed for use in the UK.

DC Thomson & Company Limited

Notes to the financial statements (continued)

2 Accounting policies (continued)

Disclosure of Accounting Policies – Amendments to IAS 1 and IFRS Practice Statement 2	<p>The amendments require that an entity discloses its material accounting policies, instead of its significant accounting policies. Further amendments explain how an entity can identify a material accounting policy. Examples of when an accounting policy is likely to be material are added. To support the amendment, the Board has also developed guidance and examples to explain and demonstrate the application of the 'four-step materiality process' described in IFRS Practice Statement 2.</p> <p>Applicable to annual reporting periods beginning on or after 1 January 2023.</p> <p>Endorsed for use in the UK, however, as practice statements are not endorsed for application in the UK, the amendments to IFRS Practice Statement 2 have not been endorsed.</p>
Definition of Accounting Estimates – Amendments to IAS 8	<p>The amendments replace the definition of a change in accounting estimates with a definition of accounting estimates. Under the new definition, accounting estimates are "monetary amounts in financial statements that are subject to measurement uncertainty". Entities develop accounting estimates if accounting policies require items in financial statements to be measured in a way that involves measurement uncertainty. The amendments clarify that a change in accounting estimate that results from new information or new developments is not the correction of an error.</p> <p>Applicable to annual reporting periods beginning on or after 1 January 2023.</p> <p>Not yet endorsed for use in the UK.</p>
Deferred Tax related to Assets and Liabilities arising from a Single Transaction – Amendments to IAS 12	<p>The amendments clarify that the initial recognition exemption does not apply to transactions in which equal amounts of deductible and taxable temporary differences arise on initial recognition.</p> <p>Applicable to annual reporting periods beginning on or after 1 January 2023.</p> <p>Not yet endorsed for use in the UK.</p>
Lease Liability in a Sale and Leaseback – Amendments to IFRS 16	<p>The amendment clarifies how a seller-lessee subsequently measures sale and leaseback transactions that satisfy the requirements in IFRS 15 to be accounted for as a sale.</p> <p>Applicable to annual reporting periods beginning on or after 1 January 2024.</p> <p>Not yet endorsed for use in the UK.</p>

DC Thomson & Company Limited

Notes to the financial statements (continued)

2 Accounting policies (continued)

Non-current Liabilities with Covenants – Amendments to IAS 1	The amendment clarifies how conditions with which an entity must comply within twelve months after the reporting period affect the classification of a liability.
--	---

Applicable to annual reporting periods beginning on or after 1 January 2024.

Not yet endorsed for use in the UK.

These amendments and revised interpretations are not expected to have a material impact on the Group's results.

The Group is currently assessing the impact of the other new standards, amendments and interpretations on its results and it is not practicable to provide a reasonable estimate of the effect until this assessment has been completed.

DC Thomson & Company Limited

Notes to the financial statements (continued)

3	Revenue	2023			2022		
		Continuing £000	Discontinued £000	Total £000	Continuing £000	Discontinued £000	Total £000
	Trading revenue	143,112	10,769	153,881	143,177	13,206	156,383
	Other income:						
	Dividends	17,659	-	17,659	17,034	-	17,034
	Interest	653	-	653	732	-	732
		<u>161,424</u>	<u>10,769</u>	<u>172,193</u>	<u>160,943</u>	<u>13,206</u>	<u>174,149</u>
		=====	=====	=====	=====	=====	=====

The Group trading revenue comprises sales excluding value added tax, less discounts and commission where applicable and is analysed as follows:

Circulation						
Print	55,402	5,529	60,931	57,248	7,299	64,547
Subscriptions	11,977	-	11,977	11,934	-	11,934
Annuals	1,738	-	1,738	1,691	-	1,691
Digital subs	3,246	-	3,246	2,202	-	2,202
Advertising						
Print	10,641	2,981	13,622	11,418	3,435	14,853
Digital	4,728	-	4,728	5,073	-	5,073
Other						
Transactions	2,708	103	2,811	4,365	43	4,408
Events	3,130	320	3,450	2,553	401	2,954
Marketing services	4,418	-	4,418	3,071	-	3,071
Contract print	2,936	-	2,936	3,018	-	3,018
Genealogy	25,086	-	25,086	25,244	-	25,244
Cloud services	9,059	-	9,059	8,881	-	8,881
Other	4,126	1,836	5,962	4,136	2,028	6,164
B2B	3,917	-	3,917	2,343	-	2,343
	<u>143,112</u>	<u>10,769</u>	<u>153,881</u>	<u>143,177</u>	<u>13,206</u>	<u>156,383</u>
	=====	=====	=====	=====	=====	=====

DC Thomson & Company Limited

Notes to the financial statements (continued)

3 Revenue

	Continuing £000	2023 Discontinued £000	Total £000	Continuing £000	2022 Discontinued £000	Total £000
Analysis of trading revenue by destination market						
United Kingdom	127,641	10,695	138,336	128,475	13,132	141,607
Rest of Europe	1,231	-	1,231	1,959	-	1,959
North America	3,367	54	3,421	3,709	63	3,772
Australasia	6,537	20	6,557	4,962	11	4,973
Rest of World	4,336	-	4,336	4,072	-	4,072
	<u>143,112</u>	<u>10,769</u>	<u>153,881</u>	<u>143,177</u>	<u>13,206</u>	<u>156,383</u>
	=====	=====	=====	=====	=====	=====

4 Income statement

	Continuing £000	2023 Discontinued £000	Total £000	Continuing £000	2022 Discontinued £000	Total £000
Total expenses are stated after charging/(crediting):						
Auditor's remuneration to audit group financial statements	137	-	137	112	-	112
Auditor's remuneration for other services:						
Audit of subsidiaries	196	21	211	142	46	188
Other services	69	-	69	60	18	78
	=====	=====	=====	=====	=====	=====
(Gain)/loss on sale of fixed tangible assets	(1,101)	-	(1,101)	(1,719)	-	(1,719)
	=====	=====	=====	=====	=====	=====

The auditor's remuneration for other services was in connection with general consultancy £43,000 (2022 - £30,000) and taxation services £26,000 (2022 - £48,000).

DC Thomson & Company Limited

Notes to the financial statements (continued)

5 Employee benefits costs

	Continuing Number	2023 Discontinued Number	Total Number	Continuing Number	2022 Discontinued Number	Total Number
Average monthly number of employees during the year:						
Group	1,436 =====	167 =====	1,603 =====	1,416 =====	180 =====	1,596 =====
Company	759 =====	- =====	759 =====	742 =====	- =====	742 =====
	Continuing £000	2023 Discontinued £000	Total £000	Continuing £000	2022 Discontinued £000	Total £000
Employee costs expensed during the year (including directors remuneration) amounted to						
Wages and salaries	54,637	5,299	59,936	51,594	5,156	56,750
Social security costs	6,286	505	6,791	4,951	454	5,405
Defined contribution pension costs	24	-	24	36	-	36
	<u>60,947</u>	<u>5,804</u>	<u>66,751</u>	<u>56,581</u>	<u>5,610</u>	<u>62,191</u>
Defined benefit pension charge (Note 22)	400	-	400	3,700	-	3,700
Severance payments	4,914	1,588	6,502	2,122	31	2,153
	<u>66,261</u>	<u>7,392</u>	<u>73,653</u>	<u>62,403</u>	<u>5,641</u>	<u>68,044</u>
	=====	=====	=====	=====	=====	=====

In addition to the employee benefits costs expensed in the income statement, £3,532,000 (2022 - £3,442,000) of employee benefits cost has been capitalised in Other intangible assets (note 11) and Plant and equipment (note 12).

The pension charge is a non-cash adjustment arising from the accounting treatment of final salary pension schemes under IAS 19 (Note 22).

DC Thomson & Company Limited

Notes to the financial statements (continued)

6	Key management personnel emoluments	2023	2022
		£000	£000
	Remuneration	1,595	1,296
		=====	=====

The emoluments receivable by the highest paid member of key management were £459,000 (2022 - £398,000).

DC Thomson & Company Limited

Notes to the financial statements (continued)

7 Finance costs

	Continuing £000	2023 Discontinued £000	Total £000	Continuing £000	2022 Discontinued £000	Total £000
Interest payable	74	-	74	14	-	14
Lease interest charge	359	39	398	392	79	471
	<u>433</u>	<u>39</u>	<u>472</u>	<u>406</u>	<u>79</u>	<u>485</u>
	=====	=====	=====	=====	=====	=====

8 Taxation

	Continuing £000	2023 Discontinued £000	Total £000	Continuing £000	2022 Discontinued £000	Total £000
Current taxation						
UK corporation tax on profits for the year	38	(931)	(893)	1,320	(34)	1,286
Overseas tax	84	-	84	134	1	135
Adjustments in respect of prior periods - UK	123	25	148	38	(22)	16
	<u>245</u>	<u>(906)</u>	<u>(661)</u>	<u>1,492</u>	<u>(55)</u>	<u>1,437</u>
Deferred taxation						
Origination and reversal of timing differences	(41,848)	258	(41,590)	(7,830)	(14)	(7,844)
Adjustment in respect of prior periods	94	2	96	(69)	-	(69)
Change in tax rate	2	-	2	40,627	(62)	40,565
	<u>(41,507)</u>	<u>(646)</u>	<u>(42,153)</u>	<u>34,220</u>	<u>(131)</u>	<u>34,089</u>
	=====	=====	=====	=====	=====	=====
Taxation charge/(credit)	(41,507)	(646)	(42,153)	34,220	(131)	34,089
	=====	=====	=====	=====	=====	=====

DC Thomson & Company Limited

Notes to the financial statements (continued)

8 Taxation (continued)

	Continuing £000	2023 Discontinued £000	Total £000	Continuing £000	2022 Discontinued £000	Total £000
Factors affecting tax charge for year						
Profit/(loss) for year before tax	(161,485)	(3,200)	(164,685)	7,168	1,078	8,246
	=====	=====	=====	=====	=====	=====
Tax thereon at 19% (2022 – 19%)	(30,682)	(608)	(31,290)	1,361	205	1,566
Effects of:						
Franked investment income not attracting tax	(2,734)	-	(2,734)	(2,619)	-	(2,619)
Book gain compared with capital gain	1,546	-	1,546	(5,792)	-	(5,792)
Other timing differences	-	-	-	3	-	3
Overseas profits tax impact	243	(402)	(159)	35	-	35
Associate undertaking effect	158	-	158	25	-	25
Other items affecting tax charge	(1,847)	139	(1,708)	281	(70)	211
Change in tax rate	(10,065)	85	(9,980)	40,627	(62)	40,565
Adjustments in respect of prior periods	217	27	244	(31)	(22)	(53)
Losses available to carry forward/(utilised)	-	-	-	(42)	(182)	(224)
Television production and R&D tax credit	(6)	-	(6)	(11)	-	(11)
Impairment of goodwill and other intangible assets	1,628	113	1,741	250	-	250
Impairment of associates	24	-	24	133	-	133
Impairment of property, plant and equipment	11	-	11	-	-	-
	=====	=====	=====	=====	=====	=====
Taxation charge/(credit)	(41,507)	(646)	(42,153)	34,220	(131)	34,089
	=====	=====	=====	=====	=====	=====

The Finance (No.2) Act 2015 reduced the main rate of UK corporation tax to 19% and this was effective from 1 April 2017. A further reduction in the UK corporation tax rate to 17% was expected to come into effect from 1 April 2020 (as enacted by the Finance Act 2016 on 15 September 2016). However, legislation introduced in the Finance Act 2020 (enacted on 22 July 2020) repealed the reduction of corporation tax, maintaining the current rate of 19%.

On 3 March 2022, the UK Budget 2022 announcements included measures to support economic recovery as a result of the COVID-19 pandemic. These included an increase to the UK's main corporation tax rate to 25%, which became effective from 1 April 2023. The 25% rate was granted Royal Assent on 10 June 2022 and so was substantively enacted at the balance sheet date. As a result the closing deferred tax balances as at 31 March 2023 are recognised at 25% (2022 – 25%).

DC Thomson & Company Limited

Notes to the financial statements (continued)

9 Discontinued operations

On 31 March 2023, the Group sold the trade and assets of the Aceville Publications Limited subgroup for a consideration of £1 and the remaining activities are subject to a controlled wind down.

In June 2020, the Group made the decision to close the Wild & Wolf Limited subgroup, part of the Group's Consumer Products Division which continues to be subject to a controlled wind down of activities.

The operations of these subgroups have been classified as a disposal group held for sale and have been presented separately in the balance sheet. Comparative figures in the income statement also include both subgroups as discontinued operations.

The results of the discontinued operations, which have been included in the Group income statement, were as follows:

	Note	£000	2023 £000	2022 £000
Revenue	3		10,769	13,206
Change to inventories of finished goods and work in progress		-		-
Raw materials and consumables		(5,430)		(6,232)
			(5,430)	(6,232)
Employee benefits cost	5	(7,392)		(5,641)
Depreciation		(435)		(372)
Amortisation		(45)		(87)
Impairment of tangible assets		(595)		-
Other expenses		(235)		(89)
Finance costs	7	(39)		(79)
Total expenses			(8,741)	(6,268)
Other income			202	372
(Loss)/profit on disposal of discontinued operations			(3,200)	1,078
Attributable taxation	8		646	131
Net (loss)/profit attributable to discontinued operations (attributable to owners of the Company)			(2,554)	1,209
			=====	=====

During the year, the discontinued subgroups contributed an outflow of £1,675k (2022 - inflow £225k) to the Group's net operating cashflows, paid £22k (2022 - paid £Nil) in respect of investing activities and paid £376k (2022 - paid £Nil) in respect of financing activities.

DC Thomson & Company Limited

Notes to the financial statements (continued)

9 Discontinued operations (continued)

The major classes of assets and liabilities comprising the operations classified as held for sale are as follows:

	2023 £000	2022 £000
Property, plant and equipment	-	415
Inventories	131	-
Trade and other receivables	173	(89)
Deferred tax asset	-	260
Corporation tax	958	-
Total assets classified as held for sale	1,262	586
Trade and other payables - current	(2,725)	(1,342)
Trade and other payables – non current	-	(1,126)
Total liabilities classified as held for sale	(2,725)	(2,468)
Net liabilities of disposal group	(1,463)	(1,882)
	=====	=====

10 Dividends - paid in the year	2023 £000	2022 £000
Ordinary shares:		
Final for 2023 of 451p per share paid (2022 – 410p)	18,650	16,955
Interim for 2023 of 131p per share (2022 - 126.25p)	5,417	5,221
	24,067	22,176
	=====	=====

Dividends paid after the year end are not recognised as liabilities:

Dividends - paid post year end and proposed		
Interim of 137p paid (2022 – 131p)	5,665	5,417
Final of 466p per share proposed (2022 – 451p)	19,271	18,650
	24,936	24,067
	=====	=====

DC Thomson & Company Limited

Notes to the financial statements (continued)

11 Goodwill and other intangible assets

Goodwill

	2023	2022
Group	£000	£000
At 31 March 2022	64,514	64,514
Impairments	(8,568)	-
At 31 March 2023	55,946	64,514
	=====	=====
Goodwill includes:		
Media	25,126	28,512
Genealogy	25,702	25,702
Stylist	5,118	10,300
At 31 March 2023	55,946	64,514
	=====	=====

The impairment charge results from the disposal of the Aceville business and provisions against the carrying values of PSP Media and Stylist.

DC Thomson & Company Limited

Notes to the financial statements (continued)

11 Goodwill and other intangible assets (continued)

Intangible assets

Group	Indefinite life £000	Other £000	Total £000
At 31 March 2021	138,504	19,251	157,755
Additions	-	2,659	2,659
Amortisation	-	(3,511)	(3,511)
Retranslation of foreign assets	-	1	1
Impairments	-	(1,410)	(1,410)
At 31 March 2022	138,504	16,990	155,494
Additions	-	1,870	1,870
Amortisation	-	(3,441)	(3,441)
Transfer to assets directly associated with a disposal group classified as held for sale	-	(639)	(639)
At 31 March 2023	138,504	14,780	153,284
	=====	=====	=====

At 31 March 2023, accumulated amortisation amounted to £177,922,000 (2022 - £174,481,000).

Indefinite life intangible assets include mastheads of £72m (2022 - £72m) on the acquisition of Puzzler Media Holdings Limited and £67m (2022 - £67m) on the acquisition of Aberdeen Journals Limited.

Other intangible assets include software costs of £1.0m (2022 - £0.5m) in Puzzler Media Holdings Limited; television programme costs of £0.2m (2022 - £0.8m) in Beano Studios Limited; £Nil (2022 - £0.6m) magazine titles in Aceville; and datasets and customer databases in Brightsolid Online Innovation Limited of £13.6m (2022 - £15.0m).

DC Thomson & Company Limited

Notes to the financial statements (continued)

11 Goodwill and other intangible assets (continued)

Intangible assets	Indefinite life £000	Other £000	Total £000
Company			
At 31 March 2021	-	178	178
Amortisation	-	(103)	(103)
	<hr/>	<hr/>	<hr/>
At 31 March 2022	-	75	75
Amortisation	-	(75)	(75)
	<hr/>	<hr/>	<hr/>
At 31 March 2023	-	-	-
	=====	=====	=====

At 31 March 2023, accumulated amortisation amounted to £1,903,000 (2022 - £1,828,000).

11 Goodwill and other intangible assets (continued)

Goodwill and indefinite life intangible assets

The Group applies IAS 38 Impairment of Assets. During the year an impairment of goodwill of £8.6m was recognised (2022 - £Nil) together with an impairment of intangible assets of £Nil (2022 - £1.4m).

The directors consider that certain intangible assets arising on acquisition have an indefinite useful life because they represent brands which have been in existence for many years, have strong market recognition and are central to their division's strategic plan.

Goodwill arising on acquisitions has been allocated to the group of assets or cash-generating units (CGUs) that are expected to benefit from those business combinations. CGUs are identified as the smallest group of assets that generate income streams that are largely independent of each other.

Under IAS 38 the Group conducts a formal annual review to determine whether the carrying value of the goodwill and intangible assets on the balance sheet can be justified. The impairment review comprises a comparison of the carrying amount of the goodwill and intangible assets with its recoverable amount (the higher of fair value less costs to sell and value in use). Value in use is determined by discounting the expected cash flows from the assets in the CGUs.

For all CGUs, the calculations use cash flow projections based on forecasts for the next 5 years, reflecting the fact it is difficult to prepare detailed projections beyond that period. A terminal value is determined using a perpetual growth factor which varies across CGUs. This terminal value reflects the fact that the remaining life of the CGUs and value to the group exceeds the 5-year period used in the detailed cash flow projections.

Perpetual growth rates used to arrive at terminal values range from 0% to 7.6% depending on the nature and stage of development of the underlying CGU revenue streams. The cash flows for CGUs have been discounted at a discount rate of 7.5%, the Group's estimated current cost of capital. Where the risk associated with the future cash projections is assessed to be higher, for example due to new business areas and revenue streams, a discount rate of up to 10% has been used.

The combined excess of recoverable amount over carrying values is £55m. On that basis, the directors are satisfied that the carrying values of goodwill and intangible assets are appropriate.

Other intangible assets

The intangible amortisation charge of £3.4m (2022 - £3.5m) relates to certain titles in the Magazine Division, film productions and datasets in the Genealogy Division. These are amortised over their estimated useful lives.

The additions in the year relate to datasets within Brightsolid Online Innovation Limited and software costs in Puzzler Media Holdings Limited.

At the year end, the Group reviewed the appropriateness of the remaining useful economic lives and carrying value for all its intangible assets. The Group is satisfied that the carrying value at 31 March 2023 of these assets remains recoverable in full.

DC Thomson & Company Limited

Notes to the financial statements (continued)

12	Property, plant and equipment Group	Right to use assets £000	Freehold property £000	Plant and equipment £000	Assets in course of construction £000	Total £000
	Cost					
	At 31 March 2021	17,860	77,623	85,798	98	181,379
	Additions	1,063	512	4,090	-	5,665
	Transfers	-	98	-	(98)	-
	Disposals	(5,129)	(1,522)	(3,308)	-	(9,959)
	Retranslation of foreign assets	24	-	28	-	52
	At 31 March 2022	13,818	76,711	86,608	-	177,137
	Additions	209	6	7,660	-	7,875
	Disposals	(92)	(5,270)	(3,240)	-	(8,602)
	Retranslation of foreign assets	1	-	25	-	26
	Transfer from assets directly associated with a disposal group classified as held for sale	2,627	-	-	-	2,627
	Transfer to assets directly associated with a disposal group classified as held for sale	(620)	-	(232)	-	(852)
	At 31 March 2023	15,943	71,447	90,821	-	178,211
	Depreciation					
	At 31 March 2021	7,776	31,070	65,138	-	103,984
	Charge for year	1,487	1,102	6,035	-	8,624
	On disposals	(4,151)	(614)	(3,280)	-	(8,045)
	Retranslation of foreign assets	11	-	25	-	36
	Impairment	-	-	-	-	-
	At 31 March 2022	5,123	31,558	67,918	-	104,599
	Charge for year	1,533	1,122	6,238	-	8,893
	On disposals	(92)	(1,280)	(3,231)	-	(4,603)
	Retranslation of foreign assets	(4)	-	19	-	15
	Impairment	59	-	-	-	59
	Transfer from assets directly associated with a disposal group classified as held for sale	2,349	-	-	-	2,349
	Transfer to assets directly associated with a disposal group classified as held for sale	(465)	-	(148)	-	(613)
	At 31 March 2023	8,503	31,400	70,796	-	110,699
	Net book value					
	At 31 March 2023	7,440	40,047	20,025	-	67,512
	At 31 March 2022	8,695	45,153	18,690	-	72,538

DC Thomson & Company Limited

Notes to the financial statements (continued)

12 Property, plant and equipment (continued)

Group (continued)

The Group annually reviews the carrying value of tangible fixed assets taking recognition of the expected working lives of the property and plant available to the Group and known requirements.

Company

	Right to use assets £000	Freehold property £000	Plant and equipment £000	Assets in course of construction £000	Total £000
Cost					
At 31 March 2021	9,240	69,467	73,365	98	152,170
Additions	109	176	582	-	867
Transfers	-	98	-	(98)	-
Disposals	(4,991)	(137)	(1,255)	-	(6,383)
At 31 March 2022	4,358	69,604	72,692	-	146,654
Additions	-	-	1,262	-	1,262
Disposals	-	(5,115)	(1,934)	-	(7,049)
Retranslation of foreign assets	(46)	-	-	-	(46)
Transfer from assets directly associated with a disposal group classified as held for sale	2,627	-	-	-	2,627
At 31 March 2023	6,939	64,489	72,020	-	143,448
Depreciation					
At 31 March 2021	6,045	28,633	59,200	-	93,878
Charge for year	468	811	2,416	-	3,695
On disposals	(4,012)	(106)	(1,255)	-	(5,373)
At 31 March 2022	2,501	29,338	60,361	-	92,200
Charge for year	537	760	2,536	-	3,833
On disposals	-	(1,125)	(1,934)	-	(3,059)
Retranslation of foreign assets	(37)	-	-	-	(37)
Impairment	59	-	-	-	59
Transfer from assets directly associated with a disposal group classified as held for sale	2,349	-	-	-	2,349
At 31 March 2023	5,409	28,973	60,963	-	95,345
Net book value					
At 31 March 2023	1,530	35,516	11,057	-	48,103
At 31 March 2022	1,857	40,266	12,331	-	54,454

DC Thomson & Company Limited

Notes to the financial statements (continued)

13 Financial assets – other business assets

	2023		2022	
	Group £000	Company £000	Group £000	Company £000
At 31 March 2022	869,313	869,313	834,021	834,021
Additions	6,098	6,098	89,991	89,991
Disposals	(30,618)	(30,618)	(18,725)	(18,725)
Fair value (losses)/gains	(151,136)	(151,136)	(36,042)	(36,042)
Loan interest conversion	-	-	68	68
At 31 March 2023	693,657	693,657	869,313	869,313

The carrying amount of listed business assets are stated at their fair value based on bid market price. The potential capital gains tax payable based on these Group values is £90m (2022 - £126m) and is included in Note 21.

The carrying value of unlisted investments of £29m (2022 - £23m) is based on cost less provisions where there is no formal market as data.

Financial assets are held at fair value through profit or loss (FVTPL) and have been classified as non-current on the basis that there is no formal disposal plan in the 12 months after the end of the reporting period.

14 Interests in group undertakings

Company

A list of the investments in significant Group undertakings is given in Note 24 to the financial statements.

	Shares £000	Loans £000	Total £000
At 31 March 2022	163,333	23,118	186,451
Additions	-	3,165	3,165
Disposals	(7,801)	(6,000)	(13,801)
Repayments	-	(4,879)	(4,879)
Impairments	(1,800)	(2,000)	(3,800)
Loan interest	-	466	466
Loan interest capitalised	466	(466)	-
At 31 March 2022	154,198	13,404	167,602
Additions	-	5,091	5,091
Repayments	-	(95)	(95)
Impairments	(6,734)	(14,318)	(21,052)
At 31 March 2023	147,464	4,082	151,546

DC Thomson & Company Limited

Notes to the financial statements (continued)

15 Interests in associates

Group	2023 £000	2022 £000
At 31 March 2022	1,763	3,743
Additions	-	300
Loan repayments	-	-
Disposal	-	(1,917)
Share of loss on continuing activities	(834)	(132)
Retranslation of foreign assets	-	3
Impairment	(128)	(700)
Loan interest capitalised	-	466
At 31 March 2023	801 =====	1,763 =====

Name of associate	Principal activity	Place of incorporation	Proportion of ownership interest
IZIT Limited	Merchandising	England	24%
* Limelight Sports Group Limited	Design and delivery of major participation sports events and marketing campaigns	England	34%
Against the Head Limited	Activities auxiliary to financial intermediation	Scotland	50%

- * Associates which have a 31 December financial year end as established on incorporation. Appropriate adjustments have been made for the effect of any significant transactions that occurred between the Associate's and the Group's financial year end. This was necessary so as to apply the equity method of accounting.

Associates are not material individually and so summarised financial information for associates is set out below. This represents the aggregate of actual amounts included in the separate financial statements of associates:

	£000
Post tax loss from continuing operations	(1,878)
Net assets/(liabilities)	3,210

DC Thomson & Company Limited

Notes to the financial statements (continued)

16 Non-controlling interest - Group

Non-controlling (minority) interest in the income statement represents the share of subsidiary undertakings' results for the year which do not belong to the Group. In the current year, it is a profit of £97,000 (2022 – loss £58,000).

At 31 March 2023, the non-controlling (minority) interest is a liability of £29,000 (2022 – asset £68,000), being the non-controlling (minority) interest in subsidiaries, Clavamore Limited (Fifth Ring) and Friends Reunited Limited.

The balance sheet figure represents the share of subsidiaries' net assets at the year-end which do not belong to the Group. Where the non-controlling (minority) interest's share is an asset, it is only recognised to the extent it is considered recoverable.

Non-controlling interests are not material individually and so summarised financial information for minority interests is set out below. This represents the aggregate of actual amounts included in the separate financial statements of minority interests:

	£000
Post tax profit from continuing operations	264
Net assets/(liabilities)	(230)
Cash inflow/(outflow)	(123)

17 Inventories

	2023		2022	
	Group £000	Company £000	Group £000	Company £000
Work in progress	227	227	372	372
Finished goods and goods for resale	205	173	142	59
Inventories of finished goods and work in progress	432	400	514	431
Raw materials and consumables	2,723	2,635	2,934	2,768
	3,155	3,035	3,448	3,199

The cost of inventories recognised as an expense during the year in respect of continuing operations was £60,552,000 (2022 - £55,608,000).

Group inventories reflect provisions for slow moving items of £376,000 (2022 - £523,000).
Company inventories reflect provisions for slow moving items of £353,000 (2022 - £523,000).

DC Thomson & Company Limited

Notes to the financial statements (continued)

18 Trade and other receivables

	2023		2022	
	Group £000	Company £000	Group £000	Company £000
Trade receivables	12,546	7,691	10,658	4,724
Other receivables	4,198	2,267	6,077	2,482
Contract assets	8,799	3,497	6,607	3,559
	<u>25,543</u>	<u>13,455</u>	<u>23,342</u>	<u>10,765</u>
	=====	=====	=====	=====
Current	25,543	13,455	23,342	10,765
Non-current	-	-	-	-
	<u>-</u>	<u>-</u>	<u>-</u>	<u>-</u>
	=====	=====	=====	=====

Trade receivables

Trade receivables are consistent with trading levels across the Group but are also affected by exchange rate fluctuations.

No interest is charged on the trade receivables. The Group has provided for estimated irrecoverable amounts in accordance with its accounting policy.

The Group's credit risk is primarily attributable to its trade and other receivables. Management has a credit policy in place and the exposure to credit risk is monitored on an ongoing basis. Credit evaluations are performed for customers requiring credit over a certain amount and as appropriate. In addition, credit insurance is sought for major areas of exposure. The Group reviews trade receivables past due but not impaired on a regular basis and considers, based on past experience, that the credit quality of these amounts at the balance sheet date has not deteriorated since the transaction was entered into and so considers the amounts recoverable. Regular contact is maintained with all such customers and, where necessary, payment plans are in place to further reduce the risk of default on the receivable. The Group always measures the loss allowance for trade receivables at an amount equal to lifetime expected credit losses.

Included in the Group's trade receivable balance are debtors with a carrying amount of £0.6m (2022 - £0.6m) which are past due at the reporting date but for which the Group has not provided as there has not been a significant change in credit quality and the Group believes that the amounts are still recoverable.

Contract assets

Amounts relating to contract assets are balances due from customers when the Group receives payments from customers in line with performance related milestones. Any amount recognised as a contract asset is reclassified to trade receivables at the point at which it is invoiced to the customer.

	2023		2022	
	Group £000	Company £000	Group £000	Company £000
Opening contract assets	6,607	3,559	6,727	3,484
Transfers from contract assets to trade receivables	(6,607)	(3,559)	(6,727)	(3,484)
Revenue recognised during the year	8,799	3,497	6,607	3,559
Closing contract assets	<u>8,799</u>	<u>3,497</u>	<u>6,607</u>	<u>3,559</u>
	=====	=====	=====	=====

The Group's contracts are for the delivery of goods and services within the next 12 months for which the practical expedient in paragraph 121(a) of IFRS 15 applies.

DC Thomson & Company Limited

Notes to the financial statements (continued)

18 Trade and other receivables (continued)

Ageing of past due but not impaired trade receivables

	2023 £000	2022 £000
Overdue by		
0 - 30 days	412	151
30 - 60 days	112	268
60 + days	102	165
	<u>626</u>	<u>584</u>
	=====	=====

Total trade receivables are stated net of provision for bad debts as set out in the accounting policies. These total £0.5m (2022 - £0.3m).

The directors consider that the carrying amount of trade and other receivables approximates their fair value.

19 Trade and other payables

	2023		2022	
	Group £000	Company £000	Group £000	Company £000
Bank borrowings	809	-	826	-
Trade payables and accruals	4,622	2,692	1,977	334
Other taxes and social security	1,783	347	2,587	1,017
Payables due to group undertakings	-	30,538	-	25,369
Other payables	15,698	8,736	14,372	6,270
Contract liabilities	14,508	3,589	14,302	3,292
Lease liabilities	9,158	2,818	9,156	1,950
	<u>46,578</u>	<u>48,720</u>	<u>43,220</u>	<u>38,232</u>
	=====	=====	=====	=====
Current	38,075	46,658	34,693	36,634
Non-current	8,503	2,062	8,527	1,598
	=====	=====	=====	=====

Bank borrowings

Bank borrowings are payable in monthly instalments plus interest at 3.49% over base rate. The bank borrowings are secured by a floating charge over all the property and undertakings of subsidiary, Brightsolid Online Technology Limited.

Trade payables and accruals

Trade and other payables are consistent with trading levels across the Group but are also affected by exchange rate fluctuations.

Trade payables and accruals principally comprise amounts outstanding for trade purchases and ongoing costs. The Group has financial risk management policies in place to ensure all payables are paid within the agreed credit terms.

The directors consider that the carrying amount of trade payables approximates their fair value.

DC Thomson & Company Limited

Notes to the financial statements (continued)

19 Trade and other payables (continued)

Contract liabilities

Amounts relating to contract liabilities are where payments from customers exceed the revenue recognised to date.

	2023		2022	
	Group £000	Company £000	Group £000	Company £000
Opening contract liabilities	14,302	3,292	13,446	3,783
Amounts included in contract liabilities recognised as revenue in the year	(14,302)	(3,292)	(13,446)	(3,783)
Cash received in advance and not recognised as revenue in the year	14,508	3,589	14,302	3,292
Closing contract liabilities	<u>14,508</u>	<u>3,589</u>	<u>14,302</u>	<u>3,292</u>

The Group's contracts are for the delivery of goods and services within the next 12 months for which the practical expedient in paragraph 121(a) of IFRS 15 applies.

Lease liabilities

The Group leases properties and plant and equipment which comprise fixed payments over the lease terms.

	2023		2022	
	Group £000	Company £000	Group £000	Company £000
Opening lease liability	9,156	1,950	11,758	1,588
Transfer to liabilities directly associated with a disposal group classified as held for sale	(163)	-	-	-
Transfer from liabilities directly associated with a disposal group classified as held for sale	1,432	1,432	-	-
Additions	209	-	1,063	109
Interest expense	359	98	392	119
Lease payments	(2,006)	(633)	(2,278)	(1,074)
Impairment	-	-	(1,792)	(1,792)
Foreign exchange movements	171	(29)	13	-
Closing lease liability	<u>9,158</u>	<u>2,818</u>	<u>9,156</u>	<u>1,950</u>

The maturity of lease liabilities is as follows:

	2023		2022	
	Group £000	Company £000	Group £000	Company £000
Less than one year	1,463	756	1,397	352
Within 1-2 years	1,479	778	7,759	1,598
Within 2-5 years	3,098	1,284	-	-
More than 5 years	3,118	-	-	-
	<u>9,158</u>	<u>2,818</u>	<u>9,156</u>	<u>1,950</u>

The weighted average incremental borrowing rate applied to lease liabilities is dependent on the country and the length of the lease and falls within a range of 2.5% - 7.3%.

DC Thomson & Company Limited

Notes to the financial statements (continued)

20 Financial instruments

Capital management

The Board's policy is to maintain a strong capital base so as to cover all liabilities and to maintain the business and to sustain its development.

There were no changes in the Group's approach to capital management during the year.

Neither the Parent Company nor any of its subsidiaries are subject to externally imposed capital requirements.

Categories of financial instruments

Group	2023 £000	2022 £000
Financial assets (current and non-current)		
Financial assets – other business assets	693,657	869,313
Trade and other receivables	25,543	23,342
Financial instruments at fair value through profit or loss	-	-
Cash and cash equivalents	55,001	50,833
Financial liabilities (current and non-current)		
Trade and other payables	(46,578)	(43,220)

Financial risk management objectives

The key divisional boards monitor and manage the financial risks relating to the operations of that division. These risks include market risk (including currency risk and interest rate risk), credit risk and liquidity risk.

DC Thomson & Company Limited

Notes to the financial statements (continued)

20 Financial instruments (continued)

Market risks

The Group's activities expose it primarily to the financial risks of changes in foreign currency exchange rates.

There has been no change to the Group's exposure to market risks or the manner in which it manages and measures risk.

The Group exposure to transactional foreign currency risk at the year end date is as follows:

	Sterling £000	Euro £000	US Dollar £000	Australian Dollar £000	Total £000
2023					
Trade receivables	11,970	-	554	22	12,546
Trade receivables directly associated with disposal group classified as held for sale	(18)	-	-	-	(18)
Trade payables	(4,527)	(11)	(12)	(72)	(4,622)
Trade payables directly associated with disposal group classified as held for sale	(68)	-	-	-	(68)
Cash and cash equivalents	52,937	1,252	723	89	55,001
	<u>60,294</u>	<u>1,241</u>	<u>1,265</u>	<u>39</u>	<u>62,839</u>
	=====	=====	=====	=====	=====
2022					
Trade receivables	10,335	-	321	2	10,658
Trade receivables directly associated with disposal group classified as held for sale	(20)	-	(88)	-	(108)
Trade payables	(1,914)	-	(25)	(38)	(1,977)
Trade payables directly associated with disposal group classified as held for sale	(24)	-	(6)	-	(30)
Cash and cash equivalents	48,620	1,376	615	222	50,833
	<u>56,997</u>	<u>1,376</u>	<u>817</u>	<u>186</u>	<u>59,376</u>
	=====	=====	=====	=====	=====

DC Thomson & Company Limited

Notes to the financial statements (continued)

20 Financial instruments (continued)

Foreign currency sensitivity

As noted above the Group is exposed mainly to movements in Euros, US Dollar and Australian Dollar rates. Timing differences impact the year end position reported in these financial statements. The Group's sensitivity to a 10% fall in the spot sterling exchange rate would be £254k. The impact on equity would be £768k reflecting the retranslation of net assets on consolidation.

Credit risk management

Credit risk is the risk of financial loss to the Group if a customer or counterparty to a financial instrument fails to meet its contractual obligations and arises principally from the Group's receivables from customers and investment securities.

The Group's principal financial assets, other than business assets, are trade and other receivables and cash and cash equivalents. These represent the Group's maximum exposure to credit risk in relation to financial assets.

Trade and other receivables

The Group's exposure to credit risk is influenced mainly by the individual characteristics of each customer.

The balance presented in the balance sheet is net of allowances for doubtful receivables and returns, estimated by the Group's management based on prior experience and their assessment in the current economic climate.

The Group's main concentration of credit risk relates to its where a credit risk management approach is employed, including strict retention of title, customer stock holding visibility and the use of credit insurance.

Trade and other payables

These payables are all due within one year under normal trading terms.

Liquidity risk management

The Group retains significant liquid assets to fund its contractual obligations and the maintenance of the business and its ongoing development. As a result, there are no significant liquidity risks facing the Group.

DC Thomson & Company Limited

Notes to the financial statements (continued)

21	Deferred tax liabilities	Accelerated capital allowances £000	Revalued financial assets £000	Pension surplus £000	Intangible assets £000	Other £000	Total £000
	Group						
	At 31 March 2021	6,256	103,480	49,932	26,314	(124)	185,858
	Transfer (to)/from profit and loss account	608	(7,650)	(703)	-	(57)	(7,802)
	Statement of recognised income and expense	-	-	8,949	-	-	8,949
	Adjustment in respect of prior periods	(76)	-	-	-	7	(69)
	Change in tax rate	2,156	30,262	18,472	8,310	(101)	59,099
	Retranslation of foreign assets	-	-	-	-	(28)	(28)
	At 31 March 2022	8,944	126,092	76,650	34,624	(303)	246,007
	Transfer from corporation tax	-	-	-	-	6	6
	Transfer (to)/from profit and loss account	(433)	(36,557)	(100)	-	(4,758)	(41,848)
	Statement of recognised income and expense	-	-	14,425	-	-	14,425
	Adjustment in respect of prior periods	93	-	-	-	1	94
	Change in tax rate	(2)	-	-	-	4	2
	Retranslation of foreign assets	(4)	-	-	-	(3)	(7)
	At 31 March 2023	8,598	89,535	90,975	34,624	(5,053)	218,679
		=====	=====	=====	=====	=====	=====
	Company						
	At 31 March 2021	6,864	103,480	49,932	-	(289)	159,987
	Transfer from/(to) profit and loss account	247	(7,650)	(703)	-	(24)	(8,130)
	Statement of recognised income and expense	-	-	8,949	-	-	8,949
	Adjustment in respect of prior periods	(84)	-	-	-	-	(84)
	Change in tax rate	2,219	30,262	18,472	-	(99)	50,854
	At 31 March 2022	9,246	126,092	76,650	-	(412)	211,576
	Transfer from/(to) profit and loss account	(1,230)	(36,557)	(100)	-	(4,228)	(42,115)
	Statement of recognised income and expense	-	-	14,425	-	-	14,425
	At 31 March 2023	8,016	89,535	90,975	-	(4,640)	183,886
		=====	=====	=====	=====	=====	=====

DC Thomson & Company Limited

Notes to the financial statements (continued)

21 Deferred tax liabilities (continued)

The notional tax payable on timing differences relating to the unrealised revaluation surplus on financial assets and the intangible assets on the acquisition of Puzzler Media Holdings Limited and Aberdeen Journals Limited would only crystallise if the related assets were disposed of separately. The balances at each year end for revalued financial assets, pension surplus and intangible assets reflects the recognised asset at the relevant tax rate of 25% (2022 - 25%).

22 Retirement benefits

The Group operates both defined benefit final salary and defined contribution pension schemes covering the majority of employees with assets held in separate, trustee administered funds.

The net pension charge for the year for the Parent under IAS19 defined benefit schemes was £400,000 (2022 - £3,700,000). In addition, contributions of £24,000 (2022 - £36,000) were made to defined contribution schemes, including severance taken as pension contributions and other pension benefits.

Defined benefit schemes

The Parent Company and one subsidiary have members in defined benefit final salary schemes in the UK. Independent valuations are carried out by a qualified actuary every three years using the Projected Unit Credit Method. The contributions to the scheme are based on these valuations.

Defined contribution schemes

Contributions by Group companies are charged to income statement as an expense as they fall due.

The information below relates to the pension schemes for the Parent Company and its subsidiaries.

	2023 £000	2022 £000
Change in benefit obligation		
Benefit obligation at beginning of year	578,600	619,500
Current service cost	8,900	8,300
Past service cost	(800)	100
Interest cost	15,700	12,700
Actuarial (gains)/losses	(122,800)	(30,400)
Benefits paid	(33,300)	(31,600)
Benefit obligation at end of year – wholly funded	446,300	578,600
Change in plan assets		
Fair value of plan assets at beginning of year	885,200	882,300
Employer contributions	200	100
Expected return on plan assets	22,500	16,900
Actuarial gains/(losses)	(65,300)	17,000
Interest income on assets	1,600	1,200
Benefits paid	(33,300)	(31,600)
Administration expenses	(700)	(700)
Fair value of plan assets at end of year	810,200	885,200
Retirement benefit surplus	363,900	306,600
	=====	=====

DC Thomson & Company Limited

Notes to the financial statements (continued)

22 Retirement benefits (continued)

	2023 £000	2022 £000
Retirement benefit surplus		
Group and Company		
Surplus	363,900 =====	306,600 =====

The actuary is unable to provide separate valuations for the Parent Company and Aberdeen Journals Limited, so Aberdeen Journals Limited accounts for the pension fund as a defined contribution scheme in its own company financial statements. Throughout this note "Fund" refers to the combined position of the:

- Thomson-Leng Provident Fund and DC Thomson & Co Supplement Retirement Benefits Scheme ("the Provident Fund")
- Thomson-Leng Superannuation Fund ("the Superannuation Fund")

There is a charge to the income statement in respect of pension costs this year and in the previous year. There is a Defined Contribution arrangement with Company contributions in respect of some of the sections being paid from the defined benefit surplus. These contributions are included in the service cost and will continue to be included in the service cost in future years. The service cost is higher than in the previous year mainly due to an increase in the weighted average contribution rate over the year and hence the level of contributions paid into the Defined Contribution section by the Company. The 2023 year-end disclosures include an allowance for a redundancy exercise carried out in early 2023. This has been recognised in the past service cost in the income statement. Both the interest cost on the liabilities and the interest income on plan assets are higher than in the previous year due to a higher discount rate being applied. The administration expenses were in line with the expenses for the previous year. The combined impact in respect of interest is a credit in the income statement.

The amount of the Funded Status (assets less liabilities) that can be recognised as an asset of the Company is constrained by the limit set out in paragraph 64 (183) of IAS 19. This limit restricts the recognised pension asset to the value of the benefits that will be accrued over the remaining life of the Fund, calculated at each year end, reduced by the value of any future contributions payable by the members themselves. Defined Benefit accrual in the Provident Fund ceased from 31 March 2015 but has been replaced by the Defined Contribution arrangement. In addition, as a result of auto-enrolment, in future all employees will enter the Defined Contribution arrangement. We have assumed a stable workforce in the future. Based on these assumptions the value of the benefits that will be accrued over the future life of the Provident Fund is higher than the surplus at 31 March 2023 and so the Provident Fund can fully recognise the surplus. There is no surplus or deficit for the Superannuation Fund. The 2022 figures also allow for the full surplus to be recognised.

The surplus disclosed above has been calculated using assumptions determined in accordance with the requirements of IAS 19. The Trustees of the pension funds use different assumptions to determine the financial position of the Fund which are determined in accordance with legislation and guidance from the Pensions Regulator. As a result, the financial position disclosed above will be different to the financial position used by the Trustees in the running of the Fund. On both bases, the valuations show the Fund is in healthy surplus.

DC Thomson & Company Limited

Notes to the financial statements (continued)

22	Retirement benefits (continued)	2023	2022
		£000	£000
	Components of pension cost		
	Current service cost	8,900	8,300
	Past service cost	(800)	100
	Interest cost	14,100	11,500
	Administration expenses	700	700
	Expected return on plan assets	(22,500)	(16,900)
	Total pension charge recognised in employee benefit costs	400	3,700
		=====	=====
	Total pension gain recognised in statement of comprehensive income	57,700	47,500
		=====	=====
	Plan assets		
	The weighted average asset allocation at the year end was as follows:		
		2023	2022
	Asset category	%	%
	Equities	54	56
	Debt instruments	29	21
	Property	4	6
	Alternatives	6	5
	Cash and annuities	7	12
		=====	=====
		100	100
		=====	=====
		£000	£000
	Amounts included in the fair value of assets for:		
	Equities	441,500	492,500
	Debt instruments	234,600	183,900
	Property	33,000	53,400
	Alternatives	46,800	41,800
	Cash and annuities	54,300	113,600
		=====	=====
		810,200	885,200
		=====	=====

DC Thomson & Company Limited

Notes to the financial statements (continued)

22 Retirement benefits (continued)

Weighted average assumptions used to determine benefit obligations

	2023	2022
	%	%
Discount rate	4.87	2.78
Rate of salary growth	4.49	5.02
Inflation rate (RPI)	3.49	4.02
Inflation rate (CPI)	3.09	3.62

Implied life expectancy at age 65:

Male currently aged 65	21.7	21.6
Male currently aged 45	23.6	23.5
Female currently aged 65	24.5	24.4
Female currently aged 45	26.5	26.4

Weighted average assumptions used to determine net pension cost for year

	2023	2022
	%	%
Discount rate	2.78	2.09
Rate of salary growth	5.02	4.53
Inflation rate (RPI)	4.02	3.53
Inflation rate (CPI)	3.62	3.03

To develop the expected long-term rate of return on assets assumption, the Company considered the current level of expected returns on risk free investments (primarily government bonds), the historical level of the risk premium associated with the other asset classes in which the portfolio is invested and the expectations for the future returns of each asset class. The expected return for each asset class was then weighted based on the target asset allocation to develop the expected long-term rate of return on assets assumption to the portfolio.

Contributions

As advised by the actuary the Parent Company will not contribute to its final salary pension plans next year. Contributions to the subsidiary company scheme are expected to be £Nil.

Defined benefit obligation – sensitivity analysis

The impact to the value of the defined benefit obligation of a reasonably possible change to one actuarial assumption, holding all other assumptions constant, is presented in the table below:

	Minus 0.25% discount rate £000	Plus 0.25% discount rate £000	Minus 0.25% inflation rate £000	Plus 0.25% inflation rate £000	Mortality – 1 year age rating £000
Fair value of plan assets	810.2	810.2	810.2	810.2	810.2
Defined benefit obligation	460.8	434.8	435.4	459.2	463.7
Net defined benefit asset	349.4	375.4	374.8	351.0	346.5

DC Thomson & Company Limited

Notes to the financial statements (continued)

23 Notes to the cash flow statement

	2023		2022	
	Group £000	Company £000	Group £000	Company £000
Cash and cash equivalents:				
Bank balances	34,604	28,261	12,977	4,240
Call deposits	20,397	20,397	37,856	37,856
Cash and cash equivalents	55,001	48,658	50,833	42,096
	=====	=====	=====	=====

The carrying amount of these assets approximates to their fair value.

	2023		2022	
	Group £000	Company £000	Group £000	Company £000
Cash flows from operating activities include:				
Dividends	17,659	17,659	17,034	17,034
Interest	653	639	732	732
	18,312	18,298	17,766	17,766
	=====	=====	=====	=====

These are included in profit before taxation in the cash flow statements.

The interest arises primarily from deposits.

DC Thomson & Company Limited

Notes to the financial statements (continued)

24 Group companies

The Group's interest in its main group undertakings are as follows:

Subsidiary undertakings	Country of registration or incorporation	Principal activity
Aberdeen Journals Limited	Scotland	Publisher
Brightsolid Online Innovation Limited	Scotland	Intermediate holding company
Brightsolid Online Technology Limited	Scotland	Secure online business services
+ Findmypast Limited	England	Intermediate holding company; Genealogy and historic data websites
Clavamore Limited	Scotland	Intermediate holding company
Fifth Ring Limited	Scotland	Marketing, communications, branding and litigations support
Fifth Ring Pte Limited	Singapore	Advertising agents and graphic designers
Fifth Ring Inc	USA	Advertising agents and graphic designers
John Leng & Company Limited	Scotland	Intermediate holding company
Meadowside Leasing Limited	Scotland	Intermediate holding company
Puzzler Media I Holdings Limited	England	Intermediate holding company
Puzzler Media Group Limited	England	Intermediate holding company
Puzzler Media Limited	England	Publisher
The Stylist Group Limited	England	Publisher
Kingdom Radio FM Limited	Scotland	Radio broadcasting
Original Aberdeen FM Limited	England	Radio broadcasting
PSP Media Group Limited	Scotland	Publisher
+ New Aceville Publications Limited and New Maze Media Limited	England	Publisher
+ Parragon Publishing Limited	England	Dormant
+ Wild & Wolf Holdings Limited	England	Dormant
+ An intermediate holding company for which subsidiaries are not listed.		

Group undertakings are wholly owned apart from the Group interests in Fifth Ring Limited (through holding company Clavamore Limited) which is 63%.

The Group also invests in a number of unlisted businesses using both equity and loans, some of which are treated as associates. The amounts involved individually and collectively are not regarded as material to the Group. Unlisted investments which are not group undertakings are included as financial assets in Note 13 and are carried at cost less provisions for impairment.

DC Thomson & Company Limited

Notes to the financial statements (continued)

24 Group companies (continued)

For their years ended 31 March 2023, the following subsidiaries are entitled from exemption from audit under section 479A of the Companies Act 2006 relating to subsidiary companies: Addedpeppa Limited (08733474), Bananaman Productions Limited (SC064074), Beano Productions Limited (SC335331), Beano Productions Limited (SC335331), Bell and Curfew Limited (08385742), Castlelaw (No.628) Limited (SC297222), Dandy Entertainment Limited (SC342300), D.C. Thomson Consumer Products Limited (SC376510), D.C. Thomson Consumer Products (UK) Limited (SC379120), D.C. Thomson Developments Limited (08968993), D.C. Thomson Enterprise Finance Limited (SC478269), DC Thomson Magazine Publishing Limited (SC442311), Dennis & Gnasher 3 Limited (SC335333), FriendsDating Limited (04804255), John Leng & Company Limited (SC044341), Meadowside & Gullane Limited (07747237), Meadowside Leasing Limited (SC064080), Parragon Books Limited (02252808), Parragon Publishing Limited (03614382), Peter Haddock Limited (00575508), Taytel Limited (SC047968), Tayview Limited (SC159662) and Urban Media Limited (08264507).

25 Contingent liabilities

The Group had guaranteed payments in favour of HMRC in respect of raw materials imports and other materials the maximum liability under which would be £250,000 (2022 - £250,000).

At the year end, the Group had provided a guarantee of £1.2m (2022 - £1.2m) for a commercial contract for Findmypast Limited with a third party.

The Group had also provided guarantees in respect of commercial contracts entered in to by Brightsolid Online Technology Limited with third parties.

26 Financial commitments

	2023 £000	2022 £000
Capital commitments - Group		
Contracted for but not provided	197	466
	=====	=====
Capital commitments - Company		
Contracted for but not provided	-	-
	=====	=====

27 Related party transactions

The Parent Company undertook transactions on an arm's length basis with various subsidiaries and associates. All of these transactions and balances have been eliminated on consolidation and as such advantage has been taken of the disclosure exemptions permitted by IAS 24.

Dividends paid to directors in the year totalled £516,000 (2022 - £558,000) being £Nil (2022 - £155,000) for AF Thomson, £84,000 (2022 - £78,000) for CHW Thomson, £212,000 (2022 - £188,000) for ARF Hall, £149,000 (2022 - £137,000) for DHE Thomson and £71,000 (2022 - £Nil) for BJ Gray.

28 Control

There is no individual controlling party.

29 Country of registration

The Company is incorporated in Scotland and is registered at Courier Buildings, 2 Albert Square, Dundee, DD1 9QJ, Scotland.

DC Thomson & Company Limited

Directors' responsibilities for the preparation of financial statements

The directors are responsible for preparing the annual report and financial statements in accordance with applicable law and regulations.

Company law requires the directors to prepare financial statements for each financial year. Under that law the directors have elected to prepare the financial statements in accordance with International Financial Reporting Standards ("IFRS") as adopted by the UK and applicable law. Under company law the directors must not approve the financial statements unless they are satisfied that they give a true and fair view of the state of affairs of the Group and Company and of the profit or loss of the Group for that period. In preparing these financial statements, the directors are required to:

- select suitable accounting policies and then apply them consistently;
- make judgements and estimates that are reasonable and prudent;
- state whether applicable IFRS have been followed, subject to any material departures disclosed and explained in the financial statements; and
- prepare the financial statements on the going concern basis unless it is inappropriate to presume that the Group and Company will continue in business.

The directors are responsible for keeping adequate accounting records that are sufficient to show and explain the Group's and Company's transactions and disclose with reasonable accuracy at any time the financial position of the Group and Company and enable them to ensure that the financial statements comply with the Companies Act 2006. They are also responsible for safeguarding the assets of the Group and Company and hence for taking reasonable steps for the prevention and detection of fraud and other irregularities.

DC Thomson & Company Limited

Independent auditor's report to the members of DC Thomson & Company Limited

Opinion

We have audited the financial statements of DC Thomson & Company Limited (the 'Parent Company') and its subsidiaries (the 'Group') for the year ended 31 March 2023 which comprise the Group income statement, the Group statement of comprehensive income, the Company statement of comprehensive income, the Group balance sheet, the Company balance sheet, the Group statement of changes in equity, the Company statement of changes in equity, the Group statement of cash flows, the Company statement of cash flows and notes to the financial statements, including a summary of significant accounting policies. The financial reporting framework that has been applied in their preparation is applicable law and International Financial Reporting Standards (IFRS) as adopted by the UK.

In our opinion the financial statements:

- give a true and fair view of the state of the Group's and the Parent Company's affairs as at 31 March 2023 and of the Group's loss for the year then ended;
- have been properly prepared in accordance with IFRS as adopted by the UK;
- have been prepared in accordance with the requirements of the Companies Act 2006.

Basis for opinion

We conducted our audit in accordance with International Standards on Auditing (UK) (ISAs (UK)) and applicable law. Our responsibilities under those standards are further described in the *Auditor's responsibilities for the audit of the financial statements* section of our report. We are independent of the Company in accordance with the ethical requirements that are relevant to our audit of the financial statements in the UK, including the FRC's Ethical Standard, and we have fulfilled our other ethical responsibilities in accordance with these requirements. We believe that the audit evidence we have obtained is sufficient and appropriate to provide a basis for our opinion.

Conclusions relating to going concern

In auditing the financial statements, we have concluded that the directors' use of the going concern basis of accounting in the preparation of the financial statements is appropriate.

Based on the work we have performed, we have not identified any material uncertainties relating to events or conditions that, individually or collectively, may cast significant doubt on the Group's or Parent Company's ability to continue as a going concern for a period of at least twelve months from when the financial statements are authorised for issue.

Our responsibilities and the responsibilities of the directors with respect to going concern are described in the relevant sections of this report.

Other information

The directors are responsible for the other information. The other information comprises the information included in the annual report, other than the financial statements and our auditor's report thereon. Our opinion on the financial statements does not cover the other information and, except to the extent otherwise explicitly stated in our report, we do not express any form of assurance conclusion thereon.

In connection with our audit of the financial statements, our responsibility is to read the other information and, in doing so, consider whether the other information is materially inconsistent with the financial statements or our knowledge obtained in the audit or otherwise appears to be materially misstated. If we identify such material inconsistencies or apparent material misstatements, we are required to determine whether there is a material misstatement in the financial statements or a material misstatement of the other information. If, based on the work we have performed, we conclude that there is a material misstatement of this other information, we are required to report that fact.

We have nothing to report in this regard.

DC Thomson & Company Limited

Independent auditor's report to the members of DC Thomson & Company Limited (continued)

Opinions on other matters prescribed by the Companies Act 2006

In our opinion, based on the work undertaken in the course of our audit:

- the information given in the strategic report and the directors' report for the financial year for which the financial statements are prepared is consistent with the financial statements; and
- the strategic report and the directors' report have been prepared in accordance with applicable legal requirements.

Matters on which we are required to report by exception

In the light of the knowledge and understanding of the Group and the Parent Company and its environment obtained in the course of the audit, we have not identified material misstatements in the strategic report and the directors' report.

We have nothing to report in respect of the following matters where the Companies Act 2006 requires us to report to you if, in our opinion:

- adequate accounting records have not been kept by the Parent Company, or returns adequate for our audit have not been received from branches not visited by us; or
- the Parent Company financial statements are not in agreement with the accounting records and returns; or
- certain disclosures of directors' remuneration specified by law are not made; or
- we have not received all the information and explanations we require for our audit.

Responsibilities of directors

As explained more fully in the directors' responsibilities statement, the directors are responsible for the preparation of the financial statements and for being satisfied that they give a true and fair view, and for such internal control as the directors determine is necessary to enable the preparation of financial statements that are free from material misstatement, whether due to fraud or error.

In preparing the financial statements, the directors are responsible for assessing the Group's and the Parent Company's ability to continue as a going concern, disclosing, as applicable, matters related to going concern and using the going concern basis of accounting unless the directors either intend to liquidate the Group or the Parent Company or to cease operations, or have no realistic alternative but to do so.

Auditor's responsibilities for the audit of the financial statements

Our objectives are to obtain reasonable assurance about whether the financial statements as a whole are free from material misstatement, whether due to fraud or error, and to issue an auditor's report that includes our opinion. Reasonable assurance is a high level of assurance, but is not a guarantee that an audit conducted in accordance with ISAs (UK) will always detect a material misstatement when it exists. Misstatements can arise from fraud or error and are considered material if, individually or in the aggregate, they could reasonably be expected to influence the economic decisions of users taken on the basis of these financial statements.

DC Thomson & Company Limited

Independent auditor's report to the members of DC Thomson & Company Limited (continued)

Irregularities, including fraud, are instances of non-compliance with laws and regulations. We design procedures in line with our responsibilities, outlined above, to detect material misstatements in respect of irregularities, including fraud. The extent to which our procedures are capable of detecting irregularities, including fraud, are detailed below.

For the Group and Company, as part of our planning process:

- We enquired of management the systems and controls the company has in place, the areas of the financial statements that are mostly susceptible to the risk of irregularities and fraud, and whether there was any known, suspected or alleged fraud. Management informed us that there were no instances of known, suspected or alleged fraud;
- We obtained an understanding of the legal and regulatory frameworks applicable to the company. We determined that the following were most relevant: The Data Protection Act 2018 and Privacy Electronic Communications Regulations 2011; Health and Safety; employment law (including the Working Time Directive); and compliance with the UK Companies Act;
- We considered the incentives and opportunities that exist in the company, including the extent of management bias, which present a potential for irregularities and fraud to be perpetrated, and tailored our risk assessment accordingly; and
- Using our knowledge of the company, together with the discussions held with management at the planning stage, we formed a conclusion on the risk of misstatement due to irregularities including fraud and tailored our procedures according to this risk assessment.

For the Group and Company, the key procedures we undertook to detect irregularities including fraud during the course of the audit included:

- Enquiries with management about any known or suspected instances of non-compliance with laws and regulations and fraud;
- Reading correspondence with regulators to determine the extent of compliance;
- Reviewing Board meeting minutes;
- Challenging assumptions and judgements made by management in their significant accounting estimates, in particular in relation to the carrying value of goodwill, intangible assets, investments, defined benefit pension scheme asset and the recognition of deferred tax on intangible assets;
- Auditing the risk of management override of controls, including through testing journal entries and other adjustments for appropriateness;
- Testing key revenue lines, in particular cut-off, for evidence of management bias; and
- Reviewing the financial statement disclosures and determining whether accounting policies have been appropriately applied.

Owing to the inherent limitations of an audit, there is an unavoidable risk that some material misstatements in the financial statements may not be detected, even though the audit is properly planned and performed in accordance with the ISAs (UK). For instance, the further removed non-compliance is from the events and transactions reflected in the financial statements, the less likely the auditor is to become aware of it or to recognise the non-compliance. The risk is also greater regarding irregularities occurring due to fraud rather than error, as fraud involves intentional concealment, forgery, collusion, omission or misrepresentation. The primary responsibility for the prevention and detection of irregularities and fraud rests with the directors.

A further description of our responsibilities for the audit of the financial statements is located on the Financial Reporting Council's website at: <http://www.frc.org.uk/auditorsresponsibilities>. This description forms part of our auditor's report.

DC Thomson & Company Limited

Independent auditor's report to the members of DC Thomson & Company Limited (continued)

Use of our report

This report is made solely to the Company's members, as a body, in accordance with Chapter 3 of Part 16 of the Companies Act 2006. Our audit work has been undertaken so that we might state to the Company's members those matters we are required to state to them in an auditor's report and for no other purpose. To the fullest extent permitted by law, we do not accept or assume responsibility to anyone other than the Company and the Company's members as a body, for our audit work, for this report, or for the opinions we have formed.



Gavin Black (Senior Statutory Auditor)
For and on behalf of Henderson Loggie LLP, Statutory Auditor
Chartered Accountants

31 October 2023

The Vision Building
20 Greenmarket
Dundee
DD1 4QB