




ICICI Bank UK PLC

Strategic report, Directors' report and financial
statements

March 31, 2023

Registered number 4663024



Contents

Strategic report	3
Directors' report	25
Statement of Directors' responsibilities	28
Report of the independent auditor to the members of ICICI Bank UK Plc	29
Profit and loss account	38
Statement of other comprehensive income	39
Balance sheet	40
Statement of changes in equity	42
Notes	43

Strategic Report

The Directors present their strategic report for the year ended March 31, 2023 (FY2023) for ICICI Bank UK PLC ("the Bank").

Introduction

The Bank is authorised by the Prudential Regulation Authority (PRA) and regulated by the PRA and the Financial Conduct Authority (FCA). The Bank is a wholly owned subsidiary of ICICI Bank Limited ("the Parent Bank") which is India's leading private sector bank. The Bank was incorporated in England and Wales as a private company with limited liability on February 11, 2003 and was converted to a public limited company, assuming the name ICICI Bank UK PLC, on October 30, 2006. As a public limited company, the Bank is able to access the capital markets.

Business Review

ICICI Bank UK PLC offers retail, business banking, corporate banking and treasury services. The Bank delivers its products and services through seven branches located in the UK and one branch in mainland Europe, located in Eschborn (Germany). The branch in Germany has started operating as a third country branch post Brexit with effect from December 1, 2020, in compliance with the rules and regulations of a third country branch applicable in Germany.

The Bank is primarily focused on India linked business and towards meeting the banking needs of the Indian community in the UK and Germany in line with its core competency and inherent strength. The core services offered by the Bank include meeting local banking requirements, remittance services to India and facilitating banking requirements in India. The Bank offers corporate banking services which include serving India Europe trade and investment corridors involving Indian companies operating in Europe, Multinational Corporations (MNC) operating in India, trade counterparties with India and funds investing in the Indian equity and debt market.

With regards to local banking services, the Bank caters to Small and Medium Enterprises (SME) and business banking customers for their trade and foreign exchange requirements. It also has a well-established business for commercial real estate lending against income producing assets based on a conservative risk appetite.

The Bank is managed as a single business. For the purposes of the business review, however, management has described activity by individual business areas. The financial information in the following sections have been presented in US dollars with additional disclosure in Indian Rupee (INR) currency for convenience using the exchange rate as at March 31, 2023 of USD/INR 82.17 which has been applied across FY2023 and FY2022.

Key strategic highlights: FY2023

Financial year 2023 witnessed an economic rebound in the early part of the year accompanied by a period of multi-year high inflation, due to which global central banks embarked on a path of significantly tighter monetary policy. Supply chain bottlenecks, strong labour markets and pent-up demand outpacing supply have been attributed as being the main drivers of high inflation. Second half of FY2023 saw a marked slowdown in growth as higher interest rates began affecting the real economy. Inflation, though likely peaked, still remains elevated posing a dilemma for policymakers in terms of the growth-inflation trade off. Geopolitical risk triggered by the Russia Ukraine conflict still

persist and lend uncertainty to commodity and food prices going forward. During the year, the Bank stayed the course with its strategic pillars including Non Resident Indian connect, customer service and digitisation and diversification of assets and liabilities. The Bank remained focused on proactive risk management, effective liquidity, capital management and meeting the requirements of the changing market and regulatory environment.

During the year, the Bank continued to deepen its product proposition and services to meet the banking needs of the Indian community in the UK through various digitisation and customer service initiatives. The Bank remained very selective and cautious towards new lending business due to the volatile market environment. The Bank selectively sold down some loans (primarily lower rated) from its non-core strategic portfolio which helped in enhancing the overall credit quality of the portfolio.

In view of improvement in the asset quality and strong capital and liquidity position, Moody's Investors Service Limited (Moody's) upgraded the long term counterparty credit risk ratings of the Bank from Baa1 to A3. Moody's also upgraded the long term bank deposits rating from Baa2 to Baa1 and baseline credit assessment of the Bank by one notch.

The Bank places paramount importance on customer support and service. The Bank provides services to its customers through a 24/7 call centre and robust digital channels in terms of online and mobile banking to help customers transact at ease. Digital channels are well complemented by personal connect and seamless service delivery to the customers through Branch Managers and Relationship Managers in various business segments.

The Bank remains focused on maintaining a sustainable business model within strong corporate governance, risk management and a robust control environment. It has a well-established risk appetite for all critical risks, including credit, market, operational, conduct and cyber risks. The business continued to operate based on defined risk appetite, with close monitoring by management and the Board Committees. The Bank reviews its risk appetite framework regularly to take into account, inter alia, changes to the operating environment, portfolio composition, experience with stressed assets and regulatory changes. The Bank's risk management group monitors adherence to the risk appetite and reports to the Board Risk Committee (BRC) on a quarterly basis.

The Bank continued to place considerable attention to the management of conduct risk, with conduct risk related matters reported regularly to the Board Conduct Risk Committee ("BCRC") and the Compliance, Conduct and Operational Risk Management Committee ("CORMAC"). The Bank maintained its focus on sustaining its customer-centric culture and invested in various technology initiatives to enhance customer experience. Close management of complaints ensured that all complaints were closed well within the regulatory stipulated timeframes.

The Bank's approach to managing capital and liquidity is designed to ensure compliance with the applicable regulations, including under Capital Requirements Directive (CRDIV) and maintains High Quality Liquid Assets (HQLA) in line with the Bank's liquidity risk management framework.

The Bank's policy is to maintain an adequate capital base so as to maintain investor, creditor and market confidence and to sustain future development of the business. The impact of the level of capital on shareholders' return is also recognised and the Bank recognises the need to maintain a balance between the higher returns that might be possible with greater gearing and the advantages and security afforded by a sound capital position. The Bank has complied with all regulatory capital requirements throughout the year.

The loans and advances portfolio to customers at USD 900 million (INR 73,912 million) decreased by 24% versus the previous year at USD 1,186 million (INR 97,462 million). The Bank continued to enhance the quality of its portfolio through selective sell downs primarily in its lower rated syndicated loan portfolio. The Bank followed a conservative approach given the uncertain economic environment and accordingly overall new loan originations remained muted during the year. As at March 31, 2023, the Bank had total assets of USD 2,142 million (INR 176,013 million) compared with USD 2,242 million (INR 184,223 million) as at March 31, 2022. The balance sheet reduced mainly due to a reduction in loans and advances.

The Bank made a Profit before Tax in FY2023 of USD 15.8 million (INR 1,298 million) compared with USD 11.3 million (INR 931 million) in the previous year. The profits increases versus the previous year primarily due to increase in Net Interest Income as a result of benchmark rate increase by central banks. Profit after Tax of USD 13.0 million (INR 1,069 million) compared with USD 10.9 million (INR 895 million) in the previous year. The Board has recommended final dividend of USD 10.0 million (FY2022: USD 10 million) for the year on the ordinary equity shares of the Bank, subject to necessary approval. The financial statements for the year ended March 31, 2023 do not reflect this dividend, as it is subject to approval by shareholders at the Annual General Meeting (AGM).

Corporate Banking

The Corporate Banking division focuses on UK/Europe-India corridor. This includes UK & European companies having business presence and interest in India, Indian companies having presence in UK & Europe, trade of goods and services taking place between the geographies and Funds investing in Indian market.

A key focus area has also been Global In-house Centres or Global Capability Centres (GIC/GCC) established by global multinational corporates (MNCs) in India. India is emerging as a hub for setting up such GICs/GCCs given abundant availability of right human resources, infrastructure and cost advantages for outsourcing business processes like research & development (R&D), accounting, back-office operations for MNCs. The Bank's focus is to establish relationships at head-offices present in UK/Europe region of such MNCs in order to facilitate banking relationships with GICs/GCCs in India.

Corporate Banking division continued to focus on 360 degree coverage of their clientele including corporate's cash management, forex and derivative requirements, credit facilities, trade related needs, personal banking services for their staff and private banking services for promoters and key management personnel. Corporate Banking division is also focussing on leveraging relationships with corporates at parent bank in India and extending services to their Europe/UK based operations.

Corporate Banking division continue to take credit exposures with risk calibrated approach and with focus on overall relationship value generated through 360 degree customer coverage.

During the year, the Bank did selective sell downs of exposures to reduce concentration and enhance credit quality of the portfolio. During the year, due to the volatile economic environment, the Bank further strengthened its risk appetite which resulted in measured new sanctions to higher rated clients. Significant progress has been made by the corporate banking team in reaching resolutions and making recoveries from some of the loans included in the impaired asset portfolio. The net impaired ratio as at March 31, 2023 at 3.3% increased as compared with 2.0% as at March 31, 2022, reduction in the overall loan book also contributed to increase in the net impaired ratio.

Retail Banking

The Bank provides retail banking services to its customers in the UK, primarily aimed at the Indian community. It provides a diverse product suite including personal retail, business current and savings accounts, commercial real estate lending, mortgages facility in India to non-resident Indians (NRI), private banking and money transfers to India. It also offers online savings and fixed rate term deposit accounts to its customers in the UK, which are supported by digital and phone banking channels and through its branches.

The key focus for the Bank is serving the Indian community in the UK, for their local banking requirements as well as to facilitating their India banking requirements. In line with this objective, the Bank has worked towards strengthening its product and service proposition to meet the banking needs of Indian diaspora in the UK through various digitization and customer centric service initiatives.

The Bank has enhanced its connections with Indian community in the UK, through various touch points including participation in various community events, hoardings, radio and television advertisements to create its brand awareness. Additionally, the Bank enhanced its efforts to connect with the Indian student community in the UK through varied product suite and digital account opening facility.

The Bank offers its private banking services on 'an execution basis' methodology, which enables it to connect with high net worth NRI community in UK. During the year, the Bank has registered a positive momentum to its business activities from the NRI community by supporting to their UK as well as India banking requirements. The Bank has remained focused on strengthening its remittance product through digital initiatives including introducing the new customer acquisition (NCA) through digital account opening and revamping of the mobile application. The Bank has implemented a comprehensive marketing strategy which is realigned to focus on NRI clients.

The Bank continues to focus on expansion of business banking and secured loan against property business within the risk appetite framework of the Bank. The Bank followed a conservative approach to this business given the uncertain economic environment and accordingly overall new business volumes remained muted during the year. During FY2023, the Bank revamped its corporate internet banking platform, which enhanced customer experience and ease of processing various transactions. The 360-degree relationship-based approach has resulted in enhanced customer acquisition and growth for the bank during the FY2023.

The Bank remained focused on strengthening its service delivery platform to ensure an enhanced customer experience, improved customer outcomes thereby operating based on the overall conduct risk framework of the Bank, and abide by its regulatory requirements. The Bank sees embedding of a strong conduct culture as an integral part of delivery of its strategic goals.

In July 2022, the FCA issued the policy statement and guidance document pertaining to new Consumer duty and the Bank is at the final stage of implementing the requirements. The Bank has set up appropriate governance structure to ensure that consumer duty requirements are met within the implementation timeline.

The Bank provide certain retail banking services to its customers through its branch in Germany. These services include remittance to India through money to India platform and blocked accounts for Indian students and job seekers coming to Germany. It also offers online savings and fixed rate term deposit accounts to its customers in the Germany.

Treasury

The Treasury Group manages the structure of the balance sheet of the Bank, supports the capital needs and manages the market and liquidity risk of the Bank. The Bank prioritises maintaining High Quality Liquid Assets (HQLA) in line with the guidelines for the Liquidity Coverage Ratio (LCR) requirements. The Bank reviews the asset/liability maturity mismatches and interest rate positions, and maintains liquidity gaps and interest rate positions within prescribed limits, which are monitored by the Asset and Liability Management Committee (ALCO) of the Bank. The Bank's investment portfolio is also managed by the Treasury Group.

Treasury activities are carried out through the Balance Sheet Management Group, Investment Management Group, Global Markets Group and Market Making Group. Global Markets Group, in co-ordination with retail and corporate banking teams, offers foreign exchange, derivatives and fixed income products to Bank's customers. Market Making Group provides interbank cover for various products offered to Bank's customers.

The Bank followed a cautious approach to new business volumes mainly due to the uncertain economic environment and geopolitical tensions which resulted in a relatively lower new funding requirements during the year. However, the Bank remained active in raising funding to repay maturing liabilities through funding from retail deposits, alternate channels and wholesale instruments. The Bank ensured availability of adequate liquidity surplus over and above the regulatory requirements. During the year, the Treasury Group managed the portfolio within the established risk appetite of the Bank.

Global Markets Group, in co-ordination with Corporate Banking team is working to enhance relationships with Financial Institutional investors having investment interest in Indian markets. During FY2023, the Bank saw higher level of customer engagement of its business of offering dollar bonds issued by Indian Companies to Institutional customers.

Liquidity Regulation

PRA issued policy statement in October 2021, to replicate in its rules, the Liquidity Coverage Ratio (LCR) requirements of the Capital Requirement Regulation (CRR) and Delegated Acts with effect from January 1, 2022. The guidelines requires banks to maintain LCR above regulatory requirements. The LCR is intended to ensure that a bank maintains an adequate level of unencumbered HQLA, which can be used to offset the net stressed outflows that the bank could encounter under a combined stress scenario lasting 30 days. The minimum regulatory requirement is 100%. The LCR of the Bank at March 31, 2023 was 346%. In line with the risk appetite, the Bank is focused to maintaining an adequate level of liquidity in excess of regulatory requirements and as defined in ILAAP.

PRA has introduced policy statement in October 2021 on Net Stable Funding Ratio (NSFR) framework that implements the Basel III standard in UK with effect from January 1, 2022. The NSFR is defined as the amount of available stable funding relative to the amount of required stable funding. The NSFR promotes a sustainable and stable structure of assets and liabilities. The Bank maintained NSFR adequately above the minimum regulatory requirement of 100%.

The Bank also monitors the level of asset encumbrance in the balance sheet and have put appropriate risk management processes in place to maintain the level of encumbrance at acceptable levels.

Details of the Bank's governance arrangements, financial risk management objectives and policies, including those in respect of financial instruments, and details of the Bank's indicative exposure to risks are given in Note 38.

Financial Highlights

The financial Key Performance Indicators for the financial year 2023 is summarised in the following table:

Profit and loss account	Financial 2023	Financial 2022	% Change	Financial 2023	Financial 2022
	USD 000s	*restated USD 000s		INR million	*restated INR million
Net interest income	52,644	40,498	30%	4,325	3,328
Non interest income	14,502	13,893	4%	1,192	1,141
Profit/(Loss) on sale of financial assets	(7,094)	66		(583)	5
Total revenue	60,052	54,457	10%	4,934	4,474
Operating expenses	(38,304)	(40,189)	(5%)	(3,148)	(3,302)
Profit before provisions, charges and taxes	21,748	14,268	52%	1,786	1,172
Impairment provision and charges	(5,946)	(2,926)	103%	(488)	(241)
Profit before tax	15,802	11,342	39%	1,298	931
Tax	(2,792)	(441)	533%	(229)	(36)
Profit after tax	13,010	10,901	19%	1,069	895

Balance sheet	Financial 2023	Financial 2022	% Change	Financial 2023	Financial 2022
	USD 000s	*restated USD 000s		INR million	*restated INR million
Cash and cash equivalents	352,907	336,706	5%	28,998	27,667
Loans and advances to banks	190,371	141,460	35%	15,643	11,624
Loans and advances to customers	899,505	1,186,105	(24%)	73,912	97,462
Investments	638,176	526,104	21%	52,439	43,230
Total assets	2,142,060	2,241,973	(4%)	176,013	184,223
Customer accounts	1,617,438	1,544,930	5%	132,905	126,947
Wholesale liabilities	130,194	337,170	(61%)	10,698	27,704
Shareholders' funds	318,343	315,872	1%	26,158	25,955
Total Equity and liabilities	2,142,060	2,241,973	(4%)	176,013	184,223

*refer note no 44 for further details of restatements.

Capital³

Capital Ratios	March 31, 2023	March 31, 2022	Movement
Core Tier 1 ratio	21.5%	17.8%	3.7%
Tier 1 ratio	21.5%	17.8%	3.7%
Total ratio	27.1%	23.0%	4.2%

Risk weighted assets	Financial 2023	Financial 2022	% Change	Financial 2023	Financial 2022
	USD 000s	USD 000s		INR million	INR million
Risk weighted	1,371,538	1,646,720	(17%)	112,699	135,311

Key Financial highlights: FY2023

The Bank is focused on growing core operating profit within the guardrails of risk and compliance. The key performance indicator for the Bank is risk calibrated operating profit which is measured through profit before provisions, charges and taxes. Further the Bank is focused on enhancing the asset quality which fundamentally reduces the impact of provisions due to loan loss in the profit and loss account.

Section below provides the financial performance of the Bank:

The Bank made a Profit before Tax in FY2023 of USD 15.8 million (INR 1,298 million) compared with USD 11.3 million (INR 931 million) in the previous year. The profits increased versus the previous year primarily due to a increase in Net Interest Income as a result of benchmark rate increase by central banks. Profit after Tax of USD 13.0 million (INR 1,069 million) compared with USD 10.9 million (INR 895 million) in the previous year.

The loans and advances portfolio to customers at USD 900 million (INR 73,912 million) decreased by 24% versus the previous year at USD 1,186 million (INR 97,462 million) primarily due to selective new credits coupled with repayment received on scheduled maturity and sell downs in line with the strategy of the Bank. The Bank continued to enhance the quality of its portfolio through selective sell downs primarily in its lower rated syndicated loan portfolio. The Bank followed a conservative approach given the uncertain economic environment and accordingly overall new loan originations remained muted during the year. The investment portfolio of the Bank at USD 638 million (INR 52,439 million) increased by 21% versus the previous year at USD 526 million (INR 43,230 million). The Bank continued to monitor adherence to the portfolio limits as prescribed in the risk appetite on a periodic basis.

With regards to the liabilities, the Bank registered an increase of 5% in customer accounts at USD 1,617 million (INR 132,905 million) versus the previous year at USD 1,545 million (INR 126,947 million). The wholesale liabilities at USD 130 million (INR 10,698 million) reduced by 61% versus the previous year at 337 million (INR 27,704 million) mainly due to a reduction in bond issuance, interbank borrowings and repo borrowings upon its maturity. The reduction in the liability book was aligned to reduction in the asset book.

³ Pillar 3 disclosures are available online on the Bank's website:
<http://icicibank.co.uk/personal/basel-disclosures.html>

The Net Interest Income at USD 52.6 million (INR 4,325 million) increased by 30% compared with the previous year at USD 40.5 million (INR 3,328 million). The increase in Net Interest Income is on account of an increase in yields on loans and advances. Net Interest Margin (NIM) at 2.64% in FY2023 increased by 102 bps as compared to the previous year. The increase in the NIM was primarily driven by higher yields on assets. Multiple interest rate increases during the year by central banks across geographies has resulted in expansion in the overall asset yield.

As at March 31, 2023, the Bank had total assets of USD 2,142 million (INR 176,013 million) compared with USD 2,242 million (INR 184,223 million) as at March 31, 2022. The balance sheet reduced mainly due to a reduction in loans and advances partially offset with increase in Investments, loans and advances to banks and cash balances.

The corporate banking fees, business banking and retail remittance income streams continued to be the key sources of non-interest income, which slightly increased during the year to USD 14.0 million (INR 1,150 million) as compared to USD 13.9 million (INR 1,142 million) during the previous year. With the shift in Bank's focus towards trade and transaction banking to enhance granularity in its income streams, the corporate fees has shown stability versus the previous year. The Bank's business banking strategy revolved around acquisition of new customers and enhancement of its technology platform to provide improved customer experience which helped in a stable income flow despite the challenging economic environment.

The Bank continued to follow a cautious concentration risk management strategy through selectively selling down loans and investments which resulted in a realised loss of USD 7.1 million (INR 583 million) as compared to profit of USD 0.1 million (INR 5 million) in the previous year.

The Bank remained focused on enhancing operating efficiencies without compromising the control environment. The Bank remained committed to maintaining a strong control framework to meet increasing regulatory and reporting obligations and continued to invest in people and technology to further strengthen the control framework. The Bank continued to make selective investments in advertising and marketing through radio and television advertisements and marketing expenses to build brand presence. Total expenses at USD 38.3 million (INR 3,148 million) decreased by 5% versus the previous year mainly driven by depreciation of average GBP against USD currency.

The specific provision and collective provisions made during the year were USD 5.9 million (INR 488 million) compared with USD 2.9 million (INR 241 million) in the previous year. The specific provision booked during the year was mainly on account of additional stress and performance issues on the existing impaired assets and the addition of few cases as impaired. As at March 31, 2023, the gross impairment ratio was at 7.3% and the net impairment ratio was at 3.3% versus 4.3% and 2.0% respectively for FY2022. Reduction in loan book also contributed to increase in the impairment ratio at March 31, 2023.

The Bank's policy is to maintain an adequate capital base so as to maintain investor, creditor and market confidence and to sustain future development of the business. The impact of the level of capital on shareholders' return is also recognized and the Bank recognizes the need to maintain a balance between the higher returns that might be possible with greater gearing and the advantages and security afforded by a sound capital position. The Bank has complied with all regulatory capital requirements throughout the year.

The Board has recommended a final dividend payment of USD 10.0 million (FY2022: USD 10 million) for the year on the ordinary shares of the Bank, subject to necessary approval. The financial statements for the year ended March 31, 2023 do not reflect this dividend, as it is subject to approval

by shareholders at the AGM. In line with the CRD IV requirements, as at March 31, 2023 the total capital ratio was 27.1% with a Tier 1 ratio of 21.5% (FY2021: 23.0% and 17.8%).

The Bank is currently not subject to the minimum UK leverage ratio requirement of 3.25% published by PRA in its policy statement in October 2021 and effective from January 1, 2022. The PRA expects that firms not in scope of the leverage ratio minimum capital requirement and buffers should manage their leverage risk so that their leverage ratio does not ordinarily fall below 3.25%. The Bank has complied with PRA's expectation and has maintained its leverage ratio adequately above the expected level of 3.25%.

Key economic and business outlook

The Bank primarily operates in the UK, Europe and India markets and monitors the economic outlook especially in these markets to assess the impact on its portfolio and business model. Since the beginning of year 2020, the world faced an unprecedented crisis of the COVID-19 pandemic, which severely affected economic activity across the globe. The subsequent economic reopening was disjointed and the resulting supply disruptions in conjunction with rising geopolitical risks have led to a broad based increase in global inflation. The Bank takes account of this changing economic landscape and its significant impact on the future strategy.

As per the World economic outlook update published by the IMF in April 2023, the coming year will be marked by slower growth and inflation falling from its peak seen in 2022. The calendar year 2022 witnessed a period of multi-year high inflation across economies due to which global central banks embarked on a path of significantly tighter monetary policy. Major developed market economies' central banks raised rates at a sharp pace to arrest inflationary pressures arising from supply chain bottlenecks, strong labour markets and pent-up demand outpacing supply. The Russia-Ukraine conflict continues to cast an uncertain outlook on commodity and food prices. The year 2022 saw a rapid spread of Covid-19 in China. However, the recent reopening has been faster than expected which should have positive spillovers on the global growth outlook for 2023.

After an estimated expansion of a 3.4 percent in 2022, the global economy is projected to grow at 2.8 percent in 2023, with pace picking up to 3.0 percent in 2024. However, there are downside risks to growth in the form of lagged effect of tighter monetary policy filtering through to the real economy and build-up of stresses in the financial system due to the fast pace of monetary tightening. While inflation has likely peaked and is forecast to slow, it still remains much elevated compared to targeted inflation levels for various central banks which outlines the dilemma faced by policymakers – slowing growth amid high levels of inflation. The ongoing conflict between Russia and Ukraine could upend sustainable disinflation.

While the global economy seems to have navigated away from the pandemic and its related economic impact, there are new challenges on the horizon. These include high inflation which may prove sticky despite unprecedented monetary tightening by central banks, slowing growth as restrictive monetary policy starts to impact, uptick in unemployment as employers start to curtail costs in a high interest rate environment and lingering geopolitical risks. In consideration of an uncertain economic environment, the Bank took a cautious approach towards new lending and sold down some of its loan in line with the strategy adopted to safe guard against future impact of the current environment.

Principal risks

The Bank is primarily exposed to credit risk (including concentration and recovery risk), liquidity risk, market risk (predominantly interest and exchange rate risk, including IRRBB), operational risk (including compliance and outsourcing risk), information security risk, conduct and reputational risks. The Bank's largest regulatory capital requirements arise from credit risk in its lending operations as this risk is influenced not only from a borrower's credit quality but also due to external factors like economic conditions of countries in which the Bank's borrowers are incorporated or where businesses are undertaken by the borrowers and regulatory changes. The Bank's funding is composed of medium to long term deposits, term borrowings and non-maturity savings balances. Unfavourable market conditions could have an adverse impact on meeting the funding requirements of the Bank. The security of the Bank's information and technology infrastructure is also a critical focus area as cyber-attacks can disrupt the availability of customer facing websites and could compromise the Bank's customer data and information.

An ongoing risk which the Bank has been monitoring and mitigating is the risk arising from phasing out of LIBOR and transition to alternate reference rates. The Bank has constituted a working group to ascertain the Bank's approach to manage risks arising from phasing out of LIBOR. The Bank has upgraded its internal systems to offer products linked to new Risk Free Rates (RFRs), the Bank has completed transition of all non USD LIBOR linked exposures to RFRs and has ceased issuance of new products linked to LIBOR. The Bank has identified all its USD LIBOR linked exposures in the loan portfolio and has communicated transition options to its clients and transition process has already begun. The Bank endeavors to complete this process by June 30, 2023. The Bank has transitioned all its USD LIBOR linked derivative exposures to the alternate risk free rates except for one deal where the last reset is due in June 2023.

The Bank monitors the regulatory landscape and steps being taken by the industry on 'Climate Change' and 'Environmental Social & Governance (ESG)' aspects. The Bank of England (BoE) has included management of financial risks arising from climate change as one of the areas of priorities for 2023. The Bank is also aware of its constructive obligation towards the UK government's objective of achieving net-zero by 2050. Various initiatives taken by the Bank in this area are provided in the section on Environment, Social and Governance Initiatives. The Bank is working to enhance its approach for the assessment of available and required data for the management of climate related risks.

Further details on the Bank's risks and how these are managed are given in Note 38.

The Bank has been making requisite investment in systems, people and controls to minimise the impact of these risks.

Risk Management and Corporate Governance

Risk Management

The Bank has a centralised Risk Management Group (RMG) with a mandate to assess and monitor all its principal risks in accordance with defined policies and procedures. RMG is independent of the business units and the Chief Risk Officer (CRO) reports directly to the Managing Director and Chief Executive Officer, and also has reporting lines to the Chairperson of the Board Risk Committee (BRC) and the CRO of the Parent Bank.

Risk management framework

The Bank operates within a comprehensive risk management framework to ensure that the key risks are clearly identified, understood, measured and monitored and that the policies and procedures established to address and control these risks are strictly adhered to. The outcomes of each of these risk management processes are used to identify the material risks that the Bank is exposed to. The Bank has developed a Board approved risk appetite framework articulated within the broader context of the nature, scope, scale and complexity of the Bank's activities. The framework is based on both quantitative parameters such as capital, liquidity and earnings volatility and qualitative parameters such as conduct and reputational risks. The risk appetite has been further drilled down into portfolio-level limits, which include limits on country of risk and credit ratings of loans. RMG monitors adherence to the risk appetite framework and provides relevant reports to the BRC on a quarterly basis. Additionally Risk Management Group also tracks the material adverse market events and reviews the impact of the same on Bank's portfolio. During the course of the year, the Bank reviewed its portfolio on account of events such as the Russian invasion of Ukraine, increased market volatility during mini budget presented by UK Government in September 2022, the failure of Silicon Valley Bank and the acquisition of Credit Suisse by the UBS. While the Risk Management Group continues to monitor the situation, the review revealed no material impact on the Bank's portfolio due to these events.

Credit risk

To ensure an acceptable level of credit risk and in line with the Bank's continued focus on maintaining asset quality, the Bank's Executive Credit and Risk Committee (ECRC), on a periodic basis, tracks developments in its credit portfolio and industry trends with the objective of identifying vulnerabilities and early warning indicators. Additionally, review of the Bank's portfolio and emerging risks and challenges is carried out by the Board Credit Committee (BCC) and BRC, respectively.

Liquidity risk

The Bank maintains detailed Internal Liquidity Adequacy Assessment Process (ILAAP) and Liquidity Contingency, Recovery and Resolution Plan (LC-RRP) documents. The ILAAP document outlines the liquidity risk management framework of the Bank and its approach for compliance to overall liquidity adequacy rule (OLAR) requirement of the regulators. The LC-RRP document includes a range of recovery and liquidity indicators, which allows the Bank to take preventative measures to forestall a severe stress. It also includes a communication plan, which would be followed in the event of a crisis and a contingency funding scenario. It sets out the corrective measures to be undertaken when there is a potential or actual risk to the Bank's liquidity position.

Market risk

Market risk is the possibility of loss arising from changes in the value of a financial instrument as a result of changes in market variables such as interest rates, exchange rates, credit spreads and other asset prices. The details pertaining to market risk management policies and tools adopted to monitor market risk are set out in the note 38 (Risk Management Framework-Market Risk).

Operational risk

The management of operational risk within the Bank is governed by the Operational Risk Management Policy (ORMP) which is reviewed and approved by the BRC on an annual basis. Operational risk elements monitored regularly by RMG include operational risk incidents, techniques for risk identification, key risk indicators and risk mitigation processes. The Bank has also implemented a policy for outsourcing and third party risk management to mitigate risks from services availed from outsourced as well as third party Service Providers (SPs). The policy ensures the application of a standardised approach for assessing all third party arrangements (outsourced as well as non-outsourced) entered into by the Bank and stipulates the monitoring and reporting mechanisms to be adopted by various departments within the Bank. The performance of all outsourced SPs and material third party SPs is periodically reviewed on parameters such as financial strength, organisational structure & change management, performance against key parameters agreed within service level agreements (SLAs), compliance undertakings, and business continuity & information security and an assessment report for material SPs is presented to the BRC on a periodic basis.

The Bank has developed and implemented a Business Continuity and Crisis Management Plan (BCP) for all business and corporate functions to ensure continued availability of critical business processes in the event of an outage. The BCP also addresses disaster situations and provides necessary guidance to recover and restore critical and important business processes in the event of an external business disruption. Periodic testing of the BCP is carried out and the results and the updates are shared with Compliance, Conduct and Operational Risk Management Committee (CORMAC). Further, in line with the regulatory expectations, a working group has been established under the supervision of the Head-IT & Operations to consider and fully embed a comprehensive operational resilience framework to actively assess the vulnerabilities and recoverability of the Bank's critical services.

Information security risk

The Bank has implemented an integrated approach to IT and information security and made significant progress in enhancing its information security governance through monitoring at the Information Technology and Security Committee. Additionally, periodic presentations are given to the BRC on the cyber threat landscape and the measures taken by the Bank to mitigate cyber security risks and threats. These include periodic vulnerability and penetration testing, application security life cycle assessment, information security awareness programs and cyber incident management. In April 2023, the Bank renewed its "Cyber Essentials¹" certificate and badge which demonstrates that the Bank's information security processes and procedures meet the UK baseline standards.

The Bank has a Data Protection Policy (DPP) to ensure that personal and sensitive information about its clients, employees, vendors and others with whom it communicates is dealt in accordance with the relevant national laws. This Policy was prepared taking into consideration the provisions of Data Protection Legislation i.e. the EU GDPR and the DPA 2018. Further, post end of Brexit transition period, the EU GDPR has been incorporated into UK data protection law as the UK GDPR. In practice

there is little change to the core data protection principles, rights and obligations found in the UK GDPR. The EU GDPR may also still apply directly to the Bank if we operate in Europe, offer products or services to individuals in Europe, or monitor the behavior of individuals in Europe. Further, post the Germany branch acquiring the status of a third country branch, it has its own data protection policy which is governed by EU GDPR.

¹Cyber essentials is a UK government backed certification, awarded to companies which follow the core principles of cyber security outlined by the cyber essentials scheme.

Conduct and reputational risks

The Bank's conduct risk philosophy is to develop and maintain long term relationships with its customers, based on openness, trust and fairness. It expects that the behavior and motivation of every employee must be about good conduct and adherence to established controls to deliver fair and appropriate outcomes to our customers.

The Bank evaluates the impact of the changing regulatory requirements on an ongoing basis and is fully committed to establishing controls to deliver fair and appropriate outcomes for its customers. The Compliance group is responsible for the monitoring and framing policies and procedures to mitigate conduct risk including frauds within the conduct risk appetite of the Bank.

Performance against conduct risk related matters are reviewed and monitored by the Bank's Board Conduct Risk Committee (BCRC) and at the executive level by the Compliance, Conduct and Operational Risk Management Committee (CORMAC). Both Committees meet on a periodic basis and receive regular updates from Business, Operations and Compliance teams.

The Bank has embedded a whistleblowing policy through regular training of staff and communications to staff to raise the awareness of the policy. The policy provides for staff to raise concerns, on a confidential basis, both internally and to the regulators. An annual report on whistleblowing is presented to the Board Audit Committee.

The Bank has a Code of Personal Conduct ("the Code") designed to provide guidance and support to staff members and to foster and strengthen its corporate culture. One of the key four pillars of the Code, which defines the Bank's cultural values, is its responsibilities and commitment towards its people, customers and suppliers.

Corporate Governance

The Bank's corporate governance framework is based on an effective independent Board, the separation of the Board's supervisory role from the executive management of the Bank and the constitution of Board Committees to oversee critical areas and functions of executive management. The Bank has a total number of five Non-Executive Directors and one Executive Director on the Board. Two of the Non-Executive Directors are representatives of the Bank's Parent Bank, ICICI Bank Limited, and three are independent.

The Bank operates a three lines of defense model including independent control groups such as Compliance, Risk, Internal Audit, Finance and Legal to facilitate independent evaluation, monitoring and reporting of various risks. These support groups function independently of the business groups and are represented at the various Committees.

Effective corporate governance and compliance is a prerequisite to achieving the Bank's strategic objectives. The Bank has maintained a strong focus on controls, governance, compliance and risk management to provide a sound foundation for the business. It ensures the embedding of a controls and compliance culture throughout the organisation. This is achieved through appropriate training, maintaining adequate resources within the control groups commensurate with the Bank's operations, continuous strengthening of internal systems and processes and effective deployment of technology. Information technology is used as a strategic tool for the Bank's business operations, to gain a competitive advantage and to improve its overall productivity and efficiency.

The Bank's Board is responsible for creating and delivering sustainable stakeholder value by providing oversight to the Bank's business. The Board is also the decision-making body for all matters having significant strategic, financial or reputational implications or consequences. There are matters specifically reserved for final approval of the Board and certain powers of the Board are delegated to the Board Committees. The Board Committees discuss various matters having strategic, financial or reputational implications or consequences. In the event that the Chairperson of these committees determines that these matters have significant implications, they refer such matters to the Board for due consideration.

The Board has delegated certain powers to five Board Committees which are the Board Credit Committee, Board Risk Committee, Board Audit Committee, Board Conduct Risk Committee and Board Governance Committee. The Bank has an established governance framework with clear terms, reference and mandates for these Committees.

The Bank has adopted the governance framework in line with the corporate governance practices at other UK financial institutions. The Bank is not listed in the UK and hence UK corporate governance code is not applicable to the Bank.

Section 172 statement

As per section 172 of the UK Companies Act 2006, the Directors must act in good faith to promote the success of the company and the Board is required to have full regard to the likely consequences of any decisions in the longer term, interests of the company's employees, need to foster the company's business relationships with suppliers, customers, debt holders and others, impact of the company's operations on the community and the environment, desirability of the company maintaining a reputation for high standards of business conduct and need to act fairly as between stakeholders of the company. In consideration of these factors, the Directors discharge their duties supported by the annual training programme developed by the Bank to enhance their professional knowledge and understanding of the Bank's business model and strategy; well-managed, structured and comprehensive Board and Committee meetings and adequate information to enable the Board to take informed decisions for the long term success of the Bank.

The Directors monitor the Bank's progress against its strategy which revolves around three pillars including Non Resident Indian connect, customer service and digitisation and diversification of assets and liabilities. The Bank's strategic focus is in line with the Group's strategy to cater to the banking needs of the Non Residents Indians, to provide banking services to the multinational companies having linkages to India and to enhance its customer service through digitisation. The Bank's strategy also includes lending and banking services for select companies with India linkages including Indian corporates, UK and Europe based multinational corporations operating in India, UK/Europe and India trade corridor and capturing fund flow from UK/Europe to India.

Employee engagement: Ongoing employee engagement is embedded in the Bank's strategy and objectives. The management committee including the MD and CEO engages with the employees at all levels on a frequent basis through 'Town Hall' meetings, video conference and informal meetings to provide an update on the Bank's performance and strategy. The Directors receive quarterly updates on the employee engagement initiatives, key demographic details of the employees and feedback from Culture & Conduct surveys conducted by the Bank.

Stakeholder engagement: The Bank ensures regular engagement of the Board with key stakeholders including regulators, customers, debt holders and suppliers. The Board receives regular updates via its various Committees on key regulatory themes, current topics and priorities. The Senior Management of the Bank is regularly engaged with regulators to understand their views and expectations and to update them about the Bank's strategy and business model, including annual meetings of regulators with the independent non-executive directors. The Board Conduct Risk Committee (BCRC) is focused and committed to the Bank's conduct with its customers to ensure that they are treated fairly, they receive the right outcome and conduct risk is appropriately mitigated. The BCRC receives regular updates on the Bank's engagement with its customers including, but not limited to, new product and service launches, the management of conduct risk, various customer service initiatives, status of customer complaints and their root cause analysis. The Directors receives an annual update on the performance of outsourced service providers and payment practices and other initiatives involving suppliers. These engagements helps the Board to get the important feedback from various stakeholders and incorporate, wherever relevant, the same while approving business strategy for the Bank.

Policy on slavery and human trafficking

The Bank supports and acknowledges the requirements of the Modern Slavery Act 2015 ("the Act") and takes the necessary steps to ensure compliance within the organisation and its supply chain. The Bank has established a policy on slavery and human trafficking, which is reviewed annually at the Board Conduct Risk Committee. The policy states that the Bank will not support or deal with any businesses knowingly involved in slavery or human trafficking. Further, the Bank will take steps to ensure that the risk of slavery and human trafficking taking place within the employees of the Bank, its customers and suppliers is appropriately mitigated.

Given the regulated nature of the Bank's business, and the fact that the Bank does not have extended supply chains or obtain material services from suppliers in high risk countries, overall, the Bank has a low risk of modern slavery and human trafficking within its business operations and supply chain. Notwithstanding this, the Bank actively seeks to improve its controls within this area and remains committed to doing everything it reasonably can to contribute toward helping eradicate modern slavery and human trafficking.

Bribery and Corruption Prevention Policy

The Bank is committed to carrying out business honestly and openly. It therefore expects each employee to act with the highest standards of integrity and honesty in carrying out his or her duties, thereby helping customers to have confidence when entrusting their business to the Bank. The Bank recognise that bribery and corruption can have an adverse effect on firms and the communities they serve. The Bank therefore is committed to enforcing high moral and ethical standards in all its business activities. The Bank believes that business success should depend on a fair and open assessment of the Bank's products and services. The Bank has comprehensive policy in place to meet the above objective and the policy also reflects the UK statutory requirements.

Covid-19

Since the beginning of year 2020, the world faced an unprecedented crisis of the COVID-19 pandemic, which severely affected economic activity across the globe. The subsequent economic reopening was disjointed and the resulting supply disruptions in conjunction with rising geopolitical risks have led to a broad based increase in global inflation. The Bank takes account of this changing economic landscape and its significant impact on the future strategy. During FY2023, The Bank remained focused on maintaining its robust internal controls and risk management techniques to ensure that the Bank operates within its risk appetite. The Bank has considered all potential areas that could impact its business strategy, portfolio and profitability including the future economic outlook of the relevant markets.

Regulatory guidance

Pursuant to withdrawal of UK from the European Union (EU), PRA implemented certain Basel III standards in UK, which broadly corresponds to areas covered by the European Union's Capital Requirements Regulation II (EU CRR II), including the minimum net stable funding ratio (NSFR) of 100%, the new Standardised Approach for Counterparty Credit Risk (SA-CCR) and rules on large exposures linked to Tier 1 capital, with effect from January 1, 2022. The PRA published in November 2022 a consultation paper 'Basel 3.1 standards' containing remaining Basel III amendments to Capital Requirement Regulations (CRR) in UK. The PRA proposed to implement these changes with effect from January 1, 2025. The Bank is currently analysing various amendments proposed in Basel 3.1 standards. Further the Bank would take steps well ahead of implementation schedule to ensure compliance with the proposed amendments.

The Financial Policy Committee (FPC) announced in July 2022 to increase the UK's countercyclical capital buffer (CCYB) rate from 1% to 2%. The rate increase will be applicable from July 2023 in line with the usual 12- month implementation period. The Bank is adequately capitalised to ensure compliance with revised CCYB requirements.

IBOR reform

Following the financial crisis, the replacement of benchmark interest rates such as LIBOR and other interbank offered rates ('IBORs') has become a priority for global regulators and central banks. Interest rate benchmarks including, among others, the London Interbank Offered Rate (LIBOR), the Euro Interbank Offered Rate (EURIBOR), the Euro Overnight Index Average (EONIA) and certain other Interbank Offered Rates (IBORs) are being reformed. The Financial Stability Board (FSB) in 2014 had recommended to reform major interest rate benchmarks and use near risk-free rates (RFRs) that are based on more active and liquid overnight lending markets. RFRs are backward-looking overnight rates based on actual transactions and reflect the average of the interest rates that certain financial institutions pay to borrow overnight either on an unsecured basis from wholesale market participants for unsecured RFRs, such as the Sterling Overnight Index Average (SONIA) or the average rate paid on secured overnight repurchase or "repo" transactions for secured RFRs, such as the Secured Overnight Financing Rate (SOFR).

The Bank formed a Steering Committee chaired by the Head of Corporate Banking and attended by the executive management team with regular meetings to monitor and discuss the developments related to IBOR reform. The Bank engaged an external consultant to provide regular oversight and provides specialised assistance, where required, on the Libor transition project. The Bank also coordinates with other banks to share and follow best practices.

The Bank has upgraded its internal systems to offer products linked to new Risk Free Rates (RFRs), the Bank has completed transition of all non USD LIBOR linked exposures to RFRs and has ceased issuance of new products linked to LIBOR. The Bank has identified all its USD LIBOR linked exposures in the loan portfolio and has communicated transition options to its clients and transition process has already begun. The Bank endeavors to complete this process by June 30, 2023. The Bank has transitioned all its USD LIBOR linked derivative exposures to the alternate risk free rates except for one deal where the last reset is due in June 2023.

Environment, Social and Governance Initiatives

The Bank is committed to taking suitable steps to align to the UK Government's mission to minimise impact on climate change. Various initiatives taken by the Bank for climate change is provided below:

Climate change

The Bank monitors the regulatory landscape and steps being taken by the industry on 'Climate Change' and 'Environmental Social & Governance (ESG)' aspects. The Bank acknowledges that climate change can lead to physical risks, such as severe weather events (e.g. sea level rise, flooding) and transition risks, such as the possibility of deterioration in the customer's ability to meet its financial obligations due to the global movement from a high-carbon economy to a low-carbon economy. The Bank of England (BoE), through its arms, the Financial Conduct Authority (FCA) and the Prudential Regulation Authority (PRA), has included management of financial risks arising from climate change as one of the areas of priorities for 2023.

The Bank's Chief Risk Officer (CRO) has the additional responsibility as Senior Management Function (SMF) to ensure that the regulatory expectations are adequately addressed and the Board Risk Committee (BRC) provides an oversight to the climate change related action plan of the Bank. The CRO chairs the internal Working Group (WG) on Climate Change which has members from various departments of the Bank. The WG tracks the latest regulatory guidance, expectations and developments in the industry with regard to climate change and ESG considerations and meets regularly to share with each other the knowledge gained by participating in webinars and discussions organised by forums and associations in the UK and Europe as well as by international rating agencies. It provides quarterly updates to the Management Committee (MC) and the BRC on the Banks' activities, key regulatory developments, and actions being taken in the industry to manage and meet requirements for managing risks related to climate change. The members of the WG are also in regular touch with the team of Parent bank which is driving its Sustainability and Corporate Social Responsibility objectives.

For FY2023, the BRC approved an action plan for the Bank covering the key areas of Governance, Risk Management, Scenario analysis and Disclosure to meet the requirements of the PRA's Supervisory Statement on 'Enhancing banks' and insurers' approaches to managing the financial risks from climate change' (SS3/19). The Bank has taken an approach proportionate to its size and nature of operations within the UK.

The key actions taken during FY2023 were as below:

- The Bank compiled information on energy efficiency ratings of its premises in the UK and it was noted that the Bank is in compliance with the current minimum standard of 'E'. The details are as under:

Premises	Location	Energy rating	Validity of EPC
Corporate office	St Katherine Dock	D	March 2031
Branches	Birmingham	C	October 2027
	East Ham	D	August 2031
	Harrow	B	August 2031
	Manchester	E	August 2031
	Southall	D	July 2030
	Wembley	C	August 2031

- The Bank is in compliance with applicable regulatory requirements including those related to Streamlined Energy and Carbon Reporting (SECR). SECR is a reporting framework requiring companies to make disclosures on energy and carbon and is intended to encourage the implementation of energy efficiency measures, with both economic and environmental benefits, supporting companies in cutting costs and improving productivity at the same time as reducing carbon emissions.
- The Bank is not engaged in any manufacturing activity and the overall energy consumption is not material given its size of current operations. However, the Bank has computed Scope 1, Scope 2 and Scope 3 (own travel) emissions for its UK offices through an independent consultant.

Methodology

The Bank's follows the GHG Reporting Protocol and uses the Government's greenhouse gas reporting conversion factors (2022) to quantify emissions in tonnes of Carbon Dioxide equivalent (tCO₂e). Total emissions are reported using the financial control boundary criteria.

	FY 2023**	FY2022	FY2021*	FY2020
Total energy consumption (kWh)	393,433	555,643	540,262	609,730
- Scope 1	-	-	-	-
- Scope 2(Electricity)	345,203	499,131	497,780	521,590
- Scope 3(Transport fuel - Grey fleet)***	48,230	56,512	42,482	88,140
Intensity metrics				
- kgCO ₂ e/square foot	36	54	58	71
- kgCO ₂ e/Full Time Equivalent	446	678	719	887

Emissions Source	FY2023**	FY2022	FY2021*	FY2020
Scope 1	Nil	Nil	Nil	Nil
Scope 2 (Electricity) - tCO ₂ e	67	106	116	133
Scope 3 (Own travel)***	233	227	44	571
Total	300	333	160	704

*covid period

**estimated

***Based on assumptions for fuel consumption

Energy efficiency actions taken during the year

- The Bank continued implementation of LED lighting and PIR detection.
- The Bank continues to drive improved energy awareness amongst staff.

- The Bank undertook an Energy Savings Opportunity Scheme (ESOS) assessment. The Energy Savings Opportunity Scheme (ESOS) is a mandatory energy assessment scheme, introduced by the UK government to make sure large enterprises in the UK are energy efficient. Under the scheme, large organisations are required to assess their energy usage every 4 years and to find new ways to save energy. The Bank is in compliance with the requirements under ESOS.

1. Governance

- The mandates of the Board, BRC, Board Credit Committee (BCC) and the MC suitably reflect their responsibility of oversight on the climate change related activities of the Bank. An awareness session for the Non Executive Directors of the Bank on climate change was undertaken to keep them abreast of key climate change developments across the external landscape.

2. Risk Management

- The Bank's risk appetite statements were reviewed by the Board. It was decided that the statements appropriately reflected the Bank's position for FY2023.
- Exposure limits were reviewed and realigned for sectors identified with high potential of climate change related impact.
- In accordance with one of the recommendations under the CFRF guide on Risk Management, the Bank adopted the Notre Dame Global Adaptation Index (ND-Gain Index) score as a parameter for setting country limits. The score is an outcome of an online tool that uses 45 indicators and over 20 years of data to summarise the vulnerability and readiness of 181 nations to the global challenges brought by climate disruption.
- The Bank put in place a Climate Risk Management Framework that showcases how Climate Risk is operationalised within the Bank.
- For corporate borrowers constituting the credit portfolio, a process has been institutionalised to score parameters like sectoral, regulatory, physical, transition, litigation and reputation risks on account of climate change as part of appraisal and asset quality review (AQR) notes. The final weighted scores have been used to categorise the financial impact of climate change on the borrower's business into either 'High', Medium' or 'Low'. The Bank proposes to increase engagement with borrowers assessed as potential 'High' impact, and seek more information on their action plan to transition to net zero. The percentage of Borrowers assessed as 'High' impact and have not disclosed plans to reduce carbon emissions/transition to net zero is approx. 4.5% of the corporate loan and bonds book.
- For the Loans against property (LAP) portfolio, the Bank's policy has a requirement for obtaining copies of Energy Performance Certificates (EPCs), issued by HM Government in accordance with Energy Performance Buildings Regulation, 2012 (as amended), for all properties provided as security to the Bank for such loans. The EPCs provide the energy efficiency ratings (EERs) for each property. The Bank's empanelled valuers are increasingly being required to verify and include relevant details in their valuation report submitted to the Bank. Appropriate information and commentary is being captured in the appraisal and the periodic asset quality review (AQR) notes. The Bank does not lend against properties that are in areas of high flood risk and where previous flooding has been noted even though flood insurance might be available. Approximately 63% of properties financed by the Bank have EPC ratings of 'A' , 'B' or 'C'.

- The Parent bank has subscribed to Crisil Research ESG services, MSCI, EMIS and Acuite covering ESG scores, benchmarks and rationales of companies, both in India and in international geographies. The service provides advanced search and alerts in order to identify companies based on ESG and financial criteria.

3. Scenario analysis

- In June 2021, the BoE launched the Climate Biennial Exploratory Scenario (CBES) exercise. The objective of the exercise was to broadly size the financial exposures of the financial system to climate-related risks, understand the challenges to business models from these risks and finally, to assist in enhancing the management of climate-related financial risks in the financial system in the UK. The BoE had clarified that the exercise would be explanatory and not for capital setting and will be undertaken by the largest UK banks and insurers. The BoE published the final results from the exercise in May 2022. The Bank has perused the results of this exercise at the time of its ICAAP.
- The PRA expects firms to use climate scenarios to understand the impact of the financial risks from climate change on their key financial metrics. The PRA considers the ICAAP for banks to be useful frameworks to consider the financial risks from climate change. The PRA expects approaches to scenario analysis to evolve and mature over time. Considering the size and nature of business, the Bank will evolve its approach over time, in line with regulatory expectations.

4. Disclosure

- Climate change related disclosures are reviewed and suitably enhanced in the Bank's annual report and Pillar 3 disclosures document annually.
- Currently, two links are available on the Bank's website: "Climate Change" tab at the footer on the main page and "Environmental, Social and Governance Initiatives" tab on the "About Us" page. These provide more details on Climate Change related key regulations in the UK and the EU. A link has been provided to access the Parent Bank's latest Environmental, Social and Governance report.

The Bank continues its journey to minimize the impact of climate change and has planned the below activities for FY2024:

Governance	<ul style="list-style-type: none"> • Develop a sustainable financing framework • Ensure specific training on climate change to nominated personnel of the Bank
Risk management	<ul style="list-style-type: none"> • Enhance climate change specific risk appetite measures in the Bank's risk appetite documents • Active engagement with counterparties to enhance understanding of their climate related risks
Scenario analysis	<ul style="list-style-type: none"> • Evaluate impact of climate change related scenarios and stress testing for assessment in the Bank's ICAAP document
Disclosure	<ul style="list-style-type: none"> • Review and enhance Pillar 3 disclosures

Operational Resilience

A key priority for the supervisory authorities in UK is to put in place a stronger regulatory framework to promote the operational resilience of firms and financial market infrastructures. To this end, the supervisory authorities published a joint Discussion Paper on Operational Resilience in 2018 (DP) setting out an approach to operational resilience. Following this, the supervisory authorities published a suite of consultation documents to embed this approach into policy.

The Prudential Regulation Authority (PRA) Policy Statement (PS) contains the PRA's final policy including:

- a new Operational Resilience Parts of the PRA Rulebook;
- amendments to the Group Supervision Part of the PRA Rulebook a new Supervisory Statement (SS) 1/21 'Operational resilience: Impact tolerances for important business services'; and
- a new Statement of Policy (SoP) 'Operational resilience'.

In CP29/19 the PRA set out its proposals for operational resilience policy, building on the principles in the 2018 DP, 'Building the UK financial sector's operational resilience'. The proposals were designed to improve the operational resilience of firms and protect the wider financial sector and UK economy from the impact of operational disruptions. The CP proposed to set requirements and expectations for firms to:

- identify their important business services by considering how disruption to the business services they provide can have an impact on PRA objectives;
- set an impact tolerance for disruption for each important business service; and
- ensure they can continue to deliver their important business services and are able to remain within their impact tolerances during severe but plausible scenarios.

The Operational Resilience Parts and SS1/21 became effective from March 31, 2022. Firms must ensure they can remain within impact tolerances by not later than three years of the policy coming into force, i.e., March 31, 2025.

The Bank set up a Working group on Operational resilience (WG) that comprises representatives from various teams of the Bank under the supervision of the Head of IT and Operations (the SMF24 for the Bank). The WG reports its activities to the Management Committee (MC), which has oversight of the WG's activities, and the Board Risk Committee (BRC). The WG also engaged with external consultant to seek feedback on the best market practices in this area. Pursuant to detailed work done by WG and engagement with external consultant, the Board Risk Committee of the Bank approved operational resilience policy and framework during March 2022. With the adoption of operational resilience policy and framework, the Bank has met the regulatory expectations around identification of important business services and set an impact tolerance for disruption for each important business service. Hence the Bank met the expectations set out for March 2022. The Bank has now commenced work towards enhancing its operational resilience capabilities to ensure that it is able to remain within its impact tolerances during severe but plausible scenarios by March 2025.

Senior Managers Regime

The Bank has fully implemented the requirements of the Senior Managers regime, which came into effect on March 7, 2016. Specifically, the regime requires firms to:

1. Allocate a range of responsibilities to Senior Managers (including Non-Executive Directors) and to regularly vet their fitness and propriety. This will focus accountability on a narrower

number of senior individuals in banks than the previous Approved Persons Regime.

2. Assess the fitness and propriety of certain employees (certification employees) who could pose a risk of significant harm to the bank or any of its customers and issue them with certificates on an annual basis.
3. Apply a new set of conduct rules to a broad range of staff, including the Senior Managers and the certification staff.

The Bank presents regular updates on compliance with the regime to the Board Governance Committee.

Internal Audit


Internal Audit is an integral part of the ongoing monitoring of the Bank's system of internal controls. The Internal Audit Group is an independent function and the Head of Internal Audit reports to the Chairperson of the Board Audit Committee and Head International Audit, ICICI Bank Limited, and also has reporting lines to the Managing Director and Chief Executive Officer. The Bank has put in place a risk based internal audit plan to verify that operating policies and procedures are implemented as intended and are functioning effectively. Internal Audit also evaluates whether the framework including the associated governance processes meets the Bank's needs and regulatory expectations/requirements.

By order of the Board



Loknath Mishra

Managing Director & Chief Executive Officer



Dharam Singla

CFO, CS & Head of Treasury

April 21, 2023
Registered address:
One Thomas More Square
London E1W 1YN

Directors' report

The Directors have pleasure in presenting the 20th annual report of ICICI Bank UK PLC, together with the audited financial statements for the year ended March 31, 2023. The Bank delivers its banking services through its branches in UK and Germany. The Bank's business strategy is included in the Strategic Report.

Financial Results

The financial statements for the reporting year ended March 31, 2023 are shown on pages 38 to 107.

Directors

Mr. Sriram Hariharan	Non Executive Director, Chairperson of the Board
Mr. Rajesh Rai	Non Executive Director
Mr. Robert Huw Morgan	Independent Non Executive Director
Mr. Stephen Krag	Independent Non Executive Director
Ms. Serena Joseph	Independent Non Executive Director
Mr. Loknath Mishra	Managing Director & CEO

Directors' Indemnities

The Parent Bank has taken Directors and Officers (D&O) insurance policy which covers various group companies including the Bank. The D&O insurance covers directors and officers personal losses (including defence costs) caused due to alleged wrongful acts/omissions committed by them in the course of employment, and is renewed on an annual basis.

Company Secretary

The name of the Company Secretary of the Bank is Mr. Dharam Singla, who was appointed as Company Secretary with effect from August 12, 2021.

Going Concern

The Board has assessed the Bank's going concern and confirms that the Directors are satisfied that the Bank has the resources to continue its business for at least 12 months from the date of approval of these financial statements.

In making the assessment, the Directors have considered detailed information relating to present and potential future conditions, including profitability, cash flows and capital resources, and in particular:

- Considered existing and emerging risks which could impact the Bank's current business operations. Reviewed the Bank's plans and actions to identify, manage and control these risks.
- Conducted a strategic review of the business model including the impact of various emerging risks including geopolitical risk triggered by Russia Ukraine conflict, supply chain disruptions, Covid-19 and rising inflation, resulting in increase in interest rates by global central banks on the Bank's portfolio, profitability and business model. The details of the same is provided in the Strategic report. The Bank has framework for stress testing which covers the key risks

faced by the Bank i.e. credit risk, market risk, liquidity risk and operational risk. The Bank conducts annual stress testing as part of ICAAP and ILAAP. For further details, refer note 38.

- Assessed Bank's financial projections and taking account of potential changes in its business model in subsequent years. Reviewed funding profile and assessed Bank's ability to maintain adequate liquidity levels through managing both retail and wholesale funding sources and meet the regulatory liquidity requirements through maintaining liquid assets.
- As at March 31, 2023, the Bank maintained liquidity and capital positions in surplus over the regulatory requirements.

The Directors considered financial resilience of the Bank taking into account the Bank's decision to keep sufficient liquidity. The Bank has been maintaining sufficient liquidity through selective new business volumes, sell down of loans and investments and engaging with counterparties for funding. The Bank keeps in touch with the counterparties for interbank borrowings and other funding sources to test the availability of liquidity in the market. As at March 31, 2023, the Bank maintained liquidity and capital positions in surplus over the regulatory requirements. In consideration of the steps taken, the Directors are satisfied with the operational and financial resilience of the Bank.

With regards to ICICI Bank Limited (the Parent Bank) support, the Directors considered that the parent bank has issued a letter of comfort to the Bank's regulators, the Financial Services Authority (FSA), now the PRA, stating that the parent bank intends to financially support the Bank in ensuring that it meets all of its financial obligations as they fall due. The Directors also considered the last available capital adequacy ratio of the Parent Bank at 18.3% and Tier 1 ratio at 17.6% on standalone basis as at December 31, 2022.

In consideration of the factors mentioned above, the assessment concluded that the Bank will be able to continue in operations and meet its liabilities as they fall due for the foreseeable future. For this reason, they continue to adopt the 'going concern' basis for preparing the accounts.

Share Capital

As at March 31, 2023, the issued and fully paid share capital amounted to USD 220.1 million (INR 18,085 million).

Employees

During the current year the Bank had employed 143 employees (FY2022: 142). The Bank encourages the involvement of all employees in the Bank's overall performance and profitability. The Bank has a pension scheme operating in the UK for all the employees. Generally, all permanent employees have life insurance cover to the extent of four times their annual base salary. The Bank also has a private medical insurance plan, which covers permanent employees and their eligible dependents in UK.

The Bank is committed to employment practices and policies which recognise the diversity of its workforce and ensure equality for employees regardless of sex, race, disability, age, sexual orientation or religious belief. Employees are kept closely involved in major changes affecting them through such measures as team meetings, briefings, internal communications and opinion surveys. The Bank has adopted a Code of Conduct, which sets out the core values and behaviours expected of senior management and other employees. The requirements of the Code are for all employees to act with integrity and maintain the right culture at all times. It also reinforces the Bank's commitment to maintaining high standards in management of our relationship with customers, employees and suppliers.

The Bank recognises its social and statutory duty and follows a policy of providing the same employment opportunities for disabled persons as for others.

The Bank follows a conservative and comprehensive approach towards remuneration. The Bank has adopted and implemented a Remuneration Policy which has been approved by the Board Governance Committee. The Bank ensures that it adheres to the Remuneration Code guidelines published by the PRA and FCA. The Bank's remuneration policy disclosures are made available on the Bank's website: <https://www.icicibank.co.uk/en/personal/basel-disclosures> as part of Pillar 3 disclosures.

Political contributions

The Bank made no political donations or incurred any political expenditure during the year (March 31, 2022: NIL).

Environment, Social and Governance Initiatives

The Bank is committed towards minimising climate change impact. Various initiatives taken by the Bank for climate change is provided in the strategic report.

Dividends

The Board has recommended a final dividend of USD 10 million for FY2023 (FY 2022: USD 10 million) on ordinary shares of the Bank, subject to necessary approval.

Financial instruments

The Bank uses financial instruments to manage certain types of risk, including foreign exchange and interest rate risk. Details of the management of these risks are provided under Risk management section outlined in Note 38.

Post balance sheet events

There have been no material events after the balance sheet date identified up until the date of these financial statements which would require disclosure or adjustments to the March 31, 2023 financial statements.

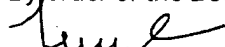
Disclosure of information to the Auditor

The Directors who held office at the date of approval of this Directors' report confirm that, so far as they are each aware, there is no relevant audit information of which the Bank's auditor is unaware; and each Director has taken all the steps that he or she ought to have taken as a Director to make himself or herself aware of any relevant audit information and to establish that the Bank's auditor is aware of that information.

Auditor


BDO LLP was appointed as the auditor of the Bank at its Annual General Meeting on July 19, 2022 for a year.

By order of the Board



Loknath Mishra

Managing Director & Chief Executive Officer



Dharam Singla

CFO, CS & Head of Treasury

April 21, 2023

Registered number: 4663024

Registered address: One Thomas More Square
London E1W 1YN

Statement of Directors' responsibilities in respect of the Strategic Report, Directors' Report and the financial statements

The directors are responsible for preparing the Strategic Report, the Directors' Report and the financial statements in accordance with applicable law and regulations.

Company law requires the directors to prepare financial statements for each financial year. Under that law they have elected to prepare the financial statements in accordance with UK accounting standards and applicable law (UK Generally Accepted Accounting Practice), including FRS 102 *The Financial Reporting Standard applicable in the UK and Republic of Ireland*.

Under company law the directors must not approve the financial statements unless they are satisfied that they give a true and fair view of the state of affairs of the company and of the profit or loss of the company for that period. In preparing these financial statements, the directors are required to:

- select suitable accounting policies and then apply them consistently;
- make judgements and estimates that are reasonable and prudent;
- state whether applicable UK accounting standards have been followed, subject to any material departures disclosed and explained in the financial statements;
- assess the company's ability to continue as a going concern, disclosing, as applicable, matters related to going concern; and
- use the going concern basis of accounting unless they either intend to liquidate the company or to cease operations, or have no realistic alternative but to do so.

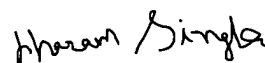
The directors are responsible for keeping adequate accounting records that are sufficient to show and explain the company's transactions and disclose with reasonable accuracy at any time the financial position of the company and enable them to ensure that the financial statements comply with the Companies Act 2006. They are responsible for such internal control as they determine is necessary to enable the preparation of financial statements that are free from material misstatement, whether due to fraud or error, and have general responsibility for taking such steps as are reasonably open to them to safeguard the assets of the company and to prevent and detect fraud and other irregularities.

The directors are responsible for the maintenance and integrity of the corporate and financial information included on the company's website. Legislation in the UK governing the preparation and dissemination of financial statements may differ from legislation in other jurisdictions.

By order of the Board



Loknath Mishra
Managing Director & Chief Executive Officer



Dharam Singla
CFO, CS & Head of Treasury

April 21, 2023
Registered number: 4663024
Registered address:
One Thomas More Square
London E1W 1YN

Independent auditor's report to the members of ICICI Bank UK PLC

Opinion on the financial statements

In our opinion the financial statements:

- give a true and fair view of the state of the Bank's affairs as at 31 March 2023 and of the Bank's profit for the year then ended;
- have been properly prepared in accordance with United Kingdom Generally Accepted Accounting Practice; and
- the financial statements have been prepared in accordance with the requirements of the Companies Act 2006.

We have audited the financial statements of ICICI Bank UK PLC (the "Bank" or "the Company") for the year ended 31 March 2023 which comprise the Profit and loss account, the Statement of other comprehensive income, the Balance Sheet, and the Statement of Changes in equity and notes to the financial statements, including a summary of significant accounting policies. The financial reporting framework that has been applied in their preparation is applicable law and United Kingdom Accounting Standards, including Financial Reporting Standard 102 The Financial Reporting Standard applicable in the UK and Republic of Ireland (United Kingdom Generally Accepted Accounting Practice).

Basis for opinion

We conducted our audit in accordance with International Standards on Auditing (UK) (ISAs (UK)) and applicable law. Our responsibilities under those standards are further described in the Auditor's responsibilities for the audit of the financial statements section of our report. We believe that the audit evidence we have obtained is sufficient and appropriate to provide a basis for our opinion. Our audit opinion is consistent with the additional report to the audit committee.

Independence

We remain independent of the Bank in accordance with the ethical requirements that are relevant to our audit of the financial statements in the UK, including the FRC's Ethical Standard as applied to public interest entities, and we have fulfilled our other ethical responsibilities in accordance with these requirements. The non-audit services prohibited by that standard were not provided to the Bank.

Conclusions relating to going concern

In auditing the financial statements, we have concluded that the Directors' use of the going concern basis of accounting in the preparation of the financial statements is appropriate. Our evaluation of the Directors' assessment of the Bank's ability to continue to adopt the going concern basis of accounting included:

- Reviewing the Bank's regulatory correspondence, and discussion with the Prudential Regulation Authority (PRA), to understand their views of the Bank and ascertain whether there were any other matters that may impact the Bank's ability to continue as a going concern.
- Reviewing the Internal Capital Adequacy Assessment Process (ICAAP), Internal liquidity adequacy assessment process (ILAAP) and regulatory capital and liquidity requirements;
- Stress-testing the forecasts, considering the ongoing and expected impact of inflationary and interest rate pressures, and predicted outcomes within the forecasts, including assessing their reasonableness against the historic performance and our understanding of the business. We also considered the Directors' ability to forecast accurately, comparing historic forecasts to actual results.
- Checking the arithmetical accuracy of the going concern calculations.

- Assessing how the Directors have factored in key external factors expected to impact the Bank such as the ongoing impact of continued inflationary pressures and the consequential impact of higher interest rates and increased costs on the business, and checking these had been appropriately considered as part of the Directors' going concern assessment; and
- Reviewing the adequacy of the disclosures within the financial statements in relation to going concern in accordance with the requirements of the accounting standards.

Based on the work we have performed, we have not identified any material uncertainties relating to events or conditions that, individually or collectively, may cast significant doubt on the Bank's ability to continue as a going concern for a period of at least twelve months from when the financial statements are authorised for issue.

Our responsibilities and the responsibilities of the Directors with respect to going concern are described in the relevant sections of this report.

Overview

	2023	2022
Key audit matters	Revenue recognition Impairment allowance on loans and advances	✓ ✓
Materiality	\$790,000 (2022: \$521,000) based on 5% of Profit Before Tax (2022: 5% of Profit before tax)	

An overview of the scope of our audit

Our audit was scoped by obtaining an understanding of the Bank and its environment, including the Bank's system of internal control, and assessing the risks of material misstatement in the financial statements. We also addressed the risk of management override of internal controls, including assessing whether there was evidence of bias by the Directors that may have represented a risk of material misstatement.

The Bank obtains operational and infrastructure support from its parent, ICICI Bank Limited in India. Within our scoping process we identified audit work to be performed over selected processes and controls performed by the Bank's parent.

We issued instructions to the auditors of parent bank. These instructions included the required nature, timing and extent of procedures to be performed, materiality levels to be used, compliance with the UK ethical standard, UK auditing standards and independence regulations. Our engagement with the parent auditor included regular meetings to discuss the audit approach and any issues arising in their work, reviews of the formal reporting documents and selected working papers, ensuring that the work performed was adequate for the purpose of our audit.

Key audit matters

Key audit matters are those matters that, in our professional judgement, were of most significance in our audit of the financial statements of the current period and include the most significant assessed risks of material misstatement (whether or not due to fraud) that we identified, including those which had the greatest effect on: the overall audit strategy, the allocation of resources in the audit, and directing the efforts of the engagement team. These matters were addressed in the context of our audit of the financial statements as a whole, and in forming our opinion thereon, and we do not provide a separate opinion on these matters.

Key audit matter		How the scope of our audit addressed the key audit matter
Revenue recognition See accounting policies in Note 3 to the financial statements.	<p>The Bank's interest income on loan book is recognised using an effective interest rate ("EIR") method in accordance with the requirements of the applicable accounting standards.</p> <p>We identified that the potential for fraud risk is present at the Bank, particularly around the following:</p> <ul style="list-style-type: none"> • input of loan details into the system (such as principal amount, interest rate and tenure), which impact the interest income calculations; • the recognition of the appropriate fee and commission included in the EIR calculation due to their significance in value; and • manual journals posted in the General Ledger. <p>Revenue recognition is therefore considered to be a significant risk area and a key audit matter.</p>	<p>We tested the design, implementation and operating effectiveness of key controls relating to completeness, existence and accuracy of the revenue recognition.</p> <p>We placed reliance on automated controls as well as mitigating manual controls over the completeness and accuracy of data feeding into the EIR model. This included the calculation and recognition of interest income and interest rate changes.</p> <p>We assessed whether the revenue recognition policies adopted by the Bank were in accordance with the requirements of the accounting framework. This included an assessment of the types of fees and costs being spread within the effective interest rate models versus the requirements of the applicable financial reporting standards (FRS 102).</p> <p>We tested the completeness and accuracy of data and key model inputs feeding into the EIR Model, including the appropriate fee and commissions. Additionally, we have agreed samples back to the source documents such as loan contractual agreements.</p> <p>We engaged our Data Analytics Experts (DAT) to assist in recalculating the automated interest income recognised in the period prior to the EIR adjustment being applied. Variances noted by the DAT team were further investigated by the audit team and resolved.</p> <p>We confirmed that the relevant interest income and effective interest rate disclosures made by management were appropriate and in line with accounting standards and agreed the disclosures to supporting evidence.</p>

		<p>We sample tested manual journal entries made to Revenue based on risk criteria. This sample has been assessed with regards to the underlying appropriate accounting treatment and supporting evidence.</p> <p>Key observations: Based on the outcome of the procedures performed above, we have deemed managements recognition and measurement of Revenue to be appropriate. This includes key assumptions and judgements applied by management such as those related to EIR.</p> <p>The disclosure of Revenue related items within the financial statements is in line with the requirements of the accounting standards.</p>
<p>Impairment losses on loans and advances See Note 3 and Note 4 (significant judgements and estimates) The Bank holds \$44.9M of impairment provisions at year-end (2022: \$40.7M).</p>	<p>The Bank accounts for the impairment of loans and advances to customers using an incurred loss model. In accordance with the requirements of the applicable accounting standards, management has calculated two types of provisions.</p> <p>(i) A specific provision is calculated for loans where there is an observable loss event.</p> <p>(ii) A collective provision is recognised for loans which are impaired as at the year end date and, whilst not specifically identified as such, are known from experience to be present in any portfolio of loans.</p> <p>Estimating an appropriate loan loss provision requires significant management judgement in determining the value and timing of future cash flows. In particular, the assumptions related to the cash flows expected to be</p>	<p>We tested the operating effectiveness of the controls in place around the loan loss provisions models.</p> <p>We assessed the specific and collective provision methodology against the requirements of IAS 39 – Financial Instruments: Recognition and Measurement.</p> <p>Our testing on specific provisions included:</p> <ul style="list-style-type: none"> • We challenged management assumptions such as hair cut and the discount rate applied to the collateral valuations based on industry information available and with the use of BDO valuations experts, who have assessed key assumptions considered and reasonableness of the valuation reports. • We tested the controls around the approval of loans to be added or removed from the impaired or asset under watch list. We also performed file review of a sample of loans in the good book. • With our IT audit team's assistance, we understood and tested the data and reports such as the irregularity report and arrears report that feed into the Bank's assessment. • We performed a detailed analysis of the loan book and the processes for identifying underperforming loans.

	<p>received from the sale of security following repossession have the most significant impact on the calculation of the provision and this has therefore been identified as a significant risk and key audit matter, together with the relevant disclosures required.</p>	<p>We tested the reasonableness and the accuracy of the loan provision by performing sensitivity analysis on key inputs in the model.</p> <ul style="list-style-type: none"> • We reviewed the Bank's assessment of the impaired and asset under watch facilities and reviewed the Bank's calculations in arriving at the specific provision. We also performed sensitivity analysis over key variables. • We reviewed the minutes of Executive Credit and Risk Committee meetings where performance of facilities are discussed and highlighted to check that no facility has been omitted from management's assessment. <p>For the collective provision,</p> <ul style="list-style-type: none"> • We tested the appropriateness of the key assumptions within this model such as Parent Bank and S&P Probability of Default (PDs) data, and Loss Given Default (LGDs) bucketing and calculations by agreeing to source data on a sample basis. Additionally, we performed sensitivity analysis on these key inputs, where the data used are not directly observable. • We tested the completeness and accuracy of the data that feed into the model by checking the reports used in the models to supporting documentation. We also agreed a sample of loan data from the model to the underlying loan contracts. • We challenged management on the adequacy of segmentation of the portfolio by assessing the impact of segmenting the portfolio in a variety of ways.. <p>We assessed the adequacy and appropriateness of disclosures for compliance with the applicable accounting standards.</p> <p>Key observations:</p> <p>Based on the work undertaken we consider that the key assumptions and judgements made in calculating the provision for loans and advances to customers are reasonable and the related</p>
--	---	---

		disclosures are appropriate.
--	--	------------------------------

Our application of materiality

We apply the concept of materiality both in planning and performing our audit, and in evaluating the effect of misstatements. We consider materiality to be the magnitude by which misstatements, including omissions, could influence the economic decisions of reasonable users that are taken on the basis of the financial statements.

In order to reduce to an appropriately low level the probability that any misstatements exceed materiality, we use a lower materiality level, performance materiality, to determine the extent of testing needed. Importantly, misstatements below these levels will not necessarily be evaluated as immaterial as we also take account of the nature of identified misstatements, and the particular circumstances of their occurrence, when evaluating their effect on the financial statements as a whole.

Based on our professional judgement, we determined materiality for the financial statements as a whole and performance materiality as follows:

	2023	2022
Materiality	\$790,000	\$521,000
Basis for determining materiality	5% of Profit before Tax	5% of Profit before Tax
Rationale for the benchmark applied	Selected as our benchmark as the entity focuses on profitability, seen as the main interest of investors.	Selected as our benchmark as the entity focuses on profitability, seen as the main interest of investors.
Performance materiality	\$513,000	\$338,000
Basis for determining performance materiality	65% of materiality determined on the basis of our risk assessment together with our assessment of the overall control environment.	65% of materiality, was been selected to reflect our first year as auditors and overall assessment of auditing the Bank.

Reporting threshold

We agreed with the Audit Committee that we would report to them all individual audit differences in excess of \$39,000. We also agreed to report differences below this threshold that, in our view, warranted reporting on qualitative grounds.

Other information

The directors are responsible for the other information. The other information comprises the information included in the Strategic report, Directors' report and Financial Statements other than the financial statements and our auditor's report thereon. Our opinion on the financial statements does not cover the other information and, except to the extent otherwise explicitly stated in our report, we do not express any form of assurance conclusion thereon. Our responsibility is to read the other information and, in doing so, consider whether the other information is materially inconsistent with the financial statements or our knowledge obtained in the course of the audit, or otherwise appears to be materially misstated. If we identify such material inconsistencies or apparent material misstatements, we are required to determine whether this gives rise to a material misstatement in the financial statements themselves. If, based on the work we have performed, we conclude that there is a material misstatement of this other information, we are required to report that fact.

We have nothing to report in this regard.

Other Companies Act 2006 reporting

Based on the responsibilities described below and our work performed during the course of the audit, we are required by the Companies Act 2006 and ISAs (UK) to report on certain opinions and matters as described below.

Strategic report and Directors' report	<p>In our opinion, based on the work undertaken in the course of the audit:</p> <ul style="list-style-type: none"> the information given in the Strategic report and the Directors' report for the financial year for which the financial statements are prepared is consistent with the financial statements; and the Strategic report and the Directors' report have been prepared in accordance with applicable legal requirements. <p>In the light of the knowledge and understanding of the Bank and its environment obtained in the course of the audit, we have not identified material misstatements in the strategic report or the Directors' report.</p>
Matters on which we are required to report by exception	<p>We have nothing to report in respect of the following matters in relation to which the Companies Act 2006 requires us to report to you if, in our opinion:</p> <ul style="list-style-type: none"> adequate accounting records have not been kept, or returns adequate for our audit have not been received from branches not visited by us; or the financial statements are not in agreement with the accounting records and returns; or certain disclosures of Directors' remuneration specified by law are not made; or we have not received all the information and explanations we require for our audit.

Opinion on other matter prescribed by the Capital Requirements (Country-by-Country Reporting) Regulations 2013

In our opinion the information given in note 37 for the financial year ended 31 March 2023 has been properly prepared, in all material respects, in accordance with the Capital Requirements (Country-by-Country Reporting) Regulations 2013.

Responsibilities of Directors

As explained more fully in Statement of Directors' responsibilities, the Directors are responsible for the preparation of the financial statements and for being satisfied that they give a true and fair view, and for such internal control as the Directors determine is necessary to enable the preparation of financial statements that are free from material misstatement, whether due to fraud or error.

In preparing the financial statements, the Directors are responsible for assessing the Bank's ability to continue as a going concern, disclosing, as applicable, matters related to going concern and using the going concern basis of accounting unless the Directors either intend to liquidate the Bank or to cease operations, or have no realistic alternative but to do so.

Auditor's responsibilities for the audit of the financial statements

Our objectives are to obtain reasonable assurance about whether the financial statements as a whole are free from material misstatement, whether due to fraud or error, and to issue an auditor's report that includes our opinion. Reasonable assurance is a high level of assurance, but is not a guarantee that an audit conducted in accordance with ISAs (UK) will always detect a material misstatement when it exists. Misstatements can arise from fraud or error and are considered material if, individually or in the aggregate, they could reasonably be expected to influence the economic decisions of users taken on the basis of these financial statements.

Extent to which the audit was capable of detecting irregularities, including fraud

Irregularities, including fraud, are instances of non-compliance with laws and regulations. We design procedures in line with our responsibilities, outlined above, to detect material misstatements in respect of irregularities, including fraud. The extent to which our procedures are capable of detecting irregularities, including fraud is detailed below:

Identifying and responding to risks of material misstatement due to non-compliance with laws and regulations

We focused on laws and regulations that could give rise to a material misstatement in the company financial statements. We gained an understanding of the legal and regulatory framework applicable to the Bank and the industry in which it operates and considered the risk of acts by the Bank which would be contrary to applicable laws and regulations, including fraud. These included but were not limited to compliance with the Companies Act 2006, Prudential Regulation Authority ("PRA") and Financial Conduct Authority ("FCA") regulations, pension legislation and tax legislation.

Our tests included:

- reviewing the financial statement disclosures and testing supporting documentation to assess compliance with relevant laws and regulations discussed above;
- enquiring of management, internal audit and the audit committee about compliance with relevant laws and regulations;
- reading minutes of meetings of those charged with governance, reviewing internal audit reports and correspondence with the Financial Conduct Authority and the Prudential Regulation Authority for indication of any non-compliance; and
- considering the effectiveness of the control environment in monitoring compliance with laws and regulations.

Identifying and responding to risks of material misstatement due to fraud

We assessed the susceptibility of the financial statements to material misstatement, including fraud and considered the fraud risk areas to be in relation to accounting estimates such as the revenue recognition and loan loss provisioning (see Key Audit Matters section above) and management override of controls.

Our tests included:

- performing analytical procedures to identify any unusual or unexpected relationships that may indicate risks of material misstatement due to fraud;
- in addressing the risk of fraud through management override of controls, testing the appropriateness of journal entries and other adjustments, and agreeing to the supporting documentation;
- assessing whether the judgements made in making accounting estimates were indicative of a potential bias such as EIR and loan provisioning as set out in the Key Audit Matters section; and
- evaluating the business rationale of any significant transactions that are unusual or outside the normal course of business.


We also communicated relevant identified laws and regulations and potential fraud risks to all engagement team members who were all deemed to have appropriate competence and capabilities, and remained alert to any indications of fraud or non-compliance with laws and regulations throughout the audit.

Our audit procedures were designed to respond to risks of material misstatement in the financial statements, recognising that the risk of not detecting a material misstatement due to fraud is higher than the risk of not detecting one resulting from error, as fraud may involve deliberate concealment by, for example, forgery, misrepresentations or through collusion. There are inherent limitations in the audit procedures performed and the further removed non-compliance with laws and regulations is from the events and transactions reflected in the financial statements, the less likely we are to become aware of it.

A further description of our responsibilities is available on the Financial Reporting Council's website at: www.frc.org.uk/auditorsresponsibilities. This description forms part of our auditor's report.

Use of our report

This report is made solely to the Company's members, as a body, in accordance with Chapter 3 of Part 16 of the Companies Act 2006. Our audit work has been undertaken so that we might state to the Company's members those matters we are required to state to them in an auditor's report and for no other purpose. To the fullest extent permitted by law, we do not accept or assume responsibility to anyone other than the Company and the Company's members as a body, for our audit work, for this report, or for the opinions we have formed.

DocuSigned by:


A26B5174278F419
Daniel Taylor (Senior Statutory Auditor)
For and on behalf of BDO LLP, Statutory Auditor
London, UK
21 April 2023

BDO LLP is a limited liability partnership registered in England and Wales (with registered number OC305127).

Profit and loss account for the year ended March 31, 2023

		Convenience translation (Refer to Note 2 (b))			
	Note	Year ended March 31, 2023	Year ended March 31, 2022	Year ended March 31, 2023	Year ended March 31, 2022
		USD 000s	USD 000s	INR million	INR million
Interest income and similar income	5	76,554	54,766	6290	4,500
Interest expense	6	(23,910)	(14,268)	(1,965)	(1,172)
Net interest income		52,644	40,498	4,325	3,328
Fees and commissions receivable		6785	7,352	558	604
a) Foreign exchange revaluation gains		6343	5,786	521	475
b) Income on financial instruments at fair value through profit and loss	7	1095	461	90	38
c) (Loss)/Profit on sale of financial assets		(7,094)	66	(583)	5
Other operating income		279	294	23	24
Total revenue		60,052	54,457	4,934	4,474
Administrative expenses	8, 9	(37,348)	(38,960)	(3,069)	(3,201)
Depreciation	22	(956)	(1,229)	(79)	(101)
Impairment on investment securities		(79)	(20)	(6)	(2)
Impairment on loans and advances	20	(5,867)	(2,906)	(482)	(239)
Profit on ordinary activities before tax		15,802	11,342	1,298	931
Tax on profit on ordinary activities	11	(2,792)	(441)	(229)	(36)
Profit on ordinary activities after tax		13,010	10,901	1,069	895

The dividends paid during the year (not included above) are detailed below

	Year ended March 31,2023 USD 000s	Year ended March 31,2022 USD 000s	Year ended March 31,2023 INR million	Year ended March 31,2022 INR million
Ordinary shares Dividend	(10,000)	-	(822)	-

Dividend proposed for FY2022 is approved and paid during the current financial year FY23. The result for the year is derived entirely from continuing activities. The notes on Pages 43 to 107 form part of these financial statements.

Statement of other comprehensive Income for the year ended March 31, 2023

**Convenience translation
(Refer to Note 2 (b))**

	March 31,2023 USD 000s	March 31,2022 USD 000s	March 31,2023 INR million	March 31,2022 INR million
Profit on ordinary activities after tax	13,010	10,901	1,069	895
Other Comprehensive Income				
Movement in available for sale reserve				
Movement in fair value of available for sale debt securities during the year	(764)	(2,087)	(62)	(170)
Taxation relating to movement of available for sale debt securities	211	231	17	19
Net movement in other comprehensive income	(553)	(1,856)	(45)	(151)
Other comprehensive (loss) for the period, net of tax	(553)	(1,856)	(45)	(151)
Total comprehensive income for the year	12,457	9,045	1,024	744

The notes on Pages 43 to 107 form part of these financial statements

Balance sheet at March 31, 2023

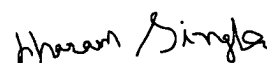
		Convenience translation (Refer to Note 2 (b))			
	Note	March 31, 2023 USD 000s	March 31, 2022 restated* USD 000s	March 31, 2023 INR million	March 31, 2022 restated* INR million
Assets					
Cash and cash equivalents	16	352,907	336,706	28,998	27,667
Investment in Government Securities	21	206,357	153,758	16,956	12,634
Loans and advances to banks	17	190,371	141,460	15,643	11,624
Loans and advances to customers	18	899,505	1,186,105	73,912	97,462
Investment Securities other than Government securities	21	431,819	372,346	35,483	30,596
Derivative Financial instruments	40	48,189	20,096	3,960	1,651
Tangible & intangible fixed assets	22	2,348	2,690	193	221
Other assets	23	9,221	27,383	758	2,250
Prepayments and accrued income		1,343	1,429	110	118
Total assets		2,142,060	2,241,973	176,013	184,223
Liabilities					
Deposits by banks	24	32,456	28,872	2,667	2,372
Customer accounts	25	1,617,438	1,544,930	132,905	126,947
Bonds and medium term notes	26	25,122	146,627	2,064	12,048
Derivative Financial instruments	40	28,483	18,208	2,340	1,496
Other liabilities	28	37,868	15,547	3,112	1,277
Accruals and deferred income		9,734	10,246	800	844
Subordinated debt	27	72,616	72,997	5,967	5,998
Repurchase Agreements	29	-	88,674	-	7,286
Total Liabilities		1,823,717	1,926,101	149,855	158,268
Shareholders' funds:					
Issued share capital	30	220,095	220,095	18,085	18,085
Capital contribution		12,208	12,194	1,003	1,002
Retained earnings		86,086	83,076	7,074	6,826
Available for sale reserve		(46)	507	(4)	42
Total Equity		318,343	315,872	26,158	25,955
Total Equity and Liabilities		2,142,060	2,241,973	176,013	184,223

*refer note no 44 for further details of restatements.

The notes on Pages 43 to 107 form part of these financial statements. These financial statements were approved by the Board of Directors on April 21, 2023 and were signed on its behalf by:



Loknath Mishra
Managing Director
& Chief Executive Officer
ICICI Bank UK PLC
Registered number 4663024



Dharam Singla
CFO, CS & Head of Treasury

Statement of change in equity for the year ended March 31, 2023

	Issued Share Capital	Retained earnings	Other Comprehensive Income	Capital Contribution	Total
	USD 000s	USD 000s	USD 000s	USD 000s	USD 000s
As at April 1, 2021	420,095	72,175	2,363	12,108	506,741
Capital Contribution (Share based payments)	-	-	-	86	86
Profit on ordinary activities after tax	-	10,901		-	10,901
Movement in the valuation of available for sale debt securities (net-off deferred tax)	-	-	(1,856)	-	(1,856)
Capital repatriated	(200,000)	-	-	-	(200,000)
As at April 1, 2022	220,095	83,076	507	12,194	315,872
Capital Contribution (Share based payments)	-	-	-	14	14
Profit on ordinary activities after tax	-	13,010		-	13,010
Movement in the valuation of available for sale debt securities (net-off deferred tax)	-	-	(553)	-	(553)
Dividends paid	-	(10,000)	-	-	(10,000)
Closing shareholders' funds as at March 31, 2023	220,095	86,086	(46)	12,208	318,343

*Other comprehensive Income only includes MTM on AFS securities, which represent available for sale reserve.

The notes on Pages 43 to 107 form part of these financial statements.

**Convenience translation
(Refer to Note 2 (b))**

	Issued Share Capital	Retained earnings	Other Comprehensive Income	Capital Contribution	Total
	INR million	INR million	INR million	INR million	INR million
As at April 1, 2021	34,519	5,930	194	995	41,638
Capital Contribution (Share based payments)	-	-	-	8	8
Profit on ordinary activities after tax and Other Comprehensive income	-	896	-	-	896
Profit on ordinary activities after tax	-	-	(152)	-	(152)
Capital repatriated	(16,434)	-	-	-	(16,434)
As at April 1, 2022	18,085	6,826	42	1,003	25,956
Capital Contribution (Share based payments)	-	-	-	0	0
Other Comprehensive income	-	1,070	-	-	1,070
Profit on ordinary activities after tax	-	-	(46)	-	(46)
Dividends paid	-	(822)	-	-	(822)
Closing shareholders' funds as at March 31, 2023	18,085	7,074	(4)	1,003	26,158

*Other comprehensive Income only includes MTM on AFS securities , which represent available for sale reserve.

The notes on Pages 43 to 107 form part of these financial statements.

Notes

(Forming part of the financial statements)

1 Reporting entity

ICICI Bank UK PLC ("ICICI Bank" or "the Bank"), is a Company incorporated in the United Kingdom. The Bank's registered address is One Thomas More Square, London E1W 1YN. The Bank is primarily involved in providing a wide range of banking and financial services including retail banking, corporate and commercial banking, trade finance and treasury services.

2 Basis of preparation

The Bank has prepared its annual accounts in accordance with Financial Reporting Standard 102 (FRS 102), the Financial Reporting Standard applicable in the UK and Republic of Ireland ('FRS 102') as issued in September 2015 with reduced disclosures, the Companies Act 2006 and the provisions of Schedule 2 of the Large and Medium-sized Companies and Group (Accounts and Reports) Regulations 2008. The Bank has also chosen to apply the recognition and measurement provision of IAS 39 Financial Instruments: Recognition and Measurement (as adopted for use in the EU), in accordance with FRS 102.

In these financial statements, the Bank is considered to be a qualifying entity and has applied the exemptions available under FRS 102 in respect of the following disclosures:

- Cash Flow Statement and related notes;
- Key Management Personnel compensation;
- Certain disclosures required by FRS 102.26 Share based payments; and
- Related party disclosures contained in section 33 of FRS 102.

The financial statements have been prepared under the historical cost convention in accordance with the special provisions of Part XV of the Companies Act 2006 relating to banking companies and applicable accounting standards except for derivative financial instruments, financial instruments at fair value through profit or loss and available for sale financial assets which are valued at fair value.

The preparation of the financial statements requires management to make judgements, estimates and assumptions that affect the amounts reported for assets and liabilities as at the balance sheet date and the amounts reported for revenues and expenses during the year. However, the nature of estimation means that actual outcomes could differ from those estimates. The significant judgements and estimates have been stated in note 4.

The parent company, ICICI Bank Limited accounts can be obtained from the parent company website (www.icicibank.com).

(a) Statement of Compliance

The financial statements of the Bank have been prepared in accordance with Financial Reporting Standard 102 the Financial Reporting Standard applicable in the UK and Republic of Ireland ("FRS 102").

(b) Functional and presentation currency and convenience translation

The financial statements are prepared and presented in US Dollars, which is the functional currency of the Bank, as it represents the currency of the primary economic environment in which the Bank operates. US Dollars is one of the currencies in which significant proportion of the Bank's assets and revenues are transacted.. All amounts in the financial statements have been rounded to the nearest \$1,000. The financials are also presented in Indian Rupee (INR) currency for convenience using the year end exchange rate. These numbers are proforma only and should not be regarded as being audited or in compliance with FRS102.

(c) Cash flow exemptions

Under section 1 of FRS 102, the Bank is exempted from the requirement to prepare a cash flow statement on the grounds that a parent undertaking includes the Bank in its own published consolidated financial statements. (Refer Note 43).

(d) Related party transactions

As the Bank is a wholly owned subsidiary of ICICI Bank Limited, the Bank has taken advantage of the exemption contained in section 33 of FRS 102 and has therefore not disclosed transactions or balances with wholly owned subsidiaries which form part of ICICI Bank Limited any transactions with key management personnel of the entity or its parent. (Refer Note 43).

The company discloses transactions with related parties which are not wholly owned of the same group.

(e) Going concern

The Board has assessed the Bank's going concern and confirms that the Directors are satisfied that the Bank has the resources to continue its business for at least 12 months from the date of approval of these financial statements.

In making the assessment, the Directors have considered detailed information relating to present and potential future conditions, including profitability, cash flows and capital resources, and in particular:

- Considered existing and emerging risks which could impact the Bank's current business operations. Reviewed the Bank's plans and actions to identify, manage and control these risks.
- Conducted a strategic review of the business model including the impact of various emerging risks including geopolitical risk triggered by Russia Ukraine conflict, supply chain disruptions, Covid-19 and rising inflation, resulting in increase in interest rates by global central banks on the Bank's portfolio, profitability and business model. The details of the same is provided in the Strategic report. For details of impact of rising interest rate scenarios on financials, refer note 38.
- Assessed Bank's financial projections and taking account of potential changes in its business model in subsequent years. Reviewed funding profile and assessed Bank's ability to maintain adequate liquidity levels through managing both retail and wholesale funding sources and meet the regulatory liquidity requirements through maintaining liquid assets.
- As at March 31, 2023, the Bank maintained liquidity and capital positions in surplus over the regulatory requirements.

The Directors considered financial resilience of the Bank taking into account the Bank's decision to keep sufficient liquidity. The Bank has been maintaining sufficient liquidity through selective new business volumes, sell down of loans and investments and engaging with counterparties for funding. The Bank keeps in touch with the counterparties for interbank borrowings and other funding sources to test the availability of liquidity in the market. As at March 31, 2023, the Bank maintained liquidity and capital positions in surplus over the regulatory requirements. In consideration of the steps taken, the Directors are satisfied with the operational and financial resilience of the Bank.

With regards to ICICI Bank Limited (the Parent Bank) support, the Directors considered that the parent bank has issued a letter of comfort to the Bank's regulators, the Financial Services Authority (FSA), now the PRA, stating that the parent bank intends to financially support the Bank in ensuring that it meets all of its financial obligations as they fall due. The Directors also considered the last available capital adequacy ratio of the Parent Bank at 18.3% and Tier 1 ratio at 17.6% on standalone basis as at December 31, 2022.

In consideration of the factors mentioned above, the assessment concluded that the Bank will be able to continue in operations and meet its liabilities as they fall due for the foreseeable future. For this reason, they continue to adopt the 'going concern' basis for preparing the accounts.

The Bank's risk management policies and procedures are outlined in Note 38.

3 Significant accounting policies

The following accounting policies have been applied consistently in dealing with items which are considered material in relation to the financial statements.

(a) Interest income and expense

Interest income and expense are recognised in the profit and loss account using the effective interest rate method. The effective interest rate is the rate that exactly discounts the estimated future cash payments and receipts through the expected life of the financial asset or liability (or where appropriate, a shorter period) to the carrying amount of the financial asset or liability. When calculating the effective interest rate, the Bank estimates the future cash flows considering all contractual terms of the financial instruments but not the credit losses. The effective interest rate is established on initial recognition (or upon reclassification) of the financial asset and liability and is not revised subsequently for fixed rate financial assets/liabilities. For floating rate financial assets and floating rate financial liabilities, periodic re-estimation of cash flows to reflect movements in market rates of interest alters the effective interest rate.

(b) Fees and commissions income and expense

Fees and commission are recognised in the profit and loss account when the service has been rendered, except when those fees are an adjustment to the yield on the related asset, in which case they are amortised over the expected maturity of the asset using the effective interest rate method. Fees and commissions which are directly attributable to the issuance of borrowings are expensed to the profit and loss account over the life of the borrowing using the effective interest rate method and are included in interest expense.

(c) Foreign currencies

Monetary assets and liabilities denominated in foreign currencies are translated into US Dollars at the exchange rates as at the balance sheet date and the gains or losses on translation are included in the profit and loss account. Income and expenses denominated in foreign currencies are converted into US Dollars at the rate of exchange as at the date of the transaction. The Germany branch is treated as an extension of the UK bank's activities and accordingly the translation approach is in compliance with FRS 102.30.5.

Non-monetary items measured at historical cost are translated using the exchange rate at the date of the transaction and non-monetary items measured at fair value are measured using the exchange rate when fair value was determined. Foreign exchange gains and losses resulting from the settlement of transactions and from the translation at period-end exchange rates of monetary assets and liabilities denominated in foreign currencies are recognised in the profit and loss account.

(d) Financial assets and financial liabilities

The Bank initially recognises loans and advances, deposits, debt securities issued and subordinated liabilities on the date of origination at fair value.

The Bank classifies its financial assets in the following categories: financial instruments at fair value through profit and loss; loans and receivables; available for sale financial assets and held to maturity investments. Management determines the classification of financial assets at initial recognition. The Bank derecognises financial assets if all the risks and rewards of ownership of the financial asset are substantially transferred and the bank recognises assets or liabilities for any rights and obligations created or retained in the transfer. On derecognition of a financial asset in its entirety, the difference between (a) the carrying amount and (b) the sum of (i) the consideration received (including any new asset obtained less any new liability assumed) and (ii) any cumulative gain or loss that had been recognised in other comprehensive income is recognised in profit or loss. If the Bank retains substantially all the risks and rewards of ownership of the financial asset, the Bank continues to recognise the financial asset.

Financial assets are recognised at trade date, being the date on which the Bank commits to purchase or sell the instruments.

Financial liabilities (other than derivatives) are measured at amortised cost and are recognised at value date (or settlement date). They are de-recognised when liabilities are extinguished.

(e) Investment securities

Investment securities are initially measured at fair value plus incremental direct transaction costs except when the investments are classified at fair value through profit and loss as described in Note 3(g). The investments are subsequently accounted for, depending on their classification, as either held to maturity, loans and receivable, fair value through profit or loss, or available for sale.

(f) Loans and receivables

Loans and receivables, which include loans and advances, finance lease receivables and other receivables, are non-derivative financial assets with fixed or determinable payments that are not quoted in an active market and which are not classified as held to maturity, held for trading and not designated at fair value through profit and loss or available for sale.

A lease is classified as a finance lease if it transfers substantially all the risks and rewards incidental to ownership.

Loans and receivables are initially recognised at fair value including direct and incremental transaction costs. They are subsequently valued at amortised cost using the effective interest rate method. Loans and receivables are stated at amortised cost after deduction of amounts which are required as impairment provisions. When applying the effective interest method, the bank will amortise any fees, points paid or received, transaction costs and other premiums or discounts included in the calculation of the effective interest rate over the expected life of the instrument. However, a shorter period is used if this is the period to which the fees, points paid or received, transaction costs, premiums or discounts relate.

When the Bank purchases a financial asset and simultaneously enters into an agreement to resell the asset (or a substantially similar asset) at a fixed price on a future date (reverse repurchase), the arrangement is accounted for as a loan or advance, and the underlying asset is not recognised in the financial statements.

Policy in relation to impairment: The policy on impairment of loans and receivables is described in Note 4.

Policy in relation to write-offs: The Bank considers an exposure for write off when the prospect of recovery over the next 12 months is remote and interest has not been serviced for the past 12 months. Any amount written off is in the first instance applied against the specific provision for the exposure. In the normal course of business the loss to be written off will already have been fully provided. Any decision for a write-off is approved by the Board Credit Committee of the Bank.

Policy in relation to write back: If, in a subsequent period, the amount of the impairment loss decreases and the decrease can be related objectively to an event occurring after the impairment was recognised (such as an improvement in the debtor's credit rating), the previously recognised impairment loss is reversed either directly or by adjusting an allowance account. The reversal shall not result in a carrying amount of the financial asset that exceeds what the amortised cost would have been had the impairment not been recognised at the date the impairment is reversed. The amount of the reversal of impairment allowance and any recovery related to a written off asset shall be recognised in profit or loss account in impairment line.

(g) Financial instruments at fair value through profit or loss

Financial instruments are classified in this category if they are held for trading. Instruments are classified as held for trading if they are:

- i) Acquired/incurred principally for the purposes of selling or repurchasing in the near term;
- ii) Part of a portfolio of identified financial instruments that are managed together and for which there is evidence of a recent actual pattern of short-term profit-taking; or
- iii) It is a derivative (except for a derivative that is a financial guarantee contract or a designated as an effective hedging instrument).

Financial instruments cannot be transferred into or out of this category after inception except certain assets on reclassification. Financial instruments included in this category are recognised initially at fair value and transaction costs are taken directly to the profit and loss account. Financial instruments at fair value through profit and loss include debt securities which are held for trading.

Derivatives are carried at fair value in the balance sheet and shown under the heading 'Derivative financial instruments'. Valuation adjustments to cover credit and market liquidity risks are made with gains and losses taken directly to the profit and loss account and reported within Income/(Loss) on financial instruments at fair value through profit and loss. The credit valuation adjustment (CVA) is an adjustment to the valuation of Over the Counter (OTC) derivative contracts to reflect within fair value the possibility that the counterparty may default and that the Bank may not receive the full market value of the transactions. The debit valuation adjustment (DVA) is an adjustment to the valuation of OTC derivative contracts to reflect within fair value the possibility that the Bank may default, and that the Bank may not pay full market value of the transactions. The Bank calculates CVA and DVA on individual derivatives instruments.

Positive and negative fair values of derivatives are offset only when the contracts have been entered into under master netting agreements or other arrangements that currently represent a legally enforceable right of set-off and there is an intention to either settle on net basis or to realise the asset and settle the liability simultaneously.

The Bank uses a Central Clearing Counterparty (CCP) for clearing its certain classes of OTC derivatives to reduce counterparty credit risk.

(h) Held to maturity financial assets

Held-to-maturity investments are non-derivative assets with fixed or determinable payments and fixed maturities that the Bank has the positive intent and ability to hold to maturity, and which are not classified at fair value through profit or loss or as available for sale. Held-to-maturity investments are carried at amortised cost using the effective interest method. For impairment refer note on "identification and measurement of impairment".

Held-to-maturity investments are initially recorded at fair value plus any directly attributable transaction costs, and are subsequently measured at amortised cost using the effective interest method, less any impairment losses.

(i) Available for sale financial assets

Available for sale financial assets are those non-derivative financial assets that are designated as available for sale and are not categorised into any of the other categories described above. They are initially recognised at fair value including direct and incremental transaction costs. They are subsequently held at fair value. Gain or loss on an available-for-sale financial asset is recognised in other comprehensive income, except for impairment losses, until the financial asset is derecognised. At that time the cumulative gain or loss previously recognised in other comprehensive income is reclassified to profit or loss as a reclassification adjustment. Interest calculated using the effective interest method and the dividends on an available-for-sale equity instrument are recognised in profit or loss when the right to receive payment is established.

Impairment losses on available for sale investment securities are recognised by transferring the cumulative loss that has been recognised directly in equity to the profit and loss account. The cumulative loss that is removed from equity and recognised in profit and loss is the difference between the acquisition cost, net of any principal repayment and amortisation, and the current fair value, less any impairment loss previously recognised in profit and loss account.

If, in a subsequent period, the fair value of an impaired available for sale debt security increases and the increase can be objectively related to an event occurring after the impairment loss was recognised in the profit and loss account, the impairment loss is reversed, with the amount of the reversal recognised in the profit and loss account. However, any subsequent recovery in the fair value

of an impaired available for sale equity investment is recognised directly in OCI since it cannot be reversed through the profit and loss account.

Gain or loss on a non-monetary item to be recognised in other comprehensive income, the Bank shall recognise any exchange component of that gain or loss in other comprehensive income. Conversely, when a gain or loss on a non-monetary item is recognised in profit or loss, the Bank shall recognise any exchange component of that gain or loss in profit and loss.

Available For Sale (AFS) reserve captures cumulative net change in the fair value of AFS financial assets (or investments). The reserve is maintained net of tax until these assets are sold, disposed of or impaired.

(j) Fair value measurement

Fair value is the amount for which an asset could be exchanged, or a liability settled, between knowledgeable, willing parties in an arm's length transaction, on the measurement date. This is determined by reference to the quoted bid price or asking price (as appropriate) in an active market wherever possible.

When independent prices are not available or if the market for a financial instrument is not active, fair values are determined by using valuation techniques which refer to observable market data. These include comparison with similar instruments where market observable prices exist, discounted cash flow analysis, option pricing models and other valuation techniques commonly used by market participants. Fair values of financial instruments may be determined in whole or in part using valuation techniques that are not supported by prices from current market transactions or observable market data.

In case of unobservable inputs or in case of equities held in unlisted entities, the inputs into valuations based on unobservable data are inherently uncertain because there is little or no current market data available from which the level at which an arm's length transaction would occur under normal business conditions could be determined. In such cases, estimates are made in the valuation technique to reflect uncertainties in fair values resulting from a lack of market data inputs. These include most recent arm's length transaction between knowledgeable, willing parties; reference to fair value of a similar instrument; discounted cash flow; or option pricing models.

However, the valuation techniques incorporate all factors that market participants have considered in setting a price and have been consistent with accepted economic methodologies for pricing financial instruments.

Note 21 provides a detailed disclosure regarding classification and fair value of instruments held by the Bank.

(k) Derivatives held for risk management purposes and hedge accounting instruments and hedging activities

Transactions are undertaken in derivative financial instruments (derivatives), which include interest rate swaps, futures, forward rate agreements, currency swaps, options and similar instruments, for trading and non-trading purposes. Depending on the nature of the hedge, a relationship may be designated as a hedging instrument either for a fair value hedge of a recognised fixed rate asset or liability or an unrecognised firm commitment, a hedge of a forecasted transaction or the variability of future cash flows of a floating rate asset or liability (cash flow hedge). All derivatives are recorded under the heading 'Derivative financial instruments' on the balance sheet at their respective fair

values with effective portion of unrealised gains and losses recorded in reserves in case of a cash flow hedge or in the profit and loss account in case of a fair value hedge. Derivatives that do not meet the criteria for designation as a hedge instrument under IAS 39 at inception, or fail to meet the criteria thereafter, are accounted for in other assets/other liabilities with changes in fair value recorded in the profit and loss account.

Changes in the fair value of a derivative that is designated and qualifies as a fair value hedge, along with the gain or loss on the hedged asset or liability that is attributable to the hedged risk are recorded in the profit and loss account. To the extent of the effectiveness of a hedge, changes in the fair value of a derivative that is designated and qualifies as a cash flow hedge, are recorded in other comprehensive income. For all hedging relationships, ineffectiveness resulting from differences between the changes in fair value or cash flows of the hedged item and changes in the fair value of the derivative are recognised in the profit and loss account.

At the inception of a hedge transaction, the Bank formally documents the hedging relationship and the risk management objective and strategy for undertaking the hedge. This process includes identification of the hedging instrument, hedged item, risk being hedged and the methodology for measuring effectiveness. In addition, the Bank assesses both at the inception of the hedge and on an ongoing quarterly basis, whether the derivative used in the hedging transaction has been highly effective in offsetting changes in fair value or cash flows of the hedged item, and whether the derivative is expected to continue to be highly effective.

The Bank discontinues hedge accounting prospectively when it is either determined that the derivative is no longer highly effective in offsetting changes in the fair value or cash flows of a hedged item; the derivative expires, or is sold, terminated or exercised; the derivative is de-designated because it is unlikely that a forecasted transaction will occur; or management determines that designation of the derivative as a hedging instrument is no longer appropriate.

The Bank shall discontinue hedge accounting when:

1) the hedging instrument has expired, is sold, terminated or exercised; or below mentioned conditions for hedge accounting in paragraph are no longer met.

- (a) the hedging relationship consists only of a hedging instrument and a hedged item;
- (b) the hedging relationship is consistent with the entity's risk management objectives for undertaking hedges;
- (c) there is an economic relationship between the hedged item and the hedging instrument;
- (d) the entity has documented the hedging relationship so that the risk being hedged, the hedged item and the hedging instrument are clearly identified; and
- (e) the entity has determined and documented causes of hedge ineffectiveness.

The Bank also discontinues hedge accounting prospectively when the hedged assets has been impaired. As there is a change in estimated cash flow of the hedged asset, the hedge is no longer expected to be highly effective in achieving offsetting changes in fair value or cash flow attributable to the hedged risk that is consistent with the original documented risk management strategy for the particular hedging relationship.

- (l) When a fair value hedge is discontinued, the hedged asset or liability is no longer adjusted for changes in fair value and the existing basis adjustment is amortised or accreted over the remaining life of the asset or liability. When a cash flow hedge is discontinued but the hedged cash flow or forecasted transaction is still expected to occur, gains and losses shall remain in reserves until the forecast transaction occurs. Gains and losses are recognised in the profit and

loss account immediately if the cash flow hedge was discontinued because a forecasted transaction is no longer expected to occur.

The Bank may occasionally enter into a hybrid contract that consists of a non-derivative host contract and an embedded derivative. The Bank accounts for an embedded derivative separately from the host contract when the economic characteristics and risks of the embedded derivative are not closely related to the economic characteristics and risks of the host contract, a separate instrument with the same terms as the embedded derivative would meet the definition of a derivative; and the hybrid contract is not measured at fair value. A separated derivative may be designated as a hedging instrument ; otherwise, the derivative is recorded as a freestanding derivative. Such financial instruments stand extinguished at the time of conversion e.g. debt into equity, sale and maturity.

(m) Sale and repurchase agreements

When securities are sold subject to a commitment to repurchase them at a predetermined price ('repos'), they remain on the balance sheet as, in substance, these transactions are in the nature of secured borrowings. As a result of these transactions, the Bank is unable to use, sell or pledge the transferred assets for the duration of the transaction.

(n) Identification and measurement of impairment

Impairment provisions/charges are made where there is objective evidence of impairment as a result of one or more events that occurred after the initial recognition of the asset and that loss event (or events) has an impact on the estimated future cash flows from the asset that can be reliably estimated. Losses expected as a result of future events are not recognised. Evidence of impairment is considered on both an individual and a portfolio basis.

The Bank assesses an asset for specific impairment if it becomes probable that the borrower is facing significant financial difficulty. The Bank also assesses for specific impairment and makes specific provision if necessary, if there is evidence of any significant credit deterioration or any event which indicates a reduced ability for the borrower to repay its interest and principal. The indicators of impairment can include, among other things:

- a) Net worth of the risk counterparty/borrower turning negative
- b) Delay in interest and or principal repayments
- c) Breach in financial covenants
- d) Likelihood of borrower entering bankruptcy/ financial reorganization
- e) Rating downgrade by external credit rating agencies
- f) National or local economic conditions that correlate with defaults on the assets in the borrower group (e.g. an increase in the unemployment rate in the geographical area of the borrowers, a decrease in oil prices for loan assets to oil producers, or adverse changes in industry conditions that affect the borrowers in the group)
- g) Substantial decline in value of security provided to the Bank, especially when security is prime consideration for the lending. The unsecured portion of the exposure may be subjected to impairment testing
- h) Invocation of contractual comfort by the Bank such as corporate guarantee/put option which is not honoured by the counterparty

Refer Note 4 (a) and Note 4 (b) for the detailed policy guidance.

(o) Fixed assets

Fixed assets are stated at cost less accumulated depreciation and impairment. Cost includes expenditures that are directly attributable to the acquisition of the asset.

Depreciation is provided to write off the cost less the estimated residual value of tangible fixed assets. Depreciation on intangible assets is provided on a straight-line basis over their estimated useful economic life. The useful economic life of the fixed assets is expected as follows:

Leasehold improvements	Over the lease period
Office equipment	6 – 7 years
Furniture, fixtures and fittings	6 – 7 years
Computer hardware	3 – 4 years
Software	Over the estimated useful life ¹

¹The useful life averages around 5 years.

Depreciation methods, useful life and residual values are reviewed at each balance sheet date. Depreciation is charged to the profit and loss account for all fixed assets. Useful life of an intangible assets is defined based on the expected future economic benefits from the assets.

The carrying amount of the assets are reviewed at each reporting date to determine whether there is any indication of impairment. If any such indication exists, the asset's recoverable amount is estimated. An impairment loss is recognised whenever the carrying amount of an asset exceeds its recoverable amount. All impairment losses are recognised in the statement of profit or loss. Impairment losses are reversed only if there is an indication that the impairment loss may no longer exist and there has been a change in the estimates used to determine the recoverable amount.

(p) Provisions

Provisions are recognised when it is probable that an outflow of economic benefits will be required to settle a present, legal or constructive obligation, which has arisen as a result of a past event and for which a reliable estimate can be made of the amount of the obligation. All significant provisions have been discounted for current market assessments and the time value of money.

(q) Deposits, debt securities issued and subordinated liabilities

Deposits, debt securities issued and subordinated liabilities are the sources of debt funding. These are initially measured at fair value plus directly attributable transaction costs, and subsequently measured at their amortised cost using the effective interest method.

(r) Tax on profit on ordinary activities

Income tax expense comprises current and deferred tax. Income tax and deferred tax expense is recognised in the profit and loss statement except to the extent that it relates to items recognised directly in other comprehensive income / equity, in which case it is recognised in other comprehensive income / equity.

Current tax is the expected tax payable or receivable on the taxable income or loss for the year, using tax rates enacted or substantially enacted at the reporting date and includes any adjustment to tax payable in respect of previous years.

Deferred tax shall be recognised in respect of all timing differences at the reporting date. Timing differences are differences between taxable profits and total comprehensive income as stated in the financial statements that arise from the inclusion of income and expenses in tax assessments in periods different from those in which they are recognised in financial statements. As required by section 29 of FRS 102 "Deferred Tax", deferred tax is measured at the tax rates expected to be applied to the temporary difference when they reverse, based on the tax laws that have been enacted or substantially enacted by the reporting date. Deferred tax assets are recognised to the extent that, on the basis of all available evidence, it can be regarded as more likely than not that there will be sufficient future taxable profits from which the future reversal of the underlying timing differences can be deducted.

A deferred tax asset is recognised only to the extent that it is probable that future taxable profits will be available against which the asset can be utilised. Deferred tax assets are reviewed at each reporting date and are reduced to the extent that it is no longer probable that the related tax benefit will be realised.

(s) Employee benefits

The Bank operates a stakeholder defined contribution pension scheme. Contributions to the scheme are charged to the profit and loss account as incurred.

(t) Leases

Operating lease rentals are charged to the profit and loss account on a straight line basis over the non-cancellable lease term provided the same is ascertainable unless another basis is more appropriate.

Income from sub lease: Income from sub lease is booked in other operating income line of the profit and loss account on a straight line basis over the remaining term of the sub lease.

(u) Share based payments

The Parent Bank (ICICI Bank Limited) has issued share options to the employees of ICICI Bank UK PLC. These transactions are recognised as equity-settled share based payments. The expense is recognised over the vesting period based on the market value of shares as on the date of the grant of shares, adjusted for the number of the employees leaving the Bank. A capital contribution from the Parent Bank is recognised in the books over the vesting period in the shareholders' funds. Under FRS 102 Section 26, a subsidiary should recognise an expense in its profit and loss account to reflect the effective remuneration paid to employees in respect of share awards granted by the Parent Bank. The corresponding entry is to equity as the amounts are considered to be capital contributions by the Parent Bank. Until FY2020, the fair value of the options granted was charged to profit and loss account and recorded as capital contribution. Effective FY2021, the cost of the options granted from April 2020 onwards is being remitted to the Parent Bank.

As the Bank is a wholly owned subsidiary of ICICI Bank Limited, the Bank has taken advantage of the exemption contained in section 26 of FRS 102 and has therefore not disclosed certain information under section 26.18(b), 26.19 to 26.23 of FRS 102.

(v) Cash and cash equivalents

Cash and cash equivalents include notes and coins on hand, unrestricted balances held with central banks and highly liquid financial assets with original maturities of less than three months, which are subject to insignificant risk of changes in their fair value, and are used by the Bank in the management of its short-term commitments.

(w) Other assets

The other assets mainly consist of margins placed with the counterparties for repurchase and derivative financial transactions, cash reserves maintained with the Bank of England, deferred tax assets, amounts in clearing and other receivables.

(x) Other liabilities

The other liabilities consist of liabilities for the creditors, settlement balances, margins for derivatives financial instruments, corporation tax payable for current financial year and other creditors. Other creditors are measured at amortised cost. These liabilities are de-recognised when liabilities are extinguished.

(y) Share capital

Shares are classified as equity when there is no contractual obligation to transfer cash or other financial assets. Incremental costs directly attributable to the issuance of equity instruments are shown in equity as a deduction from proceeds, net of tax.

(z) Dividend

Dividend to ordinary shareholders are recognised when paid or approved at the shareholder's general meeting.

4 Significant judgements and estimates

The preparation of financial statements requires management to make judgements, estimates and assumptions that affect the reported amounts of assets, liabilities, income and expenses. Estimates, judgements and assumptions are continually evaluated and are based on historical experience and other factors, including expectations of future events that are believed to be reasonable under the circumstances. Considering the inherent uncertainty and subjectivity in making judgements and estimates, outcomes in future periods may be different from those on which management's estimates are based. Revisions to accounting estimates are recognised in the period in which the estimate is revised and in any future periods affected. The accounting policies deemed critical to the Bank's results and financial position, based upon significant judgements and estimates, are discussed below.

(a) Allowances for credit losses

The Bank regularly reviews its loan portfolio to assess for impairment. Provisions are established to recognise incurred losses in the loan portfolio carried at amortised cost. In determining whether an impairment has occurred at the balance sheet date, the Bank assesses if there is objective evidence of impairment as a result of one or more events that occurred after the initial recognition of the asset (a 'loss event') and that loss event (or events) has an impact on the estimated future cash flows of the financial asset or group of financial assets that can be reliably estimated. It may not be possible to identify a single, discrete event that caused the impairment rather the combined effect of several events may have caused the impairment.

The Credit Risk Management Policy (CRMP) outlines the provisioning policy of the Bank which includes the approach to holding collective and specific provisions.

The Bank's policies governing specific impairment, restructuring/renegotiation and collective provision are detailed below:

- i) **Specific impairment:** In accordance with the Bank's Credit Risk Management Policy (CRMP), the Bank periodically reviews, cases that are internally rated 'B' or below and/or significantly in breach of any covenants, including delays in debt servicing and/or where there is an expectation of significant credit deterioration. The Bank then assesses whether a specific impairment is required in respect of these cases.

The Bank assesses an asset for specific impairment if it becomes probable that the borrower is facing significant financial difficulty. The Bank also assesses for specific impairment and makes specific provision if necessary, if there is evidence of any significant credit deterioration or any event which indicates a reduced ability for the borrower to repay its interest and principal.

Identification of specific impairment in an account: The Bank's policy is to identify and recognise impairment in a loan when it is probable that the Bank will not be able to collect, or there is no longer a reasonable certainty that the Bank will collect all amounts due according to the contractual terms of the loan agreement.

The following disclosure practices have been adopted in Note 19:

- Loans are disclosed as impaired where an individual allowance has been raised against the loan.

- All exposures past due for 90 days or more are classified as impaired unless restructuring terms have been substantially agreed and are due to be implemented over the next 60 days.
- Exposures past due for less than 90 days not classified as impaired include (i) loans with overdue principal, interest or other amounts at the balance sheet date but no loss is expected; and (ii) past due loans with adequate collateral cover.

The following disclosures have been provided in Note 20:

- Net loan impairment charge to profit and loss account
- Movement in impairment allowance on loans and advances

The objective of the policy is to maintain an appropriate level of provision reflective of the risk profile of the loan portfolio. It is not the Bank's policy to systematically over-provide or under-provide for its credit risk. The provision weightings included in the policy document are continually monitored against the lending experience of the Bank and are periodically adjusted to reflect such experience.

The Bank's policy is predicated on the premise that regardless of the quality of a lending institution and of its systems and procedures and of its client base the business of extending credit carries the intrinsic risk of such credit not being repaid and monies advanced proving to be irrecoverable. In accordance with the guidelines of FRS 102, an impairment loss for financial assets measured at amortized cost is the difference between the asset's carrying amount and the present value of the estimated future cash flows discounted at the asset's original effective interest rate. The estimated future cash flows take into account only the credit losses that have been incurred at the time of the impairment loss calculation. In case the expected cash flows are not available, the breakup value of security/collateral for respective facilities under watch is calculated in accordance with the Bank's collateral valuation policy. In line with accounting guidelines, the Bank recognises an impairment loss equal to the best estimate within the range of reasonably possible outcomes, taking into account all relevant information available about conditions existing at the end of the reporting period. For determining the specific provisions on individual impaired cases, management exercises judgment involving matters such as realisable value of the security, estimation of the future cash flows and their timing. Consequently these allowances can be subject to variation as time progresses and the circumstances of the borrower become clearer.

Restructured/renegotiated cases and forbearance: A restructured account is one where the Bank, for economic or legal reasons relating to the borrower's difficulty, grants to the borrower concessions that the Bank would not otherwise consider. Restructuring would normally involve modification of the terms of advances/securities which could include alteration of the repayment period, repayable amount, the amount of instalments, rate of interest (due to reasons other than competition). The restructuring of an asset is only granted in situations where the customer has showed a willingness to repay the borrowing and is expected to be able to meet the revised terms of the restructuring.

The Bank carries out derecognition assessment of all the modified/restructured asset/liability as per IAS39. Terms are considered to have been substantially modified when the net present value of the cash flows under the new terms, including any fees paid net of any fees received and discounted using the original effective interest rate differs by at least 10 percent from the present value of the remaining cash flows under the original terms. If the modification is substantial, it is accounted for as an extinguishment of the original financial instrument and the recognition of a new financial instrument. Any difference between the carrying amount of the original instrument

and the fair value of the new instrument recognised immediately within the income statement, subject to observability. Consequently if there has been modification of the terms that does not meet the derecognition conditions, then the carrying amount of the asset/liability is adjusted to reflect the present value of modified cash flows discounted at the original EIR, with any resulting gain or loss recognised immediately within the income statement as a modification gain or loss.

The Bank measures any impairment in a restructured troubled loan by discounting the future cash flow using the effective interest rate of the financial asset before the modification of terms. An impairment assessment is also carried out if the restructuring is expected to result in derecognition of the existing asset.

In relation to loans and advances, the modifications of terms and conditions related to security and collateral arrangements or the waiver of certain covenants which do not affect payment arrangements, are not regarded as sufficient indicators of impairment or restructuring. As such changes do not necessarily indicate credit issues affecting the borrower's payment ability.

The Bank considers forbearance as concessions including modification of the existing terms and conditions or a total or partial refinancing of the debt towards a debtor that is experiencing difficulties in meeting its financial commitments.

The Bank charges default interest to the borrower for any delay in interest/principal payment unless a waiver has been approved by the Bank's relevant authority. As per the Bank's practice, such waivers are given in exceptional circumstances which could be mainly related to procedural delays in receiving the interest/principal payment by the due date.

The Bank derecognises a loan when there are substantial modifications to the terms of the loan on restructuring. The Bank performs a qualitative and quantitative evaluation of whether cash flows of original assets and the modified or replacement assets are substantially different.

- ii) **Collective provision:** The Bank calculates collective provisions for its loans and receivables portfolio based on the probability of some degree of credit losses that cannot be identified for an individual loan but may be assessed on a portfolio basis. Collectively assessed impairment allowances cover credit losses inherent in portfolios with similar economic characteristics, when there is objective evidence to suggest that they contain impaired claims, but the individual impaired items cannot yet be identified. In assessing the need for collective impairment allowances, management considers factors such as historical loss trends, credit quality of the portfolio, portfolio size, concentrations, and economic factors. The aggregate amount of specific and collective provisions is intended to be sufficient to absorb estimated credit losses generated in the loans and receivables portfolio.

The collective impairment policy as defined in the CRMP stipulates that collective provision, based on the credit rating of the exposures, needs to be provided in respect of the entire performing loan and receivables portfolio. The Bank has followed FRS 102 guidelines for defining its collective impairment policy wherein the provisioning is determined by the extent of the underlying credit risk in the portfolio of the Bank. This is also the direction provided by the Basel Accord. The exposures that are individually assessed for impairment and for which an impairment loss is or continues to be recognised, are not included in the collective assessment of impairment. In line with market practice, the Bank has been using a representative set of Probability of Default (PD)/Loss Given Default (LGD) data to determine the extent of provisioning required to be made by the Bank in respect of its performing loan portfolio on a collective basis. The aggregate provisioning requirement is arrived at by multiplying the outstanding amounts under each

portfolio type (internally rated and externally rated exposures) on the relevant date with the corresponding PD and LGD.

Significant judgments and estimates include the following:

- In the absence of adequate internal default history and on account of a similar internal credit rating scale, the Bank has used Probability of Default (PD) data of its Parent (ICICI Bank Limited) for estimating the collective provisioning on its internally rated India country of exposure portfolio
- For the internally rated non-India country of exposure portfolio, the Bank has used PD data from S&P, corresponding to the geographies which make up the majority of its non-India exposures
- The Bank considers a time horizon of one year to be appropriate for estimating collective provisions, as it believes that this is reflective of the emergence period for losses in its portfolio. The Parent bank has data on rating history and adequate default data covering benign and stress phases over FY2013 to FY2021. Therefore, PD Data of annual cohorts at a quarterly frequency has been captured over FY2013 to FY2021 period for the India country of exposure portfolio. The Bank has used historical PDs over a ten year look back period for the non-India linked and externally rated portfolios to calculate the collective provision
- As regards the Loans Against Property (LAP) portfolio, the Bank commenced its LAP lending business in FY2017. The Bank has adopted S&P's Real Estate Asset Finance scorecard and methodology for evaluating exposures in this portfolio and follows a stringent underwriting approach. The ratings derived from the S&P methodology have been mapped to Bank's internal rating scale.

The Bank has a framework for applying economic scalars for each portfolio which are applied while estimating the collective provision and are reviewed periodically. The economic scalars take into account macroeconomic factors as well as variables relevant to the Bank's customer base. For the internally rated portfolio, the LGD has been calculated based on the collateral available with the Bank. LGD and haircuts as may be applicable for each collateral as prescribed in Basel II guidelines have been considered. The historical average PD data being used covers a full economic cycle and captures periods of low economic activity when relatively higher default rates were observed.

In view of the uncertainties, initially of the impact of the Covid-19 pandemic on global economic activities and subsequently the emergence of other risks such as geopolitical risks, supply shocks and rising inflation, etc, the Bank felt it necessary to provide a management overlay for potential stress in its portfolio on this account in FY2022. Subsequently, given the abatement of these risks and considering that the impact of such risks have been factored appropriately in to the risk evaluation of the Borrowers, the management overlay was done away with in FY2023.

Refer Note 38 (Risk Management Framework- Credit risk section) for sensitivity analysis on Collective provisions.

(b) Impairment of available for sale financial assets

The Bank regularly reviews its available for sale securities portfolio to assess for impairment. The Bank considers all available evidence, including observable market data or information about events specifically relating to the securities which may result in a shortfall in recovery of future cash flows. These events may include a significant financial difficulty of the issuer, a breach of contract such as a default, bankruptcy or other financial reorganisation, the disappearance of an active market for the

debt security because of financial difficulties relating to the issuer, information about the issuer's liquidity, business and financial risk exposures, level of and trends in default for similar financial assets and national and local economic conditions. While assessing ABS for objective evidence of impairment, the Bank considers the performance of the underlying collateral, changes in credit rating, credit enhancements, default events etc. Once impairment has been identified, the amount of impairment is measured based on the difference between the acquisition cost (net of any principal repayment and amortisation) and current fair value, less any impairment loss previously recognised in profit or loss. In determining whether an impairment event has occurred at the balance sheet date, the Bank considers whether there is any observable data which comprises evidence of the occurrence of a loss event, and evidence that the loss event results in a decrease in estimated future cash flows or their timings. Such observable data includes any adverse change in the payment status of borrowers or changes in economic conditions that correlate with defaults on loan repayment obligations.

Available for sale equity investments: A significant or prolonged decline in the fair value of the equity below its cost is an objective evidence of impairment. In assessing whether it is significant, the decline in fair value is evaluated against the original cost of the asset at initial recognition. In assessing whether it is prolonged, the decline is evaluated against the continuous period in which the fair value of the asset has been below its original cost at initial recognition. The Bank measures significant and prolonged decline in the fair value based on the specifics of each case.

The negative mark to market (MTM) on the AFS portfolio is monitored by the Bank on a regular basis. The Bank follows its valuation policy for valuing its AFS portfolio (refer point (c) relating to 'Valuation of financial instruments' below).

The Bank has applied management haircut on the valuation of investment in shares considering the uncertainties around pending legal case.

(c) Valuation of financial instruments

The Bank values its available for sale and held for trading investment securities at fair market value. The best evidence of fair value is a quoted price in an actively traded market. If the market for a financial instrument is not active, the financial instruments are traded infrequently and have little price transparency or the fair value is less objective and requires varying degrees of judgment, the Bank uses valuation techniques to arrive at the fair value. The valuation techniques employ observable market data to calculate fair values, including comparisons with similar financial instruments for which market observable prices exist. When valuing instruments by reference to comparable instruments, management takes into account the maturity, structure and rating of the instrument with which the position held is being compared.

(d) Deferred tax asset

A Deferred Tax Asset (DTA) is recognised after being assessed as recoverable on the basis of available evidence including projected profits, capital and liquidity position. Management makes an assessment of DTA which is recognised only to the extent that it is probable that future taxable profits will be available against which the asset can be utilised. Deferred tax assets are reviewed at each reporting date and are reduced to the extent that it is no longer probable that the related tax benefit will be realised. Refer Note 11(f) for DTA assumptions.

5 Interest income and similar income

Interest income is recognised in the profit and loss account using the effective interest rate method. The effective interest rate is the rate that exactly discounts the estimated future cash receipts through the expected life of the financial instrument (or where appropriate, a shorter period) to the carrying amount of the financial asset.

	Year ended March 31, 2023 USD 000s	Year ended March 31, 2022 USD 000s	Year ended March 31, 2023 INR million	Year ended March 31, 2022 INR million
Interest income on financial assets under AFS category	8,045	6,072	661	499
Interest income on financial assets under HTM category	10,738	8,849	882	727
Interest income on financial assets under Loans and receivable category	56,644	42,823	4,654	3,519
Interest income on financial assets measured at FVTPL	1,127	(2,978)	93	(245)
Total	76,554	54,766	6,290	4,500

6 Interest expense

Interest expense is recognised in the profit and loss account using the effective interest rate method. The effective interest rate is the rate that exactly discounts the estimated future cash payments through the expected life of the financial liability & derivative financial instrument (or where appropriate, a shorter period) to the carrying amount of the financial liability.

	Year ended March 31, 2023 USD 000s	Year ended March 31, 2022 USD 000s	Year ended March 31, 2023 INR million	Year ended March 31, 2022 INR million
Interest expense on financial liabilities measured at amortised cost & derivative financial instrument	(23,910)	(14,268)	(1,965)	(1,172)
Total	(23,910)	(14,268)	(1,965)	(1,172)

7 Income/(loss) on financial instruments at fair value through profit or loss

Income/(loss) on financial instruments at fair value through profit or loss consists of unrealised and realised gains or losses on transactions in securities and derivatives.

	Year ended March 31, 2023 USD 000s	Year ended March 31, 2022 USD 000s	Year ended March 31, 2023 INR million	Year ended March 31, 2022 INR million
Realised gains/(losses) on derivative financial instruments	1,080	(498)	90	(42)
Unrealized gains on derivative financial instruments	15	959	-	80
Total	1,095	461	90	38

8 Administrative expenses

	Year ended March 31, 2023 USD 000s	Year ended March 31, 2022 USD 000s	Year ended March 31, 2023 INR million	Year ended March 31, 2022 INR million
Staff costs (including Directors' emoluments):				
Wages and salaries	19,789	19,999	1,626	1,643
Social security costs	1,435	1,806	118	148
Other pension costs	513	575	42	47
Operating lease expenses	1,160	1,309	95	108
Other administrative expenses	14,451	15,271	1,188	1,255
Total	37,348	38,960	3,069	3,201

The number of persons employed by the Bank (including Directors) during the year was as follows:

	Year ended March 31, 2023 No. of Employees	Year ended March 31, 2022 No. of Employees
Management	73	68
Non Management	70	74
Total	143	142

9 Auditor's remuneration

	Year ended March 31, 2023 USD 000s	Year ended March 31, 2022 USD 000s	Year ended March 31, 2023 INR million	Year ended March 31, 2022 INR million
Fees payable to the Bank's statutory auditors and their associates for the audit of Bank's annual accounts	665	572	55	47
The audit of the accounts of Germany Branch	161	116	13	10
Total audit services	826	688	68	57
Fees payable to the Bank's statutory auditors and their associates for other services:				
Audit related assurance services	174	163	14	13
Total	1,000	851	82	70

10 Segmental reporting

The Board reviews the Bank's performance as a single business and does not seek to allocate major resources such as capital, liquidity and funding into the different customer groups (Corporate and Commercial, Retail and Treasury).

11 Taxation

(a) Analysis of charge/(credit) in the year

	Year ended March 31, 2023 USD 000s	Year ended March 31, 2022 USD 000s	Year ended March 31, 2023 INR million	Year ended March 31, 2022 INR million
UK Corporation tax at 19% (2022: 19%)	732	367	60	30
Overseas corporation charge	(1)	(5)	-	-
Double Tax Relief	0	0	-	-
Adjustments for prior years	93	(145)	8	(12)
	824	217	68	18
Deferred tax charge/(credit)				
- Origination/timing and rate difference	1,968	224	161	18
Total Tax for the year ended March 31	2,792	441	229	36

(b) Analysis of total taxation in the year

USD 000s

	Year ended March 31, 2023			Year ended March 31, 2022		
	Current tax	Deferred tax	Total tax	Current tax	Deferred tax	Total tax
Recognised in Profit and loss account	824	1,968	2,792	217	224	441
Recognised in other comprehensive income		(211)	(211)		(231)	(231)
Total tax	824	1,757	2,581	217	(7)	210

INR million

	Year ended March 31, 2023			Year ended March 31, 2022		
	Current tax	Deferred tax	Total tax	Current tax	Deferred tax	Total tax
Recognised in Profit and loss account	68	162	230	18	18	36
Recognised in other comprehensive income	-	(17)	(17)	-	(19)	(19)
Total tax	68	145	213	18	(1)	17

c) Total tax reconciliation

	Year ended March 31, 2023 USD 000s	Year ended March 31, 2022 USD 000s	Year ended March 31, 2023 INR million	Year ended March 31, 2022 INR million
Profit before tax	15,803	11,342	1,299	932
Tax using the UK CT rate of 19% (2022: 19%)	3,003	2,155	246	177
Add effects of:				
- Overseas corporate taxes	(1)	(5)	-	-
- Expenses not tax deductible	(229)	(171)	(19)	(14)
- Movement in deferred tax balances	(73)	(1639)	(6)	(135)
- Adjustment for prior years	93	(145)	8	(12)
- Gains on shares	-	246	-	20
Total tax for year ended March 31	2,792	441	229	36

d) Movement in Deferred tax

	Year ended March 31, 2023	Year ended March 31, 2022	Year ended March 31, 2023	Year ended March 31, 2022
	USD 000s	USD 000s	INR million	INR million
Deferred Tax Asset				
Balance as at April 1	8,617	8175	708	672
Origination and timing differences;				
- on consolidated taxable losses	(1,873)	(24)	(154)	(2)
- on timing difference on fixed assets	85	133	7	11
- on AFS losses	211	333	18	27
Total Deferred Tax Assets	7,040	8,617	579	708
Deferred Tax Liability				
Balance as at April 1	(496)	(60)	(41)	(5)
Origination and timing differences;				
- on AFS transitional adjustment		-	-	-
- on gain on shares	(180)	(436)	(15)	(36)
Total Deferred Tax Liability	(676)	(496)	(56)	(41)
Net Deferred Tax as at March 31	6,364	8,121	523	667

(e) Deferred tax is composed of the tax impact of the following items:

	Year ended March 31, 2023	Year ended March 31, 2022	Year ended March 31, 2023	Year ended March 31, 2022
	USD 000s	USD 000s	INR million	INR million
Effect of:				
- On consolidated losses	6,768	8,641	556	710
- On timing difference on fixed assets	257	172	21	14
- On equity gains	(676)	(496)	(56)	(41)
- On AFS	15	(196)	2	(17)
Total	6,364	8,121	523	666

(f) Factors that may affect future tax charges

The Finance Bill 2021 enacted provisions to increase the main rate of UK corporation tax to 25% from 1 April 2023. All the DTA/DTL balances have been remeasured at tax rate of 25%. The DTA created on consolidated losses and timing difference on fixed assets amounting to USD 7.0 million is expected to be utilised in the foreseeable future against future profits. The Bank carries losses to the extent of USD 13.0 million (FY2022: USD 13.7 million) on which DTA of USD 3.25 million (FY2022: USD 3.2 million) has not been recognised in the books of accounts. As per the Finance Act 2017, the carry forward of losses arising pre April 1, 2017 will be subject to the loss restriction rules and would

therefore only be available for offset against 50% of profits (subject to an amount of £5 million which can be relieved in full). The deferred tax liability of USD 0.7 million pertains to the gain on transfer of shares under share by share scheme. This liability would be payable at the time of sale of shares in future. The Deferred Tax Asset (DTA) on AFS of USD 0.02 million created on unrealised Available For Sale (AFS) loss relating to change in the timing of AFS gains and losses. As per UK tax law, the unused trading losses could be carried forward indefinitely.

12 Emoluments of Directors

	Year ended March 31, 2023 USD 000s	Year ended March 31, 2022 USD 000s	Year ended March 31, 2023 INR million	Year ended March 31, 2022 INR million
Directors' fees and gross emoluments	857	927	70	76

The gross emoluments¹ of the highest paid director were USD 567,849 (*INR 46,660,163) (2022: USD 570,272; *INR 46,859,283) excluding share based payments. Post-employment benefits accruing for highest paid director under a money purchase pension scheme amounted to USD 29,788 (*INR 2,447,694 in the current year (2022: USD 32,374; *INR 2,660,202). Stock options² were granted to one director (2022: One). The number of stock options granted to the highest paid director during the year was 62,600 (2022: 93,200).

¹Gross emoluments include base salary and performance bonus

²Refer note 13 for the details of the stock option scheme.

13 Share-based payments

During the year, USD 0.8 million (*INR 63.4 million) was charged to the profit and loss account in respect of equity-settled share-based payment transactions (2022: USD 0.8 million; *INR 66.2 million). This expense, which was computed from the fair values of the share-based payment transactions when granted, arose under employee share awards made in accordance with the ICICI Bank Limited group's reward structures.

Stock Option Scheme

In terms of an Employee Stock Option Scheme (ESOS), of the Parent Bank, options are granted to eligible employees and Directors of the Bank and its subsidiaries. As per the ESOS as amended from time to time, the maximum number of options granted to any employee/Director in a year is limited to 0.05% of the Parent Bank's issued equity shares at the time of the grant, and the aggregate of all such options is limited to 10% of Parent Bank's issued equity shares on the date of the grant. Until April 2013, options granted vest in a graded manner over a four year period, with 20%, 20%, 30% and 30% of the grants vesting in each year, commencing from the end of 12 months from the date of grant. Options granted from April 2014 onwards vest in a graded manner over a three-year period, with 30%, 30%, and 40% of the grants vesting in each year, commencing from the end of 12 months from the date of grant. Options granted in September 2015 vest over a two-year period, with 50% of the grants vesting in April 2018 and 50% of the grants vesting in April 2019. During FY2017, the Parent Bank modified the terms of the scheme by amending the exercise period from 'ten years from the date of grant or five years from the date of vesting whichever is later' to 'ten years from the date of vesting'. For options granted in FY2020, the exercise period would commence from the date of

vesting and will expire on completion of five years from the date of vesting of the options. The option expires after the exercisable period is over as above.

14 Related party transactions

The Bank enters into related party transactions in the ordinary course of business. The Bank is exempt from disclosing related party transactions as they are all with companies that are wholly owned within the Group (Refer note 2 (d)). The Bank has not entered into any related party transactions with companies outside of Group ownership.

15 Financial Services Compensation Scheme

The Financial Services Compensation Scheme ('FSCS') is an annual levy, on firms regulated by FCA and PRA, to fund the cost of running services and the compensation paid to customers when financial services firms fail. The Bank is obligated to pay its share of forecast management expenses based on the Bank's market share of deposits protected under the FSCS. As per the plan and budget, FSCS expects to levy the deposit taking sector a total of GBP 18.2 million of indicative annual levy for 2023/2024. The actual amount of levy will be billed to the Bank based on its share of deposits protected under the FSCS.

The Bank has recognized an expense of USD 0.2 million (*INR 16.4 million) during FY2023 (FY2022: USD 0.5 million; *INR 43.9 million), in respect of all statutory levies. This mainly includes the Bank's share of the regular deposit protection charges. The Bank has adopted IFRIC 21 'Levies', effective FY2014 for accounting of the FSCS liability as there is no equivalent guidance within FRS 102 and section 10 of FRS 102 (Accounting Policies) that allows for the use of alternative accounting framework, where this is the case.

16 Cash and cash equivalents

	March 31, 2023	March 31, 2022	March 31, 2023	March 31, 2022
	USD 000s	USD 000s	INR million	INR million
Cash	165	439	14	36
Balances with Banks				
-Central Bank	312,098	295,809	25,645	24,307
-Others	40,644	40,458	3,340	3,324
	352,907	336,706	28,999	27,667

17 Loans and advances to banks

(a) Residual Maturity	March 31, 2023	March 31, 2022	March 31, 2023	March 31, 2022
	USD 000s	restated* USD 000s	INR million	restated* INR million
Banks				
5 year or less but over 1 year	-	2,685	-	221
1 year or less but over 3 months	56,474	71,196	4,640	5,850
3 months or less	38,945	14,331	3,201	1,178
	95,419	88,212	7,841	7,249

Parent and Group Companies				
5 year or less but over 1 year	7,068	49	581	4
1 year or less but over 3 months	22,731	15,333	1,868	1,260
3 months or less	65,192	37,897	5,356	3,114
	94,991	53,279	7,805	4,378
Sub Total	190,410	141,491	15,646	11,627
Collective provision	(39)	(31)	(3)	(3)
Total	190,371	141,460	15,643	11,624

(b) Concentration of exposure

The Bank has the following concentrations of gross loans and advances to banks:

	March 31, 2023 USD 000s	March 31, 2022 restated* USD 000s	March 31, 2023 INR million	March 31, 2022 restated* INR million
Total gross advances to banks located in :				
India	190,410	141,491	15,646	11,627
Total	190,410	141,491	15,646	11,627

*refer note no 44 for further details of restatements.

Geographical concentration represents the country of risk exposure. Generally, the risk domicile of an exposure is identified as the country of residence of the borrower provided that the cash flows of the borrower and/or the value of the security adequately covers the loan exposure of the Bank.

18 Loans and advances to customers

(a) Residual Maturity

	March 31, 2023 USD 000s	March 31, 2022 restated* USD 000s	March 31, 2023 INR million	March 31, 2022 restated* INR million
Repayable on demand or at short notice	118	37	10	3
Other loans and advances				
Remaining Maturity :				
Over 5 years	6,044	28,329	497	2,328
5 years or less but over 1 year	546,055	850,714	44,868	69,901
1 year or less but over 3 months	172,232	185,167	14,152	15,215
3 months or less	219,291	157,104	18,019	12,909
Sub total	943,740	1,221,351	77,546	100,356
Collective provision	(1,257)	(11,119)	(103)	(914)
Specific impairment allowance	(43,588)	(29,625)	(3,582)	(2,434)
Total	898,895	1,180,607	73,861	97,008

(b) Finance lease receivables

	March 31, 2023 USD 000s	March 31, 2022 restated* USD 000s	March 31, 2023 INR million	March 31, 2022 restated* INR million
Residual Maturity :				
5 years or less but over 1 year	405	2,542	34	210
1 year or less but over 3 months	116	2,278	10	187
3 months or less	115	859	9	71
Sub total	636	5,679	53	468
Unearned income	(24)	(175)	(2)	(14)
Collective provision	(2)	(6)	-	-
Net investment in finance lease receivables	610	5,498	51	454
5 years or less but over 1 year	395	2,463	33	204
1 year or less but over 3 months	105	2,202	9	182
3 months or less	110	833	9	68
	610	5,498	51	454

Residual Maturity

The geographical concentration of the net investment in finance lease receivables is in the UK as at March 31, 2023 and as at March 31, 2022

c) Concentration of exposure

Geographical concentrations of loans and advances to customers

	March 31, 2023 USD 000s	March 31, 2022 restated* USD 000s	March 31, 2023 INR million	March 31, 2022 restated* INR million
UK	511,873	672,617	42,060	55,267
Europe	180,590	205,325	14,839	16,872
North America	58,565	118,727	4,812	9,756
India	147,192	180,573	12,095	14,838
Rest of the World	46,156	49,788	3,793	4,091
Total	944,376	1,227,030	77,599	100,824

Geographical concentration represents the country of risk exposure. Generally, the risk domicile of an exposure is identified as the country of residence of the borrower provided that the cash flows of the borrower and/or the value of the security adequately covers the loan exposure of the Bank.

(d) Loans to customers placed as collateral against borrowings from Central banks

	March 31, 2023 USD 000s	March 31, 2022 USD 000s	March 31, 2023 INR million	March 31, 2022 INR million
Carrying amount of loans	43,913	26,611	3,608	2,187

19 Potential credit risk on financial instruments

March 31, 2023

USD 000s

	Neither past due nor impaired	Past due not impaired	Impaired	Impairment & collective allowances	Total
Cash & cash equivalent	352,907	-	-	-	352,907
Loans and advances to banks	190,410	-	-	(39)	190,371
Loans and advances to customers	864,553	3,833	75,966	(44,847)	899,505
Investment securities	638,028	-	578	(430)	638,176
Derivative financial instruments	48,189	-	-	-	48,189
Other assets*:					
- Cheques in clearing	69	-	-	-	69
- Deposits	1,785	-	-	-	1,785
- Unsettled securities	(1)	-	-	-	(1)
Accrued income & other receivables	1,021	-	-	-	1,021
Total financial instruments	2,096,961	3,833	76,544	(45,316)	2,132,022

*excludes deferred tax assets, prepaid expenses and fixed assets

March 31, 2023

INR million*

	Neither past due nor impaired	Past due not impaired	Impaired	Impairment & collective allowances	Total
Cash & cash equivalent	28,998	-	-	-	28,998
Loans and advances to banks	15,647	-	-	(4)	15,643
Loans and advances to customers	71,040	315	6,242	(3,684)	73,913
Investment securities	52,427	-	47	(35)	52,439
Derivative financial instruments	3,960	-	-	-	3,960
Other assets*:					
- Cheques in clearing	6	-	-	-	6
- Deposits & other receivables	147	-	-	-	147
- Unsettled securities	-	-	-	-	-

Accrued income	84	-	-	-	84
Total financial instruments	172,309	315	6,289	(3,723)	175,190

*excludes deferred tax assets, prepaid expenses and fixed assets

March 31, 2022

restated* USD 000s

	Neither past due nor impaired	Past due not impaired	Impaired	Impairment & collective allowances	Total
Cash & cash equivalent	336,706	-	-	-	336,706
Loans and advances to banks	141,491	-	-	(31)	141,460
Loans and advances to customers	1,102,001	69,855	54,999	(40,750)	1,186,105
Investment securities	523,090	-	23,462	(20,448)	526,104
Derivative financial instruments	20,096	-	-	-	20,096
Other assets*:					-
- Cheques in clearing	15	-	-	-	15
- Deposits & other receivables	12,133	-	-	-	12,133
Accrued income	7,266	-	-	-	7,266
Total financial instruments	2,142,798	69,855	78,461	(61,229)	2,229,885

*excludes deferred tax assets, prepaid expenses and fixed assets

March 31, 2022

restated* INR million*

	Neither past due nor impaired	Past due not impaired	Impaired	Impairment & collective allowances	Total
Cash & cash equivalent	27,667	-	-	-	27,667
Loans and advances to banks	11,626	-	-	(2)	11,624
Loans and advances to customers	90,551	5,740	4,519	(3,348)	97,462
Investment securities	42,982	-	1,928	(1,680)	43,230
- Derivative financial instruments	1,651	-	-	-	1,651
Other assets*:					
- Cheques in clearing	1	-	-	-	1
- Deposits & other receivables	997	-	-	-	997
Accrued income	597	-	-	-	597
Total financial instruments	176,072	5,740	6,447	(5,030)	183,229

*excludes deferred tax assets, prepaid expenses and fixed assets

Loans and advances to customers (including finance lease)

March 31, 2023	March 31, 2022	March 31, 2023	March 31, 2022
USD 000s	USD 000s	INR million	INR million

Loans contractually overdue as to principal or interest

- Less than 60 days	3,833	69,855	315	5,740
- more than 90 days	67,805	51,096	5,572	4,199
Total	71,638	120,951	5,887	9,939

Concentration of overdue exposure

United Kingdom	12,374	941	1,017	77
Europe	24,382	36,899	2,003	3,032
India	5,229	41,349	430	3,398
Rest of the World	29,653	41,762	2,437	3,432
Total	71,638	120,951	5,887	9,939

Past due whether impaired or not

Past due not impaired	3,833	69,855	315	5,740
Past due impaired	67,805	51,096	5,572	4,199
Total	71,638	120,951	5,887	9,939

Past due not impaired*

- Less than 60 days	3,833	69,855	315	5,740
Total	3,833	69,855	315	5,740

*Past due not impaired are stated at the total value of the exposure. The overdues relating to total gross exposure amounting USD 3.8 million has been received / settled subsequent to the year ended March 31, 2023 (2022: USD 49.5 million). Impaired but not past due gross exposures amounted to USD 8.2 million at March 31, 2023. (2022: USD 3.9 million).

Forbearance

The outstanding exposures for restructured/forborne loans are provided below:

	March 31, 2023 USD 000s	March 31, 2022 USD 000s	March 31, 2023 INR million	March 31, 2022 INR million
Gross Impaired gross	31,640	24,092	2,600	1,980
Less: Provision	(13,698)	(11,293)	(1,126)	(928)
Net impaired loans	17,942	12,799	1,474	1,052
Gross Non impaired loans	13,661	27,009	1,123	2,219
Past dues	-	-	-	-
Not past dues	13,661	27,009	1,123	2,219

20 Impairment on loans and advances

Net loan impairment charge to profit and loss account

ICICI Bank UK PLC
Strategic report, Directors' report and financial statements
March 31, 2023

	March 31, 2023	March 31, 2022	March 31, 2023	March 31, 2022
	(USD 000s)	(USD 000s)	(INR million)	(INR million)
New charges	(16,529)	(16,129)	(1,358)	(1,325)
Collective provision	9,859	7,206	810	592
Release to P&L through BS	1,149	1,928	94	158
Recovery from written off cases	317	4,335	26	356
Legal expenses on NPA's	(663)	(246)	(54)	(20)
	(5,867)	(2,906)	(482)	(239)

Movement in impairment allowance on loans and advances

	March 31, 2023 (USD 000s)			March 31, 2022 (USD 000s)		
	Specific Impairment	Collective Provision	Total	Specific Impairment	Collective Provision	Total
Opening Balance	29,624	11,157	40,781	20,705	18,363	39,068
Charge to profit and loss account	16,599	-	16,599	16,129	-	16,129
Amounts written off	(1,389)	-	(1,389)	(4,792)	-	(4,792)
Recovery / release of amounts	(1,149)	(9,859)	(11,008)	(1,990)	(7,206)	(9,196)
Others (incl FX)	(98)	-	(98)	(428)	-	(428)
Closing Balance	43,587	1,298	44,885	29,624	11,157	40,781

	March 31, 2023 (INR Million)			March 31, 2022 (INR Million)		
	Specific Impairment	Collective Provision	Total	Specific Impairment	Collective Provision	Total
Opening Balance	2,434	917	3,351	1,701	1,509	3,210
Charge to profit and loss account	1,364	-	1,364	1,325	-	1,325
Amounts written off	(114)	-	(114)	(394)	-	(394)
Recovery of amounts provided in previous years	(94)	(810)	(904)	(164)	(592)	(756)
Others (incl FX)	(8)	-	(8)	(35)	-	(35)
Closing Balance	3,582	107	3,689	2,433	917	3,350

21 Investment securities

Classification of Investment securities

March 31, 2023	March 31, 2022	March 31, 2023	March 31, 2022
-------------------	-------------------	-------------------	-------------------

ICICI Bank UK PLC
Strategic report, Directors' report and financial statements
March 31, 2023

	USD 000s	restated* USD 000s	INR million	restated* INR million
Analyzed by class:				
Treasury Bills & Government securities ¹	210,310	154,786	17,282	12,719
Other securities				
- Bonds	423,237	365,489	34,777	30,032
- Equity	4,710	5,872	387	483
- Collective provision on investment securities	(81)	(43)	(7)	(4)
Total other securities	427,866	371,318	35,157	30,511
Total	638,176	526,104	52,439	43,230

1. Bonds to the extent of USD 1.0 million has been reclassified from Treasury bills & government securities to Bonds. refer note no 44 for further details of restatements.

	March 31, 2023	March 31, 2022	March 31, 2023	March 31, 2022
	USD 000s	restated* USD 000s	INR million	restated* INR million
Analysed by issuer:				
Available for sale				
Issued by public bodies:				
Government Issued	194,824	138,763	16,008	11,402
Other Public sector securities	107,308	109,703	8,818	9,014
Issued by other issuers	79,676	58,999	6,547	4,848
Held to Maturity				
Government Issued	11,533	12,127	948	996
Issued by other issuers	240,963	202,659	19,800	16,654
Collective provision on investment securities	(81)	(43)	(7)	(4)
Financial instruments at fair value through profit and loss				
Government Issued	-	2,868	-	236
Issued by other issuers	3,953	1,028	325	84
Total	638,176	526,104	52,439	43,230

Analysed by listing status:

Available for sale

Unlisted	122,992	24,019	10,106	1,974
Listed	258,816	283,445	21,267	23,291

Held to Maturity

Listed	252,496	214,786	20,748	17,649
Collective provision on investment securities	(81)	(43)	(7)	(4)

Financial instruments at fair value through profit and loss

Unlisted	3,953	3,897	325	320
----------	-------	-------	-----	-----

Total	638,176	526,104	52,439	43,230
Analyzed by maturity#:				
Due within 1 year	214,463	161,055	17,623	13,234
Due 1 year and above	419,084	359,220	34,436	29,517
Total	633,547	520,275	52,059	42,751

#does not include USD 4.7 million (*INR 387 million) of investment in equity (FY2022: USD 5.9 million, INR 483 million) and collective provision of USD 0.08 million *INR 6.7 million (FY2022: USD 0.04 million, INR 3.6 million)

*refer note no 44 for further details of restatements.

Impairment on investment securities

During the year the Bank has not booked any impairment loss (FY2022: NIL) in respect of equity investments held as available for sale.

Valuation Hierarchy

The valuation hierarchy is set out below:

Level 1: Investments valued using unadjusted quoted prices in active markets.

Level 2: Investments valued using valuation techniques based on observable market data for instruments where markets are considered less than active. Instruments in this category are valued using:

- (a) Quoted prices for similar assets, or identical assets in markets which are considered to be less than active; or
- (b) Valuation techniques where all the inputs that have a significant effect on the valuation are directly or indirectly based on observable market data.

Level 3: Investments valued using a valuation model based on significant non market observable inputs.

The fair value of debt securities is derived based on prevalent market quotes as at balance sheet date. In case market quotes are not available the Bank has used the internal valuation techniques to calculate the fair value. Internal valuation discounts the estimated future cash flows, computed based on the prevailing interest rates and credit spreads in the market.

Refer note 40 for detailed valuation hierarch and assumption considered in valuation.

Investments held at fair value at March 31, 2023, by valuation hierarchy:

USD 000s				
	Level 1	Level 2	Level 3	Total
Treasury Bills & Government securities	194,823	-	-	194,823
Bonds	186,228	-	-	186,228
Equity	3,340	-	1,370	4,710
Total	384,391	-	1,370	385,761

INR million				
	Level 1	Level 2	Level 3	Total
Treasury Bills & Government securities	16,008	-	-	16,008

Bonds	15,302	-	-	15,302
Equity	274	-	113	387
Total	31,584	-	113	31,697

Investments held at fair value at March 31, 2022, by valuation hierarchy:

*restated USD 000s

	Level 1	Level 2	Level 3	Total
Treasury Bills & Government securities	141,631	-	-	141,631
Bonds	163,858	-	-	163,858
Equity	4,943	-	929	5,872
Total	310,432	-	929	311,361

*restated INR million

	Level 1	Level 2	Level 3	Total
Treasury Bills & Government securities	11,638	-	-	11,638
Bonds	13,464	-	-	13,464
Equity	406	-	77	483
Total	25,508	-	77	25,585

22 Fixed assets

	Leasehold Improvements USD 000s	Tangible Fixed Assets USD 000s	Intangible Fixed Assets USD 000s	Total USD 000s
Cost:				
At April 1, 2022	10,831	5,636	4,678	21,145
Additions	-	74	205	279
Disposal	-	-	-	-
At March 31, 2023	10,831	5,710	4,883	21,424
Accumulated depreciation:				
At April 1, 2022	9,027	5,081	4,347	18,455
Charge for year	522	217	217	956
Disposal	-	-	-	-
At March 31, 2023	9,549	5,298	4,564	19,411
Net book value:				
Capital work in progress				335
At March 31, 2023	1,282	412	319	2,348
At April 1, 2022	1,804	555	331	2,690

Leasehold Improvements INR million	Tangible Fixed Assets INR million	Intangible Fixed Assets	Total INR million
--	---	----------------------------	----------------------

Cost:				
At April 1, 2022	890	466	384	1,737
Additions	-	5	17	23
Disposal	-	-	-	-
At March 31, 2023	890	471	401	1,760
Accumulated depreciation:				
At April 1, 2022	742	419	357	1,516
Charge for year	43	18	18	79
Disposal	-	-	-	-
At March 31, 2023	785	437	375	1,595
Net book value:				
Capital work in progress				28
At March 31, 2023	105	34	26	193
At April 1, 2022	148	46	27	221

23 Other assets

	March 31, 2023	March 31, 2022	March 31, 2023	March 31, 2022
	USD 000s	USD 000s	INR million	INR million
Amounts in clearing	69	15	6	1
Deposits receivable	1,785	12,133	147	997
Deferred tax asset ¹	6,364	8,121	523	666
Derivative financial instruments	579	-	48	-
Settlement balances ²	(1)	-	-	-
Other receivables	425	7,114	34	586
Total	9,221	27,383	758	2,250

¹ Refer note 11

² Including margin placed with clearing counterparties

24 Deposit by Banks

With agreed maturity dates or periods of notice, by remaining maturity:

	March 31, 2023	March 31, 2022	March 31, 2023	March 31, 2022
	USD 000s	restated* USD 000s	INR million	restated* INR million
Banks				
5 years or less but over 1 year	-	18,850	-	1,549
1 year or less but over 3 months	18,454	10,022	1,516	823
3 months or less but not repayable on demand	14,002	-	1,151	-
	32,456	28,872	2,667	2,372

*refer note no 44 for further details of restatements.

25 Customer accounts

With agreed maturity dates or periods of notice, by remaining maturity:

	March 31, 2023	March 31, 2022 restated*	March 31, 2023 INR million	March 31, 2022 restated* INR million
	USD 000s	USD 000s		
5 years or less but over 1 year	92,464	49,911	7,598	4,101
1 year or less but over 3 months	574,881	247,060	47,238	20,301
3 months or less but not repayable on demand	213,523	203,880	17,545	16,753
	880,868	500,851	72,381	41,155
Repayable on demand	736,570	1,044,079	60,524	85,792
Total	1,617,438	1,544,930	132,905	126,947

*refer note no 44 for further details of restatements.

26 Bonds and medium term notes

	March 31, 2023	March 31, 2022 restated*	March 31, 2023 INR million	March 31, 2022 restated* INR million
Bonds issued#	USD 000s	USD 000s		
Residual Maturity				
5 year or less but over 1 year	-	25,000	-	2,054
1 year or less but over 3 months	25,000	105,000	2,054	8,628
3 months or less	151	16,717	12	1,374
	25,151	146,717	2,066	12,056
Less: Bond issue expenses	(29)	(90)	(2)	(8)
	25,122	146,627	2,064	12,048

*refer note no 44 for further details of restatements.

Details of various bonds and notes under the medium term notes programmes issued by the Bank at March 31, 2023 are as follows:

Nature of Issue: Senior unsecured bonds (accrued interest is not included)

Date of Issue	Interest frequency	Interest Rate	Maturity	USD 000s	INR million*
20-Feb-19	Quarterly	4.96%	Bullet repayment in February 24	25,000	2,054
			Total	25,000	2,054
Less: Bond issue expenses				(29)	(2)
Total bonds and medium term notes				24,971	2,052

27 Subordinated debt liabilities

	March 31, 2023	March 31, 2022	March 31, 2023	March 31, 2022
	USD 000s	restated* USD 000s	INR million	restated* INR million
Bonds issued#				
Residual Maturity				
5 year or less but over 1 year	-	73,842	-	6,068
1 year or less but over 3 months	75,215	43	6,180	4
	75,215	73,885	6,180	6,072
Less: Bond issue expenses	(152)	(202)	(12)	(18)
Less: change in fair value hedge which is ineffective and fx revaluation	(2,447)	(686)	(201)	(56)
	72,616	72,997	5,967	5,998

#listed with Singapore stock exchange.

Details of the Subordinated debt liabilities issued by the Bank at March 31, 2023 are as follows:

Date of Issue	Nature of Issue	Interest Rate	Interest frequency	Maturity
26-Sep-18	Subordinated Debt issued in SGD currency	5.375%	Semi-annual	Callable in 2023, Maturity in September 2028

For all the subordinated notes, the notes and coupons are direct, unsecured and subordinated obligations of the Bank, and rank pari passu without any preference among themselves.

28 Other liabilities

	March 31, 2023	March 31, 2022	March 31, 2023	March 31, 2022
	USD 000s	USD 000s	INR million	INR million
Amounts in clearing	1,236	1,879	102	154
Margin for derivative transactions*	22,017	7,233	1,809	594
Other creditors	14,615	6,435	1,201	529
Total	37,868	15,547	3,112	1,277

*Margin for derivative and repurchase transactions increased during the year primarily due to a increase in CSA and repo margins on account of exchange / interest rate movement.

29 Repurchase agreements

	March 31, 2023 USD 000s	March 31, 2022 restated* USD 000s
	Carrying amount of liabilities	Carrying amount of liabilities
	Carrying amount of transferred assets	Carrying amount of transferred assets
Repurchase agreements	-	-
		88,675
		103,368

March 31, 2023

March 31, 2022

	INR million		restated* INR million	
	Carrying amount of transferred liabilities	Carrying amount of transferred assets	Carrying amount of transferred liabilities	Carrying amount of transferred Assets
Repurchase agreements	-	-	7,286	8,494

The repurchase transactions enable the Bank to raise funds using its portfolio of government bonds or corporate/financial institution bonds as collateral. These bonds are issued by corporates and financial institutions with carrying value of USD Nil million (*INR Nil million) (2022: USD 103 million; *INR 8,494 million). These have been pledged as collateral under GMRA (Global Master Repurchase agreement) entered by the Bank with its various counterparties. These form part of the AFS book & Loans and Receivable book (refer Note 21 and Note 40). As per the contract, the Bank agrees to repay the principal along with the interest at maturity and receive the collateral from the counter party.

With agreed maturity dates or periods of notice, by remaining maturity:

	March 31, 2023	March 31, 2022	March 31, 2023	March 31, 2022
	USD 000s	restated* USD 000s	INR million	restated* INR million
1 year or less but over 3 months	-	61,249	-	5,033
3 months or less	-	27,425	-	2,252
Total	-	88,674	-	7,285

*refer note no 44 for further details of restatements.

30 Called up share capital

At March 31, 2022 the Issued share capital of ICICI Bank UK PLC was:

	March 31, 2023	March 31, 2022	March 31, 2023	March 31, 2022
	USD 000s	USD 000s	INR million	INR million
220 million ordinary shares of USD 1 each	220,000	220,000	18,077	18,077
50,002 ordinary shares of £1 each	95	95	8	8
Total Share Capital	220,095	220,095	18,085	18,085

All the shares are allotted and fully paid and the holders of ordinary shares are entitled to receive dividends as declared from time to time and are entitled to one vote per share at meetings of the Bank. There are no restrictions on the distribution of dividends and the repayment of capital.

31 Employee benefits

During the year, the Bank made a contribution of USD 512,829, INR 42,139,193 (2022: USD 574,615; *INR 47,216,119) to the pension scheme. Out of this amount, USD 45,804, INR 3,763,742 was accrued at the yearend (2022: USD 44,093; *INR 3,623,119).

32 Contingent liabilities and commitments (Off Balance Sheet)

As a part of its banking activities, the Bank issued bank guarantees to support business requirements of customers. Guarantees represent irrevocable assurances that the Bank will pay in the event a

customer fails to fulfil its financial or performance obligations. The credit risks associated with these guarantees are similar to those relating to other types of unfunded facilities. The Bank enters into guarantee arrangements after conducting appropriate due diligence on the customers. Upon default by a customer under the terms of the guarantee, the beneficiary may exercise its rights under the guarantees, and the Bank is obligated to honour payments to the beneficiaries.

The Bank extends financing to its customers by loan facilities, credit lines and other commitments to lend. Depending upon a customer's requirement and subject to its ability to maintain specific credit standards, the unexpired undrawn commitment can be withdrawn by customers. The interest rate on a significant portion of these commitments is dependent on the lending rates prevailing on the date of the loan disbursement. Further, the commitments have fixed expiration dates and are contingent upon the customer's ability to maintain specific credit standards.

(a) Guarantees and other commitments:

	March 31, 2023 USD 000s	March 31, 2022 USD 000s	March 31, 2023 INR million	March 31, 2022 INR million
Guarantees	58,628	115,860	4,817	9,520
Other commitments				
Undrawn formal standby facilities, credit lines and other commitments to lend maturing in:			-	-
Less than one year	718	-	59	-
Total guarantees and commitments	59,346	115,860	4,876	9,520

(b) Significant concentrations of contingent liabilities and commitments

The contingent liabilities and commitments relate to counterparties primarily in Europe & UK at 88% (2022:81%) with 73% of the beneficiaries in India (2022:89%).

For contingent liability related to Forex and Derivative refer note 40.

33 Litigation

In the ordinary course of business, the Bank pursues litigation in order to recover any overdue exposures. There are no material litigations against the Bank.

34 Operating lease commitments

The Bank has entered into non-cancellable lease agreements for its offices and branches. These lease agreements contain standard terms & conditions.

As at March 31, 2023, the Bank has the following non-cancellable operating lease commitments:

	March 31, 2023 USD 000s	March 31, 2022 USD 000s	March 31, 2023 INR million	March 31, 2022 INR million
Land and Buildings				
Within 1 year	1,451	1,150	119	94

Between 1 and 5 years	5,084	5,259	418	432
More than 5 years	4,197	5,552	345	456
	10,732	11,961	882	982

35 Categories and classes of Financial Instruments

The carrying amounts of the financial assets and liabilities include:

	March 31, 2023	March 31, 2022	March 31, 2023	March 31, 2022
	USD 000s	restated* USD 000s	INR million	restated* INR million
Financial assets measured at fair value through profit or loss	52,721	23,964	4,333	1,971
Financial assets under Available for Sale category	381,808	305,848	31,373	25,264
Financial assets under Loans and receivable category	1,445,657	1,688,544	118,789	138,348
Financial assets under Held to maturity category	252,415	211,529	20,741	17,645
Total financial assets	2,132,601	2,229,885	175,236	183,228
Liabilities measured at fair value through profit or loss	28,483	18,208	2,340	1,496
Liabilities measured at amortised cost	1,795,234	1,907,893	147,515	156,772
Total financial liabilities	1,823,717	1,926,101	149,855	158,268

Assets:

March 31, 2023	USD 000s				
	Fair value though P&L	Available for Sale	Loans & Receivables	Held to maturity	Total
Cash and cash equivalents	-	-	352,907	-	352,907
Loans and advances to banks	-	-	190,371	-	190,371
Loans and advances to customers	-	-	899,505	-	899,505
Investment Securities	3,953	381,808	-	252,415	638,176
Derivative financial instruments	48,189				48,189
Other assets*	579	-	2,857	-	3,436
Accrued income#	-	-	17	-	17
Total financial assets	52,721	381,808	1,445,657	252,415	2,132,601

March 31, 2023

INR million

	Fair value though P&L	Available for Sale	Loans & Receivables	Held to maturity	Total
Cash and cash equivalents	-	-	28,998	-	28,998
Loans and advances to banks	-	-	15,643	-	15,643
Loans and advances to customers	-	-	73,912	-	73,912
Investment Securities	325	31,373	-	20,741	52,439
Derivative financial instruments	3,960	-			3,960
Other assets*	48	-	235	-	283
Accrued income#	-	-	1	-	1
Total financial assets	4,333	31,373	118,789	20,741	175,236

March 31, 2022

restated* USD 000s

Cash and cash equivalents	-	-	336,706	-	336,706
Loans and advances to banks	-	-	141,460	-	141,460
Loans and advances to customers	-	-	1,186,105	-	1,186,105
Investment in Securities	3,897	307,464	-	214,743	526,104
Derivative financial instruments	20,096				20,096
Other assets*		-	19,262	-	19,262
Accrued income#	-	-	152	-	152
Total financial assets	23,993	307,464	1,683,685	214,743	2,229,885

March 31, 2022

restated* INR million

Cash and cash equivalent	-	-	27,667	-	27,667
Loans and advances to banks	-	-	11,624	-	11,624
Loans and advances to customers	-	-	97,462	-	97,462
Investment in Securities	320	25,264	-	17,645	43,229
Derivative financial instruments	1,651				1,651
Other assets*	-	-	1,583	-	1,583
Accrued income#	-	-	12	-	12
Total financial assets	1,971	25,264	138,348	17,645	183,228

* excludes deferred tax assets and fixed assets, refer note no 44 for further details of restatements.

#excludes prepaid expenses, fixed assets

Liabilities:

March 31, 2023

USD 000s

	Fair value though P&L	Amortised cost	Total
Deposits by banks	-	32,456	32,456
Customer accounts	-	1,617,438	1,617,438
Bonds and Medium term notes	-	25,122	25,122
Subordinated debts	-	72,616	72,616
Derivative financial instruments	28,483	-	28,483
Other liabilities	-	37,868	37,868
Accruals and deferred income	-	9,734	9,734
Repurchase agreements	-	-	-
Total financial liabilities	28,483	1,795,234	1,823,717

March 31, 2023

INR million

	Fair value though P&L	Amortised cost	Total
Deposits by banks	-	2,667	2,667
Customer accounts	-	132,905	132,905
Bonds and Medium term notes	-	2,064	2,064
Subordinated debts	-	5,967	5,967
Derivative financial instruments	2,340	-	2,340
Other liabilities	-	3,112	3,112
Accruals and deferred income	-	800	800
Repurchase agreements	-	-	-
Total financial liabilities	2,340	147,515	149,855

March 31, 2022

restated* USD 000s

	Fair value though P&L	Amortised cost	Total
Deposits by banks	-	28,872	28,872
Customer accounts	-	1,544,930	1,544,930
Bonds and Medium term notes	-	146,627	146,627
Subordinated debts	-	72,997	72,997
Derivative financial instruments	18,208	-	18,208
Other liabilities	-	15,547	15,547
Accruals and deferred income	-	10,246	10,246
Repurchase agreements	-	88,674	88,674
Total financial liabilities	18,208	1,907,893	1,926,101

March 31, 2022

restated* INR million

	Fair value though P&L	Amortised cost	Total
--	--------------------------	-------------------	-------

Deposits by banks	-	2,372	2,372
Customer accounts	-	126,947	126,947
Bonds and Medium term notes	-	12,048	12,048
Subordinated debts	-	5,998	5,998
Derivative financial instruments	1,496	-	1,496
Other liabilities	-	1,277	1,277
Accruals and deferred income	-	844	844
Repurchase agreements	-	7,286	7,286
Total financial liabilities	1,496	156,772	158,268

Refer to Note 3 for descriptions of categories of assets and liabilities.

*refer note no 44 for further details of restatements.

36 Capital Management

The Bank's regulatory capital requirements are set and monitored by the PRA. The Bank implemented the CRD IV (Basel III) framework, comprising of Capital Requirement Regulation (CRR) and Capital Requirement Directive (CRD IV), for calculating minimum capital requirements, with effect from January 1, 2014. The CRD IV framework was amended by CRR II and CRD V issued in 2019 and were applicable in phases. Pursuant to withdrawal of UK from the European Union (EU), PRA implemented certain Basel III standards, which were part of CRR II amendments, in UK with effect from January 1, 2022.

The Bank's regulatory capital is categorised into two tiers:

Tier 1 capital, which includes ordinary share capital, retained earnings and regulatory adjustments to Tier 1 capital.

Tier 2 capital, which includes qualifying subordinated liabilities, collective provision and regulatory adjustments to Tier 2 capital.

Banking operations are categorized as either trading or banking book, and risk-weighted assets are determined according to specified requirements that seek to reflect the varying levels of risk attached to assets and off balance sheet exposures.

The Bank uses regulatory capital ratios in order to monitor its capital base and these capital ratios remain the international standards for measuring capital adequacy. The PRA's approach to such measurement under CRD IV is primarily based on monitoring the Capital Resource Requirement to available capital resources. The PRA also sets Total Capital Requirement (TCR) (earlier known as Individual Capital Guidance (ICG)) for the Bank that sets capital requirements in excess of the minimum Capital Resource Requirement. A key input to the TCR setting process is the Bank's Internal Capital Adequacy Assessment Process (ICAAP). Under the current PRA guidelines, the total capital adequacy requirement for the Bank equals the aggregate of the Pillar 1 capital requirement, the Pillar 2A capital requirement (derived from the existing Internal Capital Guidance), and applicable macro-prudential buffers such as the Countercyclical Capital Buffer (CCyB), the Capital Conservation Buffer (CCoB) and the PRA buffer.

The capital conservation buffer applicable to banks in the UK is 2.5% in line with guidance from the PRA. In December 2021, the FPC announced to increase the UK's CCyB rate from 0% to 1% and will be applicable from December 13, 2022 in line with the usual 12- month implementation period. The

FPC announced in July 2022 to further increase the UK's CCyB rate from 1% to 2%. The rate increase will be applicable from July 2023 in line with the usual 12- month implementation period.

The Bank's policy is to maintain an adequate capital base so as to maintain investor, creditor and market confidence and to sustain future development of the business. The impact of the level of capital on shareholders' return is also recognized and the Bank recognizes the need to maintain a balance between the higher returns that might be possible with greater gearing and the advantages and security afforded by a sound capital position. The Bank has complied with all regulatory capital requirements throughout the year.

The Bank has not repatriated any equity share capital, part of Tier 1 capital, to its shareholders during the year (FY2022: USD 200 million). The Board has proposed a final dividend payment of USD 10.0 million (FY2022: USD 10.0 million) for the year, subject to necessary approval.

The Bank's regulatory capital resources to be reported under CRD IV are as follows:

	March 31, 2023	March 31, 2022	March 31, 2023	March 31, 2022
	USD million	USD million	INR million	INR million
Total Capital	371.9	378.0	30,559	31,060
- Tier I	295.4	293.0	24,273	24,076
- Tier II	76.5	85.0	6,286	6,984

37 Country by country reporting

The Capital Requirements Directive 4 ("CRD IV") requirements stipulate reporting on a consolidated basis, by country where the reporting institution has an establishment, the name, nature of activities, geographical location, number of employees, turnover, pre-tax profit/loss, corporation taxes paid and any public subsidies received.

The Bank has one branch in the EU which is outside UK, in Eschborn (Germany). The details of the business activities are provided in the Business Review section of the Strategic Report. Details as at March 31, 2023 are provided below:

	UK		Germany	
Number of employees	127		16	
	USD million	INR million	USD million	INR million
Turnover ^{1 2}	52.0	4,270	8.1	664
Pre tax profit	15.2	1,245	0.6	53
Corporation tax paid	0.6	49	-	-

¹Income before operating expenses and provisions

²Includes P&L on sale of financial assets

There were no public subsidies received during the year. It may be noted that the corporation tax paid are the cash taxes paid. Refer Note 11 for information on the current year taxation (which includes taxes accrued not yet paid).

38 Risk Management Framework

The Bank has adopted a governance framework in line with the corporate governance practices adopted by other UK financial institutions. The Board is assisted by its sub-committees, the Audit Committee, the Board Governance Committee (BGC), the Board Risk Committee (BRC), the Board Credit Committee (BCC), and the Board Conduct Risk Committee (BCRC), and follows ICICI Group's overall risk management framework. The Board has delegated responsibility for the day-to-day management of the Bank to the Managing Director and Chief Executive Officer. In this role, the Managing Director and Chief Executive Officer is supported by the Management Committee, which he chairs. The Management Committee is supported by various other committees, which include the Executive Credit and Risk Committee (ECRC), the Asset Liability Management Committee (ALCO), the Compliance Conduct and Operational Risk Committee (CORMAC), the Product and Process Approval Committee (PAC) and the Information Security Committee (ISC).

As a financial institution, the Bank is exposed to various types of risks. The objective of the risk management framework is to ensure that the key risks facing the Bank are identified, understood, measured and monitored; and that the policies and procedures established to address these risks are strictly adhered to.

The key principles underlying the Bank's risk management framework are as follows:

1. The Board of Directors has oversight over the risks assumed by the Bank. Specific Board committees have been constituted to facilitate focused oversight of various risks.
2. Policies approved from time to time by the Board of Directors or Committees of the Board form the governing framework for each type of risk. The business activities are undertaken within this policy framework.
3. Independent groups and sub-groups have been constituted across the Bank to facilitate independent evaluation, monitoring and reporting of risks. These groups function independently of the business groups/sub-groups.

As part of implementation of an Enterprise Risk Management framework, the Bank has developed a risk appetite framework based on its strategy, an examination of best practices and the risk appetite statement of the Parent. The risk appetite statement has been further drilled down into portfolio-level limits.

The Bank has a risk register which documents the material and non-material risks faced by the Bank and categorises the material risks as High, Medium or Low risk based on likelihood and severity of impact. The key material risks to which the Bank is exposed include credit risk (including concentration risk), market risk (including interest rate risk in banking book and credit spread risks), liquidity risk and operational risk (including compliance and legal risks and conduct risk).

The approach adopted by the management to manage the key risks facing the Bank including the third country branch in Germany, is outlined below.

Stress testing framework

The framework for stress testing has been put in place with the approval of the Board and covers the key risks faced by the Bank i.e. credit risk, market risk, liquidity risk and operational risk.

The Bank conducts stress testing, which covers credit, market and operational risks, as part of the ICAAP at annual frequency to facilitate capital planning for the Bank. The stress testing is done annually and is reviewed by the Board as part of annual review of ICAAP. Further, adequacy and

appropriateness of the liquidity stress scenarios are reviewed at least annually as part of review of the Internal Liquidity Adequacy Assessment Process (ILAAP). Also, an abridged stress testing is done quarterly under the framework approved by the Board and is reviewed by Management Committee and Board Risk Committee.

Credit Risk

Credit risk is the risk that losses may arise as a result of the Bank's borrowers or market counterparties failing to meet obligations under a contract. All credit risk related aspects are governed by the Credit Risk Management Policy (CRMP), which is approved and reviewed annually by the Board Credit Committee. The CRMP describes the principles which underpin and drive the Bank's approach to credit risk management together with the systems and processes through which they are implemented and administered.

The Bank ensures that there is independent challenge of credit proposals by adopting a two stage process whereby a commercial officer assesses and proposes a transaction or limit and this proposal is then reviewed independently and assessed by a credit officer within the risk team. The CRMP lays down a structured credit approval process, which includes the procedure for independent credit risk assessment and the assignment of an internal risk rating (IRR) to the borrower. The risk rating is a critical input in the credit approval process and is used as an input in arriving at the risk premium for the proposal.

The Bank uses credit rating software through which it assesses a variety of risks relating to the borrower and the relevant industry while assigning an internal rating. Borrower risk is evaluated by considering, inter alia:

- The financial position of the borrower, by analysing the quality of its financial statements, its past financial performance, its financial flexibility in terms of ability to raise capital and its cash flow adequacy;
- The borrower's relative market position and operating efficiency; and
- The quality of management by analysing its track record, payment record and financial conservatism.

Industry risk is evaluated by considering, inter alia:

- Certain industry characteristics, such as the importance of the industry to the economy, its growth outlook, cyclicalities and government policies relating to the industry;
- The competitiveness of the industry; and
- Certain industry financials, including return on capital employed, operating margins, and earnings stability.

After conducting an analysis of a specific borrower's risk, the Bank assigns an internal risk rating to the borrower. The Bank has a rating scale ranging from 'AAA' to 'D' (AAA signifying the highest level of credit worthiness and D signifying default). AAA to BBB- are considered as 'Investment Grade' while BB and below are considered as 'Non-Investment Grade'.

Credit approval

The delegation structure for approval of credit limits is approved by the Board Credit Committee. Credit proposals are approved by the respective delegated authorities including Executive Credit and

Risk Committee (ECRC) or the Board Credit Committee (BCC) based on, inter alia, the amount and internal risk rating of the facility. All credit proposals put up to the BCC are evaluated first by the ECRC.

The Credit Risk team is also responsible for the following with respect to managing the Bank's credit risk:

- Developing credit policies in consultation with the Corporate Banking Group and Retail Banking Group which cover collateral management, the credit rating framework, provisioning, etc.
- Establishing the delegation of sanctioning powers available to individuals, singly or jointly, and the credit committees which are documented in the Credit Approval Authorisation Manual.
- Limiting and monitoring concentrations of exposure to counterparties, geographies, industrial sectors, internal rating categories, etc.
- Performing portfolio specific reviews, thematic reviews and presenting the results to the BCC for guidance
- Performing periodic credit stress tests on the Bank's portfolio and communicating the results to the BCC.

The Lending Services Operations Group (LSOG) is responsible for credit administration which includes monitoring compliance with the terms and conditions prior to disbursement. It also reviews the completeness of documentation and creation of security.

Concentration risk

Concentration risk arises from significant exposures to groups of counterparties where likelihood of default is driven by common underlying factors, e.g. sector, economy, geographical location, instrument type. The key parameters of risk concentrations measured in the Bank include sectoral, country, rating category based, product specific exposures, counterparty and large exposures. To manage these risks, limits have been stipulated in the risk appetite framework. These are monitored and reported to BCC at quarterly intervals.

Credit monitoring

Credit quality is monitored on an ongoing basis but can also be triggered by any material credit event coming to the Bank's notice through either primary or secondary sources. The Bank has established a credit forum for its corporate exposures, which is comprised of Heads of Businesses and the Head of Risk. The credit forum focuses on management & monitoring of impaired and watch list assets/investments and also monitors developments in the Bank's portfolio through the Early Warning Indicators (EWI) framework to identify potential vulnerabilities. It is the Bank's policy to review borrower accounts at least on an annual basis or at shorter interval(s) if recommended by the credit officer or the relevant sanctioning committee. A risk based asset review framework has been put in place wherein the frequency of asset review would be higher for cases with higher exposure and/or lower credit rating. The Bank has established an approach to assets under watch as an additional tool for monitoring exposures which show or are expected to show signs of weakness. The assets under watch are reviewed on a quarterly basis by the BCC, in addition to review and monitoring by the ECRC. The Bank documents the 'lessons learned' from its experiences of exposures against which specific provisions have been made. These are presented jointly by the Business and Risk groups to the BCC.

Credit risk is also managed at the portfolio level by monitoring and reporting risk dashboards to the Board at specified intervals. The credit risk dashboard is constructed using key risk indicators for underlying portfolio rating, counterparty concentration, geographical concentration, stressed assets, breaches in risk appetite, sectoral concentration, recovery risk and documentation risk.

The segregation of responsibilities and oversight by groups external to the business groups ensure adequate checks and balances.

Internal risk rating of the Bank's investment portfolio:

	March 31, 2023	March 31, 2022	March 31, 2023	March 31, 2022
	USD 000s	restated* USD 000s	INR million	restated* INR million
AAA	321,832	347,889	26,445	28,586
AA+	39,177	91,904	3,219	7,552
AA	71,927	56,570	5,910	4,648
AA-	157,582	-	12,948	-
A+	19,150	15,306	1,574	1,258
A & A-	23,879	8,605	1,962	707
Non rated	4,710	5,872	387	483
Total	638,257	526,146	52,445	43,234

*refer note no 44 for further details of restatements.

Credit quality of loan portfolio

The definition of internal risk rating for the loans and advances are given below:

AAA to AA-	: Highest safety/High Safety
A+ to A-	: Adequate safety
BBB+ to BBB-	: Moderate safety
BB and below	: Inadequate safety/High risk

The Bank's internal risk rating scale is a measure of relative credit worthiness and does not map exactly with that of external rating agencies.

The exposure detailed below for loans and advances to banks and customers are gross of collective and specific impairment.

Loans and advances to banks

Internal risk rating of loans and advances to banks

Rating	March 31, 2023	March 31, 2022	March 31, 2023	March 31, 2022
--------	----------------	----------------	----------------	----------------

	USD 000s	restated* USD 000s	INR million	restated* INR million
AAA to AA-	190,258	140,658	15,634	11,559
A+ to A-	-	164	-	13
BBB+ to BBB-	152	669	12	55
Total	190,410	141,491	15,646	11,627

*refer note no 44 for further details of restatements.

Loans and advances to customers

The details of the rating distribution have been provided in the following three categories:

(a) Internal risk rating of loans and advances to customers

	March 31, 2023	March 31, 2022	March 31, 2023	March 31, 2022
Rating	USD 000s	restated* USD 000s	INR million	restated* INR million
AAA to AA-	259,094	76,389	21,290	6,277
A+ to A- [#]	453,390	742,616	37,257	61,021
BBB+ to BBB- ^{##}	141,699	310,570	11,643	25,520
BB and below ^{###}	90,169	97,280	7,410	7,993
Total	944,352	1,226,855	77,600	100,811

*refer note no 44 for further details of restatements.

During FY2023, the Bank has adopted S&P's Real Estate Asset Finance scorecard and methodology for evaluating exposures for its LAP portfolio. The ratings derived from the S&P methodology have been mapped to Bank's internal rating scale. The Bank has used these internal ratings for portfolio classification at March 31, 2023, while the Bank had used slotting criteria under the Basel framework for portfolio classification at March 31, 2022.

[#] Includes (2022: USD 442.4 million (*INR 36,352 million)) of loans classified as "Strong"; the classification is based on the supervisory slotting criteria under the Basel framework.

^{##} Includes (2022: USD 114.9 million (*INR 9,441 million)) of loans classified as "Good"; the classification is based on the supervisory slotting criteria under the Basel framework.

^{###} Includes (2022: USD 13.0 million (*INR 1,068 million)) of loans classified as "Satisfactory"; the classification is based on the supervisory slotting criteria under the Basel framework.

Industry exposure

The following is an analysis of loans and advances to customers by industry:

March 31, 2023	March 31, 2022	March 31, 2023	March 31, 2022
USD 000s	restated* USD 90	INR million	restated* INR

INR figures are unaudited

		000s		million
Industrials	79,000	148,635	6,491	12,213
Consumer Discretionary	100,014	124,582	8,218	10,237
Consumer Staples	42,938	56,104	3,528	4,610
Energy	43,724	60,087	3,593	4,937
Financials	84,705	75,419	6,960	6,197
Gems and Jewellery	10,164	14,349	835	1,179
Healthcare	21,353	21,355	1,755	1,755
Materials	108,617	144,233	8,925	11,852
Real Estate*	445,608	573,967	36,616	47,163
Telecom Services	8,229	8,124	676	668
Total	944,352	1,226,855	77,597	100,811

*refer note no 44 for further details of restatements.

Collateral management

The Bank has a policy on collateral management and credit risk mitigation which provides guidance for identifying eligible collateral as per the relevant articles of the Capital Requirements Regulation (CRR).

Apart from obtaining eligible collateral for capital relief, the Bank endeavours to reduce or mitigate, to the extent possible, the credit risk on credit facilities by way of securing the facilities with appropriate collateral. The Bank determines the appropriate collateral for each facility based on the type of product, the counterparty and the appropriateness of the collateral typically offered in the jurisdiction of the borrower.

The security accepted by the Bank includes cash deposits, pledge/contractual comfort over equity shares (both listed and unlisted), charges over fixed assets (including plant and machinery and land and building) for term loans, charges over current assets for working capital finance, charges on specific receivables with escrow arrangements, mortgages on residential/commercial property, assignment of underlying project contracts for project finance loans. The Bank also accepts corporate guarantees and related support undertakings from borrower group entities for mitigating credit risk. The Bank has a collateral management policy which details the types of collaterals, frequency of valuation and valuation adjustments. The Bank also has a collateral valuation policy for cases assessed for specific provisions. The Bank applies Basel II guidelines on the collateral available with the Bank for its internally rated portfolio to determine the Loss Given Default (LGD) and haircuts applicable against each collateral for computing the collective provisioning requirements.

The Bank's risk appetite framework has prescribed a limit on the quantum of unsecured exposures.

The CRMP provides guidance on identifying and defining secured facilities and valuing the underlying security. The Bank monitors and reports the proportion of unsecured exposures in the loans and advances portfolio to the ECRC on a monthly basis and to the BCC on a quarterly basis.

As per the policy, the basis of valuation depends on the type of security. The CRMP details the general basis of valuation of various collateral and the expected frequency of valuation. Management may apply haircuts (in the range of 10%-20%) to the valuations if required (for example, when the valuation available is not recent and may not reliably reflect the recoverable value of the security).

The table below provides the value of collateral/collaterals held by the Bank:

Loans and advances to customers	March 31, 2023	March 31, 2022	March 31, 2023	March 31, 2022
	USD 000s	USD 000s	INR million	INR million
Collateral value	546,313	789,235	44,891	64,851
Gross loan and advances against which collateral held	944,352	1,226,855	77,597	100,811

The collateral value was computed as the value of collateral or loans and advances amount, whichever is lower.

Value of collateral held against loans and advances to banks as at March 31, 2023 is NIL (2022:NIL).

The collateral valuations in the table above are based on the valuation available from the latest available audited financial statements of the security provider, valuation reports for tangible assets wherever applicable, and reports from security trustee/market value of listed shares for loans against the shares. The valuations exclude any charges which might be incurred for selling or obtaining the collateral, or time value. In the ordinary course of business, the Bank pursues litigation in order to recover any overdue exposures. Sometimes the successful outcome of litigation can be material to the results of the Bank.

The maximum amount of on balance sheet credit risk, without taking account any collateral or netting arrangements, as at March 31, 2023 is approximately USD 2.1 billion (*INR 175 billion) (2022: USD 2.2 billion; *INR 183 billion). The maximum amount of off balance sheet credit risk on guarantees and letters of credit is approximately USD 59 million (*INR 4,876 million) (2022: USD 116 million; *INR 9,520 million). Potential credit risk on financial instruments is detailed in Note 19.

The collateral value in the above table excludes the value of such collateral which the Bank may accept to manage its risks more effectively such as a second charge on assets, other liens and corporate guarantees and related support undertakings from borrower group entities. The Bank has applied appropriate haircuts when calculating the collateral value detailed above.

The Bank follows FRS102 guidelines for collective impairment wherein the provisioning is determined based on underlying credit risk and is sensitive to various factors including credit ratings and economic scalars for countries and sectors. For example, a 5% increase in all country scalars would result in USD 0.05 million (FY2022: USD 0.3 million) increase in the collective impairment allowance and 5% increase in LGD and PD would result in USD 0.08 million (FY2022: USD 0.3 million) increase in the collective impairment allowance.

Market risk

Market risk is the possibility of loss arising from changes in the value of a financial instrument as a result of changes in market variables such as interest rates, exchange rates, credit spreads and other asset prices. It also includes the interest rate risk in the banking book (IRRBB). The Bank's key policies for managing market risk as approved by the BRC/ ALCO are:

- Treasury policy manual and mandate (TPMM) which also includes the trading book policy statement (TBPS)
- IRRBB management policy

- Valuation, model validation policy and independent price verification policy

These policies are designed to ensure that transactions in securities, foreign exchange and derivatives are conducted in accordance with sound and acceptable business practices as well as regulatory guidelines and laws governing such transactions. The policies are reviewed periodically to take into account changed business requirements, the economic environment and revised policy guidelines.

The key market risks to which the Bank is exposed relate to:

- Price risk - Price risk is the risk to the fair value of investments arising out of changes in the market rates. The Bank monitors the price risk through price value of basis point (PV01), value at risk (VaR) and cumulative stop loss limits. The risk appetite of the Bank includes limits for such risk metrics. The Bank does not have material trading book subjected to mark to market risk. The Bank hedges most of its AFS bond investments to minimise impact due to interest rate changes by entering into interest rate swaps. In view of this, price risk is not deemed as material risk. Further, the Bank has discussed price risk through the section on VaR and also through the impact of a change in interest rates on investments held in the AFS portfolio.
- Interest rate risk – Interest rate risk is defined as the risk of loss which the Bank will incur as a result of an increase or decrease in interest rates. Interest income and expense from interest sensitive assets and liabilities are impacted by changes in interest rates. The overall value of the investment portfolio, the underlying value of the Bank's other assets, its liabilities, and off balance sheet (OBS) instruments are also impacted due to changes in interest rates because the present value of future cash flows changes when interest rates change.

Interest rate risk on the balance sheet is measured by the use of re-pricing gap reports and estimating the sensitivity of the Bank's net interest income (defined as Delta NII) to changes in interest rates. The sensitivity is calculated for various interest rate scenarios across different currencies that the Bank's balance sheet is exposed to in accordance with the PRA prescribed interest rate shocks including a standard scenario of a 200 basis points adverse change in the level of interest rates. The various limits set for interest rate risk are monitored and the utilisations reported to the ALCO and BRC on a periodic basis.

The Bank uses Duration of Equity (DoE) as an all-encompassing measure, which takes into consideration the duration and value of both assets and liabilities. DoE is a measure of interest rate sensitivity, which indicates how much the market value of equity would change if interest rates change by 1%. Currently a limit band of -2.8 to +2.8 has been prescribed for the overall net DoE of the Bank. Additionally, the Bank computes Delta EVE for various PRA prescribed interest rate scenarios across different currencies that the Bank's balance sheet is exposed to including a standard scenario of a 200 basis points adverse change in the level of interest rates.

Further, to manage the interest rate risk in the investment portfolio and ineffective derivatives, the Bank uses various risk metrics such as value-at-risk (VaR), price value of basis point (PV01) and credit spread per basis point (CS01).

- Forex risk – This risk arises due to positions in non-US Dollar denominated currencies, which in turn arise from assets and liabilities in those currencies. Foreign exchange risk is managed within the Treasury function in accordance with approved position limits. The net overnight open position (NOOP) of the Bank as at March 31, 2023 was USD 2.5 million (*INR 207.9 million) (2022: USD 1.9 million; *INR 165.9 million).

The Bank has devised various risk metrics for different products and investments. These risk metrics are measured and reported to senior management by an independent Treasury Control and Services

Group (TCSG). Some of the risk metrics adopted by the Bank for monitoring its risks are VaR, DoE, Delta NII, Delta EVE, PV01 and stop loss amongst others. The risk appetite of the Bank includes limits for these risk metrics.

* VaR is calculated using a parametric approach at a 99% confidence level over a one day holding period. The total VaR for the Bank's AFS book portfolio, including its investment portfolio as at March 31, 2023 was USD 1.8 million (*INR 147.9 million) (2022: USD 1.2 million; *INR 98.6 million). The maximum, average and minimum VaR during the year for the AFS book portfolio, including its investment portfolio, was USD 1.8 million (*INR 147.9 million) (2022: USD 2.5 million; *INR 205.5 million), USD 1.3 million (*INR 106.8 million) (2022: USD 1.0 million; *INR 82.2 million) and USD 0.9 million (*INR 74.0 million) (2022: USD 0.7 million; *INR 57.5 million) respectively.

The impact of an increase in interest rates on investments held in the AFS portfolio (bonds, asset backed securities, treasury bills and government securities), assuming a parallel shift in yield curve, has been set out in the following table:

Particulars	March 31, 2023	March 31, 2022	March 31, 2023	March 31, 2022
	USD 000	USD 000	INR million*	INR million*
Portfolio size (Market value)	375,451	299,976	30,851	24,649
Change in value due to 200 bps movement in interest rate	(22,215)	(15,681)	(1,825)	(1,289)

The impact of a decrease in interest rates on investments held in the AFS portfolio (bonds, asset backed securities, treasury bills and government securities), assuming a parallel shift in yield curve, has been set out in the following table:

Particulars	March 31, 2023	March 31, 2022	March 31, 2023	March 31, 2022
	USD 000	USD 000	INR million*	INR million*
Portfolio size (Market value)	375,451	299,976	30,851	24,649
Change in value due to 200 bps movement in interest rate	22,215	15,681	1,825	1,289

Volatility in interest rates has an impact on an entity's interest earnings. The impact of an increase/decrease in interest rates on the Bank's net interest income (Delta NII) as at March 31, 2023, assuming a parallel shift in the yield curve, has been set out in the following table:

Equivalent in USD million			Equivalent in INR million		
Currency	Impact on Net Interest Income over a one year horizon		Currency	Impact on Net Interest Income over a one year horizon	
	Increase in interest rates by 200 bps	Decrease in interest rates by 200 bps		Increase in interest rates by 200 bps	Decrease in interest rates by 200 bps
USD	(0.2)	0.2	USD	(16)	16

GBP	0.7	(3.0)	GBP	58	(247)
EUR	(0.1)	0.1	EUR	(8)	8
Other currencies	(0.0)	0.0	Other currencies	0	0
Total	0.4	(2.7)	Total	34	(223)

The equivalent impact analysis as at March 31, 2022 is set out in the following table:

Equivalent in USD million

Currency	Impact on Net Interest Income over a one year horizon	
	Increase in interest rates by 200 bps	Decrease in interest rates by 200 bps
USD	0.5	2.5
GBP	0	(6.3)
EUR	(0.5)	3.0
Other currencies	0	0.0
Total	0.0	(0.8)

Equivalent in INR million*

Currency	Impact on Net Interest Income over a one year horizon	
	Increase in interest rates by 200 bps	Decrease in interest rates by 200 bps
USD	41	205
GBP	0	(518)
EUR	(41)	247
Other currencies	0	0
Total	0	(66)

Liquidity risk

Liquidity risk arises due to insufficient available cash flows including the potential difficulty of resorting to the financial markets in order to meet payment obligations. The Bank's key policies for managing liquidity risk, as approved by the Board, are:

- Internal Liquidity Adequacy Assessment Process (ILAAP)
- Liquidity contingency, Recovery and Resolution plan (LC-RRP)

The Bank has implemented the CRD V liquidity guidelines as specified by PRA. As per the guidelines, the Bank has prepared an ILAAP document outlining the liquidity risk appetite of the Bank. The ILAAP document sets out the framework used to ensure that the Bank maintains sufficient liquidity, including periods of stress. This has been done through the robust liquidity stress testing under various identified scenarios. Under each scenario, the Bank assesses the behaviour of each liquidity risk drivers and estimates the amount of liquidity required to mitigate net stress outflows. The stress testing is carried out daily. The results of the stress test are reported to the ALCO, BRC and Board on a monthly and quarterly basis respectively. The Bank also monitors the Basel III liquidity ratios LCR and NSFR as prescribed by the CRD V liquidity guidelines prescribed by the PRA.

The Bank also has a LC-RRP which details the overall approach and actions the Bank would undertake in order to manage the Bank's liquidity position during stressed conditions. The LC-RRP addresses both the funding and operational requirements of the Bank and sets-out a funding, operational and communication plan to enable the Bank to deal with a liquidity crisis. In summary,

the Bank seeks to follow a conservative approach in its management of liquidity and has in place, a robust governance structure, policy framework and review mechanism to ensure availability of adequate liquidity even under stressed market conditions.

The Bank differentiates liquidity risk between funding liquidity risk and market liquidity risk. Funding liquidity risk is the risk when the Bank will not be able to efficiently meet cash flow requirements in a timely manner for its payment obligations including liability repayments, even under adverse conditions, and to fund all investment/lending opportunities, even under adverse conditions. Market liquidity refers to the Bank's ability to execute its transactions and to close out its positions at a fair market price. This may become difficult in certain market conditions either because of the underlying product itself or because of the Bank's own creditworthiness.

The Bank's liquidity risk management philosophy is to be able, even under adverse conditions, to meet all liability repayments on time and to fund all investment opportunities by raising sufficient funds either by increasing liabilities or by converting assets into cash expeditiously and at reasonable cost.

The Bank maintains a diversified funding base comprising retail, corporate customer deposits and institutional balances. These deposits are augmented by wholesale deposits, borrowings and through issuance of bonds and subordinated debt from time to time. Loan maturities and sale of investments also provide liquidity. Further, the Bank holds unencumbered HQLA to protect against stress conditions.

The Bank monitors and manages its overall liquidity risk appetite by ensuring that it maintains liquidity coverage ratio above regulatory requirements, by having adequate liquid assets for projected stressed outflows under various scenarios and also by ensuring that its liquidity gap position is within the approved limit for the various time buckets. This framework is further augmented by defining risk limits for certain liquidity risk drivers. ALCO and BRC review these parameters on monthly and quarterly basis respectively.

The Bank mitigates the risk of a liquidity mismatch in excess of its risk appetite by managing the liquidity profile of the balance sheet through both short-term liquidity management and a long-term funding strategy. Short-term liquidity management is considered from two perspectives; firstly, business as usual and secondly, stressed conditions, both of which relate to funding in the less than one-year time horizon. Longer term funding is used to manage the Bank's strategic liquidity profile which is determined by the Bank's balance sheet structure.

The Bank uses various tools for measurement of liquidity risk including the statement of structural liquidity (SSL), dynamic cash flow reports, liquidity ratios and stress testing through scenario analysis. The SSL is used as a standard tool for measuring and managing net funding requirements and for assessing the surplus or shortfall of funds in various maturity buckets in the future. The Bank also prepares dynamic cash flow reports, which in addition to scheduled cash flows, also consider the liquidity requirements pertaining to incremental business and the funding thereof.

As part of the stock and flow approach of monitoring liquidity, the Bank monitors certain liquidity ratios covering various liquidity risk drivers inter-alia short-term liquidity risk, structural mismatch risk, wholesale funding risk, off balance sheet risk and non-marketable assets risk as detailed in the Bank's ILAAP. The customer advances to total assets ratio provides a measure of the structural liquidity of the Bank's asset portfolio. The ratio as at March 31, 2023 was 0.5 (0.6 as at March 31, 2022).

Refer Note 39 for details on the cash flow payable under contractual maturity.

39 Cash flow payable under contractual maturity

At March 31, 2023, the contractual maturity comprised

USD 000s

	Less than 3 months	More than 3 months but not more than 6 months	More than 6 months but not more than 1 year	More than 1 year but not more than 5 years	More than 5 years	Total
Deposits by banks	14,002	18,454	-	-	-	32,456
Customer accounts	952,517	290,069	302,052	97,529	-	1,642,167
Other liabilities	15,851	-	-	22,017	-	37,868
Derivative financial liabilities#	5,996	2,322	2,170	17,127	824	28,439
Accruals and deferred income	9,734	-	-	-	-	9,734
Bonds and medium term notes	151	-	25,000	-	-	25,151
Subordinated debt	-	72,768	-	-	-	72,768
Total Liabilities	998,251	383,613	329,222	136,673	824	1,848,583

At March 31, 2023, the contractual maturity comprised

INR million*

	Less than 3 months	More than 3 months but not more than 6 months	More than 6 months but not more than 1 year	More than 1 year but not more than 5 years	More than 5 years	Total
Deposits by banks	1,151	1,516	-	-	-	2,667
Customer accounts	78,268	23,835	24,820	8,014	-	134,937
Other liabilities	1,302	-	-	1,809	-	3,111
Derivative financial liabilities#	493	191	178	1,407	68	2,337
Accruals and deferred income	800	-	-	-	-	800
Bonds and medium term notes	12	-	2,054	-	-	2,066
Subordinated debt	-	5,979	-	-	-	5,979
Total Liabilities	82,026	31,521	27,052	11,230	68	151,897

*excludes Credit Value Adjustment (CVA) and Debit Value Adjustment (DVA) for the derivative portfolio which amounted to USD 45 thousand (2022: USD 10 thousand).

At March 31, 2022, the contractual maturity comprised

restated* USD 000s

	Less than 3 months	More than 3 months but not more than 6 months	More than 6 months but not more than 1 year	More than 1 year but not more than 5 years	More than 5 years	Total
Deposits by banks	-	-	10,022	18,850	-	28,872
Customer accounts	1,247,959	165,000	82,060	49,911	-	1,544,930
Other liabilities	6,805	1,507	-	7,245	-	15,557
Derivative financial liabilities	5,766	7,174	2,827	667	1,764	18,198
Accruals and deferred income	10,246	-	-	-	-	10,246
Bonds and medium term notes	16,717	105,000	-	25,001	-	146,718
Subordinated debt	-	43	-	73,156	-	73,199
Repurchase Agreements	27,426	34,948	26,300	-	-	88,674
Total Liabilities	1,314,919	313,672	121,209	174,830	1,764	1,926,394

At March 31, 2022, the contractual maturity comprised

restated* INR million

	Less than 3 months	More than 3 months but not more than 6 months	More than 6 months but not more than 1 year	More than 1 year but not more than 5 years	More than 5 years	Total
Deposits by banks	-	-	824	1,549	-	2,373
Customer accounts	102,545	13,558	6,743	4,101	-	126,947
Other liabilities	559	124	-	595	-	1,278
Derivative financial liabilities	474	589	232	55	145	1,495
Accruals and deferred income	842	-	-	-	-	842
Bonds and medium term notes	1,374	8,628	-	2,054	-	12,056
Subordinated debt	-	4	-	6,011	-	6,015
Repurchase Agreements	2,254	2,872	2,161	-	-	7,287
Total Liabilities	108,048	25,775	9,960	14,365	145	158,293

*refer note no 44 for further details of restatements.

The balances as noted above incorporate all cash flows on an undiscounted basis which relates to the principal and future coupon payments (except for trading liabilities and trading derivatives).

The Bank does not have any convertible debt securities as on March 31, 2023 (Nil for March 31, 2022)

40 Derivative financial instruments

The Bank enters into various financial instruments as principal to manage balance sheet interest rate and foreign exchange rate risk. These mainly include interest rate swaps and exchange rate related contracts.

Exchange rate related contracts include spot, currency swaps and forward transactions. The Bank's currency swap transactions generally involve an exchange of currencies and an agreement to re-exchange the currency at a future date where the swaps relate to assets and liabilities denominated in different currencies.

The Bank uses derivatives to mitigate interest rate risk. Hedge accounting is applied to derivatives and hedged items when the criteria under IAS 39 for financial instruments as permitted by FRS 102, have been met. The swaps exchange fixed rate for floating rate on assets/liabilities to match the floating rates paid/received on funding or exchanges fixed rates on funding to match the floating rates received/paid on assets/liabilities. For qualifying hedges, the fair value changes of the derivative are substantially matched by corresponding fair value changes of the hedged item, both of which are recognised in profit and loss.

The Bank has computed the Credit Value Adjustment (CVA) and Debit Value Adjustment (DVA) for the derivative portfolio which amounted to USD 50 thousand (*INR 4 million) and USD 5 thousand (*INR 0.5 million) respectively. The probability of defaults (PD) used for computation of CVA/DVA are in line with the PDs used for collective provision computation at March 31, 2023. The loss given default (LGD) of 45% is used for the calculation (except for real estate transactions) based on Basel guidelines for credit risk capital charge computation under foundation Internal Risk Based (IRB) approach for senior unsecured claims. The CVA for real estate transactions is calculated based on scalar adjusted expected loss.

Change in fair value under hedge accounting:

The Bank enters into fixed-for-floating-interest-rate swaps to manage the exposure to changes in fair value caused by movements in market interest rates on certain fixed-rate financial instruments that are not measured at fair value through profit or loss, including debt securities held and issued. As at March 31, 2023, the notional amounts of interest rate swaps and foreign exchange contracts designated as fair value hedges were USD 686 million (*INR 56,343 million) (2022: USD 260 million; *INR 21,379 million) and these contracts had a net positive fair value of USD 12.2 million (*INR 1,005 million) (2022: net positive fair value of USD 3.67 million; *INR 302 million). The notional principal amounts of these instruments are not indicative of the amounts at risk which are smaller amounts payable under the terms of these instruments and upon the basis of the contract or notional principal amount. Derivatives contracts in the non-trading book are used for hedging purposes only and are accounted for on this basis and are executed with bank counterparties for whom volume and settlement limits have been approved. Counterparty group limits are approved for connected exposures.

The methodologies for the valuation of derivative products are defined in the Valuation Policy of the Bank, which has been approved by the Board Risk Committee of the Bank. The Bank uses swap rates, cross currency basis spreads and spot rates as inputs for the valuation of currency swaps and foreign exchange forward transactions. Further, the Bank uses swap rates and interest rate basis spreads as inputs for the valuation of interest rate swaps. Inputs are drawn from Reuters on a real time basis. While the currency wise cash flows for currency swaps and forward transactions are discounted with the appropriate swap rate for the respective currency and the applicable cross currency basis spread, cash flows for interest rate swaps are discounted with the appropriate zero

rate for the currency. Further, the floating rate cash flows for currency swaps and forward transactions are calculated from the zero rates derived from the swap curve and the appropriate basis spread applicable for the currency. The floating rate cash flows for interest rate swaps are calculated from the zero rates derived from the swap curve and the appropriate interest rate basis applicable for the currency.

	March 31, 2023	March 31, 2022	March 31, 2023	March 31, 2022
	USD 000s	USD 000s	INR million	INR million
Change in fair value of hedged items recognised in profit and loss account	(4,991)	(7,798)	(411)	(640)
Investments	(5,422)	(10,346)	(446)	(850)
Borrowings	(82)	2,769	(07)	228
Loans and receivable	-	-	-	-
Deposits	513	(221)	42	(18)
Change in fair value of hedged instruments recognised in profit and loss account#	5,450	8,026	448	659

#excludes Credit Value Adjustment (CVA) and Debit Value Adjustment (DVA) for the derivative portfolio which amounted to USD 45 thousand (2022: USD 10 thousand).

Principal amounts of derivative financial instruments

As at March 31, 2023

USD 000s

Instrument	Non-trading Notional Principal	Trading Notional Principal	Gross Positive Fair Value	Gross Negative Fair Value#
Foreign exchange contracts	72,982	1,186,585	17,121	9,054
Interest rate	612,709	835,730	31,068	19,384
Total	685,691	2,022,315	48,189	28,438

As at March 31, 2023

INR million*

Instrument	Non-trading Notional Principal	Trading Notional Principal	Gross Positive Fair Value	Gross Negative Fair Value
Foreign exchange contracts	5,997	97,502	1,406	744
Interest rate	50,346	68,672	2,554	1,593
Total	56,343	166,174	3,960	2,337

Principal amounts of derivative financial instruments

As at March 31, 2022

USD 000s

Instrument	Non-trading Notional Principal	Trading Notional Principal	Gross Positive Fair Value	Gross Negative Fair Value#
Foreign exchange contracts	72,982	844,822	8,964	10,377
Interest rate	187,200	787,698	11,132	7,821
Total	260,182	1,632,520	20,096	18,198

As at March 31, 2022

INR million*

Instrument	Non-trading Notional Principal	Trading Notional Principal	Gross Positive Fair Value	Gross Negative Fair Value#
Foreign exchange contracts	5,997	69,419	737	853
Interest rate	15,382	64,725	915	643
Total	21,379	134,144	1,652	1,496

#excludes Credit Value Adjustment (CVA) and Debit Value Adjustment (DVA) for the derivative portfolio which amounted to USD 45 thousand (2022: USD 10 thousand)

Derivative financial instruments by valuation hierarchy

As at March 31, 2023

USD'000s

	Foreign exchange contracts		Interest rate	
	Gross Positive Fair Value	Gross Negative Fair Value#	Gross Positive Fair Value	Gross Negative Fair Value#
Level 2	17,121	9,054	19,788	8,744
Level 3	-	-	11,280	10,640
Total	17,121	9,054	31,068	19,384

As at March 31, 2023

INR million*

	Foreign exchange contracts		Interest rate	
	Gross Positive Fair Value	Gross Negative Fair Value#	Gross Positive Fair Value	Gross Negative Fair Value#
Level 2	1,406	744	1,626	718
Level 3	-	-	927	874
Total	1,406	744	2,553	1,592

As at March 31, 2022

USD'000s

	Foreign exchange contracts		Interest rate	
	Gross Positive Fair Value	Gross Negative Fair Value #	Gross Positive Fair Value	Gross Negative Fair Value #
Level 1	72	4		
Level 2	8,892	10,373	7,519	4,966
Level 3	-	-	3,613	2,855
Total	8,964	10,377	11,132	7,821

As at March 31, 2022

INR million*

	Foreign exchange contracts		Interest rate	
	Gross Positive Fair Value	Gross Negative Fair Value #	Gross Positive Fair Value	Gross Negative Fair Value #
Level 1	6	0	-	-
Level 2	731	852	618	408
Level 3	-	-	-	235
Total	737	852	618	643

*excludes Credit Value Adjustment (CVA) and Debit Value Adjustment (DVA) for the derivative portfolio which amounted to USD 45 thousand (2022: USD 10 thousand).

Exposures that completed the transition for the IBOR reform

Following the financial crisis, the replacement of benchmark interest rates such as LIBOR and other interbank offered rates ('IBORs') has become a priority for global regulators. Interest rate benchmarks including, among others, the London Interbank Offered Rate (LIBOR), the Euro Interbank Offered Rate (EURIBOR), the Euro Overnight Index Average (EONIA) and certain other Interbank Offered Rates (IBORs) are being reformed. The Bank formed a Steering Committee chaired by the Head of Corporate Banking and attended by the executive management with regular meetings to monitor and discuss the developments related to IBOR reform.

The Financial Conduct Authority (FCA), announced on March 5, 2021, the future cessation or loss of representativeness of the 35 LIBOR benchmark settings currently published by ICE Benchmark Administration (IBA), an authorised administrator, regulated and supervised by the FCA.

- Publication of all seven euro LIBOR settings, all seven Swiss franc LIBOR settings, the Spot Next, 1-week, 2-month and 12-month Japanese yen LIBOR settings, the overnight, 1-week, 2-month and 12-month sterling LIBOR settings, and the 1-week and 2-month US dollar LIBOR settings ceased immediately after December 31, 2021.
- Publication of the overnight and 12-month US dollar LIBOR settings will cease immediately after June 30, 2023.

The FCA – as the global regulator of LIBOR – announced on April 3, 2023 that, under the UK Benchmarks Regulation, the methodology for US dollar LIBOR for tenors 1, 3 and 6 months will change on the cessation of panel bank LIBOR to synthetic LIBOR for certain legacy contracts, including bonds, until September 30, 2024. It is proposed that the synthetic US dollar rate should be the same as the replacement rate under the US LIBOR Act for as long as the synthetic rate for US

dollar LIBOR continues to be published. Publication of 1, 3 and 6 month synthetic US dollar LIBOR is intended to cease on September 30, 2024.

Progress made during FY 2023

The Bank has completed transition of all non USD LIBOR linked exposures to RFRs. During the year, the Bank has identified all its USD LIBOR linked exposures in the loan portfolio and has communicated transition options to its clients and transition process has already begun. The Bank endeavors to complete this process by June 30, 2023. The Bank has transitioned all its USD LIBOR linked derivative exposures to the alternate risk free rates except for one deal where the last reset is due in June 2023.

The publication of major US Dollar LIBOR is expected to continue till June 30, 2023 and the Bank will continue to work on its planned transition to alternative benchmark rates for US Dollar LIBOR referenced loan contracts.

The Bank has adhered to ISDA's IBOR protocol for transition of its legacy non-cleared derivatives trades with other counterparties who choose to adhere to the protocol.

The Bank has upgraded its internal systems to offer products linked to new Risk Free Rates (RFRs) and has ceased issuance of new products linked to LIBOR.

The Bank has adhered to ISDA's IBOR protocol for transition of its legacy non-cleared derivatives trades with other counterparties who choose to adhere to the protocol.

The IAS 39 requirements in respect of hedge accounting have been amended in two phases. The Phase 1 amendments, which were adopted by the Bank in April 2019, provide relief to the hedge accounting requirements prior to changing a hedge relationship due to the interest rate benchmark reform. The phase 2 amendments provide relief when changes are made to hedge relationships as a result of the interest rate benchmark reform.

The Bank continue to apply both Phase 1 and 2 amendments on hedging relationships as on March 31, 2023. There is no modification of financial instruments on which phase 2 relief applies.

The following table summarises the significant hedge accounting exposures impacted by the IBOR reform as at March 31, 2023,

USD 000s			
Current benchmark rate	Expected convergence to RFR	Nominal amount of hedged items directly impacted by IBOR reform	Nominal amount of hedging instruments directly impacted by IBOR reform
USD LIBOR	Secured Overnight Financing Rate (SOFR)	145,919	145,919
Total IBOR Notionals		145,919	145,919

INR million*			
Current benchmark rate	Expected convergence to RFR	Nominal amount of hedged items directly impacted by IBOR reform	Nominal amount of hedging instruments directly impacted by IBOR

			reform
USD LIBOR	Secured Overnight Financing Rate (SOFR)	11,990	11,990
Total IBOR Notionals		11,990	11,990

The following table summarises the significant exposures impacted by interest rate benchmark reform as at 31 March 2023:

USD 000		
Particulars	USD Libor	Other Libor
Non-derivative financial assets		
Loans and advances at amortised cost	123,008	-
Non-derivative financial liabilities		
Debt securities in issue	25,000	-
Total	148,008	-

INR 000		
Particulars	USD Libor	Other Libor
Non-derivative financial assets		
Loans and advances at amortised cost	10,108	-
Non-derivative financial liabilities		
Debt securities in issue	2,054	-
Total	12,162	-

The table below provides detail on the residual maturity of the above exposures:

USD 000					
Current benchmark rate	Within one year	Over one year but not more than two years	Over two years but not more than five years	Over five years but not more than ten years	Over ten years
Non-derivative financial assets					
Loans and advances at amortised cost					
USD LIBOR	61,759	12,696	48,553		
Other	-	-	-		
Loans and advances at fair value through other comprehensive income					
USD LIBOR					
GBP LIBOR					
Non-derivative financial liabilities					
Debt securities in issue					
USD LIBOR	25,000				
Total	86,759	12,696	48,553	-	-

INR 000

Current benchmark rate	Within one year	Over one year but not more than two years	Over two years but not more than five years	Over five years but not more than ten years	Over ten years
Non-derivative financial assets					
Loans and advances at amortised cost					
USD LIBOR	5,075	1,043	3,990		
Other	-	-	-		
Loans and advances at fair value through other comprehensive income					
USD LIBOR					
GBP LIBOR					
Non-derivative financial liabilities					
Debt securities in issue					
USD LIBOR	2,054	-			
Total	7,129	1,043	3,990		

41 Assets and liabilities denominated in foreign currency

Total assets / Liabilities (incl. Equity)	March 31, 2023 USD 000s	March 31, 2022 USD 000s	March 31, 2023 INR million	March 31, 2022 INR million
Denominated in US Dollars	917,482	878,635	75,389	72,197
Denominated in Sterling	904,394	973,842	74,314	80,021
Denominated in other currencies	320,184	389,496	26,310	32,005
Total assets	2,142,060	2,241,973	176,013	184,223
Denominated in US Dollars	509,908	748,151	41,899	61,476
Denominated in Sterling	1,407,481	1,232,707	115,653	101,291
Denominated in other currencies	224,671	261,115	18,461	21,456
Total liabilities	2,142,060	2,241,973	176,013	184,223

The above should not be considered to demonstrate the Bank's exposure to foreign exchange risk due to the existence of compensating exchange rate contracts as discussed in Note 40 which are held for hedging purposes.

The Bank follows a conservative policy with regard to its foreign exchange risk which is managed within the Treasury function in accordance with the position limits approved by the Board Risk Committee and by using value-at-risk measure. The Net overnight open position (NOOP) of the Bank as at March 31, 2023 was USD 2.5 million (*INR 207.9 million) (2022: USD 1.9 million; *INR 165.9 million).

42 Post balance sheet events

There have been no material events after the balance sheet date up until the date of signing these financial statements which would require disclosure or adjustments to the March 31, 2023 financial statements.

43 Ultimate parent company and parent undertaking of larger group of which the Bank is a member

The Bank is a wholly owned subsidiary of ICICI Bank Limited. The parent company is incorporated in India, having registered address at ICICI Bank Tower, Near Chakli Circle, Old Padra Road, Vadodara 390007, Gujarat, India. Copies of the group accounts for ICICI Bank Limited can be obtained from the Secretarial Department, ICICI Bank Limited, ICICI Bank Towers, Bandra-Kurla Complex, Mumbai 400051, India.

44 Prior period restatement

Accrued interest should be included as the amortised cost and fair value of financial assets and financial liabilities. Accrued interest was previously classified in "Prepayments and accrued income" and "Accruals and deferred income" rather than included in amortised cost and fair value of financial assets and financial liabilities. It has now been restated and reclassified within the relevant financial asset and liability balances for the current and prior financial year. This has resulted in a total reclassification of USD 8.2 million (INR 670 million) being reduced from "Prepayment and accrued income" and added in respective asset balances and USD 3.4 million (INR 282 million) being reduced from "Accrual and deferred income" and added in respective liability balances. There was no impact on profit, total assets, total liabilities or total equity due to this reclassification. The impacted notes to accounts are as per below table,

	Note	March 31, 2022 USD 000s	Security classification adjustment	Adjustment USD 000s	As restated USD 000s
Assets					
Investment in Government Securities	21	154,441	(1,008)	325	153,758
Loans and advances to banks	17	141,379		81	141,460
Loans and advances to customers	18	1,182,895		3,210	1,186,105
Investment Securities other than Government securities	21	366,804	1,008	4,534	372,346
Prepayments and accrued income		9,579		(8,150)	1,429
Total assets		1,855,098	-	-	1,855,098
Liabilities					
Deposits by banks	24	28,850		22	28,872
Customer accounts	25	1,541,957		2,973	1,544,930

ICICI Bank UK PLC
Strategic report, Directors' report and financial statements
March 31, 2023

Bonds and medium term notes	26	146,358	269	146,627
Accruals and deferred income		13,679	(3,433)	10,246
Subordinated debt	27	72,954	43	72,997
Repurchase Agreements	29	88,548	126	88,674
Total Liabilities		1,892,346	-	1,892,346