

# BARONSMEAD

Co No  
4115341

Baronsmead Second Venture Trust plc

# 2019

Half-yearly report for the six months ended  
31 March 2019



TUESDAY



\*T8B9ØXQH\*  
TC1 06/08/2019 #18  
COMPANIES HOUSE

# About Baronsmead Second Venture Trust plc

## Our Investment Objective

Baronsmead Second Venture Trust is a tax efficient listed company which aims to achieve long-term investment returns for private investors.

## Investment Policy

- To invest primarily in a diverse portfolio of UK growth businesses, whether unquoted or traded on AIM.
- Investments are made selectively across a range of sectors in companies that have the potential to grow and enhance their value.

## Dividend Policy

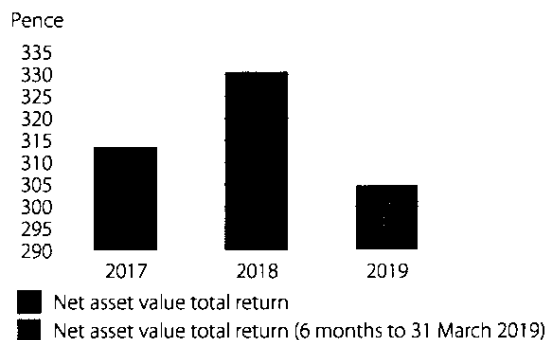
The Board of Baronsmead Second Venture Trust has the objective to maintain a minimum annual dividend level of around 6.5p per ordinary share if possible, but this depends primarily on the level of realisations achieved and cannot be guaranteed.

## Shareholder choice

The Board wishes to provide shareholders with a number of choices that enable them to utilise their investment in Baronsmead Second Venture Trust in ways that best suit their personal investment and tax planning requirements and in a way that treats all shareholders equally.

- **Fund raising** | From time to time the Company seeks to raise additional funds by issuing new shares at a premium to the latest published net asset value to account for issue costs. This enables shareholders seeking additional investments to do so with taxation relief.
- **Dividend Reinvestment Plan** | The Company offers a Dividend Reinvestment Plan which enables shareholders to purchase additional shares through the market in lieu of cash dividends. Approximately 1,338,000 shares were bought in this way during the six months to 31 March 2019.
- **Buy back of shares** | From time to time the Company buys its own shares through the market in accordance with its share price discount policy. Subject to certain conditions, the Company seeks to maintain a mid market share price discount of approximately 5.0 per cent to net asset value. In the six months to 31 March 2019, 2,634,000 shares were bought back representing 1.1 per cent of the shares in issue at 31 March 2019 at prices which represent an average 5.0 per cent discount to the latest published net asset value at the time the shares were bought back. By providing support to market pricing, this helps those shareholders who need to realise their investment.
- **Secondary market** | The Company's shares are listed on the London Stock Exchange and can be bought or sold by shareholders using a stockbroker or authorised share dealing service in the same way as shares of any other listed company.

## Financial Headlines



### NAV total return

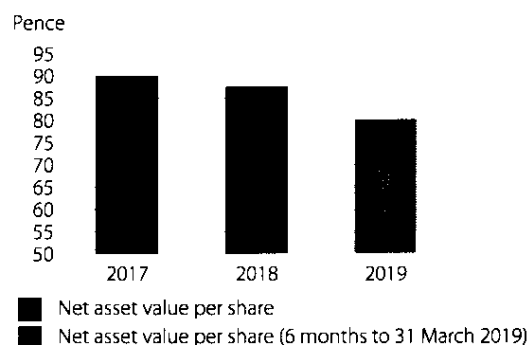
NAV total return to shareholders for every 100.0p invested at launch.

304.8p

£13m

### Funds raised

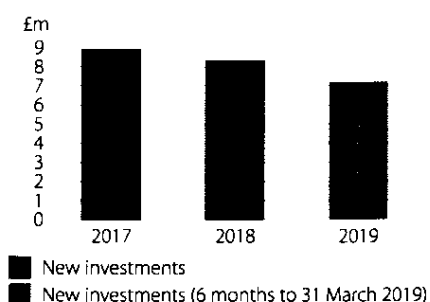
£13m raised in the period (before costs).



### Net asset value per share

Net asset value ("NAV") per share decreased 8.4 per cent to 80.3p in the six month period ended 31 March 2019.

(8.4)%

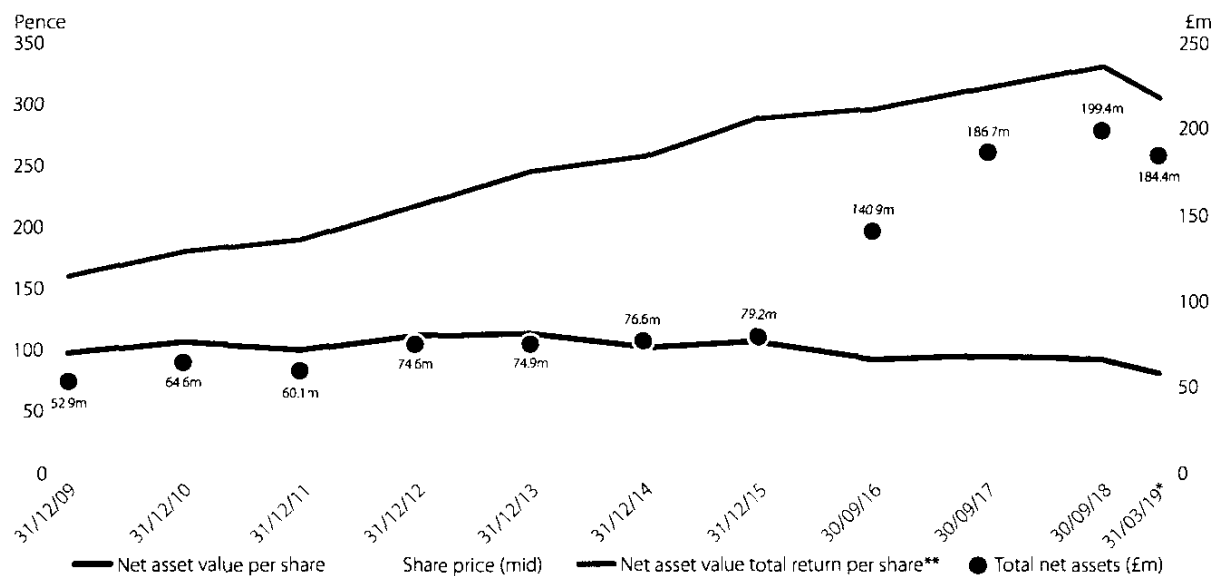


### New Investments

£7.2m investments made in the six months to 31 March 2019.

## Performance Summary

### Net Asset Value in the last ten years

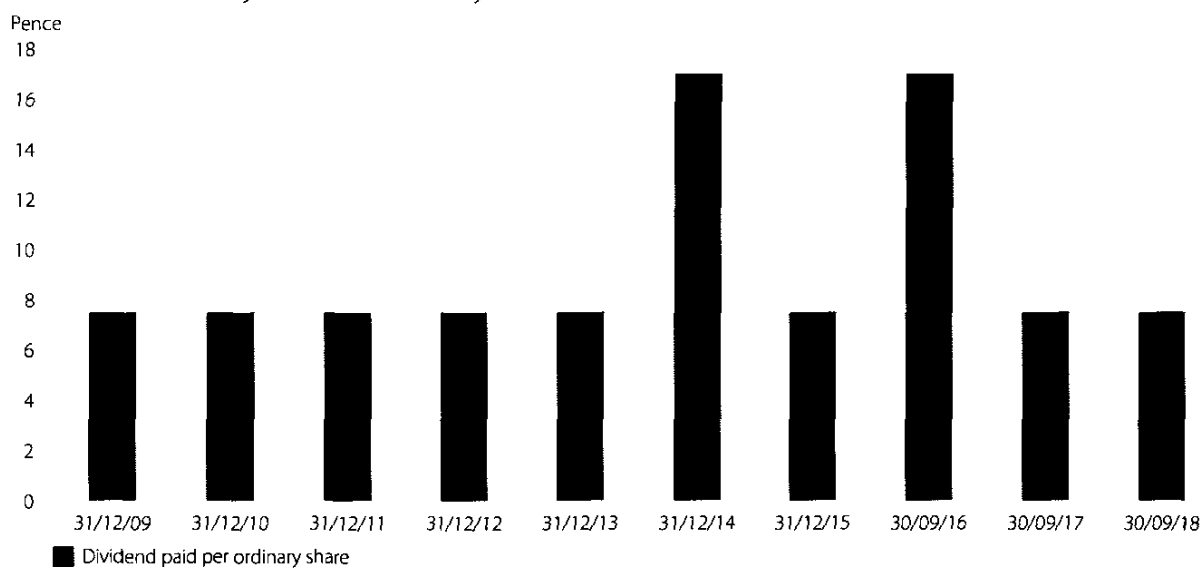


\*Six months to 31/03/19.

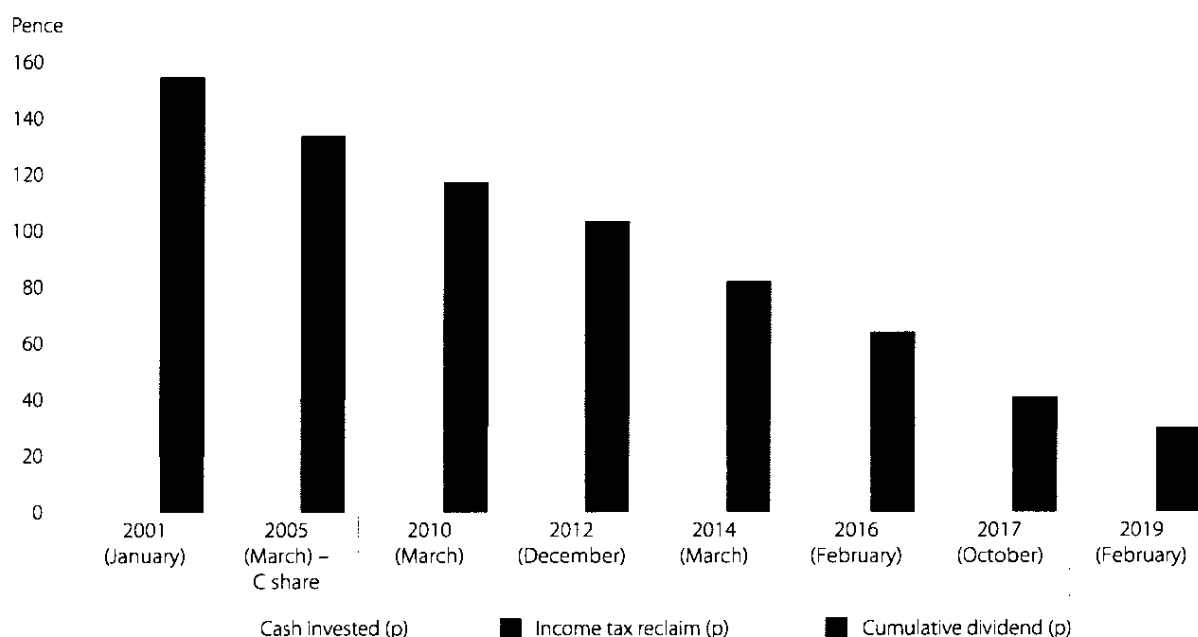
\*\*Net asset value total return (gross dividends reinvested) rebased to 100p.

Source: Gresham House Asset Management Ltd

### Dividend History in the last ten years



## Cash returned to shareholders by date of investment



The table below shows the cash returned to shareholders that invested in Baronsmead Second Venture Trust plc dependent on their subscription cost, including the income tax available to be reclaimed on the subscription.

	Subscription cost	Income tax relief	Income tax saved	Income tax credit	Income tax credit
	£	p	£	p	£
2001 (January)	100.0	20.0	80.0	134.8	154.8
2005 (March) – C share*	100.0	40.0	60.0	93.9	133.9
2010 (March)	103.1	30.9	72.2	86.5	113.9
2012 (December)	117.4	35.2	82.2	68.5	88.3
2014 (March)	112.4	33.7	78.7	48.5	73.1
2016 (February)	107.2	32.2	75.0	32.0	59.9
2017 (October)	97.5	29.2	68.2	12.0	42.3
2019 (February)	85.3	25.6	59.7	4.5	35.3

The total return could be higher for those shareholders who were able to defer a capital gain on subscription and the net sum invested may be less.

\* Dividends paid to C shareholders post conversion have been adjusted by the conversion ratio (0.85642528).

## Chairman's Statement



**John Davies**  
Chairman

The six months to 31 March 2019 saw steady positive progress from our unquoted investments, including three successful realisations. The quoted portfolio decreased by 15 per cent during the period as a result of underlying market volatility.

During the period the Company successfully raised £13m (before costs) through an offer of subscription which closed on 22 January 2019.

### Results

During the six months to 31 March 2019, the Company's NAV per share decreased 8.4 per cent from 87.6p to 80.3p after the payment of a final dividend of 4.5p per share on 8 March 2019.

	Pence per ordinary share
<b>NAV as at 1 October 2018</b> (after deducting the final dividend of 4.5p)	87.6
Valuation decrease (8.4 per cent)	(7.3)
<b>NAV as at 31 March 2019</b>	80.3

Over the six months to 31 March 2019, our unquoted investments delivered an increase in their valuations of 3.7 per cent after accounting for realised gains and losses following the full realisations of three of our investments.

As you will no doubt be aware, there was increased volatility in quoted markets, particularly in the first half of the period under review and quoted market valuations declined. The value of our AIM-traded and other listed investments decreased by 15.2 per cent. Similarly, our investment in LF Gresham House UK Micro Cap Fund ('Micro Cap Fund') decreased by 9.0 per cent and our investment in LF Gresham House UK Multi Cap Income Fund ('Multi Cap Income Fund') decreased by 4.4 per cent.

The Investment Manager always looks at the fundamentals of Quoted investments and is able to take a long-term view through periods of quoted market volatility.

### Dividends

A final dividend of 4.5p per share was paid on 8 March 2019, having been approved at the AGM on 28 February 2019.

The Board aims to maintain a minimum annual dividend level of around 6.5p per ordinary share and in the past eight years has paid a minimum of 7.5p in each financial year. Going forward the Board will wherever possible seek to pay two dividends to Shareholders in each calendar year, typically an interim dividend in September and a final dividend following the AGM in February/March.

It is of course important to remind shareholders that the payment date and amount of future dividends depends significantly on the level and timing of profitable realisations and cannot be guaranteed and inevitably there will be variations in the amounts and dates that dividends are paid.

### Portfolio Review

At 31 March 2019, the Company's investment portfolio was valued at £130m and comprised investments in 79 unquoted and AIM-traded companies. The Company's investments in the Micro Cap Fund and Multi Cap Income Fund provide additional diversity giving investment exposure to an additional 63 AIM-traded and fully listed companies.

### Investment and Divestments

The Company's investments and divestments during the period are set out in the tables on page 7.

The Investment Manager, with the support of the Board, took time to consider how best to deploy funds under the new VCT

rules, introduced in November 2015 and further enhanced in the Autumn Budget in 2017. As advised previously the rule changes have required the Manager to adapt its investment strategy to focus on the provision of development capital to younger companies to enable them to grow their businesses organically rather than through acquisition. To address the increased risk profile of this nature of investing the Investment Manager will typically invest smaller sums into a larger number of businesses compared to pre-2016 periods.

I am pleased to report that the Company made eight new investments totalling £6.8m and three follow-on investments totalling £0.4m in the six months to 31 March 2019. The new investments included Diaceutics plc, a data analytics and services business to the pharmaceutical industry, The Panoply Holdings plc, a provider of digital transformation services, and Rockfish Group Ltd, a chain of seafood restaurants in the South West of England. Follow on investments were made into SilkFred Ltd, a fashion marketplace, Access Intelligence plc, a provider of corporate communications and reputation management software, and CloudCall Group plc, a cloud-based telephony software integrated with CRM systems.

During the period, a total of £7.1m was realised from the full and partial sale of unquoted investments. Full realisations included a post-2015 investment, Symphony Ventures Ltd, a robotic process automation consultancy business, resulting in a return on cost of 2.4x and, Upper Street Events Ltd, an events business which delivered 0.7x cost. Regrettably, our investment into Crawshaw Group plc, a chain of butchers, was written off in the period, though the majority of the value of this investment had decreased in previous years. Similarly, our small investment into Labrador Ltd, an energy switching company, was written down to nil value as the business entered administration.

Following the balance sheet date, the Company realised its investment in Create Health Ltd returning proceeds totalling £6.0m and making a return of 3.5x cost, and its investment in Kirona Ltd returning proceeds totalling £5.3m and making a return of 3.1x cost.

### Fundraising

The Board appreciates that shareholders would like as much notice as possible of its fundraising intentions so that they can plan their financial affairs accordingly. Accordingly, the Board

will consider whether to raise new funds in the 2019/20 tax year which will be determined by the Company's cashflow and its anticipated requirements to fund new investments over the next two years. The Board ordinarily seeks to raise funds during January and February, having informed shareholders of its fundraising intentions in November when its annual results are published, or earlier if practicable. However, if it becomes appropriate to raise new funds earlier the Board will ensure that shareholders are informed as soon as possible.

### Change of Management Arrangements

As communicated to shareholders on 8 November 2018, the Investment Manager for Baronsmead Second Venture Trust was changed to Gresham House plc, from Livingbridge VC LLP, on 30 November 2018. Since this time, the sixteen transferring employees have continued to work in accordance with the terms of the original investment management and co-investment agreements, with continued support from Livingbridge's two key partners, Andrew Garside and Sheenagh Egan. The Board is pleased with the smooth and swift integration of the team into Gresham House plc.

### Outlook

The long-awaited Brexit deal has continued to prove elusive, and the uncertainty this has caused has resulted in some concerns in the UK – the impact of which has been most keenly felt in the volatile performance of our AIM portfolio over the period. The Board and Investment Manager have considered the risks Brexit poses to the unlisted investments in the portfolio. The Investment Manager has reviewed the portfolio and assessed the impact of changes in foreign currency exchange rates, the supply of labour and short-term fluctuations in demand. The Board will continue to monitor Brexit developments as they occur.

The newer investments in earlier stage companies represent a relatively small but growing and important proportion of the overall portfolio and it will take time for this portfolio to mature and materially contribute to investment returns. In the meantime, the Company's overall portfolio is diverse and continues to make steady progress.

**John Davies**  
Chairman

22 May 2019




## Investment Portfolio at 31 March 2019

### Sector by value




■ Business Services	23%
■ Consumer Markets	10%
■ Healthcare & Education	21%
■ Technology, Media & Telecommunications ("TMT")	46%

### Total assets by value



■ Unquoted - loan note	13%
■ Unquoted - equity	15%
■ AIM	42%
■ Collective investment vehicles	29%
■ Net current assets (principally cash)	1%

### Time investments held by value



■ Less than 1 year	10%
■ Between 1 and 3 years	6%
■ Between 3 and 5 years	19%
■ Greater than 5 years	65%



## Investments in the period

Company	Location	Investment type	Investment description	Investment value (£'000)
<b>Unquoted investments</b>				
<b>New</b>				
Samuel Knight International Ltd	Newcastle Upon Tyne	Business Services	Global recruitment specialists	795
Cisiv Ltd	London	TMT	Pharmaceutical web-based software platform	789
Rainbird Technologies Ltd	Norfolk	TMT	Decision support software with a focus on professional services and the financial services sector	789
Rockfish Group Ltd	Devon	Consumer Markets	Seafood restaurant chain	789
Tribe Digital Holdings Pty Ltd	London	TMT	Influencer marketing interface	788
Storyshare Holdings Ltd	London	TMT	Business App developer	605
<b>Follow on</b>				
SilkFred Ltd	London	Consumer Markets	Online Fashion market place	141
<b>Total unquoted investments</b>				<b>4,696</b>
<b>AIM-traded investments</b>				
<b>New</b>				
Diaceutics plc	Belfast	Healthcare & Education	Pharmaceutical data analytics and services	1,590
The Panoply Holdings plc	London	TMT	Data analytics and services provider to the pharmaceutical industry	660
<b>Follow on</b>				
CloudCall Group plc	Leicestershire	TMT	Advanced communications software provider	177
Access Intelligence plc	London	Business Services	Provider of corporate communications and reputation management software	84
<b>Total AIM-traded investments</b>				<b>2,511</b>
<b>Total investments in the period</b>				<b>7,207</b>

## Realisations in the period

Company	Realisation type	Date	Proceeds (£'000)	Net proceeds (£'000)
<b>Unquoted realisations</b>				
Symphony Ventures Ltd	Trade sale	Aug 17	4,276	2.4
Upper Street Events Ltd	Trade sale	Dec 14	1,471	0.7
Armstrong Craven Ltd	Loan repayment	Jun 13	1,142	1.5
IP Solutions Ltd	Trade sale	Dec 14	165	0.4
<b>Total unquoted realisations</b>			<b>7,054</b>	
<b>AIM-traded realisations</b>				
Crawshaw Group plc	Write Off	Jun 09	0	1.8
<b>Total AIM-traded realisations</b>			<b>0</b>	
<b>Total realisations in the period</b>			<b>7,054</b>	

‡ Proceeds at time of realisation including interest.

\* Includes interest/dividends received, loan note redemptions and partial realisations accounted for in prior periods.

# Independent Review Report to Baronsmead Second Venture Trust plc

## Conclusion

We have been engaged by the company to review the condensed set of financial statements in the half-yearly financial report for the six months ended 31 March 2019 which comprises the Condensed Income Statement, Condensed Statement of Changes in Equity, Condensed Balance Sheet, Condensed Statement of Cash Flows and the related explanatory notes.

Based on our review, nothing has come to our attention that causes us to believe that the condensed set of financial statements in the half-yearly financial report for the six months ended 31 March 2019 is not prepared, in all material respects, in accordance with FRS 104 *Interim Financial Reporting* and the Disclosure Guidance and Transparency Rules ("the DTR") of the UK's Financial Conduct Authority ("the UK FCA").

## Scope of review

We conducted our review in accordance with International Standard on Review Engagements (UK and Ireland) 2410 *Review of Interim Financial Information Performed by the Independent Auditor of the Entity* issued by the Auditing Practices Board for use in the UK. A review of interim financial information consists of making enquiries, primarily of persons responsible for financial and accounting matters, and applying analytical and other review procedures. We read the other information contained in the half-yearly financial report and consider whether it contains any apparent misstatements or material inconsistencies with the information in the condensed set of financial statements.

A review is substantially less in scope than an audit conducted in accordance with International Standards on Auditing (UK) and consequently does not enable us to obtain assurance that we would become aware of all significant matters that might be identified in an audit. Accordingly, we do not express an audit opinion.

## *The impact of uncertainties due to the UK exiting the European Union on our review*

Uncertainties related to the effects of Brexit are relevant to understanding our review of the condensed financial statements. Brexit is one of the most significant economic events for the UK, and at the date of this report its effects are subject to unprecedented levels of uncertainty of outcomes,

with the full range of possible effects unknown. An interim review cannot be expected to predict the unknowable factors or all possible future implications for a company and this is particularly the case in relation to Brexit.

## Directors' responsibilities

The half-yearly financial report is the responsibility of, and has been approved by, the directors. The directors are responsible for preparing the half-yearly financial report in accordance with the DTR of the UK FCA.

As disclosed in note 1, the annual financial statements of the company are prepared in accordance with UK Accounting Standards and applicable law (UK Generally Accepted Accounting Practice), including FRS 102 *The Financial Reporting Standard applicable in the UK and Republic of Ireland*. The directors are responsible for preparing the condensed set of financial statements included in the half-yearly financial report in accordance with FRS 104 *Interim Financial Reporting*.

## Our responsibility

Our responsibility is to express to the company a conclusion on the condensed set of financial statements in the half-yearly financial report based on our review.

## The purpose of our review work and to whom we owe our responsibilities

This report is made solely to the company in accordance with the terms of our engagement to assist the company in meeting the requirements of the DTR of the UK FCA. Our review has been undertaken so that we might state to the company those matters we are required to state to it in this report and for no other purpose. To the fullest extent permitted by law, we do not accept or assume responsibility to anyone other than the company for our review work, for this report, or for the conclusions we have reached.

**John Waterson**  
**for and on behalf of KPMG LLP**  
*Chartered Accountants*  
Saltire Court  
20 Castle Terrace  
Edinburgh EH1 2EG  
22 May 2019

# Responsibility Statement of the Directors in respect of the Half-Yearly Financial Report

---

Baronsmead Second Venture Trust plc  
Half-yearly report for the six months  
ended 31 March 2019

We confirm that to the best of our knowledge:

- the condensed set of financial statements has been prepared in accordance with FRS 104 Interim Financial Reporting
- the interim management report includes a fair review of the information required by:
  - a) DTR 4.2.7R of the *Disclosure Guidance and Transparency Rules*, being an indication of important events that have occurred during the first six months of the financial year and their impact on the condensed set of financial statements; and a description of the principal risks and uncertainties for the remaining six months of the year; and
  - b) DTR 4.2.8R of the *Disclosure Guidance and Transparency Rules*, being related party transactions that have taken place in the first six months of the current financial year and that have materially affected the financial position or performance of the entity during that period; and any changes in the related party transactions described in the last annual report that could do so.


The Half-yearly Financial Report was approved by the Board of Directors and the above responsibility statement was signed on its behalf by:

On behalf of the Board

**John Davies**

Chairman

22 May 2019



# Condensed Income Statement (unaudited)

for the six months to 31 March 2019

	Notes	Six months to 31 March 2019			Six months to 31 March 2018			Year to 30 September 2018		
		Revenue £'000	Capital £'000	Total £'000	Revenue £'000	Capital £'000	Total £'000	Revenue £'000	Capital £'000	Total £'000
(Losses)/gains on investments	7	–	(14,455)	(14,455)	–	(2,496)	(2,496)	–	10,601	10,601
Income		1,328	–	1,328	3,954	–	3,954	5,634	–	5,634
Investment management fee		(532)	(1,596)	(2,128)	(602)	(1,805)	(2,407)	(1,221)	(3,662)	(4,883)
Other expenses		(356)	–	(356)	(367)	–	(367)	(649)	–	(649)
<b>Profit/(loss) on ordinary activities before taxation</b>		<b>440</b>	<b>(16,051)</b>	<b>(15,611)</b>	2,985	(4,301)	(1,316)	3,764	6,939	10,703
Taxation on ordinary activities		–	–	–	(205)	205	–	(240)	240	–
<b>Profit/(loss) for the period, being total comprehensive income for the period</b>		<b>440</b>	<b>(16,051)</b>	<b>(15,611)</b>	2,780	(4,096)	(1,316)	3,524	7,179	10,703
<b>Return per ordinary share:</b>										
Basic and Diluted	2	<b>0.20p</b>	<b>(7.30p)</b>	<b>(7.10p)</b>	1.30p	(1.91p)	(0.61p)	1.63p	3.32p	4.95p

All items in the above statement derive from continuing operations.

There are no recognised gains and losses other than those disclosed in the Income Statement.

The revenue column of the Income Statement includes all income and expenses. The capital column accounts for the realised and unrealised profit or loss on investments and the proportion of the management fee charged to capital.

The total column of this statement is the unaudited Statement of Total Comprehensive Income of the Company prepared in accordance with the Financial Reporting Standard ("FRS"). The supplementary revenue return and capital return columns are prepared in accordance with the Statement of Recommended Practice issued in November 2014 and updated in January 2017 and February 2018 by the Association of Investment Companies ("AIC SORP").

# Condensed Statement of Changes in Equity (unaudited)

Baronsmead Second Venture Trust plc  
Half-yearly report for the six months  
ended 31 March 2019

for the six months to 31 March 2019

	Notes	Non-distributable reserves			Distributable Reserves		Total £'000
		Called-up share capital £'000	Share premium £'000	Revaluation reserve £'000	Capital reserve £'000	Revenue reserve £'000	
<b>At 1 October 2018</b>		<b>23,279</b>	<b>20,080</b>	<b>47,205</b>	<b>105,243</b>	<b>3,583</b>	<b>199,390</b>
(Loss)/profit after taxation		–	–	(12,811)	(3,240)	440	(15,611)
Net proceeds of share issues, share buybacks & sale of shares from treasury	4	<b>1,523</b>	<b>11,111</b>	–	(1,618)	–	<b>11,016</b>
Dividends paid	6	–	–	–	(6,901)	(3,451)	(10,352)
<b>At 31 March 2019</b>		<b>24,802</b>	<b>31,191</b>	<b>34,394</b>	<b>93,484</b>	<b>572</b>	<b>184,443</b>


	Notes	Non-distributable reserves			Distributable Reserves		Total £'000
		Called-up share capital £'000	Share premium £'000	Revaluation reserve £'000	Capital reserve £'000	Revenue reserve £'000	
<b>At 1 October 2017</b>		20,904	–	38,412	125,783	1,590	186,689
(Loss)/profit after taxation		–	–	(3,055)	(1,041)	2,780	(1,316)
Net proceeds of share issues, share buybacks & sale of shares from treasury	4	2,375	20,080	–	(2,536)	–	19,919
Share premium cancellation costs	4	–	–	–	3	–	3
Dividends paid	6	–	–	–	(8,653)	(1,205)	(9,858)
<b>At 31 March 2018</b>		<b>23,279</b>	<b>20,080</b>	<b>35,357</b>	<b>113,556</b>	<b>3,165</b>	<b>195,437</b>

	Notes	Non-distributable reserves			Distributable Reserves		Total £'000
		Called-up share capital £'000	Share premium £'000	Revaluation reserve £'000	Capital reserve £'000	Revenue reserve £'000	
<b>At 1 October 2017</b>		20,904	–	38,412	125,783	1,590	186,689
Profit/(loss) after taxation		–	–	8,793	(1,614)	3,524	10,703
Share premium cancellation costs		–	–	–	3	–	3
Net proceeds of share issues, share buybacks & sale of shares from treasury		2,375	20,080	–	(4,085)	–	18,370
Dividends paid	6	–	–	–	(14,844)	(1,531)	(16,375)
<b>At 30 September 2018</b>		<b>23,279</b>	<b>20,080</b>	<b>47,205</b>	<b>105,243</b>	<b>3,583</b>	<b>199,390</b>

# Condensed Balance Sheet (unaudited)

As at 31 March 2019

	Notes	As at 31 March 2019 £'000	As at 31 March 2018 £'000	As at 30 September 2018 £'000
<b>Fixed assets</b>				
Unquoted investments	7	<b>52,008</b>	50,729	51,992
Traded on AIM	7	<b>78,014</b>	84,848	89,504
Collective investment vehicles	7	<b>53,687</b>	59,855	57,896
Investments	7	<b>183,709</b>	195,432	199,392
<b>Current assets</b>				
Debtors		<b>112</b>	652	322
Cash at bank and on deposit		<b>1,943</b>	780	1,096
		<b>2,055</b>	1,432	1,418
<b>Creditors</b> (amounts falling due within one year)		<b>(1,321)</b>	(1,427)	(1,420)
<b>Net current assets</b>		<b>734</b>	5	(2)
<b>Net assets</b>		<b>184,443</b>	195,437	199,390
<b>Capital and reserves</b>				
Called-up share capital		<b>24,802</b>	23,279	23,279
Share premium		<b>31,191</b>	20,080	20,080
Capital reserve		<b>93,484</b>	113,556	105,243
Revaluation reserve	7	<b>34,394</b>	35,357	47,205
Revenue reserve		<b>572</b>	3,165	3,583
<b>Equity shareholders' funds</b>		<b>184,443</b>	195,437	199,390
		<b>As at 31 March 2019</b>	<b>As at 31 March 2018</b>	<b>As at 30 September 2018</b>
<b>Net asset value per share</b>		<b>80.28p</b>	89.55p	92.10p
Number of ordinary shares in circulation		<b>229,737,714</b>	218,252,975	216,492,975



John Davies  
Chairman  
22 May 2019

# Condensed Statement of Cash Flows (unaudited)

Baronsmead Second Venture Trust plc  
Half-yearly report for the six months  
ended 31 March 2019

for the six months to 31 March 2019

	Six months to 31 March 2019 £'000	Six months to 31 March 2018 £'000	Year to 30 September 2018 £'000
Net cash (outflow)/inflow from operating activities	(1,047)	1,281	41
Net cash inflow/(outflow) from investing activities	1,229	(11,058)	(1,427)
Equity dividends paid	(10,352)	(9,858)	(16,375)
Net cash outflow before financing activities	(10,170)	(19,635)	(17,761)
Net cash inflow from financing activities	11,017	19,900	18,342
<b>Increase in cash</b>	<b>847</b>	265	581
<b>Reconciliation of net cash flow to movement in net cash</b>			
Increase in cash	847	265	581
Opening cash position	1,096	515	515
<b>Closing cash at bank and on deposit</b>	<b>1,943</b>	780	1,096
<b>Reconciliation of (loss)/ profit on ordinary activities before taxation to net cash (outflow)/inflow from operating activities</b>			
(Loss)/profit on ordinary activities before taxation	(15,611)	(1,316)	10,703
Losses/(gains) on investments	14,455	2,496	(10,601)
Changes in working capital and other non-cash items	109	101	(61)
Net cash (outflow)/inflow from operating activities	(1,047)	1,281	41

## Notes

- The condensed financial statements for the six months to 31 March 2019 comprise the unaudited financial statements set out on pages 10 to 13 together with the related notes on pages 13 to 16. The Company applies FRS 102 and the AIC's Statement of Recommended Practice issued in November 2014 and updated in January 2017 and February 2018 ('the SORP') for its annual Financial Statements. The condensed financial statements for the six months to 31 March 2019 have therefore been prepared in accordance with FRS 104 'Interim Financial Reporting' and the principles of the SORP. They have also been prepared on a going concern basis. The accounts have been prepared on the same basis as the accounting policies set out in the Company's Annual Report and Financial Statements for the year ended 30 September 2018. The financial information contained in this half-yearly financial report does not constitute statutory accounts as defined in sections 434 - 436 of the Companies Act 2006. The information for the year to 30 September 2018 has been extracted from the latest published audited financial statements, which have been filed with the Registrar of Companies. The report of the auditor for the audited financial statements for the year to 30 September 2018 was (i) unqualified, (ii) did not include a reference to any matters to which the auditor drew attention by way of emphasis without qualifying their report, and (iii) did not contain a statement under section 498 (2) or (3) of the Companies Act 2006. No statutory accounts in respect of any period after 30 September 2018 have been reported on by the Company's auditors or delivered to the Registrar of Companies.
- Return per share is based on a weighted average of 219,850,847 ordinary shares in issue (31 March 2018 – 214,509,435 ordinary shares; 30 September 2018 – 216,041,017 ordinary shares).
- Earnings for the first six months to 31 March 2019 should not be taken as a guide to the results of the full financial year to 30 September 2019.
- During the six months to 31 March 2019 the Company issued 15,229,139 shares at net proceeds of £12,634,000 (including costs). During the same period, the Company purchased 2,634,400 shares to be held in treasury at a cost of £2,102,000 and sold 650,000 shares from treasury for £484,000. At 31 March 2019, the Company held 18,282,614 ordinary shares in treasury. Shares may be sold out of treasury below Net Asset Value as long as the discount at issue is narrower than the average discount at which the shares were bought into treasury.

## Notes (continued)

5. Excluding treasury shares, there were 229,737,714 ordinary shares in circulation at 31 March 2019 (31 March 2018 – 218,252,975 ordinary shares; 30 September 2018 – 216,492,975 ordinary shares).
6. The final dividend in relation for the year ended 30 September 2018 of 4.50p per share (3.00p capital, 1.50p revenue) was paid on 8 March 2019 to shareholders on the register on 8 February 2019. The ex-dividend date was 7 February 2019. During the year to 30 September 2018, the Company paid an interim dividend on 21 September 2018 of 3.00p per share (2.85p capital, 0.15p revenue).
7. All investments are initially recognised and subsequently measured at fair value. Changes in fair value are recognised in the Income Statement.  
The methods of fair value measurement are classified into a hierarchy based on reliability of the information used to determine the valuation.
  - Level 1 – Fair value is measured based on quoted prices in an active market.
  - Level 2 – Fair value is measured based on directly observable current market prices or indirectly being derived from market prices.
  - Level 3 – Fair value is measured using a valuation technique that is not based on data from an observable market.

The valuation of unquoted investments contained within level 3 of the Fair Value hierarchy involves key assumptions dependent upon the valuation methodology used. The primary methodologies applied are:

- Rebased Cost
- Earnings Multiple
- Offer Less 10%

The earnings multiple approach involves more subjective inputs than the Rebased Cost and Offer approaches and therefore presents a greater risk of over or under estimation. Key assumptions for the Multiples approach are the selection of comparable companies and the use of either historic or forecast earnings, as considered most appropriate. Other assumptions include the appropriateness of the discount magnitude applied for reduced liquidity and other qualitative factors. These assumptions are described in more detail in note 2.3 in the Company's Report and Financial Statements for the year to 30 September 2018. The techniques used in the valuation of unquoted investments have not changed materially since the date of that report.



## Notes (continued)

	Level 1	Level 2		Level 3	Total
	Traded on AIM £'000	Traded on AIM £'000	Collective investment vehicles £'000	Unquoted £'000	£'000
Opening book cost	69,749	–	43,525	38,913	152,187
Opening unrealised appreciation	19,755	–	14,371	13,079	47,205
Opening valuation	89,504	–	57,896	51,992	199,392
Movements in the year:					
Transfer between levels	(9,299)	9,299	–	–	–
Purchases at cost	2,511	–	–	4,696	7,207
Sale - proceeds	–	–	(1,900)	(6,535)	(8,435)
- net realised (losses)/gains on sales	(97)	–	–	336	239
Unrealised losses realised during the year	(1,214)	–	–	(669)	(1,883)
(Decrease)/increase in unrealised appreciation	(7,026)	(5,664)	(2,309)	2,188	(12,811)
<b>Closing valuation</b>	<b>74,379</b>	<b>3,635</b>	<b>53,687</b>	<b>52,008</b>	<b>183,709</b>
Closing book cost	61,650	9,299	41,625	36,741	149,315
Closing unrealised appreciation/(depreciation)	12,729	(5,664)	12,062	15,267	34,394
<b>Closing valuation</b>	<b>74,379</b>	<b>3,635</b>	<b>53,687</b>	<b>52,008</b>	<b>183,709</b>
Equity shares	74,379	3,635	–	27,583	105,597
Loan notes	–	–	–	24,425	24,425
Collective investment vehicles	–	–	53,687	–	53,687
<b>Closing valuation</b>	<b>74,379</b>	<b>3,635</b>	<b>53,687</b>	<b>52,008</b>	<b>183,709</b>

10 investments held were transferred from Level 1 to Level 2, due to the infrequency of their shares being traded on the AIM.

There has been no significant change in the risk analysis as disclosed in the Company's Annual Report and Accounts to 30 September 2018.

8. The Company has one reportable segment being investing in primarily a portfolio of UK growth businesses, whether unquoted or traded on AIM.
9. Copies of the half-yearly financial report have been made available to shareholders and are available from Gresham House, Octagon Point, 5 Cheapside, London EC2V 6AA.

## Principal Risks and Uncertainties

The Company's assets consist of equity and fixed interest investments, shares in collective investment schemes, cash and liquid resources. Its principal risks are therefore market risk, credit risk and liquidity risk. Other risks faced by the Company include loss of approval as a Venture Capital Trust, legislative, investment performance, economic, political and other external factors, regulatory and compliance and operational risks. These risks, and the way in which they are managed, are described in more detail in the Principal Risks & Uncertainties table within the Strategic Report section in the Company's Annual Report and Accounts for the year ended 30 September 2018. The Company's principal risks and uncertainties have not changed materially since the date of that report.

## Notes (continued)

### Investment in Associates

The Company has made the presumption that the following holdings are investments in associates, owing to the proportion of equity held and representation on the board representing significant influence over the operations of the company. The investments held are held as part of an investment portfolio, and are therefore measured at fair value through profit and loss, as detailed in note 7 rather than using the equity method, as permitted by Section 14 of FRS 102:

Name	Location	Class of Shares held	% of Equity	Profit (£m)	Net Assets (£m)	Results for year ended
Happy Days Consultancy	UK	A Ordinary	31.46	(2.2)	(6.5)	31 December 2017
Armstrong Craven	UK	A, B & C Ordinary	24.02	0.0	0.2	31 December 2017

### Related Parties

Gresham House Asset Management Ltd ('the Manager') manages the investments of the Company. The Manager also provides or procures the provision of secretarial, accounting, administrative and custodian services to the Company. Under the management agreement, the Manager receives a fee of 2.5 per cent per annum of the net assets of the Company. This is described in more detail under the heading 'The Investment Management Agreement' within the Strategic Report in the Company's Annual Report and Accounts for the year ended 30 September 2018. During the period the Company has incurred management fees of £2,128,000 (31 March 2018 – £2,407,000; 30 September 2018 – £4,883,000) and secretarial and accounting fees of £86,000 (31 March 2018 – £82,000; 30 September 2018 – £166,000) payable to the Manager. No performance fee has been accrued at 31 March 2019 (31 March 2018 – £nil; 30 September 2018 – £nil). This is described in more detail under the heading 'Performance fees' within the Strategic Report in the Company's Annual Report and Financial Statements for the year to 30 September 2018.

A related party relationship exists between Baronsmead Second Venture Trust and Happy Days Consultancy Limited, owing to the significant influence deemed to be held over the operations of the company. During the period the company accrued for £176,000 from Happy Days Consultancy relating to interest due on loan balances. As at 31 March 2019, the loan balance stood at £6,627,000, including £2,514,000 of capitalised interest, as provided for in the Agreement with the company.

A related party relationship exists between Baronsmead Second Venture Trust and Armstrong Craven, owing to the significant influence deemed to be held over the operations of the company. During the period the company received £125,000 and accrued for a further £30,000 relating to interest on loan balances, and received £1,142,000, including capitalised interest of £327,000 and redemption premium of £74,000, through the redemption of loan notes. As at 31 March 2019, the loan balance stood at £1,137,000, including £115,000 of capitalised interest, as provided for in the Agreement with the company.

### Going Concern

After making enquiries, and bearing in mind the nature of the Company's business and assets, the Directors consider that the Company has adequate resources to continue in operational existence for the foreseeable future. In arriving at this conclusion the Directors have considered the liquidity of the Company and its ability to meet obligations as they fall due for a period of at least twelve months from the date that these financial statements were approved. As at 31 March 2019 the Company held cash and readily realisable securities totalling £30,733,000 (31 March 2018 – £36,620,000; 30 September 2018 – £31,786,000) including £28,790,000 (31 March 2018 – £35,840,000; 30 September 2018 – £30,690,000) held in Sterling Liquidity Funds. Cash flow projections have been reviewed and show that the Company has sufficient funds to meet both its contracted expenditure and its discretionary cash outflows in the form of the share buyback programme and dividend policy. The Company has no external loan finance in place and therefore is not exposed to any gearing covenants.

# Appendices

Baronsmead Second Venture Trust plc  
Half-yearly report for the six months  
ended 31 March 2019

## Full Investment Portfolio

Unquoted								
Carouse Logistics Ltd	Business Services	2,336	2,967	6,270	5,929	3.4	147	26.7
Happy Days Consultancy Ltd	Healthcare & Education	4,180	4,482	5,993	6,214	3.3	315	65.0
Create Health Ltd	Healthcare & Education	680	2,593	5,594	5,722	3.0	140	29.0
Pho Holdings Ltd	Consumer Markets	2,422	3,435	5,310	5,052	2.9	136	28.0
Kirona Ltd	TMT	1,302	1,534	5,008	3,147	2.7	92	16.8
Ten10 Group Ltd	Business Services	2,331	2,626	4,431	3,375	2.4	11.4	20.8
Glide Ltd	TMT	2,500	2,731	4,419	3,750	2.4	4.0	9.2
Custom Materials Ltd	TMT	997	997	2,343	1,054	1.3	7.1	12.9
CR7 Services Ltd	TMT	2,209	2,209	2,306	2,306	1.3	1.9	3.4
SilkFred Ltd	Consumer Markets	966	966	1,483	865	0.8	2.8	5.0
Armstrong Craven Ltd	Business Services	905	1,623	1,119	4,079	0.6	24.0	43.7
Samuel Knight International Ltd	Business Services	795	795	795	-	0.4	7.0	15.0
Cisiv Ltd	TMT	789	789	789	-	0.4	10.2	19.2
Rainbird Technologies Ltd	TMT	789	789	789	-	0.4	4.1	7.8
Rockfish Group Ltd	Consumer Markets	789	789	789	-	0.4	6.6	12.5
SecureCloud+ Ltd	TMT	789	789	789	789	0.4	8.8	16.6
Tribe Digital Holdings Pty Ltd	TMT	788	788	788	-	0.4	4.0	7.5
Storyshare Holdings Ltd	TMT	605	605	605	-	0.3	18.4	34.9
Pointr Ltd	TMT	526	526	526	526	0.3	2.8	5.4
CMME Group Ltd	Consumer Markets	2,335	2,402	525	2,375	0.3	7.6	13.9
Equipisme (Holdings) Ltd	Business Services	421	421	421	421	0.2	4.5	8.4
Your Welcome Ltd	TMT	368	368	368	368	0.2	4.2	8.0
Key Travel Ltd	Business Services	255	255	275	263	0.2	0.0	0.0
Munnypot Ltd	TMT	273	273	273	273	0.2	1.5	2.7
InterQuest Group plc	Business Services	620	726	0	0	0.0	2.2	4.3
Labrador Ltd	TMT	263	263	0	263	0.0	3.2	6.0
<b>Total unquoted</b>		<b>31,233</b>	<b>36,741</b>	<b>52,008</b>		<b>28.2</b>		
AIM								
Ideagen plc	TMT	1,650	2,467	8,950	9,747	4.9	2.8	5.1
Bioventix plc	Healthcare & Education	555	1,688	7,933	6,621	4.3	4.1	7.5
Netcall plc	TMT	2,616	5,983	6,508	9,245	3.5	10.3	17.3
Cerillion plc	TMT	2,200	2,432	4,747	4,689	2.6	9.8	17.8
Inspired Energy plc	Business Services	861	2,682	4,708	5,748	2.6	3.8	6.4
IDOX plc	TMT	1,028	2,972	4,026	3,915	2.2	2.7	4.2
Anpario plc	Healthcare & Education	662	2,239	3,068	4,602	1.7	4.1	6.0
Dods (Group) plc	TMT	3,268	4,253	2,673	4,318	1.4	12.0	20.0
Synnovia plc (formerly Plastics Capital plc)	Business Services	2,539	2,673	2,418	2,800	1.3	6.5	10.6
Sanderson Group plc	TMT	1,324	1,562	2,345	2,115	1.3	4.2	8.0
Everyman Media Group plc	Consumer Markets	956	1,010	2,237	2,583	1.2	1.6	2.9
LoopUp Group plc	TMT	616	640	2,125	2,402	1.2	1.1	2.0
Diaceutics plc	Healthcare & Education	1,590	1,590	2,113	-	1.1	3.0	5.7
Vianet Group plc	Business Services	2,092	1,724	1,907	1,824	1.0	5.9	9.5
Driver Group plc	Business Services	1,529	1,747	1,672	2,288	0.9	5.5	9.6
CloudCall Group plc	TMT	1,733	1,604	1,611	1,695	0.9	7.3	13.3
CentralNic Group plc	TMT	1,122	1,354	1,295	1,468	0.7	1.7	3.1
Fulcrum Utility Services Ltd	Business Services	438	1,650	1,241	2,230	0.7	1.6	1.8
Property Franchise Group plc	Consumer Markets	838	1,032	1,082	1,174	0.6	3.2	5.9
Eden Research plc	Business Services	1,100	1,105	1,020	1,127	0.6	5.2	9.4

## Full Investment Portfolio (continued)

Company	Sector	Investment cost (£m)	Investment cost (£m)	Investment cost (£m)	Investment cost (£m)	Market value (£m)	Weighting Baronsmead VCTs	Weighting all funds
AIM (continued)								
Access Intelligence plc	Business Services	717	716	1,002	933	0.5	2.9	5.2
SysGroup plc	TMT	1,579	1,578	962	1,089	0.5	5.1	9.3
Wey Education plc	Healthcare & Education	523	516	941	2,090	0.5	11.4	20.8
Castleton Technology plc	TMT	247	499	887	943	0.5	1.1	2.1
The Panopoly Holdings plc	TMT	660	660	847	-	0.5	2.1	4.0
Roslyn Data Technologies plc	TMT	527	527	819	995	0.4	6.1	11.0
Beeks Financial Cloud Group plc	TMT	413	413	800	1,040	0.4	1.6	3.0
IXICO plc	Healthcare & Education	825	825	766	766	0.4	6.3	11.5
Belvoir Lettings plc	Consumer Markets	919	826	759	789	0.4	2.2	3.9
Begbies Traynor Group plc	Business Services	545	513	741	870	0.4	1.1	2.0
STM Group plc	Business Services	755	677	693	938	0.4	2.5	3.6
Brady plc	TMT	653	702	630	729	0.3	1.3	2.0
KRM22 plc	TMT	550	550	473	594	0.3	3.4	6.1
Scholium Group plc	Consumer Markets	1,100	682	440	495	0.2	8.1	14.7
Synectics plc	Business Services	481	373	382	363	0.2	1.0	2.1
Gama Aviation plc	Business Services	1,004	1,171	380	1,104	0.2	0.9	1.7
Collagen Solutions plc	Healthcare & Education	412	412	305	305	0.2	2.5	4.6
Science In Sport plc	Consumer Markets	352	330	303	428	0.2	0.5	0.9
I-nexus Global plc	TMT	688	688	296	618	0.2	2.9	5.4
Tasty plc	Consumer Markets	2,033	6,085	275	701	0.1	8.4	12.9
Gresham House plc	Business Services	137	145	244	229	0.1	0.2	0.3
PCI-PAL plc	TMT	495	495	231	275	0.1	2.6	4.7
Venn Life Sciences Holdings plc	Healthcare & Education	1,496	1,488	194	342	0.1	10.1	18.3
Fusion Antibodies plc	Healthcare & Education	550	550	188	456	0.1	3.0	5.5
MXC Capital Ltd	Business Services	276	308	157	143	0.1	0.3	0.6
Paragon Entertainment Ltd	Consumer Markets	1,045	642	156	402	0.1	10.8	17.4
One Media IP Group plc	TMT	276	180	125	163	0.1	2.0	3.6
TLA Worldwide plc	Business Services	2,136	3,429	106	637	0.1	7.4	12.5
Mi-Pay Group plc	Business Services	800	474	70	61	0.0	1.4	2.8
Totally plc	Healthcare & Education	86	197	60	114	0.0	0.8	1.5
Zoo Digital Group plc	TMT	817	586	59	127	0.0	0.1	0.3
Adept4 plc	TMT	535	359	23	55	0.0	1.4	2.6
APC Technology Group plc	Business Services	2,638	946	21	23	0.0	0.2	0.3
<b>Total AIM</b>		<b>54,987</b>	<b>70,949</b>	<b>78,014</b>		<b>42.3</b>		
Collective investment vehicles								
LF Gresham House UK Micro Cap Fund		6,189	10,335	22,049	24,229	12.0		
BlackRock Sterling Liquidity Fund		14,395	14,395	14,395	15,345	7.8		
JPMorgan Sterling Liquidity Fund		14,395	14,395	14,395	15,345	7.8		
LF Gresham House UK Multi Cap Income Fund		2,500	2,500	2,848	2,977	1.5		
<b>Total collective investment vehicles</b>		<b>37,479</b>	<b>41,625</b>	<b>53,687</b>		<b>29.1</b>		
<b>Total Investments</b>		<b>123,699</b>	<b>149,315</b>	<b>183,709</b>		<b>99.6</b>		
<b>Net current assets</b>				<b>734</b>		<b>0.4</b>		
<b>Net assets</b>				<b>184,443</b>		<b>100.0</b>		

† The original book cost column provides the combined cost of investments made by BVCT3, BVCT4 and BVCT5 prior to the merger of the three VCT's to become BSVT. This is included for information purposes for shareholders reviewing the portfolio.

The accounting cost column ties into the investment note on page 15 of these accounts.

# All funds managed by the same investment manager, Gresham House Asset Management Ltd.

# Glossary

Baronsmead Second Venture Trust plc  
Half-yearly report for the six months  
ended 31 March 2019

<b>AIM</b>	The Alternative Investment Market, a sub-market of the London Stock Exchange, designed to help smaller companies access capital from the public market.
<b>Book Cost (Original)</b>	Total acquisition value, including transaction costs, less the value of any disposals or capitalised distributions allocated on a weighted average cost basis.
<b>Book Cost (Accounting)</b>	The original book cost of an asset, rebased to the value at which it was used in a subsequent transaction, such as a transfer between entities.
<b>Collective Investment Vehicle</b>	An entity which allows investors to pool their money, investing the pooled funds on their behalf.
<b>Discount/Premium</b>	If the share price is lower than the NAV per share it is said to be trading at a discount. The size of the Company's discount is calculated by subtracting the share price from the NAV per share and is usually expressed as a percentage of the NAV per share. If the share price is higher than the NAV per share, this situation is called a premium.
<b>EBITDA</b>	Earnings before Interest, Tax, Depreciation and Amortisation - a proxy for the cash flow generated by a business, most commonly used for businesses that do not (yet) generate operating or shareholder profits.
<b>Key Performance Indicators ('KPIs')</b>	A measurable value that demonstrates how effectively the Company is achieving core business objectives.
<b>Net Asset Value ('NAV')</b>	The total value of all the Company's assets, at current market value, having deducted current period dividends and all liabilities at their carrying value.
<b>Net Asset Value per share</b>	Total Net Asset Value divided by the number of shares.
<b>Net Asset Value total return</b>	A measure showing how the Net Asset Value has performed over a period of time, taking into account both capital returns and dividends paid to shareholders. The return to shareholders is calculated on a per share basis by adding dividends paid in the period to the increase or decrease in the NAV per share in the period. The dividends are assumed to have been reinvested in the form of shares or net assets respectively on the date on which the shares were quoted ex-dividend.
<b>Return on Cash Invested to shareholders</b>	The amount of cash returned to shareholder through income tax reclaimed, and cumulative dividends paid, expressed as a percentage of the initial investment.
<b>Shares Held in Treasury</b>	Shares in the Company repurchased by itself, reducing the number of freely traded shares.
<b>SME</b>	Small and medium-sized entities. These are independent companies which meet two of the three recognition criteria for small or medium companies according to EU Legislation.
<b>'TMT'</b>	Technology, Media and Telecommunications
<b>Total Assets</b>	All assets, both current and non-current. An asset is an economic resource owned by an entity that can lead to an increase in economic value.
<b>VCT Value</b>	The value of an investment when acquired, rebased if the holding is added to or any payment is made which causes an increase in its value.
<b>70 per cent test</b>	Ensuring that the Company meets the requirement to hold 70 per cent of its investments in qualifying holdings.

# Shareholder Information and Contact Details

## Shareholder Account Queries

The Registrar for **Baronsmead Second Venture Trust** is Computershare Investor Services PLC ("Computershare").

The Registrar will deal with all of your queries with regard to your shareholder account, such as:

- Change of address
- Latest share price
- Your current share holding balance
- Your payment history, including any outstanding payments
- Your payment options (cheque, direct payment to your bank/building society account, reinvestment)
- Paper or electronic communications
- Request replacement cheques or share certificates (for which there may be additional administrative and other charges)

You can contact Computershare with your queries in several ways:

**Telephone:** 0800 923 1534

- This is an automated self-service system
- It is available 24 hours a day, 7 days a week
- You should have your Shareholder Reference Number ("SRN") to hand, which is available on your share certificate and dividend tax voucher and which you should always keep confidential for security reasons
- Press '0' if you wish to speak to someone
- The Contact Centre in Bristol is available on UK business days between 8.30am – 5.00pm Monday to Friday

**On-line:** Investor Centre  
[www.investorcentre.co.uk](http://www.investorcentre.co.uk)

- Computershare's secure website, Investor Centre, allows you to manage your own shareholding online
- You will need to register to use this service on the Investor Centre web site
- You should have your SRN to hand, which is available on your share certificate and dividend tax voucher and which you should always keep confidential for security reasons

**Email:** [web.queries@computershare.co.uk](mailto:web.queries@computershare.co.uk)

**Post:** Computershare Investor Services PLC  
The Pavilions Bridgwater Road  
Bristol BS99 6ZZ

## Share Price

The Company's shares are listed on the London Stock Exchange. The mid-price of the Company's shares is given daily in the Financial Times in the Investment Companies section of the London Share Service. Share price information can also be obtained from the link on the Company's website and many financial websites.

## Financial Calendar

August 2019 – Quarterly factsheet to 30 June 2019

November 2019 – Announcement of final results for the period to 30 September 2019

February 2020 – Annual General Meeting

## Additional Information

The information provided in this report has been produced in order for shareholders to be informed of the activities of the Company during the period it covers. Gresham House Asset Management Ltd does not give investment advice and the naming of companies in this report is not a recommendation to deal in them.

Baronsmead Second Venture Trust plc is managed by Gresham House Asset Management Ltd which is Authorised and regulated by the FCA. Past performance is not necessarily a guide to future performance. Stock market and currency movements may cause the value of investments and the income from them to fall as well as rise and investors may not get back the amount they originally invested. Where investments are made in unquoted securities and smaller companies, their potential volatility may increase the risk to the value of, and the income from, the investment.

## Secondary Market in the Shares of Baronsmead Second Venture Trust plc

The existing shares of the Company are listed on the London Stock Exchange and can be bought and sold using a stockbroker in the same way as shares of any other listed company.

The market makers in the shares of Baronsmead Second Venture Trust plc are:

Panmure Gordon & Co.      020 7886 2500 (the Company's broker)

Winterflood              020 3400 0251

Qualifying investors\* who invest in the existing shares of the Company can benefit from:

- Tax free dividends;
- Realised gains are not subject to capital gains tax (although any realised losses are not allowable);
- No minimum holding period; and
- No need to include VCT dividends in annual tax returns.

The UK tax treatment of VCTs is on a first in first out basis and therefore tax advice should be obtained before shareholders dispose of their shares and also if they deferred a capital gain in respect of new shares acquired prior to 6 April 2004.

\* UK income tax payers, aged 18 or over, who acquire no more than £200,000 worth of VCT shares in a tax year

### Warning to Shareholders

It is possible that shareholders in the Company may be targeted by fraudsters. Information for shareholders concerning share fraud is set out below.

Share fraud includes scams where investors are called out of the blue and offered shares that often turn out to be worthless or non-existent, or an inflated price for shares they own or are otherwise told to transfer their shares. These calls come from fraudsters operating in 'boiler rooms' that are mostly based abroad.

While high profits are promised, those who buy or sell shares in this way usually lose their money.

### Protect Yourself

If you are offered unsolicited investment advice, discounted shares, a premium price for shares you own, or free company or research reports, you should take these steps before handing over any money or share certificates:

1. Get the name of the person and organisation contacting you.
2. Check the FCA Register at [www.fca.org.uk/register](http://www.fca.org.uk/register) to ensure they are authorised (or [www.fca.org.uk/publication/systems-information/aifmd-small-register.pdf](http://www.fca.org.uk/publication/systems-information/aifmd-small-register.pdf)).
3. Use the details on the FCA Register to contact the firm.
4. Call the FCA Consumer Helpline on **0800 111 6768** (freephone) from 8am to 6pm, Monday to Friday (except public holidays) and 9am to 1pm, Saturday (from abroad call **+44 20 7066 1000**) if there are no contact details on the Register or you are told they are out of date.
5. Search the FCA's list of unauthorised firms and individuals to avoid doing business with.
6. **REMEMBER: if it sounds too good to be true, it probably is!**

If you use an unauthorised firm to buy or sell shares or other investments, you will not have access to the Financial Ombudsman Service (<https://www.financial-ombudsman.org.uk/>) or Financial Services Compensation Scheme (<https://www.fscs.org.uk/>) if things go wrong.

### Report a Scam

If you are approached about a share scam you should tell the FCA using the Share Fraud Reporting Form ([www.fca.org.uk/consumers/report-scam-unauthorised-firm](http://www.fca.org.uk/consumers/report-scam-unauthorised-firm)), where you can find out about the latest investment scams. You can also call the FCA Consumer Helpline on **0800 111 6768**.

**If you have already paid money (or otherwise dealt with share fraudsters) you should contact ActionFraud on 0300 123 2040 or use the ActionFraud (<https://www.actionfraudalert.co.uk/>) Online Reporting Tool.**

More detailed information on this or similar activity can be found on the FCA web site.



# Corporate Information

Baronsmead Second Venture Trust plc  
Half-yearly report for the six months  
ended 31 March 2019

## Directors

John Davies (Chairman)\*  
Ian Orrock‡  
Malcolm Groat\*  
Anthony Townsend

## Secretary

Gresham House Asset Management Ltd

## Registered Office

5 New Street Square  
London EC4A 3TW

## Investment Manager

Gresham House Asset Management Ltd  
5 New Street Square  
London EC4A 3TW  
020 3875 9862

## Registered Number

04115341

## Registrars and Transfer Office

Computershare Investor Services PLC  
The Pavilions  
Bridgwater Road  
Bristol BS99 6ZZ  
Tel: 0800 923 1534

## Brokers

Panmure Gordon & Co  
One New Change  
London EC4M 9AF  
Tel: 020 7886 2500

## Auditor

KPMG LLP  
Saltire Court  
20 Castle Terrace  
Edinburgh EH1 2EG

## Solicitors

Dickson Minto  
Broadgate Tower  
20 Primrose Street  
London EC2A 2EW

## VCT Status Adviser

PricewaterhouseCoopers LLP  
1 Embankment Place  
London WC2N 6RH

## Website

[www.baronsmeadvcts.co.uk](http://www.baronsmeadvcts.co.uk)

\* Chairman of the Audit Committee

† Chairman of Management Engagement and Remuneration Committee,  
Chairman of the Nomination Committee

‡ Senior Independent Director



Investment Manager  
[www.greshamhouse.com](http://www.greshamhouse.com)  
T 020 3875 9862

5 New Street Square, London EC4A 3TW T 020 3875 9862 [www.baronsmeadvcts.co.uk](http://www.baronsmeadvcts.co.uk)