

Hollingsworth and Vose company
sur Filtration Ltd 3926749
pg 34


Hollingsworth and Vose Company (U.K.) Limited

Annual report

for the year ended 31 December 2016

Registered Number: 1664523

SATURDAY



A6FKYEV

A27

23/09/2017

#308

COMPANIES HOUSE

Contents page

Strategic report for the year ended 31 December 2016	Pages 1-2
Directors' report for the year ended 31 December 2016	Pages 3-4
Independent Auditors' report to the members of Hollingsworth and Vose Company (U.K.) Limited	Pages 5-6
Consolidated profit and loss account for the year ended 31 December 2016	Page 7
Consolidated statement of comprehensive income for the year ended 31 December 2016	Page 7
Consolidated balance Sheet as at 31 December 2016	Page 8
Company balance Sheet as at 31 December 2016	Page 9
Consolidated statement of changes in equity for the year ended 31 December 2016	Page 10
Company statement of changes in equity for the year ended 31 December 2016	Page 10
Consolidated statement of cash flows for the year ended 31 December 2016	Page 11
Notes to the financial statements for the year ended 31 December 2016	Pages 12-37

Strategic report for the year ended 31 December 2016

The directors of Hollingsworth and Vose Company (U.K.) Limited present their Strategic report on the Group for the year ended 31 December 2016.

Principal activities

The principal activities of the Group continue to be the manufacture, conversion and sale of speciality technical papers and synthetic nonwovens for use in engine filtration systems, high efficiency glass and battery separator applications and air filtration media.

Business review and future developments

Despite reduced volumes in battery separator, and part of the furnace filter business being transferred to H&V Floyd USA, operating profit has increased from 2015. This reflects price increases, continued productivity gains and heightened cost control, along with the effect of the closure of the defined benefit pension scheme.

For 2017, price gains are not expected to be as positive whilst limited raw material will have a negative effect. A combination of performance and cost reduction will secure our value proposition in the market segments we serve.

Net assets increased to £24,842,000 from £20,756,000 due to an increase in profit.

Results

The profit for the financial year attributable to shareholders amounted to £10,361,000 (2015: profit £3,941,000).

Risks and uncertainties

The management of the business and the execution of the Group's strategy are subject to a number of risks. Risks and uncertainties for the Group that would affect the delivery of a well defined strategy include Brexit, unforeseen competitive pressure from emerging market providers, unforeseen technical production problems, significant changes to sales and major input prices (although these are usually agreed in advance for periods of 6-24 months), significant energy price increases (although these are agreed on a rolling two year basis), aligned product development in relation to market requirements and the ability to hire and retain qualified staff in Technical Functions.

The Group maintains a mixture of short and long term debt with banks and Group companies to fund its operations. This is designed to ensure that the business has sufficient resource to fund working capital requirements and capital investment plans. As a result of Parent and Group funding commitments and undertakings, it is not considered that the Group is subject to any liquidity risk presently or in the future.

Failure to comply with legal obligations or regulatory frameworks in the markets in which the Group operates could result in financial penalties, the inability to fulfil contracts and/or reputational damage. The Group's legal and tax functions work closely with the business to identify and mitigate legal and regulatory risk using both internal resources and external advisors where specialist advice is needed.

Strategic report for the year ended 31 December 2016 (continued)

Key performance indicators

The Group assesses its performance using a number of measures, the key measures being gross profit to sales, and operating profit to sales.

	2016	2015
Gross profit to sales	26%	21%
Operating profit to sales	28%	13%

The movement in gross profit to sales is due to higher volumes of sales outweighing the increase in cost of sales. The movement in operating profit to sales is due to the additional income from the pension curtailment, resulting from the closure of the DB pension scheme, outweighing the increase in operating expenses from shared costs and FX effects.


Health and safety at work

Health and safety remains a core value to the Group and we continue to employ the best practice and benchmark our business. The Winchcombe site maintained its OHSAS 18001 and ISO 14001 certification.

Environment

The group operates within all relevant environmental legislation.

By order of the board



.....
E Swain

Company Secretary

Date: 15.9.17.

Directors' report for the year ended 31 December 2016

The directors present their report and the audited Financial statements of the Company and the Group for the year ended 31 December 2016.

Directors

The directors who served during the year ended 31 December 2016, and up to the date of signing the Financial statements are as follows:

P Fuchs (resigned 15 May 2017)

J Hofstetter (appointed 15 May 2017)

J Madej

None of the directors have qualifying third party indemnity insurance (2015: None).

Dividends

A dividend of £Nil (2015: £Nil) was paid during the year, and the directors recommend a final dividend of £Nil (2015: £Nil).

Research & development

The research & development expenditure incurred during the year amounted to £439,000 (2015: £394,000). The expenditure includes new product development, technical improvements and support for speciality technical paper and synthetic nonwovens.

Financial risk management objectives and policies

In carrying out its activities, the Group has limited the use of financial instruments to a minimal level. Short term funding is by overdraft and excess cash balances are invested in short term deposit accounts with Group undertaking companies until required.

The Group use commodities in its manufacturing process and is significantly affected by fluctuations in raw material prices. The risk of increases in these prices affecting margins is minimised by an active purchasing organisation that secures the best available prices for raw materials and products for resale.

Credit risk is minimised by a structured central credit activity that assesses customers for ability to pay, sets suitable credit limits and oversee the entire debtors' ledger as well as using credit insurance arranged by Group undertaking companies. Day to day management of debtors is carried out by specialised staff to maintain regular contact with the customer from the point of ordering to the receipt of payment.

The liquidity and cash flow impact of management decisions are regulated at the highest level within the Group and form an integral part of the planning process.

Future developments

An indication of the likely future developments of the business is included in the Strategic report on page 1.

Statement of disclosure of information to auditors

In the case of each director in office at the date the directors' report is approved, under section 418, the following applies:

(a) so far as the director is aware, there is no relevant audit information of which the Company's auditors are unaware; and

(b) he has taken all the steps that he ought to have taken as a director in order to make himself aware of any relevant audit information and to establish that the Company's auditors are aware of that information.

Directors' report for the year ended 31 December 2016 (continued)

Statement of directors' responsibilities

The directors are responsible for preparing the Strategic report, the Directors' report and the Financial statements in accordance with applicable law and regulations.

Company law requires the directors to prepare Financial statements for each financial year. Under that law the directors have prepared the Group and Parent Company Financial statements in accordance with applicable law and United Kingdom Accounting Standards (United Kingdom Generally Accepted Accounting Practice) including Financial Reporting Standard 102 "The Financial Reporting Standard Applicable in the UK and Republic of Ireland" (FRS102).

Under company law the directors must not approve the Financial statements unless they are satisfied that they give a true and fair view of the state of affairs of the Group and the Company, and of the Profit or loss of the Group for that period. In preparing these Financial statements, the directors are required to:


- (a) select suitable accounting policies and then apply them consistently;
- (b) make judgements and accounting estimates that are reasonable and prudent;
- (c) state whether applicable United Kingdom Accounting Standards, including FRS102 have been followed, subject to any material departures disclosed and explained in the Financial statements; and
- (d) prepare the Financial statements on the going concern basis unless it is inappropriate to presume that the Company and the Group will continue in business.

The directors are responsible for keeping adequate accounting records that are sufficient to show and explain the Company's transactions and disclose with reasonable accuracy at any time the financial position of the Company and the Group and enable them to ensure that the Financial statements comply with the Companies Act 2006. They are also responsible for safeguarding the assets of the Company and the Group and hence for taking reasonable steps for the prevention and detection of fraud and other irregularities.

Independent auditors

The auditors, PricewaterhouseCoopers LLP, have indicated their willingness to continue in office and a resolution concerning the re-appointment will be proposed.

By order of the board



.....
E Swain

Company Secretary

Date: 15.9.17.

Independent auditors' report to the members of Hollingsworth and Vose Company (U.K.) Limited

Report on the financial statements

Our opinion

In our opinion, Hollingsworth and Vose Company (U.K.) Limited's group financial statements and company financial statements (the "financial statements"):

- give a true and fair view of the state of the group's and of the company's affairs as at 31 December 2016 and of the group's profit and cash flows for the year then ended;
 - have been properly prepared in accordance with United Kingdom Generally Accepted Accounting Practice; and
 - have been prepared in accordance with the requirements of the Companies Act 2006.
-

What we have audited

The financial statements, included within the Annual Report, comprise:

- the Consolidated and Company balance sheets as at 31 December 2016;
- the Consolidated profit and loss and Consolidated statement of comprehensive income for the year then ended;
- the Consolidated statement of cash flows for the year then ended;
- the Consolidated and Company statement of changes in equity for the year then ended; and
- the notes to the financial statements, which include a summary of significant accounting policies and other explanatory information.

The financial reporting framework that has been applied in the preparation of the financial statements is United Kingdom Accounting Standards, comprising FRS 102 "The Financial Reporting Standard applicable in the UK and Republic of Ireland", and applicable law (United Kingdom Generally Accepted Accounting Practice).

In applying the financial reporting framework, the directors have made a number of subjective judgements, for example in respect of significant accounting estimates. In making such estimates, they have made assumptions and considered future events.

Opinions on other matters prescribed by the Companies Act 2006

In our opinion, based on the work undertaken in the course of the audit:

- the information given in the Strategic Report and the Directors' Report for the financial year for which the financial statements are prepared is consistent with the financial statements; and
- the Strategic Report and the Directors' Report have been prepared in accordance with applicable legal requirements.

In addition, in light of the knowledge and understanding of the group, the company and their environment obtained in the course of the audit, we are required to report if we have identified any material misstatements in the Strategic Report and the Directors' Report. We have nothing to report in this respect.

Other matters on which we are required to report by exception

Adequacy of accounting records and information and explanations received

Under the Companies Act 2006 we are required to report to you if, in our opinion:

- we have not received all the information and explanations we require for our audit; or
- adequate accounting records have not been kept by the company, or returns adequate for our audit have not been received from branches not visited by us; or
- the company financial statements are not in agreement with the accounting records and returns.

We have no exceptions to report arising from this responsibility.

Directors' remuneration

Under the Companies Act 2006 we are required to report to you if, in our opinion, certain disclosures of directors' remuneration specified by law are not made. We have no exceptions to report arising from this responsibility.

Responsibilities for the financial statements and the audit

Our responsibilities and those of the directors

As explained more fully in the Statement of Directors' Responsibilities set out on page 4, the directors are responsible for the preparation of the financial statements and for being satisfied that they give a true and fair view.

Our responsibility is to audit and express an opinion on the financial statements in accordance with applicable law and International Standards on Auditing (UK and Ireland) ("ISAs (UK & Ireland)"). Those standards require us to comply with the Auditing Practices Board's Ethical Standards for Auditors.

This report, including the opinions, has been prepared for and only for the company's members as a body in accordance with Chapter 3 of Part 16 of the Companies Act 2006 and for no other purpose. We do not, in giving these opinions, accept or assume responsibility for any other purpose or to any other person to whom this report is shown or into whose hands it may come save where expressly agreed by our prior consent in writing.

What an audit of financial statements involves

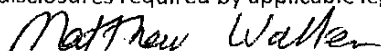
We conducted our audit in accordance with ISAs (UK & Ireland). An audit involves obtaining evidence about the amounts and disclosures in the financial statements sufficient to give reasonable assurance that the financial statements are free from material misstatement, whether caused by fraud or error. This includes an assessment of:

- whether the accounting policies are appropriate to the group's and the company's circumstances and have been consistently applied and adequately disclosed;
- the reasonableness of significant accounting estimates made by the directors; and
- the overall presentation of the financial statements.

We primarily focus our work in these areas by assessing the directors' judgements against available evidence, forming our own judgements, and evaluating the disclosures in the financial statements.

We test and examine information, using sampling and other auditing techniques, to the extent we consider necessary to provide a reasonable basis for us to draw conclusions. We obtain audit evidence through testing the effectiveness of controls, substantive procedures or a combination of both.

In addition, we read all the financial and non-financial information in the Annual Report to identify material inconsistencies with the audited financial statements and to identify any information that is apparently materially incorrect based on, or materially inconsistent with, the knowledge acquired by us in the course of performing the audit. If we become aware of any apparent material misstatements or inconsistencies we consider the implications for our report. With respect to the Strategic Report and Directors' Report, we consider whether those reports include the disclosures required by applicable legal requirements.



Matthew Walker (Senior Statutory Auditor)

for and on behalf of PricewaterhouseCoopers LLP

Chartered Accountants and Statutory Auditors
Birmingham
15 September 2017.

Financial statements for the year ended 31 December 2016
Consolidated profit and loss account for the year ended 31 December 2016

	Note	2016 £000	2015 £000
Turnover	5	46,501	43,171
Cost of sales		(34,354)	(34,181)
Gross profit		<u>12,147</u>	<u>8,990</u>
Distribution costs		(1,073)	(931)
Administrative expenses		(2,004)	(1,933)
Other operating charges		(1,638)	(708)
Finance income		(104)	161
Pension curtailment	18	5,488	-
Operating profit	6	<u>12,816</u>	<u>5,579</u>
Interest receivable and similar income	8	-	-
Interest payable and similar expenses	8	<u>(579)</u>	<u>(867)</u>
Net interest expense	8	<u>(579)</u>	<u>(867)</u>
Profit before taxation		12,237	4,712
Tax on profit	9	(1,876)	(771)
Profit for the financial year		<u><u>10,361</u></u>	<u><u>3,941</u></u>

Consolidated statement of comprehensive income for the year ended 31 December 2016

	Note	2016 £000	2015 £000
Profit for the financial year		<u>10,361</u>	<u>3,941</u>
Other comprehensive (loss)/income:			
Remeasurements of net defined benefit obligation	18	(7,561)	1,068
Movement on current tax relating to pension scheme		-	-
Movement on deferred tax relating to pension scheme	9	1,286	(211)
Total tax income/(expense) on other comprehensive income	9	<u>1,286</u>	<u>(211)</u>
Other comprehensive (loss)/income for the year, net of tax		<u>(6,275)</u>	<u>857</u>
Total comprehensive income for the year		<u><u>4,086</u></u>	<u><u>4,798</u></u>

Financial statements for the year ended 31 December 2016

Consolidated balance sheet as at 31 December 2016

	Note	2016 £000	2015 £000
Fixed assets			
Intangible assets	10	158	3
Tangible assets	11	14,148	14,303
		<u>14,306</u>	<u>14,306</u>
Current assets			
Inventories	13	6,466	5,094
Debtors	14	24,352	19,504
		<u>30,818</u>	<u>24,598</u>
Creditors: amounts falling due within one year	15	(9,613)	(9,344)
Net current assets		<u>21,205</u>	<u>15,254</u>
Total assets less current liabilities		35,511	29,560
Creditors: amounts falling due after more than one year	16	(2,855)	(3,494)
Post-employment benefits	18	(7,102)	(4,871)
Provisions for liabilities	19	(712)	(439)
NET ASSETS		<u><u>24,842</u></u>	<u><u>20,756</u></u>
CAPITAL AND RESERVES			
Called up share capital	21	11,154	11,154
Capital redemption reserve		1,434	1,434
Capital contribution		210	210
Merger reserve		(1,500)	(1,500)
Retained earnings		13,544	9,458
TOTAL EQUITY		<u><u>24,842</u></u>	<u><u>20,756</u></u>

The notes on pages 12 to 37 are an integral part of these Financial statements.

The Financial statements on pages 7 to 37 were authorised for issue by the board of directors and were signed on its behalf.



Director

Hollingsworth and Vose Company (U.K.) Limited

Registered no. 1664523

Date: 15/9/17

Financial statements for the year ended 31 December 2016


Company balance sheet as at 31 December 2016

	Note	2016 £000	2015 £000
Fixed assets			
Investments	12	14,364	14,364
		<u>14,364</u>	<u>14,364</u>
NET ASSETS		<u>14,364</u>	<u>14,364</u>
CAPITAL AND RESERVES			
Called up share capital	21	11,154	11,154
Capital contribution		210	210
Retained earnings		3,000	3,000
TOTAL EQUITY		<u>14,364</u>	<u>14,364</u>

The notes on pages 12 to 37 are an integral part of these Financial statements.

The company has elected to take the exemption under section 408 of the Companies Act 2006 from presenting the parent company profit and loss account.

The Financial statements on pages 7 to 37 were authorised for issue by the board of directors and were signed on its behalf.



Director

Hollingsworth and Vose Company (U.K.) Limited

Registered no. 1664523

Date: 15/12/17

Financial statements for the year ended 31 December 2016

Consolidated statement of changes in equity for the year ended 31 December 2016

	Called up share Capital £000	Capital redemption reserve £000	Capital contribution £000	Merger reserve £000	Retained earnings £000	Total equity £000
Balance as at 1 January 2015	11,154	1,434	210	(1,500)	4,660	15,958
Profit for the year					3,941	3,941
Other comprehensive income					857	857
Total comprehensive income	-	-	-	-	4,798	4,798
Balance as at 31 December 2015	11,154	1,434	210	(1,500)	9,458	20,756
Balance as at 1 January 2016	11,154	1,434	210	(1,500)	9,458	20,756
Profit for the year					10,361	10,361
Other comprehensive loss					(6,275)	(6,275)
Total comprehensive income	-	-	-	-	4,086	4,086
Balance as at 31 December 2016	11,154	1,434	210	(1,500)	13,544	24,842

Company statement of changes in equity for the year ended 31 December 2016

	Called up share Capital £000	Capital contribution £000	Retained earnings £000	Total equity £000
Balance as at 1 January 2015	11,154	210	-	11,364
Profit for the year			3,000	3,000
Balance as at 31 December 2015	11,154	210	3,000	14,364
Balance as at 1 January 2016	11,154	210	3,000	14,364
Profit for the year				-
Balance as at 31 December 2016	11,154	210	3,000	14,364

Financial statements for the year ended 31 December 2016

Consolidated statement of cash flows for the year ended 31 December 2016

	Note	2016 £000	2015 £000
Net cash from operating activities	22	2,284	2,131
Taxation (paid)/received		(92)	214
Net cash generated from operating activities		2,192	2,345
Cash flow from investing activities			
Purchase of intangible assets		(236)	-
Purchase of tangible assets		(1,152)	(1,011)
Proceeds from disposals of tangible assets		-	19
Net cash used in investing activities		(1,388)	(992)
Cash flow from financing activities			
Repayment of Long Term Loan		(407)	(699)
Interest paid on Long Term Loan		(119)	(138)
Interest paid on Intercompany Loans		(278)	(516)
Net cash used in financing activities		(804)	(1,353)
Net increase in cash and cash equivalents		-	-

Notes to the financial statements for the year ended 31 December 2016

1. General information

Hollingsworth and Vose Company (U.K.) Limited ('the Company') and its subsidiaries (together "the Group") manufactures, converts and sells speciality technical papers and synthetic nonwovens for use in engine filtration systems, high efficiency glass and battery separator applications and air filtration media. The Company is incorporated and domiciled in the UK. The address of its registered office is Postlip Mills, Winchcombe, Gloucestershire, GL54 5BB.

2. Statement of compliance

The individual financial statements of Hollingsworth and Vose Company (U.K.) Limited have been prepared in compliance with United Kingdom Accounting Standards, including Financial Reporting Standard 102, "The Financial Reporting Standard applicable in the United Kingdom and the Republic of Ireland" ("FRS 102") and the Companies Act 2006, under the provision of the Large and Medium-sized Companies and Groups (Accounts and Reports) Regulations 2008 (SI 2008/410).

3. Summary of significant accounting policies

The principal accounting policies applied in the preparation of these financial statements are set out below. These policies have been consistently applied to all the years presented, unless otherwise stated. The Group and the Company has adopted FRS 102 in these Financial statements.

(a) Basis of preparation

These Financial statements are prepared on a going concern basis, under the historical cost convention. The company has taken advantage of the exemption in section 408 of the Companies Act from presenting its individual profit and loss account.

The preparation of financial statements in conformity with FRS102 requires the use of certain critical accounting estimates. It also requires management to exercise its judgement in the process of applying the Company's accounting policies. The areas involving a higher degree of judgement or complexity, or areas where assumptions and estimates are significant to the financial statements are disclosed in note 4.

Deferred tax assets relating to the group's defined benefit pension liability were previously netted off against the pension liability number. Prior year defined benefit pension liability and deferred tax assets have been grossed up by £876,000 in the comparative period. The reclassification results in no changes to the comparative net assets, profit or comprehensive income for the year.

Notes to the financial statements for the year ended 31 December 2016 (continued)

3. Summary of significant accounting policies (continued)

(b) Going concern

The Group meets its day-to-day working capital requirements through its bank facilities. The current economic conditions continue to create uncertainty over (a) the level of demand for the Group's products; and (b) the availability of bank finance for the foreseeable future. The Group's forecasts and projections, taking account of reasonably possible changes in trading performance, show that the Group should be able to operate within the level of its current facilities. After making enquiries, the directors have a reasonable expectation that the Group had adequate resources to continue in operational existence for the foreseeable future. The Group therefore continues to adopt the going concern basis in preparing its financial statements.

(c) Exemptions for qualifying entities under FRS102

FRS102 allows a qualifying entity certain disclosure exemptions.

The Company has taken advantage of the exemption from preparing company statement of cash flows, under FRS102 paragraph 1.12(b), on the basis that it is a qualifying entity and the consolidated cash flows, included in these financial statements, includes the company's cash flows.

(d) Basis of consolidation

The Group financial statements consolidate the financial statements of Hollingsworth and Vose Company (U.K.) Limited and its subsidiary undertakings drawn up to 31 December each year. The Parent Company has taken advantage of section 408 of the Companies Act 2006 and has not included its own profit and loss account in these financial statements. The Parent Company's profit for the year was £Nil (2015 £3,000,000).

(e) Foreign currency

(i) Functional and presentation currency

The Company's functional and presentation currency is the pound sterling.

Notes to the financial statements for the year ended 31 December 2016 (continued)

3. Summary of significant accounting policies (continued)

(e) Foreign currency (continued)

(ii) Transactions and balances

Foreign currency transactions are translated into the functional currency using the spot exchange rate at the dates of the transactions.

At each period end, foreign currency monetary items are translated using the closing rate. Non-monetary items measured at historical cost are translated using the exchange rate at the date of the transaction and non-monetary items measured at fair value are measured using the exchange rate when fair value was determined.

Foreign exchange gains and losses resulting from the settlement of transactions and from the translation at period end exchange rates of monetary assets and liabilities denominated in foreign currencies are recognised in the Profit and loss account except when deferred in Other comprehensive income as qualifying cash flow hedges.

Foreign exchange gains and losses that relate to borrowings and cash and cash equivalents are presented in the Profit and loss account within 'Finance (expense)/income'. All other foreign exchange gains and losses are presented in the Profit and loss account within 'Turnover', 'Cost of sales' or 'Other operating (losses)/gains'.

(f) Revenue recognition

Revenue is measured at the fair value of the consideration received or receivable and represents the amount receivable for goods supplied or services rendered, net of returns, discounts and rebates allowed by the Group and value added taxes.

The Group bases its estimate of returns on historical results, taking into consideration the type of customer, the type of transaction and the specifics of each arrangement.

Where the consideration receivable in cash or cash equivalents is deferred, and the arrangement constitutes a financial transaction, the fair value of the consideration is measured as the present value of all future receipts using the imputed rate of interest.

The Group recognises revenue when (a) the significant risks and rewards of ownership have been transferred to the buyer; (b) the Group retains no continuing involvement or control over the goods; (c) the amount of revenue can be measured reliably; (d) it is probable that future economic benefits will flow to the entity; and (e) when a specific criteria relating to each of the Group's sales channels have been met.

Notes to the financial statements for the year ended 31 December 2016 (continued)

3. Summary of significant accounting policies (continued)

(g) Exceptional items

The Group classifies charges or credits that have material impact on the Group's financial results as 'exceptional items'. These are disclosed separately to provide further understanding of the financial performance of the Group.

On 31 July 2016, the defined benefit pension scheme was closed to all members, resulting in a pension curtailment, see note 18.

(h) Employee benefits

The Group provides a range of benefits to employees, including annual bonus arrangements, paid holiday arrangements, and defined benefit and defined contribution pension plans.

(i) Short term benefits

Short term benefits, including holiday pay and other similar non-monetary benefits, are recognised as an expense in the period in which the service is received.

(ii) Annual bonus plan

The Group operates an annual bonus plan for employees. An expense is recognised in the Profit and loss account when the company has a legal or constructive obligation to make payments under the plan as a result of past events and a reliable estimate of the obligation can be made.

(iii) Defined benefit pension plan

The Group operates a defined benefit pension plan, which was closed to all members on 31 July 2016. A defined benefit plan defines the pension benefit that the employee will receive on retirement, usually dependent upon several factors including age, length of service and remuneration. A defined benefit plan is a pension plan that is not a defined contribution plan.

The liability recognised in the Balance sheet in respect of the defined benefit plan is the present value of the defined benefit obligation at the end of the reporting date less the fair value of the plan assets at the reporting date.

Notes to the financial statements for the year ended 31 December 2016 (continued)

3. Summary of significant accounting policies (continued)

(h) Employee benefits (continued)

The defined benefit obligation is calculated using the projected unit credit method. Annually the Group engages independent actuaries to calculate the obligation. The present value is determined by discounting the estimated future payments using market yields on high quality corporate bonds that are denominated in sterling and that have terms approximating the estimated period of the future payments (discount rate).

The fair value of plan assets is measured in accordance with the FRS102 fair value hierarchy and in accordance with the Group's policy for similarly held assets. This includes the use of appropriate valuation techniques.

Actuarial gains and losses arising from experience adjustments and changes in actuarial assumptions are charged or credited to Other comprehensive income. These amounts together with the return on plan assets, less amounts included in net interest, are disclosed as 'Remeasurement of net defined benefit liability'.

The cost of the defined benefit plan, recognised in the Profit and loss account as employee costs, except where included in the cost of an asset, comprises:

- (a) the increase in pension benefit liability arising from employee service during the period; and
- (b) the cost of plan introductions, benefit changes, curtailments and settlements.

The net interest cost is calculated by applying the discount rate to the net balance of the defined benefit obligation and the fair value of plan assets. This cost is recognised in the Profit and loss account as 'Finance expense'.

(iv) Defined contribution pension plan

The Group operates a defined contribution plan for the benefit of its employees. A defined contribution plan is a pension plan under which the Group pays fixed contributions into a separate entity. Once the contributions have been paid the Group has no further payment obligations. The contributions are recognised as an expense when they are due. Amounts not paid are shown in accruals in the Balance sheet. The assets of the plan are held separately from the Group in independently administered funds.

Notes to the financial statements for the year ended 31 December 2016 (continued)

3. Summary of significant accounting policies (continued)

(i) Taxation

Taxation expense for the period comprises current and deferred tax recognised in the reporting period. Tax is recognised in the Profit and loss account, except to the extent that it relates to items recognised in Other comprehensive income or directly in equity. In this case tax is also recognised in Other comprehensive income or directly in equity respectively.

Current or deferred taxation assets and liabilities are not discounted.

(i) Current taxation

Current tax is the amount of income tax payable in respect of the taxable profit for the year or prior years. Tax is calculated on the basis of tax rates and laws that have been enacted or substantively enacted by the period end.

Management periodically evaluates positions taken in tax returns with respect to situations in which applicable tax regulation is subject to interpretation. It establishes provisions where appropriate on the basis of amounts expected to be paid to the tax authorities.

(ii) Deferred taxation

Deferred tax arises from timing differences that are differences between taxable profits and total comprehensive income as stated in the financial statements. These timing differences arise from the inclusion of income and expenses in tax assessments in periods different from those in which they are recognised in the Financial statements.

Deferred tax is recognised on all timing differences at the reporting date except for certain exceptions. Unrelieved tax losses and other deferred tax assets are only recognised when it is probable that they will be recovered against the reversal of deferred tax liabilities or other future taxable profits.

Deferred tax is measured using tax rates and laws that have been enacted or substantively enacted by the period end and that are expected to apply to the reversal of the timing difference.

Notes to the financial statements for the year ended 31 December 2016 (continued)

3. Summary of significant accounting policies (continued)

(j) Intangible assets

Computer software is stated at cost less accumulated amortisation and accumulated impairment losses. Software is amortised over its estimated useful life, of between three and five years on a straight line basis. Amortisation is charged to administration expenses in the Profit and loss account.

Where factors such as technological advancement or changes in market price, indicate that residual value or useful life have changed, the residual value, useful life, or amortisation rate are amended prospectively to reflect the new circumstances. The assets are reviewed for impairment if the above factors indicate that the carrying amount may be impaired.

(k) Tangible assets

Tangible assets are stated at cost (or deemed cost) less accumulated depreciation and accumulated impairment losses. Cost includes the original purchase price, costs directly attributable to bringing the asset into its working condition for its intended use, dismantling and restoration costs and borrowing costs capitalised.

(i) Land and buildings

Land and buildings include freehold assets. Land and buildings are stated at cost (or deemed cost for land and buildings held at valuation at the date of transition to FRS102) less accumulated depreciation and accumulated impairment losses.

The Company has adopted the transition exemption under FRS102 paragraph 35.10(d) and has elected to use the previous valuation as deemed cost.

(ii) Plant and machinery and fixtures, fittings, tools and equipment

Plant and machinery and fixtures, fittings, tools and equipment are stated at cost less accumulated depreciation and accumulated impairment losses.

(iii) Depreciation and residual values

Land is not depreciated. Depreciation on other assets is calculated, using the straight-line method, to allocate the cost to their residual values over their estimated useful lives, as follows:

Freehold buildings - over periods up to 40 years

Plant and machinery - over periods up to 20 years

Fixtures, fittings, tools and equipment - over periods up to 5 years

The assets' residual values and useful lives are reviewed and adjusted if appropriate, at the end of each reporting period. The effect of any change is accounted for prospectively.

Notes to the financial statements for the year ended 31 December 2016 (continued)

3. Summary of significant accounting policies (continued)

(k) Tangible assets (continued)

(iv) Subsequent additions and major components

Subsequent costs, including major inspections, are included in the assets carrying amount or recognised as a separate asset, as appropriate, only when it is probable that economic benefits associated with the item will flow to the company and the cost can be measured reliably.

The carrying amount of any replaced component is derecognised. Major components are treated as a separate asset where they have significantly different patterns of consumption of economic benefits and are depreciated separately over its useful life.

Repairs, maintenance and minor inspection costs are expensed as incurred.

(v) Assets in the course of construction

Assets in the course of construction are stated at cost. These assets are not depreciated until it is available for use.

(vi) Derecognition

Tangible assets are derecognised on disposal or when no future economic benefits are expected. On disposal, the difference between the net disposal proceeds and the carrying amount is recognised in the Profit and loss account and included in 'Other operating (losses)/gains'.

(l) Borrowing costs

All borrowing costs are recognised in the Profit and loss account in the period in which they are incurred.

(m) Leased assets

At inception the company assesses agreements that transfer the right to use assets. The assessment considers whether the arrangement is, or contains, a lease based on the substance of the arrangement.

Operating leased assets

Leases that do not transfer all the risks and rewards of ownership are classified as operating leases. Payments under operating leases are charged to the Profit and loss account on a straight-line basis over the period of the lease.

Notes to the financial statements for the year ended 31 December 2016 (continued)

3. Summary of significant accounting policies (continued)

(n) Impairment of non-financial assets

At each Balance sheet date non-financial assets not carried at fair value are assessed to determine whether there is an indication that the asset may be impaired. If there is such an indication, the recoverable amount of the asset is compared to the carrying amount of the asset.

The recoverable amount of the asset is the higher of the fair value less costs to sell and value in use. Value in use is defined as the present value of the future pre-tax and interest cash flows obtainable as a result of the asset's continued use. The pre-tax and interest cash flows are discounted using a pre-tax discount rate that represents the current market risk-free rate and the risks inherent in the asset.

If the recoverable amount of the asset is estimated to be lower than the carrying amount, the carrying amount is reduced to its recoverable amount. An impairment loss is recognised in the Profit and loss account, unless the assets has been revalue when the amount is recognised in Other comprehensive income to the extent of any previously recognised revaluation. Thereafter any excess is recognised in the Profit or loss account.

If an impairment loss is subsequently reversed, the carrying amount of the asset is increased to the *revised estimate of its recoverable amount, but only to the extent that the revised carrying amount does not exceed the carrying amount that would have been determined (net of depreciation)* had no impairment loss been recognised in prior periods. A reversal of an impairment loss is recognised in the Profit and loss account.

(o) Investments

Investment in subsidiary company is held at historical cost less accumulated impairment losses.

(p) Inventories

Inventories are stated at the lower of cost and estimated selling price less costs to complete and sell. Inventories are recognised as an expense in the period in which the related revenue is recognised. In respect of work in progress and finished goods, cost includes a relevant proportion of overheads according to the stage of manufacture or completion.

(q) Cash and cash equivalents

Cash and cash equivalents includes cash in hand, deposits held at call with banks, other short-term *highly liquid investments with original maturities of three months or less and bank overdrafts*. Bank overdrafts are shown within borrowings in current liabilities.

Notes to the financial statements for the year ended 31 December 2016 (continued)

3. Summary of significant accounting policies (continued)

(r) Provisions and contingencies

Provisions are recognised when the company has a present legal or constructive obligation as a result of past events; it is probable that an outflow of resources will be required to settle the obligation; and the amount of the obligation can be estimated reliably.

Where there are a number of similar obligations, the likelihood that an outflow will be required in settlement is determined by considering the class of obligations as a whole. A provision is recognised even if the likelihood of an outflow with respect to any one items included in the same class of obligations may be small.

(i) Restructuring provisions are recognised when the company has a detailed, formal plan for the restructuring and has raised a valid expectation in those affected by wither starting to implement the plan or announcing its main features to those affected and therefore has a legal or constructive obligation to carry out the restructuring;

(ii) Provisions are measured at the present value of the expenditures expected to be required to settle the obligation using a pre-tax rate that reflects current market assessments of the time value of money and the risks specific to the obligation. The increase in the provision due to passage of time is recognised as a finance cost.

(iii) Contingent liabilities, arising as a result of past events, are not recognised when (i) it is not probable that there will be an outflow of resources or that the amount cannot be reliably measured at the reporting date or (ii) when the existence will be confirmed by the occurrence or non-occurrence of uncertain future events not wholly within the company's control. Contingent liabilities are disclosed in the financial statements unless the probability of an outflow of resources is remote. Contingent assets are not recognised. Contingent assets are disclosed in the financial statements when an outflow of economic benefits is probable.

(s) Financial instruments

Basic financial assets, including trade and other receivables, amounts owed to group undertakings, and cash and bank balances, are initially recognised at transaction price, unless the arrangement constitutes a financing transaction, where the transaction is measured at the present value of the future receipts discounted at a market rate of interest.

Basic financial liabilities, including trade and other payables, bank loans, and loans from fellow group companies are initially recognised at transaction price, unless the arrangement constitutes a financial transaction, where the debt instrument is measured at the present value of the future receipts discounted at a market rate of interest.

Notes to the financial statements for the year ended 31 December 2016 (continued)

3. Summary of significant accounting policies (continued)

(t) Share capital

Ordinary shares are classified as equity. Incremental costs directly attributable to the issue of new ordinary shares or options are shown in equity as a deduction, net of tax, from the proceeds.

(u) Distribution to equity holders

Dividends and other distributions to Group's shareholders are recognised as a liability in the financial statements in the period in which the dividends and other distributions are approved by the Group's shareholders. These amounts are recognised in the statement of changes in equity.

(v) Related party transactions

The Group discloses transactions with related parties which are not wholly owned with the same group. It does not disclose transactions with members of the same group that are wholly owned.

Notes to the financial statements for the year ended 31 December 2016 (continued)

4. Critical accounting judgements and estimation uncertainty

Estimates and judgements are continually evaluated and are based on historical experience and other factors, including expectations of future events that are believed to be reasonable under the circumstances.

Critical accounting estimates and assumptions

The Group makes estimates and assumptions concerning the future. The resulting accounting estimates will, by definition, seldom equal the related actual results. The estimates and assumptions that have a significant risk of causing a material adjustment to the carrying amounts of assets and liabilities within the next financial year are addressed below:

(i) Useful economic lives of tangible assets

The annual depreciation charge for tangible assets is sensitive to changes in the estimates useful economic lives and residual values of the assets. They are amended when necessary to reflect current estimates, based on technological advancement, future investments, economic utilisation and the physical condition of the assets. See note 11 for the carrying amount of the property plant and equipment, and note 3(k) for the useful economic lives for each class of assets.

(ii) Inventory provisioning

The Group manufactures and converts speciality technical papers, and is subject to changing consumer demands and market trends. As a result it is necessary to consider the recoverability of the cost of inventory and the associated net realisable provisioning required. When calculating the inventory provision, management considers the nature and condition of the inventory, as well as applying assumptions around anticipated saleability of finished goods and future usage of raw materials. See note 13 for the net carrying amount of the inventory and associated provision.

(iii) Defined benefit pension scheme

The Group has an obligation to pay pension benefits to certain employees. The costs of these benefits and the present value of the obligation depend on a number of factors, including; life expectancy, salary increases, asset valuations and the discount rate on corporate bonds. Management estimates these factors in determining the net pension obligation in the balance sheet. The assumptions reflect historical experience and current trends. The scheme was closed to all member on 31 July 2016. See note 18 for the disclosures relating to the defined benefit pension scheme.

Notes to the financial statements for the year ended 31 December 2016 (continued)

5. Turnover

Analysis of turnover by geographical area:

	2016 £000	2015 £000
United Kingdom	4,655	4,567
Europe	27,957	27,968
USA	2,851	4,297
Rest of world	11,038	6,339
	<u>46,501</u>	<u>43,171</u>

6. Operating profit

Operating profit is stated after charging/(crediting):

	2016 £000	2015 £000
Wages and salaries	7,818	7,826
Social security costs	705	628
Other pension costs	(4,284)	1,603
Staff costs	<u>4,239</u>	<u>10,057</u>
Profit on disposal of tangible fixed assets	-	(12)
Depreciation of owned tangible assets	1,307	1,293
Amortisation of intangible assets	81	2
Operating lease charges	80	83
Research and development	439	394
Foreign exchange losses on trade	445	58
Audit fees payable to the company's auditors	75	77
Other services payable to the company's auditors	81	103
Inventories recognised as an expense	33,387	38,150
Impairment of inventories	43	95

Notes to the financial statements for the year ended 31 December 2016 (continued)

7. Employees and directors

Employees

The average monthly number of persons (including executive directors) employed by the company during the year was:

	2016	2015
By activity		
Production	159	158
Administration	54	53
	<u>213</u>	<u>211</u>

Directors

The directors' emoluments were as follows:

	2016	2015
	£000	£000
Aggregate emoluments	<u>-</u>	<u>-</u>

There are Nil (2015: Nil) UK based directors. The number of directors serving at the year end was 2 (2015: 2).

No director received remuneration for his services to the Group (2015: Nil). All directors emoluments are paid by fellow group undertakings; Hollingsworth and Vose Company, incorporated in the USA, and Hollingsworth and Vose GmbH, incorporated in Germany, who make no recharge for their services to other group companies, to this Group.

Key management compensation

Key management includes the directors of the Group. There are no key management compensation during the year (2015: Nil)

Notes to the financial statements for the year ended 31 December 2016 (continued)
8. Net interest expense
(a) Interest receivable and similar income

	2016 £000	2015 £000
Total interest receivable and similar income	-	-

(b) Interest payable and similar expenses

	2016 £000	2015 £000
Bank interest payable	119	138
Interest payable to group undertakings	278	516
Net interest expense on post-employment benefits	182	213
Total interest payable and similar expenses	579	867

(c) Net interest expense

	2016 £000	2015 £000
Interest receivable and similar income	-	-
Interest payable and similar expenses	579	867
Net interest expense	579	867

9. Tax on profit
(a) Tax expense included in profit or loss

	2016 £000	2015 £000
Current tax:		
UK corporation tax on profits for the year	623	442
Adjustment in respect of prior periods	24	(39)
Total current tax	647	403
Deferred tax:		
Current year	1,426	147
Prior year	(9)	171
Impact of change in tax rate	(188)	50
Total deferred tax	1,229	368
Tax on profit	1,876	771

Notes to the financial statements for the year ended 31 December 2016 (continued)
9. Tax on profit (continued)
(b) Tax (income)/expense included in other comprehensive income

	2016	2015
	£000	£000
Current tax	-	-
Deferred tax:		
Origination and reversal of timing differences	(1,286)	211
Total tax (income)/expense included in income	<u>(1,286)</u>	<u>211</u>

(c) Tax (income)/expense included in equity

	2016	2015
	£000	£000
Current tax	-	-
Deferred tax	(1,286)	211
Total tax (income)/expense included in equity	<u>(1,286)</u>	<u>211</u>

(d) Reconciliation of tax charge

Tax assessed for the year is lower (2015: lower) than the standard rate of corporation tax in the UK for the year ended 31 December 2016 of 20.00% (2015: 20.25%). The differences are explained below:

	2016	2015
	£000	£000
Profit before taxation	<u>12,237</u>	<u>4,712</u>
Profit before taxation multiplied by the standard rate of tax in the UK of 20.00% (2015: 20.25%)	2,447	954
Effects of:		
Expenses not deductible	18	43
Effects of other tax reliefs	(417)	(287)
Income not taxable	-	(118)
Effects of group relief / other reliefs	-	(3)
Adjustment from previous years	15	132
Tax rate changes	(187)	49
R&D relief	-	1
Tax charge for the year	<u><u>1,876</u></u>	<u><u>771</u></u>

Notes to the financial statements for the year ended 31 December 2016 (continued)

9. Tax on profit (continued)

(e) Tax rate changes

The main rate of corporation tax was aligned with the small profits rate at 20% with effect from 1 April 2015. Changes to the UK corporation tax rates were enacted as part of the Finance (No.2) Act 2015 which received Royal Assent on 18 November 2015 and Finance Act 2016 which received Royal Assent on 15 September 2016. These include reductions to reduce the main rate to 19% from 1 April 2017 and to 17% from 1 April 2020.

10. Intangible assets

<i>Group</i>	Goodwill £000	Software £000	Total £000
At 1 January 2016			
Cost	3,398	34	3,432
Accumulated amortisation	(3,398)	(31)	(3,429)
Net book amount	-	3	3
Year ended 31 December 2016			
Opening net book amount	-	3	3
Additions	-	236	236
Amortisation	-	(81)	(81)
Closing net book amount	-	158	158
At 31 December 2016			
Cost	3,398	270	3,668
Accumulated amortisation	(3,398)	(112)	(3,510)
Net book amount	-	158	158

Company

The company has no intangible assets.

Notes to the financial statements for the year ended 31 December 2016 (continued)**11. Tangible assets**

<i>Group</i>	Land and buildings £000	Plant and equipment £000	Motor vehicles £000	Assets in the course of construction £000	Total £000
At 1 January 2016					
Cost	4,905	37,378	112	517	42,912
Accumulated depreciation and impairment	(2,204)	(26,305)	(100)	-	(28,609)
Net book amount	2,701	11,073	12	517	14,303
Year ended 31 December 2016					
Opening net book amount	2,701	11,073	12	517	14,303
Additions	-	-	10	1,142	1,152
Disposals: cost	-	-	(6)	-	(6)
Reclassification	216	668	-	(884)	-
Depreciation	(99)	(1,202)	(6)	-	(1,307)
Disposals: depreciation	-	-	6	-	6
Closing net book amount	2,818	10,539	16	775	14,148
At 31 December 2016					
Cost	5,121	38,046	116	775	44,058
Accumulated depreciation and impairment	(2,303)	(27,507)	(100)	-	(29,910)
Net book amount	2,818	10,539	16	775	14,148

As at 31 December 2016, included in the above assets is equipment with a Net book amount of £5,199,000 (2015: £5,532,000) which is used as a collateral against borrowings of \$9,571,000 taken out in 2012 (see note 17).

Company

The company has no tangible assets.

12. Fixed asset investments*Company*

	2016 £000	2015 £000
At 1 January	14,364	11,364
Additions	-	3,000
At 31 December	14,364	14,364

Notes to the financial statements for the year ended 31 December 2016 (continued)

12. Fixed asset investments (continued)

The company holds 100% of the issued share capital of the following United Kingdom subsidiary undertakings:

Name of company	Class of shares	Nature of business
Hollingsworth and Vose Air Filtration Limited	Ordinary	Air filtration media
Hollingsworth and Vose Company Limited	Ordinary	Paper products
Postlip Pensions Limited	Ordinary	Pension trustee

In the opinion of the directors, the aggregate values of the shares in and the amounts owing from subsidiary undertakings are not less than the amounts at which they are shown in the balance sheet.

13. Inventories

	2016 £000	2015 £000
Raw materials and consumables	4,887	3,686
Work in progress	1	-
Finished goods and goods for resale	1,578	1,408
	<u>6,466</u>	<u>5,094</u>

14. Debtors

	2016 £000	2015 £000
Trade debtors	6,550	8,651
Amounts owed by group undertakings	15,984	9,224
Other debtors	111	65
Prepayments and accrued income	500	688
Deferred tax asset	1,207	876
	<u>24,352</u>	<u>19,504</u>

Trade debtors includes £Nil (2015: £Nil) falling due after more than one year.

Amounts owed by group undertakings are traded under standard customer terms.

Deferred tax assets relating to the Group's defined benefit pension liability were previously netted off against the liability number. The reclassification results in no changes to the comparative net assets, profit or comprehensive income for the year.

Notes to the financial statements for the year ended 31 December 2016 (continued)

15. Creditors: amounts falling due within one year

	2016	2015
	£000	£000
Bank loans and overdrafts (see note 17)	1,165	934
Trade creditors	2,601	835
Amounts owed to group undertakings	2,865	3,406
Corporation tax	191	364
Other taxation and social security	415	350
Other creditors	71	22
Accruals and deferred income	2,305	3,433
	<u>9,613</u>	<u>9,344</u>

The amounts owed to group undertakings are traded under standard supplier terms.

16. Creditors: amounts falling due after more than one year

	2016	2015
	£000	£000
Amounts falling due between one and five years		
Bank loans and overdrafts (see note 17)	1,933	2,572
Amounts owed to group undertakings	-	-
	<u>1,933</u>	<u>2,572</u>
Amounts falling due after more than five years		
Bank loans and overdrafts (see note 17)	-	-
Amounts owed to group undertakings	922	922
	<u>922</u>	<u>922</u>
	<u>2,855</u>	<u>3,494</u>

The amounts owed to group undertakings are traded under standard supplier terms. The company entered into a line of credit agreement due for repayment on 1 March 2021 bearing monthly interest at Libor + 2.5%.

17. Loans and other borrowings

	2016	2015
	£000	£000
Asset finance security note	3,098	3,506
	<u>3,098</u>	<u>3,506</u>

Banking facilities:

On 13 July 2012 the Group entered into an asset finance security note to borrow \$9,571,000 which is repayable over 84 monthly instalments bearing interest at 3.56% p.a. This loan is secured by a collateral of the Group's production equipment with a net book value of £5,199,000 as at 31 December 2016 (2015: £5,532,000).

Notes to the financial statements for the year ended 31 December 2016 (continued)

18. Post-employment benefits

The company operates a number of pension schemes for its employees. The amount recognised in the balance sheet is as follows:

	2016	2015
	£000	£000
Defined benefit scheme liability	7,102	4,871

The amount recognised in the profit and loss account is as follows:

	2016	2015
	£000	£000
Defined benefit scheme:		
Current service cost	869	1,549
Past service cost	-	-
Pension curtailment	(5,488)	-
Define contribution scheme	335	54
Total (credit)/charge in operating profit (Note 6)	<u>(4,284)</u>	<u>1,603</u>
Defined benefit scheme:		
Net interest expense (Note 8)	182	213
Total (credit)/charge	<u>(4,102)</u>	<u>1,816</u>

(a) Defined benefit scheme

For certain employees, the company operates a defined benefit scheme with assets held in a separately administered fund. The scheme provides retirement benefits on the basis of members' final salary. The plan is administered by an independent trustee, who is responsible for ensuring that the plan is sufficiently funded to meet current and future obligations. The company has agreed a funding plan with the trustee, whereby ordinary contributions are made into the scheme based on a percentage of active employees' salary. Additional contributions are agreed with the trustee to reduce the funding deficit where necessary.

On 31 July 2016, the defined benefit pension scheme was closed to all members. At the same time, the company established a defined contribution scheme to provide benefits to these employees.

A comprehensive actuarial valuation of the company pension scheme, using the projected unit credit method, was carried out at 31 March 2014 by Mercer Limited, independent consulting actuaries, and updated at 31 December 2016. Adjustments to the valuation at that date have been made based on the following assumptions:

	2016	2015
Expected rate of salary increases	N/A	3.85%
Expected rate of increase of pensions in payment	3.15%	3.05%
Discount rate	2.70%	4.00%
Rate of inflation	3.20%	3.10%

Notes to the financial statements for the year ended 31 December 2016 (continued)
18. Post-employment benefits (continued)

The mortality assumptions used were as follows:

	2016	2015
Longevity at age 65 for current pensioners:		
Men	22.10	23.20
Women	25.00	25.70
Longevity at age 65 for future pensioners (retiring in 25 years):		
Men	24.30	25.50
Women	27.40	28.10

Reconciliation of scheme assets and liabilities:

	Assets £000	Liability £000	Total £000
At 1 January 2016	33,710	(38,581)	(4,871)
Benefits paid	(975)	975	-
Employer contributions	893	-	893
Participant contributions	207	(207)	-
Current service cost	-	(869)	(869)
Interest income/(expense)	1,188	(1,370)	(182)
Curtailment	-	5,488	5,488
Remeasurement gains/(losses):			
Actuarial losses	2,825	(10,386)	(7,561)
Return on plan assets	-	-	-
At 31 December 2016	<u>37,848</u>	<u>(44,950)</u>	<u>(7,102)</u>

Total income/(cost) recognised in the profit and loss account:

	2016 £000	2015 £000
Current service cost	(869)	(1,549)
Interest cost	(182)	(213)
Curtailment	5,488	-
	<u>4,437</u>	<u>(1,762)</u>

The fair value of the plan assets was:

	2016 £000	2015 £000
Cash and cash equivalents	64	126
Equity instruments	26,088	23,348
Debt instruments	11,696	10,236
	<u>37,848</u>	<u>33,710</u>

Notes to the financial statements for the year ended 31 December 2016 (continued)

18. Post-employment benefits (continued)

The return on the plan assets was:

	2016	2015
	£000	£000
Interest income	1,188	1,219
Return on plan assets	2,825	(782)
Total return on plan assets	<u>4,013</u>	<u>437</u>

(b) Defined contribution scheme

Following the closure of the defined benefit scheme to new entrants, the company provides a defined contribution scheme for its employees.

The amount recognised as an expense for the defined contribution scheme was:

	2016	2015
	£000	£000
Current year contributions	<u>335</u>	<u>54</u>

19. Provisions for liabilities

Deferred tax

The provision for deferred tax consists of the following deferred tax liabilities:

	2016	2015
	£000	£000
At 1 January	439	74
Deferred tax charge in profit and loss account	360	246
Prior year deferred tax (credit)/charge in profit and loss account	(9)	171
Deferred tax credit relating to rate change	<u>(78)</u>	<u>(52)</u>
At 31 December	<u>712</u>	<u>439</u>

The Group has taken advantage of the exemption available under Section 479A of the Companies Act 2006 in respect of the requirement for audit of certain 100% subsidiaries. Further the company guarantees the performance of its subsidiaries in the course of their usual commercial activities.

As a result, for the year ended 31 December 2016, the following subsidiaries are entitled to exemption from audit:

Hollingsworth and Vose Company Limited	Company Number:	66266
Hollingsworth and Vose Air Filtration Limited	Company Number:	3926749 ✕

Notes to the financial statements for the year ended 31 December 2016 (continued)

20. Financial instruments

The company has the following financial instruments:

	2016	2015
	£000	£000
Financial assets that are debt instruments measured at amortised cost:		
Trade debtors	6,550	8,651
Amounts owed by group undertakings	15,984	9,224
Other debtors	111	65
	<u>22,645</u>	<u>17,940</u>
Financial liabilities measured at amortised cost:		
Bank loans and overdrafts	3,098	3,506
Trade creditors	2,601	835
Amounts owed to group undertakings	3,787	4,328
Other creditors	71	22
Accruals	2,305	3,433
	<u>11,862</u>	<u>12,124</u>

21. Called up share capital

Group and Company

	2016	2015
	£000	£000
<i>Authorised</i>		
Equity shares:		
13,255,000 (2015: 13,255,000) Ordinary shares of £1 each	13,255	13,255
<i>Allotted, called up and fully paid</i>		
Equity shares:		
11,154,000 (2015: 11,154,000) Ordinary shares of £1 each	11,154	11,154

Notes to the financial statements for the year ended 31 December 2016 (continued)
22. Notes to the cash flow statement

Net cash from operating activities	2016	2015
	£000	£000
Profit for the financial year	10,361	3,941
<i>Adjustments for:</i>		
Tax on profit on ordinary activities	1,876	771
Net interest expense	579	867
Operating profit	12,816	5,579
Amortisation of intangible assets	81	2
Depreciation of tangible assets	1,307	1,293
Profit on disposal of tangible assets	-	(12)
Post-employment benefits less payments	(5,512)	271
Working capital movements:		
(Increase)/decrease in inventories	(1,372)	162
Increase in debtors	(4,517)	(5,886)
(Decrease)/increase in creditors	(519)	722
Cash flow from operating activities	2,284	2,131

Analysis of changes in net debt	2014	Cash flow	2015	Cash flow	2016
	£000	£000	£000	£000	£000
Cash and cash equivalents	-	-	-	-	-
Long Term Loan	(4,205)	699	(3,506)	407	(3,098)
Total	(4,205)	699	(3,506)	407	(3,098)

23. Capital and other commitments

At 31 December, the Group had the following capital commitments:

	2016	2015
	£000	£000
Contract for future capital expenditure not provided in the financial statements	139	310

The company had the following future minimum lease payments under non-cancellable operating leases for each of the following periods:

	2016	2015
	£000	£000
Payments due:		
Not later than one year	75	79
Later than one year and not later than five years	124	157
Later than five years	-	-
	199	236

The company had no other off-balance sheet arrangements.

Notes to the financial statements for the year ended 31 December 2016 (continued)

24. Guarantees

A guarantee exists as at 31 December 2016 in favour of H M Revenue & Customs in respect of deferment of VAT to a maximum of £410,000 (2015: £410,000).

25. Related party transactions

See note 7 for the disclosure of the directors' remuneration and key management compensation.

The company is exempt from disclosing related party transactions with other companies that are wholly owned within the Group.

26. Controlling parties

The immediate parent undertaking is Isbourne Holdings GmbH., which prepares group financial statements available from its registered office: Lavhenhof, Metallstrasse 9A, CH-6304, ZUG. Switzerland.

The ultimate parent undertaking and controlling party of the largest group of undertakings of which the company is a member and for which group financial statements are drawn up is Hollingsworth and Vose Company, incorporated in the USA. Copies of its group financial statements, which include the company, are available from 112 Washington Street, East Walpole, Massachusetts, 02032, USA.

27. Events after the end of the reporting year

There are no post Balance Sheet events to report.