

Company Registration No. 03898254 (England and Wales)

**CAMBIAN HERITAGE II LTD**  
**ANNUAL REPORT AND FINANCIAL STATEMENTS**  
**FOR THE YEAR ENDED 30 SEPTEMBER 2021**



# CAMBIAN HERITAGE II LTD

## COMPANY INFORMATION

---

**Directors**

C K Dickinson  
F Sheikh  
H Sheikh  
J D Wiles

**Company number**

03898254

**Registered office**

Metropolitan House  
3 Darkes Lane  
Potters Bar  
Hertfordshire  
EN6 1AG

---

# **CAMBIAN HERITAGE II LTD**

## **CONTENTS**

---

	<b>Page</b>
Strategic report	1
Directors' report	2
Statement of comprehensive income	3
Statement of financial position	4 - 5
Statement of changes in equity	6
Notes to the financial statements	7 - 19

---

# CAMBIAN HERITAGE II LTD

## STRATEGIC REPORT

### FOR THE YEAR ENDED 30 SEPTEMBER 2021

---

The directors present the strategic report for the year ended 30 September 2021.

#### Review of the business

The company's Key Performance Indicators ("KPIs") are net assets and profit before tax.

Movement in the KPIs in the year were as follows:


	Year ended 2021	Year ended 2020	Movement
Net assets	£227.0m	£217.2m	4.5%
Profit before tax	£12.2m	£11.3m	8.12%

Non-financial KPIs are not material for the company as they are reviewed on a Group basis.

#### Business risks and strategy

There is a going concern risk because Cambian Heritage II has large intergroup balances which could negatively impact going concern. This risk is mitigated by the fact that both parties to the intergroup loan have the same ultimate controlling party

On behalf of the board



C K Dickinson

**Director**

29 July 2022

# CAMBIAN HERITAGE II LTD

## DIRECTORS' REPORT

**FOR THE YEAR ENDED 30 SEPTEMBER 2021**

---

The directors present their annual report and financial statements for the year ended 30 September 2021.

### **Principal activities**

The principal activity of the company continued to be that of the generation of capital growth through development of and investment in fit for purpose, well designed, high quality properties used in the childcare sector.

### **Results and dividends**

The results for the year are set out on page 3.

### **Directors**

The directors who held office during the year and up to the date of signature of the financial statements were as follows:

C K Dickinson

J Ivers

(Resigned 11 August 2021)

F Sheikh


H Sheikh

J D Wiles

### **Energy and carbon report**

As the company has not consumed more than 40,000 kWh of energy in this reporting period, it qualifies as a low energy user under these regulations and is not required to report on its emissions, energy consumption or energy efficiency activities.

On behalf of the board



C K Dickinson

**Director**

Date: 29 July 2022.....

## CAMBIAN HERITAGE II LTD

### STATEMENT OF COMPREHENSIVE INCOME FOR THE YEAR ENDED 30 SEPTEMBER 2021

	Notes	2021 £'000	2020 £'000
Revenue	4	12,591	12,591
Cost of sales		-	(55)
<b>Gross profit</b>		12,591	12,536
Administrative expenses		(4,490)	(5,478)
Exceptional item		(1)	1
<b>Operating profit</b>	6	8,100	7,059
Investment income	7	4,142	4,265
<b>Profit before taxation</b>		12,242	11,324
Tax on profit	8	(2,435)	(4,419)
<b>Profit and total comprehensive income for the financial year</b>		9,807	6,905

The income statement has been prepared on the basis that all operations are continuing operations.

# CAMBIAN HERITAGE II LTD

## STATEMENT OF FINANCIAL POSITION

AS AT 30 SEPTEMBER 2021

	Notes	2021 £'000	2020 £'000
<b>Non-current assets</b>			
Property, plant and equipment	9	2,523	2,562
Investment property	10	122,468	122,554
Investments	11	2,151	2,151
		<u>127,142</u>	<u>127,267</u>
<b>Current assets</b>			
Trade and other receivables	13	109,213	94,744
Cash and cash equivalents		22	23
		<u>109,235</u>	<u>94,767</u>
<b>Current liabilities</b>			
Trade and other payables	14	4,257	15
Taxation and social security		4,388	4,247
		<u>8,645</u>	<u>4,262</u>
<b>Net current assets</b>		<u>100,590</u>	<u>90,505</u>
<b>Total assets less current liabilities</b>		<u>227,732</u>	<u>217,772</u>
<b>Non-current liabilities</b>			
Deferred tax liabilities	15	699	546
<b>Net assets</b>		<u>227,033</u>	<u>217,226</u>
<b>Equity</b>			
Called up share capital	16	4,650	4,650
Revaluation reserve		76,451	76,451
Retained earnings		145,932	136,125
<b>Total equity</b>		<u>227,033</u>	<u>217,226</u>

For the financial year ended 30 September 2021 the company was entitled to exemption from audit under section 479A of the Companies Act 2006 relating to subsidiary companies.

The directors acknowledge their responsibilities for complying with the requirements of the Companies Act 2006 with respect to accounting records and the preparation of financial statements.

**CAMBIAN HERITAGE II LTD**


**STATEMENT OF FINANCIAL POSITION (CONTINUED)**

**AS AT 30 SEPTEMBER 2021**

---

The member has not required the company to obtain an audit of its financial statements for the year in question in accordance with section 476.

The financial statements were approved by the board of directors and authorised for issue on 29 July 2022..... and are signed on its behalf by:



C K Dickinson

**Director**

**Company Registration No. 03898254**



# CAMBIAN HERITAGE II LTD

## STATEMENT OF CHANGES IN EQUITY

**FOR THE YEAR ENDED 30 SEPTEMBER 2021**

	Share capital £'000	Revaluation reserve £'000	Retained earnings £'000	Total £'000
<b>Balance at 1 October 2019</b>	4,650	76,451	129,220	210,321
<b>Year ended 30 September 2020:</b>				
Profit and total comprehensive income for the year	-	-	6,905	6,905
<b>Balance at 30 September 2020</b>	4,650	76,451	136,125	217,226
<b>Year ended 30 September 2021:</b>				
Profit and total comprehensive income for the year	-	-	9,807	9,807
<b>Balance at 30 September 2021</b>	4,650	76,451	145,932	227,033

# CAMBIAN HERITAGE II LTD

## NOTES TO THE FINANCIAL STATEMENTS

**FOR THE YEAR ENDED 30 SEPTEMBER 2021**

---

### 1 Accounting policies

#### Company information

Cambian Heritage II Ltd is a private company limited by shares incorporated in England and Wales. The registered office is Metropolitan House, 3 Darkes Lane, Potters Bar, Hertfordshire, EN6 1AG. The company's principal activities and nature of its operations are disclosed in the directors' report.

#### 1.1 Accounting convention

The financial statements have been prepared in accordance with Financial Reporting Standard 101 Reduced Disclosure Framework (FRS 101) and in accordance with applicable accounting standards.

The financial statements are prepared in sterling, which is the functional currency of the company. Monetary amounts in these financial statements are rounded to the nearest £'000.

The financial statements have been prepared on the historical cost basis except that certain financial instruments are stated at their fair value. The principal accounting policies adopted are set out below.

The company has taken advantage of the following disclosure exemptions under FRS 101:

- the requirements of paragraphs 45(b) and 46-52 of IFRS 2 Share based Payment;
- the requirements of paragraphs 62, B64(d), B64(e), B64(g), B64(h), B64(j) to B64(m), B64(n)(ii), B64(o)(ii), B64(p), B64(q)(ii), B66 and B67 of IFRS 3 Business Combinations. Equivalent disclosures are included in the consolidated financial statements of its ultimate parent company, CareTech Holdings PLC in which the entity is consolidated;
- the requirements of paragraph 33 (c) of IFRS 5 Non current Assets Held for Sale and Discontinued Operations;
- the requirements of IFRS 7 Financial Instruments: Disclosures;
- the requirements of paragraphs 91-99 of IFRS 13 Fair Value Measurement;
- the requirement in paragraph 38 of IAS 1 'Presentation of Financial Statements' to present comparative information in respect of: (i) paragraph 79(a) (iv) of IAS 1, (ii) paragraph 73(e) of IAS 16 Property Plant and Equipment (iii) paragraph 118 (e) of IAS 38 Intangibles Assets, (iv) paragraphs 76 and 79(d) of IAS 40 Investment Property and (v) paragraph 50 of IAS 41 Agriculture;
- the requirements of paragraphs 10(d), 10(f), 16, 38A to 38D, 39 to 40 ,111 and 134-136 of IAS 1 Presentation of Financial Statements;
- the requirements of IAS 7 Statement of Cash Flows;
- the requirements of paragraphs 30 and 31 of IAS 8 Accounting Policies, Changes in Accounting Estimates and Errors;
- the requirements of paragraph 17 of IAS 24 Related Party Disclosures;
- the requirements in IAS 24 Related Party Disclosures to disclose related party transactions entered into between two or more members of a group, provided that any subsidiary which is a party to the transaction is wholly owned by such a member ; and
- the requirements of paragraphs 134(d)-134(f) and 135(c)-135(e) of IAS 36 Impairment of Assets.
- the requirements of paragraph 52, the second sentence of paragraph 89, and paragraphs 90, 91 and 93 of IFRS 16 Leases.

As permitted by FRS 101, the company has taken advantage of the disclosure exemptions available under that standard in relation to share based payments, financial instruments, capital management, presentation of a cash flow statement, presentation of comparative information in respect of certain assets, standards not yet effective, impairment of assets, business combinations, discontinued operations and related party transactions.

Where required, equivalent disclosures are given in the group accounts of CareTech Holdings PLC. The group accounts of CareTech Holdings PLC are available to the public and can be obtained as set out in note 17.

# CAMBIAN HERITAGE II LTD

## NOTES TO THE FINANCIAL STATEMENTS (CONTINUED)

FOR THE YEAR ENDED 30 SEPTEMBER 2021

### 1 Accounting policies

(Continued)

#### 1.2 Going concern

The directors have at the time of approving the financial statements, a reasonable expectation that the company has adequate resources to continue in operational existence for the foreseeable future. Thus the directors continue to adopt the going concern basis of accounting in preparing the financial statements.

#### 1.3 Revenue

The company recognises turnover from the following major source:

- Lease income from properties used in the childcare sector.

Turnover for the purpose of rental services is recognised rateably over the period of the lease.

#### 1.4 Property, plant and equipment

Property, plant and equipment are initially measured at cost and subsequently measured at cost or valuation, net of depreciation and any impairment losses.

Depreciation is recognised so as to write off the cost or valuation of assets less their residual values over their useful lives on the following bases:

Fixtures, fittings & equipment	15% straight line
Computers	15% straight line

The gain or loss arising on the disposal of an asset is determined as the difference between the sale proceeds and the carrying value of the asset, and is recognised in the income statement.

No depreciation is charged on assets under construction until the assets are ready for use.

#### 1.5 Investment properties

Investment property, which is property held to earn rentals and/or for capital appreciation, is initially measured at cost and subsequently measured at cost or valuation, net of depreciation and any impairment losses. The surplus or deficit on revaluation is recognised in profit or loss.

#### 1.6 Non-current investments

Interests in subsidiaries, associates and jointly controlled entities are initially measured at cost and subsequently measured at cost less any accumulated impairment losses. The investments are assessed for impairment at each reporting date and any impairment losses or reversals of impairment losses are recognised immediately in profit or loss.

A subsidiary is an entity controlled by the company. Control is the power to govern the financial and operating policies of the entity so as to obtain benefits from its activities.

#### 1.7 Impairment of tangible and intangible assets

At each reporting end date, the company reviews the carrying amounts of its tangible assets to determine whether there is any indication that those assets have suffered an impairment loss. If any such indication exists, the recoverable amount of the asset is estimated in order to determine the extent of the impairment loss (if any). Where it is not possible to estimate the recoverable amount of an individual asset, the company estimates the recoverable amount of the cash-generating unit to which the asset belongs.

# CAMBIAN HERITAGE II LTD

## NOTES TO THE FINANCIAL STATEMENTS (CONTINUED)

### FOR THE YEAR ENDED 30 SEPTEMBER 2021

---

#### 1 Accounting policies

(Continued)

Recoverable amount is the higher of fair value less costs to sell and value in use. In assessing value in use, the estimated future cash flows are discounted to their present value using a pre-tax discount rate that reflects current market assessments of the time value of money and the risks specific to the asset for which the estimates of future cash flows have not been adjusted.

If the recoverable amount of an asset (or cash-generating unit) is estimated to be less than its carrying amount, the carrying amount of the asset (or cash-generating unit) is reduced to its recoverable amount. An impairment loss is recognised immediately in profit or loss, unless the relevant asset is carried at a revalued amount, in which case the impairment loss is treated as a revaluation decrease.

Where an impairment loss subsequently reverses, the carrying amount of the asset (or cash-generating unit) is increased to the revised estimate of its recoverable amount, but so that the increased carrying amount does not exceed the carrying amount that would have been determined had no impairment loss been recognised for the asset (or cash-generating unit) in prior years. A reversal of an impairment loss is recognised immediately in profit or loss, unless the relevant asset is carried at a revalued amount, in which case the reversal of the impairment loss is treated as a revaluation increase.

#### 1.8 Cash and cash equivalents

Cash and cash equivalents include cash in hand, deposits held at call with banks, other short-term liquid investments with original maturities of three months or less, and bank overdrafts. Bank overdrafts are shown within borrowings in current liabilities.

#### 1.9 Financial assets

Financial assets are recognised in the company's statement of financial position when the company becomes party to the contractual provisions of the instrument. Financial assets are classified into specified categories, depending on the nature and purpose of the financial assets.

At initial recognition, financial assets classified as fair value through profit and loss are measured at fair value and any transaction costs are recognised in profit or loss. Financial assets not classified as fair value through profit and loss are initially measured at fair value plus transaction costs.

##### ***Financial assets at fair value through profit or loss***

When any of the above-mentioned conditions for classification of financial assets is not met, a financial asset is classified as measured at fair value through profit or loss. Financial assets measured at fair value through profit or loss are recognized initially at fair value and any transaction costs are recognised in profit or loss when incurred. A gain or loss on a financial asset measured at fair value through profit or loss is recognised in profit or loss, and is included within finance income or finance costs in the statement of income for the reporting period in which it arises.

##### ***Financial assets held at amortised cost***

Financial instruments are classified as financial assets measured at amortised cost where the objective is to hold these assets in order to collect contractual cash flows, and the contractual cash flows are solely payments of principal and interest. They arise principally from the provision of goods and services to customers (eg trade receivables). They are initially recognised at fair value plus transaction costs directly attributable to their acquisition or issue, and are subsequently carried at amortised cost using the effective interest rate method, less provision for impairment where necessary.

# CAMBIAN HERITAGE II LTD

## NOTES TO THE FINANCIAL STATEMENTS (CONTINUED)

### FOR THE YEAR ENDED 30 SEPTEMBER 2021

#### 1 Accounting policies

(Continued)

##### **Financial assets at fair value through other comprehensive income**

Debt instruments are classified as financial assets measured at fair value through other comprehensive income where the financial assets are held within the company's business model whose objective is achieved by both collecting contractual cash flows and selling financial assets, and the contractual terms of the financial asset give rise on specified dates to cash flows that are solely payments of principal and interest on the principal amount outstanding.

A debt instrument measured at fair value through other comprehensive income is recognised initially at fair value plus transaction costs directly attributable to the asset. After initial recognition, each asset is measured at fair value, with changes in fair value included in other comprehensive income. Accumulated gains or losses recognised through other comprehensive income are directly transferred to profit or loss when the debt instrument is derecognised.

The company has made an irrevocable election to recognize changes in fair value of investments in equity instruments through other comprehensive income, not through profit or loss. A gain or loss from fair value changes will be shown in other comprehensive income and will not be reclassified subsequently to profit or loss. Equity instruments measured at fair value through other comprehensive income are recognized initially at fair value plus transaction cost directly attributable to the asset. After initial recognition, each asset is measured at fair value, with changes in fair value included in other comprehensive income. Accumulated gains or losses recognized through other comprehensive income are directly transferred to retained earnings when the equity instrument is derecognized or its fair value substantially decreased. Dividends are recognized as finance income in profit or loss.

##### **Impairment of financial assets**

Financial assets, other than those measured at fair value through profit or loss, are assessed for indicators of impairment at each reporting end date.

Financial assets are impaired where there is objective evidence that, as a result of one or more events that occurred after the initial recognition of the financial asset, the estimated future cash flows of the investment have been affected.

##### **Derecognition of financial assets**

Financial assets are derecognised only when the contractual rights to the cash flows from the asset expire, or when it transfers the financial asset and substantially all the risks and rewards of ownership to another entity.

#### 1.10 Financial liabilities

The company recognises financial debt when the company becomes a party to the contractual provisions of the instruments. Financial liabilities are classified as either 'financial liabilities at fair value through profit or loss' or 'other financial liabilities'.

##### **Financial liabilities at fair value through profit or loss**

Financial liabilities are classified as measured at fair value through profit or loss when the financial liability is held for trading. A financial liability is classified as held for trading if:

- it has been incurred principally for the purpose of selling or repurchasing it in the near term, or
- on initial recognition it is part of a portfolio of identified financial instruments that the company manages together and has a recent actual pattern of short-term profit taking, or
- it is a derivative that is not a financial guarantee contract or a designated and effective hedging instrument.

Financial liabilities at fair value through profit or loss are stated at fair value with any gains or losses arising on remeasurement recognised in profit or loss.

# CAMBIAN HERITAGE II LTD

## NOTES TO THE FINANCIAL STATEMENTS (CONTINUED)

### FOR THE YEAR ENDED 30 SEPTEMBER 2021

---

#### 1 Accounting policies

(Continued)

##### **Other financial liabilities**

Other financial liabilities, including borrowings, trade payables and other short-term monetary liabilities, are initially measured at fair value net of transaction costs directly attributable to the issuance of the financial liability. They are subsequently measured at amortised cost using the effective interest method. For the purposes of each financial liability, interest expense includes initial transaction costs and any premium payable on redemption, as well as any interest or coupon payable while the liability is outstanding.

##### **Derecognition of financial liabilities**

Financial liabilities are derecognised when, and only when, the company's obligations are discharged, cancelled, or they expire.

#### 1.11 Equity instruments

Equity instruments issued by the company are recorded at the proceeds received, net of direct issue costs. Dividends payable on equity instruments are recognised as liabilities once they are no longer at the discretion of the company.

#### 1.12 Taxation

The tax expense represents the sum of the tax currently payable and deferred tax.

##### **Current tax**

The tax currently payable is based on taxable profit for the year. Taxable profit differs from net profit as reported in the income statement because it excludes items of income or expense that are taxable or deductible in other years and it further excludes items that are never taxable or deductible. The company's liability for current tax is calculated using tax rates that have been enacted or substantively enacted by the reporting end date.

##### **Deferred tax**

Deferred tax is the tax expected to be payable or recoverable on differences between the carrying amounts of assets and liabilities in the financial statements and the corresponding tax bases used in the computation of taxable profit, and is accounted for using the balance sheet liability method. Deferred tax liabilities are generally recognised for all taxable temporary differences and deferred tax assets are recognised to the extent that it is probable that taxable profits will be available against which deductible temporary differences can be utilised. Such assets and liabilities are not recognised if the temporary difference arises from goodwill or from the initial recognition of other assets and liabilities in a transaction that affects neither the tax profit nor the accounting profit.

The carrying amount of deferred tax assets is reviewed at each reporting end date and reduced to the extent that it is no longer probable that sufficient taxable profits will be available to allow all or part of the asset to be recovered. Deferred tax is calculated at the tax rates that are expected to apply in the period when the liability is settled or the asset is realised. Deferred tax is charged or credited in the income statement, except when it relates to items charged or credited directly to equity, in which case the deferred tax is also dealt with in equity. Deferred tax assets and liabilities are offset when the company has a legally enforceable right to offset current tax assets and liabilities and the deferred tax assets and liabilities relate to taxes levied by the same tax authority.

#### 1.13 Foreign exchange

Transactions in currencies other than pounds sterling are recorded at the rates of exchange prevailing at the dates of the transactions. At each reporting end date, monetary assets and liabilities that are denominated in foreign currencies are retranslated at the rates prevailing on the reporting end date. Gains and losses arising on translation in the period are included in profit or loss.

# CAMBIAN HERITAGE II LTD

## NOTES TO THE FINANCIAL STATEMENTS (CONTINUED)

### FOR THE YEAR ENDED 30 SEPTEMBER 2021

#### 2 Adoption of new and revised standards and changes in accounting policies

At the date of authorisation of these financial statements, certain new standards, amendments and interpretations to existing standards have been published by the IASB but are not yet effective and these have not been applied early by the Group. Management anticipates that the following pronouncements relevant to the Group's operation will be adopted in the Group's accounting policies for the first period beginning after the effective date of the pronouncement, once adopted by the EU:

Title	Subject	Effective date per standard
Amendment to IFRS 16 'Leases' COVID-19 – Related Rent Concessions beyond 30 June 2021	COVID-19 – Related Rent Concessions	1 April 2021 per IASB
Amendments to IFRS 9, IAS 39, IFRS 7, IFRS 4 and IFRS 16	Interest Rate Benchmark Reform – Phase 2	1 January 2021 per IASB
IFRS 17	Insurance Contracts	1 January 2023 per IASB
Amendments to IFRS 10 and IAS 28 (Sept 2014)	Sale or Contribution of Assets between an Investor and its Associate or Joint Venture	Postponed

The Directors expect that the adoption of the standards listed above will not have a material impact on the financial information of the Group in future reporting periods.

#### 3 Critical accounting estimates and judgements

In the application of the company's accounting policies, the directors are required to make judgements, estimates and assumptions about the carrying amount of assets and liabilities that are not readily apparent from other sources. The estimates and associated assumptions are based on historical experience and other factors that are considered to be relevant. Actual results may differ from these estimates.

The estimates and underlying assumptions are reviewed on an ongoing basis. Revisions to accounting estimates are recognised in the period in which the estimate is revised, if the revision affects only that period, or in the period of the revision and future periods if the revision affects both current and future periods.

The directors consider that there are no estimates and assumptions which have a significant risk of causing a material adjustment to the carrying amount of assets and liabilities.

#### 4 Revenue

	2021 £'000	2020 £'000
<b>Revenue analysed by class of business</b>		
Rental services	12,591	12,591

#### 5 Employees

The average monthly number of persons employed by the company during the year was nil (2020: nil).

# CAMBIAN HERITAGE II LTD

## NOTES TO THE FINANCIAL STATEMENTS (CONTINUED) FOR THE YEAR ENDED 30 SEPTEMBER 2021

### 5 Employees

(Continued)

None of the directors received any remuneration for their services to the company during the period (2020: nil).

The number of directors to whom pension contributions were accruing was nil (2020: nil).

### 6 Operating profit

	2021 £'000	2020 £'000
Operating profit for the year is stated after charging/(crediting):		
Depreciation of property, plant and equipment	39	39
Depreciation of investment property	86	314
	<u>125</u>	<u>353</u>

### 7 Investment income

	2021 £'000	2020 £'000
<b>Interest income</b>		
Interest receivable from group companies	4,142	4,265
	<u>4,142</u>	<u>4,265</u>

### 8 Taxation

	2021 £'000	2020 £'000
<b>Current tax</b>		
UK corporation tax on profits for the current period	2,282	4,247
	<u>2,282</u>	<u>4,247</u>
<b>Deferred tax</b>		
Origination and reversal of temporary differences	153	172
	<u>153</u>	<u>172</u>
<b>Total tax charge</b>	<u>2,435</u>	<u>4,419</u>



# CAMBIAN HERITAGE II LTD

## NOTES TO THE FINANCIAL STATEMENTS (CONTINUED)

### FOR THE YEAR ENDED 30 SEPTEMBER 2021

#### 8 Taxation

(Continued)

The charge for the year can be reconciled to the profit per the income statement as follows:

	2021 £'000	2020 £'000
Profit before taxation	12,242	11,324
Expected tax charge based on a corporation tax rate of 19.00% (2020: 19.00%)	2,326	2,152
Effect of expenses not deductible in determining taxable profit	-	68
Under/(over) provided in prior years	-	2,102
Deferred tax adjustments in respect of prior years	(59)	47
Restatement of deferred tax to 25% (2020: 19%)	168	50
<b>Taxation charge for the year</b>	<b>2,435</b>	<b>4,419</b>

#### 9 Property, plant and equipment

	Assets under construction £'000	Fixtures, fittings & equipment £'000	Computers £'000	Total £'000
<b>Cost</b>				
At 30 September 2020	2,458	293	49	2,800
At 30 September 2021	2,458	293	49	2,800
<b>Accumulated depreciation and impairment</b>				
At 30 September 2020	-	196	42	238
Charge for the year	-	36	3	39
At 30 September 2021	-	232	45	277
<b>Carrying amount</b>				
At 30 September 2021	2,458	61	4	2,523
At 30 September 2020	2,458	97	7	2,562

#### 10 Investment property

	2021 £'000
<b>Cost</b>	
At 1 October 2020 and 30 September 2021	163,356

# CAMBIAN HERITAGE II LTD

## NOTES TO THE FINANCIAL STATEMENTS (CONTINUED)

FOR THE YEAR ENDED 30 SEPTEMBER 2021

### 10 Investment property (Continued)

#### Accumulated depreciation

At 1 October 2020	40,802
Charge for the year	86

At 30 September 2021	40,888
----------------------	--------

#### Carrying value

At 30 September 2021	122,468
At 30 September 2020	122,554

### 11 Investments

	Non-current	
	2021	2020
	£'000	£'000
Investments in subsidiaries	2,151	2,151
	2,151	2,151

The company has not designated any financial assets that are not classified as held for trading as financial assets at fair value through profit or loss.

#### Fair value of financial assets carried at amortised cost

Except as detailed below the directors believe that the carrying amounts of financial assets carried at amortised cost in the financial statements approximate to their fair values.

#### Movements in non-current investments

	Shares in group undertakings £'000
<b>Cost or valuation</b>	
At 1 October 2020 & 30 September 2021	2,151
<b>Carrying amount</b>	
At 30 September 2021	2,151
At 30 September 2020	2,151

# CAMBIAN HERITAGE II LTD

## NOTES TO THE FINANCIAL STATEMENTS (CONTINUED) FOR THE YEAR ENDED 30 SEPTEMBER 2021

### 12 Subsidiaries

Details of the company's subsidiaries at 30 September 2021 are as follows:

Name of undertaking	Registered office	Nature of business	% Held
			Direct
Cambian Developments II Limited	Jersey	Dormant	100.00
Cambian Properties II Limited	Jersey	Dormant	100.00

### 13 Trade and other receivables

	2021 £'000	2020 £'000
Amounts owed by fellow group undertakings	109,213	94,744

Trade receivables disclosed above are classified as loans and receivables and are therefore measured at amortised cost.

### 14 Trade and other payables

	2021 £'000	2020 £'000
Amounts owed to fellow group undertakings	4,246	-
Accruals and deferred income	11	13
Other payables	-	2
	4,257	15

# CAMBIAN HERITAGE II LTD

## NOTES TO THE FINANCIAL STATEMENTS (CONTINUED)

FOR THE YEAR ENDED 30 SEPTEMBER 2021

### 15 Deferred taxation

The following are the major deferred tax liabilities and assets recognised by the company and movements thereon during the current and prior reporting period.

	ACAs £'000
Deferred tax liability at 1 October 2019	374
<b>Deferred tax movements in prior year</b>	
Credit to profit or loss	172
Deferred tax liability at 1 October 2020	546
<b>Deferred tax movements in current year</b>	
Credit to profit or loss	153
Deferred tax liability at 30 September 2021	699

Deferred tax assets and liabilities are offset in the financial statements only where the company has a legally enforceable right to do so.

	2021 £'000	2020 £'000
Deferred tax liabilities	699	546
	699	546

### 16 Share capital

	2021 £	2020 £
<b>Ordinary share capital</b>		
<b>Issued and fully paid</b>		
4,650,100 Ordinary shares of £1 each	4,650,100	4,650,100

### 17 Controlling party

The company's ultimate parent undertaking is CareTech Holdings PLC. The consolidated financial statements of this Group are available to the public and may be obtained from Metropolitan House, 3 Darkes lane, Potters Bar, Hertfordshire, EN6 1AG.

The company is included in the consolidated accounts of CareTech Holdings PLC.

# CAMBIAN HERITAGE II LTD

## NOTES TO THE FINANCIAL STATEMENTS (CONTINUED)

### FOR THE YEAR ENDED 30 SEPTEMBER 2021

---

#### 18 Financial instruments

These are designed to reduce the financial risks faced by the company, which primarily relate to credit, interest and liquidity risks, which arise in the normal course of the company's business.

##### **Credit risk**

Financial instruments which potentially expose the company to credit risk consist primarily of cash equivalents and trade receivables. Cash equivalents are deposited only with major financial institutions that satisfy certain credit criteria.

Management has a credit policy in place and exposure to credit risk is monitored on an ongoing basis. Credit evaluations are carried out on all significant prospective customers and all existing customers requiring credit beyond a certain threshold. Varying approval levels are set on the extension of credit depending upon the value of the sale.

Where the credit risk is deemed to have risen to an unacceptable level, remedial actions including the variation of terms of trade are implemented under the guidance of senior management until the level of credit risk has been normalised.

The company provides credit to customers in the normal course of business with a provision for specific doubtful receivables. The balance includes the amounts considered recoverable which also equals their fair value. The company does not require collateral in respect of financial assets. During the year there was no charge to the income statement for bad or doubtful debts (30 September 2020: £Nil).

At the balance sheet date, there were no significant concentrations of credit risk. The maximum exposure to credit risk is represented by the carrying amount of each financial asset.

##### **Interest rate risk**

The company finances its operations through called up share capital, retained profits, intergroup borrowings and bank borrowings. The company's income is by its nature relatively stable and its growth is, inter alia, impacted by inflation. Company policy is to balance interest rate fixes between the short, medium and long term. The benchmark rate for bank borrowings is LIBOR.

##### **Liquidity Risk**

The company prepares annual cash flow forecasts reflecting known commitments and anticipated projects. Borrowing facilities are arranged as necessary to finance requirements. The wider group has available bank and overdraft facilities, sufficient, with cash flow from profits, to fund present commitments. Term facilities are utilised to fund capital expenditure and short term flexibility is achieved by the utilisation of overdraft facilities in respect of financial liabilities. There were no contractual cash flow maturities at 30 September 2021 (30 September 2020: £Nil).

##### **Capital risk management**

The company manages its capital to ensure that activities of the company will be able to continue as going concerns whilst maximising returns for stakeholders through the optimisation of debt and equity. The company does not currently have any external debt and details of the company's equity are disclosed in the Statement of Financial Position.

##### **Foreign currency risk**

The company operates entirely in the UK and is not exposed to any foreign currency risks.

## **CAMBIAN HERITAGE II LTD**

### **NOTES TO THE FINANCIAL STATEMENTS (CONTINUED)**

***FOR THE YEAR ENDED 30 SEPTEMBER 2021***

---

#### **18 Financial instruments**

**(Continued)**

##### **Sensitivity analysis**

In managing interest rate risks the company aims to reduce the impact of short-term fluctuations on the company's earnings. Over the longer-term, however, permanent changes in interest rates would have an impact on earnings. However, the wider group's financing arrangements mean that there is not expected to be a significant impact from interest rate changes on the company.

##### **Fair values**

Book values are considered to be equivalent to fair values.