

Company registration number 3853410

Thistlegorm Underwriting Limited

Report and Financial Statements 31 December 2014



Thistlegorm Underwriting Limited

Contents

	Page No
Company Information	2
Report of the Directors	3
Strategic Report	5
Report of the Auditors	7
Profit and Loss Account - Technical Account – General Business	8
Profit and Loss Account - Non-Technical Account	9
Balance Sheet	10
Cash Flow Statement	12
Accounting Policies	13
Notes to the Financial Statements	17

Thistlegorm Underwriting Limited

Company Information

Directors

Nomina Plc
Elizabeth Parry Taylor
Peter Nigel Taylor

Company Secretary

Hampden Legal Plc

Registered Office

85 Gracechurch Street
London
EC3V 0AA

Auditors

PKF Littlejohn LLP
Statutory Auditor
1 Westferry Circus
Canary Wharf
London
E14 4HD

Solicitors

Jones Day
21 Tudor Street
London
EC4Y 0DJ

Thistlegorm Underwriting Limited

Report of the Directors

The Directors submit their Report together with the Financial Statements of the Company for the year ended 31 December 2014

Principal activities

The principal activity of the Company is that of trading as a Lloyd's corporate capital member. The Company continues to trade in 2015 and the Directors expect this year's result to be profitable.

Results and dividends

The results for the year are set out on pages 8 to 9 of the Financial Statements. Dividends totalling £5,000 were paid in the year (2013 £6,000).

Directors

The Directors who served at any time during the year were as follows:

Nomina Plc
Elizabeth Parry Taylor
Peter Nigel Taylor

Directors' responsibilities

The Directors are responsible for preparing the Report of the Directors, the Strategic Report and the Financial Statements in accordance with applicable laws and regulations.

Company law requires the Directors to prepare Financial Statements for each financial year. Under that law the Directors have elected to prepare the Financial Statements in accordance with United Kingdom Accounting Standards and applicable law (UK and Generally Accepted Accounting Practice). Under company law the Directors must not approve the Financial Statements unless they are satisfied that they give a true and fair view of the state of affairs of the Company and of the profit or loss of the Company for that period. In preparing those Financial Statements the Directors are required to:

- select suitable accounting policies and then apply them consistently,
- make judgements and accounting estimates that are reasonable and prudent
- state whether applicable accounting standards have been followed, subject to any material departures disclosed and explained in the Financial Statements, and
- prepare the Financial Statements on the going concern basis unless it is inappropriate to presume that the Company will continue in business.

The Directors are responsible for keeping adequate accounting records that are sufficient to show and explain the Company's transactions and disclose with reasonable accuracy at any time the financial position of the Company and to enable them to ensure that the Financial Statements comply with the Companies Act 2006. They are also responsible for safeguarding the assets of the Company and hence for taking reasonable steps for the prevention and detection of fraud and other irregularities.

Thistlegorm Underwriting Limited

Report of the Directors (continued)

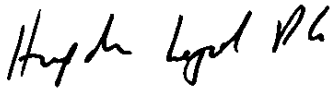
Auditors

PKF Littlejohn LLP has signified its willingness to continue in office as auditors

In the case of each of the persons who are Directors at the time this report is approved, the following applies:

- so far as the Directors are aware, there is no relevant audit information of which the Company's auditors are unaware, and
- they have taken all the steps that they ought to have taken as a Director in order to make themselves aware of any relevant audit information and to establish that the Company's auditors are aware of that information

Approved by the Board of Directors on 19 August 2015 and signed on its behalf by



Hampden Legal Plc
Secretary

Thistleghorm Underwriting Limited

Strategic Report

Business review and future developments

The Financial Statements incorporate the annual accounting results of the syndicates on which the Company participates for the 2012, 2013 and 2014 years of account, as well as any prior run-off years. The 2012 year closed at 31 December 2014 with a result of £67,523 (2011 £53,418). The 2013 and 2014 open underwriting accounts will normally close at 31 December 2015 and 2016.

Key performance indicators

The Directors monitor the performance of the Company by reference to the following key performance indicators

	2014	2013
Capacity (youngest underwriting year)	689,747	535,465
Gross premium written as a % of capacity	82.8%	86.4%
Underwriting profit of latest closed year		
as a % of capacity	13.6%	9.0%
Run-off years of account movement	-	-

Other performance indicators

As a result of the nature of this Company as a Lloyd's corporate member the majority of its activities are carried out by the syndicates in which it participates. The Company is not involved directly in the management of the syndicate's activities, including employment of syndicate staff, as these are the responsibility of the relevant managing agent. Each managing agent will also have responsibility for the environmental activities of each syndicate, although by their nature, insurers do not produce significant environmental emissions. As a result, the Directors of the Company do not consider it appropriate to monitor and report any performance indicators in relation to staff or environmental matters.

Financial risk management objectives and policies

As a corporate member of Lloyd's the majority of the risks to this Company's future cash flows arise from its participation in the results of Lloyd's syndicates. As detailed below, these risks are mostly managed by the managing agent of the syndicate. The Company's role in managing this risk is limited to selection of syndicate participations and monitoring performance of the syndicates. The Company is also directly exposed to these risks, but they are not considered material compared to the syndicate risk for the assessment of the assets, liabilities, financial position and profit or loss of the Company.

Syndicate risks

The syndicate's activities expose it to a variety of financial and non-financial risks. The managing agent is responsible for managing the syndicate's exposure to these risks and, where possible, introducing controls and procedures that mitigate the effects of the exposure to risk. Each year, the managing agent prepares a Lloyd's Capital Return ('LCR') for the syndicate, the purpose of this being to agree capital requirements with Lloyd's based on an agreed assessment of the risks impacting the syndicate's business, and the measures in place to manage and mitigate those risks from a quantitative and qualitative perspective. The risks described below are typically reflected in the LCR, and, typically, the majority of the total assessed value of the risks concerned is attributable to insurance risk.

The insurance risks faced by a syndicate include the occurrence of catastrophic events, downward pressure on pricing of risks, reductions in business volumes and the risk of inadequate reserving. Reinsurance risks arise from the risk that a reinsurer fails to meet their share of a claim. The management of the syndicate's funds is exposed to risks of investment, liquidity, currency and interest rates leading to financial loss. The syndicate is also exposed to regulatory and operational risks including its ability to continue to trade. However, supervision by Lloyd's provides additional controls over the syndicate's management of risks.

The Company manages the risks faced by the syndicates on which it participates by monitoring the performance of the syndicates it supports. This commences in advance of committing to support a syndicate for the following year, with a review of the business plan prepared for each syndicate by its managing agent. In addition, quarterly reports and annual accounts together with any other information made available by the managing agent are monitored and if necessary enquired into. If the Company considers that the risks being run by the syndicate are excessive it will seek confirmation from the managing agent that adequate management of the risk is in place and, if considered appropriate will withdraw support from the next underwriting year. The Company relies on advice provided by the members agent which acts for it who are specialists in assessing the performance and risk profiles of syndicates.

Investment and currency risks

The other significant risks faced by the Company are with regard to the investment of the available funds within its own custody. The elements of these risks are investment risk, liquidity risk, currency risk and interest rate risk. The main liquidity risk would arise if a syndicate had inadequate liquid resources for a large claim and sought funds from the Company to meet the claim. In order to minimise investment, credit and liquidity risk the Company's funds are invested in readily realisable short term cash deposits.

Thistlegorm Underwriting Limited

Strategic Report (continued)


Regulatory risks

The Company is subject to continuing approval by Lloyd's to be a member of a Lloyd's syndicate. The risk of this approval being removed is mitigated by monitoring and fully complying with all requirements in relation to membership of Lloyd's. The capital requirements to support the proposed amount of syndicate capacity for future years are subject to the requirements of Lloyd's. A variety of factors are taken into account by Lloyd's in setting these requirements including market conditions and syndicate performance and although the process is intended to be fair and reasonable, the requirements can fluctuate from one year to the next, which may constrain the volume of underwriting the Company is able to support.

Operational risks

As there are relatively few transactions actually undertaken by the Company there are only limited systems and staffing requirements of the Company and therefore operational risks are not considered to be significant. Close involvement of all Directors in the Company's key decision making and the fact that the majority of the Company's operations are conducted by syndicates, provides control over any remaining operational risks.

Approved by the Board of Directors on 19 August 2015 and signed on its behalf by



Hampden Legal Plc
Secretary

Thistleghorm Underwriting Limited

Report of the Auditors

Independent Auditor's report to the Members of Thistleghorm Underwriting Limited

We have audited the Financial Statements of Thistleghorm Underwriting Limited for the year ended 31 December 2014 which comprise the Profit and Loss Account, the Balance Sheet, the Cash Flow Statement and the related notes. The financial reporting framework that has been applied in their preparation is applicable law and United Kingdom Accounting Standards (United Kingdom Generally Accepted Accounting Practice).

This report is made solely to the Company's Members, as a body, in accordance with Chapter 3 of Part 16 of the Companies Act 2006. Our audit work has been undertaken so that we might state to the Company's Members those matters we are required to state to them in an auditor's report and for no other purpose. To the fullest extent permitted by law, we do not accept or assume responsibility to anyone, other than the Company and the Company's Members as a body, for our audit work, for this report, or for the opinions we have formed.

Respective responsibilities of Directors and Auditors

As explained more fully in the Directors' responsibilities statement, the Directors are responsible for the preparation of the Financial Statements and for being satisfied that they give a true and fair view. Our responsibility is to audit and express an opinion on the Financial Statements in accordance with applicable law and International Standards on Auditing (UK and Ireland). Those standards require us to comply with the Auditing Practices Board's Ethical Standards for Auditors.

Scope of the audit of the Financial Statements

An audit involves obtaining evidence about the amounts and disclosures in the Financial Statements, sufficient to give reasonable assurance that the Financial Statements are free from material misstatement, whether caused by fraud or error. This includes an assessment of whether the accounting policies are appropriate to the Company's circumstances and have been consistently applied and adequately disclosed, the reasonableness of significant accounting estimates made by the Directors, and the overall presentation of the Financial Statements. In addition, we read all the financial and non-financial information in the Report of the Directors and Strategic Report to identify material inconsistencies with the audited Financial Statements and to identify any information that is apparently materially incorrect based on, or materially inconsistent with, the knowledge acquired by us in the course of performing the audit. If we become aware of any apparent material misstatements or inconsistencies we consider the implications for our report.

Opinion on Financial Statements

In our opinion the Financial Statements

- give a true and fair view of the state of the Company's affairs as at 31 December 2014 and of its result for the year then ended,
- have been properly prepared in accordance with United Kingdom Generally Accepted Accounting Practice, and
- have been prepared in accordance with the requirements of the Companies Act 2006.

Opinion on other matter prescribed by the Companies Act 2006

In our opinion the information given in the Report of the Directors and Strategic Report for the financial year for which the Financial Statements are prepared is consistent with the Financial Statements.

Matters on which we are required to report by exception

We have nothing to report in respect of the following matters where the Companies Act 2006 requires us to report to you if, in our opinion:

- adequate accounting records have not been kept, or returns adequate for our audit have not been received from branches not visited by us, or
- the Financial Statements are not in agreement with the accounting records and returns, or
- certain disclosures of Directors' remuneration specified by law are not made, or
- we have not received all the information and explanations we require for our audit.



Carmine Papa (Senior statutory auditor)
For and on behalf of PKF Littlejohn LLP
Statutory auditor
19 August 2015

1 Westferry Circus
Canary Wharf
London
E14 4HD

Thistlegorm Underwriting Limited

Profit and Loss Account

Technical Account – General Business for the year ended 31 December 2014

	Note	2014 £	2013 £
Premiums written			
Gross premiums written	1	570,798	462,829
Outward reinsurance premiums		(89,890)	(86,933)
Net premiums written		480,908	375,896
Change in the provision for unearned premiums			
Gross provision		(63,940)	(7,569)
Reinsurers' share		1,867	2,955
Earned premiums, net of reinsurance		418,835	371,282
Allocated investment return transferred from the non-technical account		11,655	8,667
Other technical income net of reinsurance		-	-
Claims paid			
Gross amount		(200,283)	(250,697)
Reinsurers' share		43,555	55,451
Net claims paid		(156,728)	(195,246)
Change in the provision for claims			
Gross amount		(6,742)	72,643
Reinsurers' share		(16,883)	(18,563)
Change in the net provision for claims		(23,625)	54,080
Claims incurred, net of reinsurance		(180,353)	(141,166)
Changes in other technical provisions, net of reinsurance		-	-
Net operating expenses	3	(184,684)	(167,289)
Other technical charges, net of reinsurance		-	-
Balance on the technical account for general business		65,453	71,494

The accounting policies and notes are an integral part of these Financial Statements

Thistlegorm Underwriting Limited

Profit and Loss Account

Non - Technical Account

for the year ended 31 December 2014

	Note	2014 £	2013 £
Balance on technical account for general business		65,453	71,494
Investment income	4	28,783	20,472
Unrealised gains on investments		6,487	12,095
Investment expenses and charges	5	(8,044)	(9,352)
Unrealised losses on investments		(12,537)	(8,531)
Allocated investment return transferred to the general business technical account		(11,655)	(8,667)
Other income		-	-
Other charges		(12,640)	(6,449)
Profit/(loss) on ordinary activities before taxation	6	55,847	71,062
Tax on profit/(loss) on ordinary activities	7	(13,388)	(16,787)
Profit/(loss) for the financial year	14	42,459	54,275

All amounts relate to continuing operations

The Company had no recognised gains and losses in the year other than the result above

The accounting policies and notes are an integral part of these Financial Statements

Thistlegorm Underwriting Limited

Balance Sheet as at 31 December 2014

		31 December 2014			31 December 2013		
	Note	Syndicate participation £	Corporate £	Total £	Syndicate participation £	Corporate £	Total £
Assets							
Intangible assets	9	-	29,272	29,272	-	35,283	35,283
Investments							
Financial investments	10	610,268	-	610,268	596,104	-	596,104
Deposits with ceding undertakings		97	-	97	132	-	132
		610,365	-	610,365	596,236	-	596,236
Reinsurers' share of technical provisions							
Provision for unearned premiums		31,791	-	31,791	29,233	-	29,233
Claims outstanding		135,198	-	135,198	199,403	-	199,403
Other technical provisions		-	-	-	-	-	-
		166,989	-	166,989	228,636	-	228,636
Debtors							
Arising out of direct insurance operations		103,655	-	103,655	77,342	-	77,342
Arising out of reinsurance operations		229,805	-	229,805	190,496	-	190,496
Other debtors	11	47,551	283,154	330,705	38,800	80,387	119,187
		381,011	283,154	664,165	306,638	80,387	387,025
Other assets							
Cash at bank and in hand		31,338	31,586	62,924	27,897	15,500	43,397
Other		46,661	-	46,661	80,430	-	80,430
		77,999	31,586	109,585	108,327	15,500	123,827
Prepayments and accrued income							
Accrued interest		1,826	-	1,826	1,643	-	1,643
Deferred acquisition costs		78,298	-	78,298	48,411	-	48,411
Other prepayments and accrued income		2,051	-	2,051	1,153	-	1,153
		82,175	-	82,175	51,207	-	51,207
Total assets		1,318,539	344,012	1,662,551	1,291,044	131,170	1,422,214


The accounting policies and notes are an integral part of these Financial Statements

Thistlegorm Underwriting Limited

Balance Sheet as at 31 December 2014

		31 December 2014			31 December 2013		
	Note	Syndicate participation £	Corporate £	Total £	Syndicate participation £	Corporate £	Total £
Liabilities and shareholders' funds							
Capital and reserves							
Called up share capital	12	-	198	198	-	100	100
Share premium account		-	100,198	100,198	-	-	-
Profit and loss account	13	114,006	82,456	196,462	87,755	71,248	159,003
Shareholders' funds	14	114,006	182,852	296,858	87,755	71,348	159,103
Technical provisions							
Provision for unearned premiums		262,975	-	262,975	194,261	-	194,261
Claims outstanding – gross amount		773,745	-	773,745	864,315	-	864,315
Other technical provisions		-	-	-	-	-	-
Provisions for other risks and charges							
Deferred taxation	15	-	43,937	43,937	-	35,438	35,438
Other		-	-	-	-	-	-
Deposits received from reinsurers		35	-	35	5	-	5
Creditors							
Arising out of direct insurance operations		10,069	-	10,069	7,700	-	7,700
Arising out of reinsurance operations		101,806	-	101,806	88,892	-	88,892
Amounts owed to credit institutions		-	-	-	-	-	-
Other creditors including taxation and social security	16	47,995	97,620	145,615	45,806	5,000	50,806
		1,196,625	141,557	1,338,182	1,200,979	40,438	1,241,417
Accruals and deferred income		7,908	19,603	27,511	2,310	19,384	21,694
Total liabilities		1,318,539	344,012	1,662,551	1,291,044	131,170	1,422,214

Approved and authorised for issue by the Board of Directors on 19 August 2015 and signed on its behalf by



Jeremy Richard Holt Evans for and on behalf of Nomina Plc
Director

Company registration number 3853410

The accounting policies and notes are an integral part of these Financial Statements

Thistlegorm Underwriting Limited

Cash Flow Statement for the year ended 31 December 2014

	Note	2014 £	2013 £
Operating activities			
Net cash inflow/(outflow) from operating activities	17(a)	(76,813)	23,519
Returns on investments and servicing of finance		-	-
Capital expenditure			
Purchase of syndicate capacity		(1,046)	(35,283)
Proceeds from sale of syndicate capacity		-	-
Taxation			
Corporation and overseas taxes (paid)/refunded		(1,351)	(14,004)
Equity dividends paid		(5,000)	(6,000)
Financing			
Issue of shares		100,296	-
Share issue expenses		-	-
Net cash inflow/(outflow) for the year	17(b)	<u>16,086</u>	<u>(31,768)</u>
Cash flows were invested as follows			
Increase/(decrease) in cash holdings	17(b)	16,086	(31,768)
Purchase of financial investments		-	-
Sale of financial investments		-	-
Net investment of cash flows		<u>16,086</u>	<u>(31,768)</u>

The Company has no control over the disposition of assets and liabilities at Lloyd's. Consequently, the Cash Flow Statement is prepared reflecting only the movement in corporate funds, which includes transfers to and from the syndicates at Lloyd's.

The accounting policies and notes are an integral part of these Financial Statements.

Thistlegorm Underwriting Limited

Accounting Policies

Basis of preparation

The Financial Statements are prepared under the historical cost basis of accounting modified to include the revaluation of investments and comply with applicable Accounting Standards

The Company participates in insurance business as an underwriting member of various syndicates at Lloyd's

The Financial Statements have been prepared in accordance with Section 396(3) of the Companies Act 2006, Schedule 3 of the Large and Medium sized Companies and Groups (Accounts and Reports) Regulations 2008 and the recommendations of the Statement of Recommended Practice on Accounting for Insurance Business issued by the Association of British Insurers in December 2005, as amended in December 2006, except that exchange differences arising on syndicate assets and liabilities are dealt with in the technical account as all of these differences arise from technical account transactions

Accounting information in respect of the syndicate participations has been provided by the syndicate's managing agent and has been reported upon by the syndicate auditors

Going concern

The Company participates as an underwriting member of Lloyd's. Its underwriting is supported by Funds at Lloyd's either made available by the Company directly or by its members. The Directors are of the opinion that the Company has adequate resources to meet its underwriting and other operational obligations for the foreseeable future. Accordingly, the going concern concept has been adopted in preparation of the Financial Statements

Basis of accounting

The Financial Statements are prepared using the annual basis of accounting. Under the annual basis of accounting a result is determined at the end of each accounting period, reflecting the profit or loss from providing insurance coverage during that period and any adjustments to the profit or loss of providing insurance cover during earlier accounting periods

Amounts reported in the general business technical account relate to movements in the period in respect of all relevant years of account of the syndicates on which the Company participates

Assets and liabilities arising as a result of the underwriting activities are mainly controlled by the syndicates' managing agents. Accordingly, these assets and liabilities have been shown separately in the Balance Sheet as "Syndicate participation". Other assets and liabilities are shown as "Corporate". The syndicate assets are held subject to trust deeds for the benefit of the syndicates' insurance creditors

The information included in these Financial Statements in respect of the syndicates has been supplied by managing agents based upon the various accounting policies they have adopted. The following describes the policies they have adopted

General business

i Premiums

Premiums written comprise the total premiums receivable in respect of business inception during the year, together with any differences between booked premiums for prior years and those previously accrued, and include estimates of premiums due but not yet receivable or notified to the syndicates on which the Company participates, less an allowance for cancellations. All premiums are shown gross of commission payable to intermediaries and exclude taxes and duties levied on them

ii Unearned premiums

Written premium is earned according to the risk profile of the policy. Unearned premiums represent the proportion of premiums written in the year that relate to unexpired terms of policies in force at the Balance Sheet date, calculated on a time apportionment basis having regard where appropriate, to the incidence of risk. The specific basis adopted by each syndicate is determined by the relevant managing agent

Thistleghorm Underwriting Limited

Accounting Policies (continued)

iii Deferred acquisition costs

Acquisition costs, which represent commission and other related expenses, are deferred over the period in which the related premiums are earned

iv Reinsurance premiums

Reinsurance premium costs are allocated by the managing agent of each syndicate to reflect the protection arranged in respect of the business written and earned

v Claims incurred and reinsurers' share

Claims incurred comprise claims and settlement expenses (both internal and external) occurring in the year and changes in the provisions for outstanding claims, including provisions for claims incurred but not reported and settlement expenses, together with any other adjustments to claims from previous years. Where applicable, deductions are made for salvage and other recoveries

The provision for claims outstanding comprises amounts set aside for claims notified and claims incurred but not yet reported (IBNR). The amount included in respect of IBNR is based on statistical techniques of estimation applied by each syndicate's in-house reserving team and reviewed by external consulting actuaries. These techniques generally involve projecting from past experience the development of claims over time to form a view of the likely ultimate claims to be experienced for more recent underwriting, having regard to variations in the business accepted and the underlying terms and conditions. The provision for claims also includes amounts in respect of internal and external claims handling costs. For the most recent years, where a high degree of volatility arises from projections, estimates may be based in part on output from rating and other models of the business accepted and assessments of underwriting conditions.

The reinsurers' share of provisions for claims is based on calculated amounts of outstanding claims and projections for IBNR, net of estimated irrecoverable amounts, having regard to each syndicate's reinsurance programme in place for the class of business, the claims experience for the year and the current security rating of the reinsurance companies involved. Each syndicate uses a number of statistical techniques to assist in making these estimates.

Accordingly the two most critical assumptions made by each syndicate's managing agent as regards claims provisions are that the past is a reasonable predictor of the likely level of claims development and that the rating and other models used including pricing models for recent business are reasonable indicators of the likely level of ultimate claims to be incurred.

The level of uncertainty with regard to the estimations within these provisions generally decreases with time since the underlying contracts were exposed to new risks. In addition the nature of short tail claims such as property where claims are typically notified and settled within a short period of time will normally have less uncertainty after a few years than long tail risks such as some liability business where it may be several years before claims are fully advised and settled. In addition to these factors if there are disputes regarding coverage under policies or changes in the relevant law regarding a claim this may increase the uncertainty in the estimation of the outcomes.

The assessment of these provisions is usually the most subjective aspect of an insurer's accounts and may result in greater uncertainty within an insurer's accounts than within those of many other businesses. The provisions for gross claims and related reinsurance recoveries have been assessed on the basis of the information currently available to the directors of each syndicate's managing agent. However, ultimate liability will vary as a result of subsequent information and events and this may result in significant adjustments to the amounts provided. Adjustments to the amounts of claims provisions established in prior years are reflected in the Financial Statements for the period in which the adjustments are made. The provisions are not discounted for the investment earnings that may be expected to arise in the future on the funds retained to meet the future liabilities. The methods used, and the estimates made, are reviewed regularly.

vi Unexpired risks provision

Provisions for unexpired risks are made where the costs of outstanding claims, related expenses and deferred acquisition costs are expected to exceed the unearned premium provision carried forward at the Balance Sheet date. The provision for unexpired risks is calculated separately by reference to classes of business which are managed together, after taking into account relevant investment return. The provision is made on a syndicate by syndicate basis by the relevant managing agent.

Thistlethorn Underwriting Limited

Accounting Policies (continued)

vii Closed years of account

At the end of the third year, the underwriting account is normally closed by reinsurance into the following year of account. The amount of the reinsurance to close premium payable is determined by the managing agent, generally by estimating the cost of claims notified but not settled at 31 December, together with the estimated cost of claims incurred but not reported at that date, and an estimate of future claims handling costs.

Any subsequent variation in the ultimate liabilities of the closed year of account is borne by the underwriting year into which it is reinsured.

The payment of a reinsurance to close premium does not eliminate the liability of the closed year for outstanding claims. If the reinsuring syndicate was unable to meet its obligations, and the other elements of Lloyd's chain of security were to fail, then the closed underwriting account would have to settle outstanding claims.

The Directors consider that the likelihood of such a failure of the reinsurance to close is extremely remote, and consequently the reinsurance to close has been deemed to settle the liabilities outstanding at the closure of an underwriting account. The Company has included its share of the reinsurance to close premiums payable as technical provisions at the end of the current period, and no further provision is made for any potential variation in the ultimate liability of that year of account.

viii Run-off years of account

Where an underwriting year of account is not closed at the end of the third year (a 'run-off' year of account) a provision is made for the estimated cost of all known and unknown outstanding liabilities of that year. The provision is determined initially by the managing agent on a similar basis to the reinsurance to close. However, any subsequent variation in the ultimate liabilities for that year remains with the corporate member participating therein. As a result, any run-off year will continue to report movements in its results after the third year until such time as it secures a reinsurance to close.

ix Net operating expenses (including acquisition costs)

Net operating costs include acquisition costs, profit and loss on exchange and other amounts incurred by the syndicates on which the Company participates.

Acquisition costs, comprising commission and other costs related to the acquisition of new insurance contracts, are deferred to the extent that they are attributable to premiums unearned at the Balance Sheet date.

x Distribution of profits and collection of losses

Lloyd's operates a detailed set of regulations regarding solvency and the distribution of profits and payment of losses between syndicates and their members. Lloyd's continues to require membership of syndicates to be on an underwriting year of account basis and profits and losses belong to members according to their membership of a year of account. Normally profits and losses are transferred between the syndicate and members after results for a year of account are finalised after 36 months. This period may be extended if a year of account goes into run-off. The syndicate may make earlier on account distributions or cash calls according to the cash flow of a particular year of account and subject to Lloyd's requirements.

xi Investments

Investments are stated at current value, including accrued interest at the Balance Sheet date.

xii Investment return

Investment return comprises all investment income, realised investment gains and losses, movements in unrealised gains and losses, net of investment expenses and charges.

Realised and unrealised gains and losses are measured by reference to the original cost of the investment if purchased in the year or if held at the beginning of the year by reference to the current value at that date.

Investment return is initially recorded in the non-technical account. A transfer is made from the non-technical account to the general business technical account to reflect the investment return on funds supporting the underwriting business.

Thistleghorm Underwriting Limited

Accounting Policies (continued)

XIII Basis of currency translation

Syndicates maintain separate funds in Sterling, US dollars, Canadian dollars and Euros

Income and expenditure in US dollars, Canadian dollars and Euros is translated at the average rate of exchange for the year. Underwriting transactions denominated in other foreign currencies are included at the rate of exchange ruling at the date the transaction is processed.

Assets and liabilities are translated into Sterling at the rates of exchange at the Balance Sheet date.

Differences arising on translation of foreign currency amounts in syndicates are included in the technical account.

XIV Debtors/creditors arising from insurance/reinsurance operations

The amounts shown in the Balance Sheet include the totals of all the syndicates outstanding debit and credit transactions as processed by the Lloyd's central facility. No account has been taken of any offsets which may be applicable in calculating the net amounts due between the syndicates and each of their counterparty insureds, reinsurers or intermediaries as appropriate.

Taxation

The Company is taxed on its results including its share of underwriting results declared by the syndicates. These are deemed to accrue evenly over the calendar year in which they are declared. The syndicate results included in these Financial Statements are only declared for tax purposes in the calendar year following the normal closure of the year of account. No provision is made for corporation tax in relation to open years of account. However, full provision is made for deferred tax on underwriting results not subject to current corporation tax.

HM Revenue & Customs agrees the taxable results of the syndicates at a syndicate level on the basis of computations submitted by the managing agent. At the date of the approval of these Financial Statements the syndicate taxable results of years of account closed at this and at previous year ends may not have been fully agreed with HM Revenue & Customs. Any adjustments that may be necessary to the tax provisions established by the Company, as a result of HM Revenue & Customs agreement of syndicate results, will be reflected in the Financial Statements of subsequent periods.

Deferred taxation

Deferred tax is provided in full on timing differences which result in an obligation at the Balance Sheet date to pay more tax, or a right to pay less tax, at a future date at rates expected to apply when they crystallise, based on current tax rates and law.

Deferred tax assets are recognised to the extent that it is regarded as more likely than not that they will be recovered.

Deferred tax assets and liabilities have not been discounted.

Intangible assets

Costs incurred by the Company in the Corporation of Lloyd's auctions in order to acquire rights to participate on syndicates' underwriting years are included within intangible fixed assets and amortised over a five year period beginning in the year following the purchase of the syndicate participation.

Cash flow statement

The Company has no control over the disposition of assets and liabilities at Lloyd's. Consequently, the Cash Flow Statement is prepared reflecting only the movement in corporate funds, which includes transfers to and from syndicates at Lloyd's.

Thistleghorm Underwriting Limited

Notes to the Financial Statements for the year ended 31 December 2014

1 Class of business

2014	Gross written premiums £	Gross premiums earned £	Gross claims incurred £	Net operating expenses £	Reinsurance balance £	Total £
Direct insurance						
Accident and health	21,056	17,806	(6,628)	(9,386)	(837)	955
Motor – third party liability	1,841	1,719	(1,045)	(623)	4	55
Motor – other classes	14,734	10,431	(6,583)	(4,122)	(216)	(490)
Marine, aviation and transport	43,600	38,486	(17,538)	(14,379)	(3,237)	3,332
Fire and other damage to property	129,122	101,204	(33,545)	(38,723)	(18,659)	10,277
Third party liability	118,475	119,229	(64,496)	(41,963)	(7,757)	5,013
Credit and suretyship	20,688	11,954	(6,124)	(5,948)	90	(28)
Legal expenses	916	671	(284)	(384)	(15)	(12)
Assistance	-	-	-	-	-	-
Miscellaneous	2,771	2,217	(689)	(1,147)	(410)	(29)
Total direct	353,203	303,717	(136,932)	(116,675)	(31,037)	19,073
Reinsurance	217,595	203,141	(70,093)	(68,009)	(30,314)	34,725
Total	570,798	506,858	(207,025)	(184,684)	(61,351)	53,798

2013	Gross written premiums £	Gross premiums earned £	Gross claims incurred £	Net operating expenses £	Reinsurance balance £	Total £
Direct insurance						
Accident and health	14,003	13,442	(5,711)	(6,692)	(758)	281
Motor – third party liability	1,449	871	(464)	(447)	3	(37)
Motor – other classes	6,009	5,082	(2,123)	(2,359)	(856)	(256)
Marine, aviation and transport	36,594	37,783	(11,585)	(13,209)	(4,152)	8,837
Fire and other damage to property	81,391	83,666	(26,312)	(33,087)	(16,490)	7,777
Third party liability	120,308	117,773	(68,382)	(49,877)	5,957	5,471
Credit and suretyship	8,438	6,922	(431)	(4,482)	(714)	1,295
Legal expenses	406	420	(123)	(285)	(83)	(71)
Assistance	-	-	-	-	-	-
Miscellaneous	(59)	(26)	33	(24)	11	(6)
Total direct	268,539	265,933	(115,098)	(110,462)	(17,082)	23,291
Reinsurance	194,290	189,327	(62,956)	(56,827)	(30,008)	39,536
Total	462,829	455,260	(178,054)	(167,289)	(47,090)	62,827

2. Geographical analysis

	2014 £	2013 £
Direct gross premium written in		
United Kingdom	293,427	233,913
Other EU Member States	2,703	2,491
Rest of the World	57,073	32,135
	353,203	268,539

3. Net operating expenses

	2014 £	2013 £
Acquisition costs	155,251	104,304
Change in deferred acquisition costs	(31,002)	(3,766)
Administrative expenses	67,251	52,152
Loss/(profit) on exchange	(6,816)	14,599
	184,684	167,289

Thistlegorm Underwriting Limited

Notes to the Financial Statements (continued) for the year ended 31 December 2014

4. Investment income	2014	2013
	£	£
Income from investments	16,335	17,562
Gains on the realisation of investments	12,426	2,890
Bank deposit interest	22	20
	28,783	20,472
5 Investment expenses and charges	2014	2013
	£	£
Investment management expenses, including interest	1,457	2,108
Losses on the realisation of investments	6,587	7,244
	8,044	9,352
6 Profit/(loss) on ordinary activities before taxation	2014	2013
	£	£
This is stated after charging		
Directors remuneration	-	-
Amortisation of syndicate capacity	7,057	388
Interest on bank loan and overdrafts	-	-
Interest on other loans	-	-
The Company has no employees		
The auditors, PKF Littlejohn LLP, charge a fixed fee to Nomina Plc for the provision of the audit of the Company. This fee is included within the service fee charged to the Company by Nomina Plc and equates to approximately £72 (2013 £80)		
7. Taxation	2014	2013
	£	£
Analysis of charge in year		
Current tax		
UK corporation tax on profit/(loss) of the year	3,499	(856)
Adjustment in respect of previous years	111	-
	3,610	(856)
Foreign tax	1,279	1,548
Total current tax	4,889	692
Deferred tax		
Origination and reversal of timing differences	8,499	16,095
Change in tax rate	-	-
	13,388	16,787
Factors affecting tax charge for year		
The tax assessed for the year is different to the standard rate of corporation tax in the UK of 20.00% (2013 20.00%)		
The differences are explained below		
Profit/(loss) on ordinary activities before tax	55,847	71,062
Profit/(loss) on ordinary activities multiplied by standard rate of corporation tax in the UK of 20.00% (2013 20.00%)	11,169	14,212
Effects of		
Underwriting results subject to timing differences for taxation	(5,109)	(12,410)
Utilisation of tax losses	-	855
Foreign tax	1,279	1,548
Other corporation tax computation adjustments	(2,633)	(2,658)
Marginal rates of taxation and prior period adjustment	183	(855)
	4,889	692
Current tax charge for the year		

Thistleghorm Underwriting Limited

Notes to the Financial Statements (continued) for the year ended 31 December 2014

7. Taxation (continued)

The results of the Company's participation on the 2012, 2013 and 2014 years of account and the calendar year movement on 2011 and prior run-offs will not be assessed to tax until the year ended 31 December 2015, 2016 and 2017 respectively being the year after the calendar year result of each run-off year or the normal date of closure of each year of account

8. Dividends	2014 £	2013 £
Equity dividends declared and paid	5,000	6,000
9 Intangible assets	2014 £	2013 £
Purchased syndicate capacity		
Cost		
At 01 January 2014	50,559	15,276
Additions	1,046	35,283
Disposals	-	-
At 31 December 2014	51,605	50,559
Amortisation		
At 01 January 2014	15,276	14,888
Provided during the year	7,057	388
Disposals	-	-
At 31 December 2014	22,333	15,276
Net book value		
At 31 December 2014	29,272	35,283
At 31 December 2013	35,283	388

10 Investments

Other financial investments - Syndicate

	2014		2013	
	Market value £	Cost £	Market value £	Cost £
Shares and other variable yield securities and units in unit trusts	66,768	54,392	61,946	61,147
Debt securities and other fixed income securities	511,667	512,937	498,810	502,445
Participation in investment pools	13,882	11,778	25,022	23,549
Loans secured by mortgages	471	470	2,996	2,988
Other loans	5,816	5,816	475	475
Deposits with credit institutions	2,152	2,152	620	620
Other	9,512	8,054	6,235	6,140
	610,268	595,599	596,104	597,364
Listed investments included within the above	592,317	579,107	585,778	587,141

Thistleghorm Underwriting Limited

Notes to the Financial Statements (continued) for the year ended 31 December 2014

10 Investments (continued)

	2014		2013	
	Market value £	Cost £	Market value £	Cost £
Other financial investments - Corporate				
Shares and other variable yield securities	-	-	-	-
Debt securities and other fixed income securities	-	-	-	-
	-	-	-	-
Listed investments included within the above	-	-	-	-

11. Other debtors

	2014			2013		
	Syndicate participation £	Corporate £	Total £	Syndicate participation £	Corporate £	Total £
Amounts due from group undertakings	-	-	-	-	-	-
Proprietors' loan accounts	-	-	-	-	-	-
Funds at Lloyd's	-	283,061	283,061	-	79,412	79,412
Deferred tax asset (note 15)	-	-	-	-	-	-
Other	47,551	93	47,644	38,800	975	39,775
	47,551	283,154	330,705	38,800	80,387	119,187

Funds at Lloyd's represents assets deposited with the Corporation of Lloyd's (Lloyd's) to support the Company's underwriting activities as described in the Accounting Policies. The Company has entered into a Lloyd's Deposit Trust Deed which gives the Corporation the right to apply these monies in settlement of any claims arising from the participation on the syndicates. These monies can only be released from the provision of this Deed with Lloyd's express permission, and only in circumstances where the amounts are either replaced by an equivalent asset, or after the expiration of the Company's liabilities in respect of its underwriting.

12 Share capital

Allotted, called-up and fully paid

	2014		2013	
	Issued	Value £	Issued	Value £
Ordinary £1 shares	198	198	100	100

During the year the Company issued 98 Ordinary £1 shares

13. Profit and loss account

	2014			2013		
	Syndicate participation £	Corporate £	Total £	Syndicate participation £	Corporate £	Total £
Retained profit/(loss) brought forward	87,755	71,248	159,003	22,792	87,936	110,728
Reallocate distribution	(53,406)	53,406	-	(18,174)	18,174	-
Profit/(loss) for the financial year	79,657	(37,198)	42,459	83,137	(28,862)	54,275
Equity dividends	-	(5,000)	(5,000)	-	(6,000)	(6,000)
Retained profit/(loss) carried forward	114,006	82,456	196,462	87,755	71,248	159,003

Thistleghorm Underwriting Limited

Notes to the Financial Statements (continued) for the year ended 31 December 2014

14 Reconciliation of movements in shareholders' funds

	2014 £	2013 £
Opening shareholders' funds	159,103	110,828
Profit/(loss) for the financial year	42,459	54,275
Equity dividends	(5,000)	(6,000)
Proceeds from issue of shares	100,296	-
Closing shareholders' funds	296,858	159,103

15 Deferred taxation assets/(liabilities)

	2014 £	2013 £
Opening balance	(35,438)	(19,343)
Profit and loss account (charge)/credit	(8,499)	(16,095)
Closing balance	(43,937)	(35,438)

The deferred tax balance consists of timing differences relating to the taxation of underwriting results. Deferred tax assets are shown within Other debtors (note 11).

16. Other creditors including taxation and social security

	2014			2013		
	Syndicate participation £	Corporate £	Total £	Syndicate participation £	Corporate £	Total £
Corporation tax	-	2,564	2,564	-	-	-
Proprietors' loan accounts	-	95,056	95,056	-	5,000	5,000
Third party funds	-	-	-	-	-	-
Other creditors	47,995	-	47,995	45,806	-	45,806
Amount due to group undertakings	-	-	-	-	-	-
	47,995	97,620	145,615	45,806	5,000	50,806

17. (a) Reconciliation of operating profit to net cash inflow/(outflow) from operating activities

	2014 £	2013 £
Profit or loss on ordinary activities before tax	55,847	71,062
(Profit)/loss attributable to syndicate transactions	(26,251)	(64,963)
Profit or loss -- excluding syndicate transactions	29,596	6,099
(Increase)/decrease in debtors	(203,740)	14,133
Increase/(decrease) in creditors	90,275	2,899
(Profit)/loss on disposal of intangible assets	-	-
Amortisation of syndicate capacity	7,057	388
Impairment of syndicate capacity	-	-
Realised/unrealised (gains)/losses on investments	(1)	-
Net cash inflow/(outflow) from operating activities	(76,813)	23,519

(b) Movement in cash, portfolio investments and financing

	At 1 January 2014 £	Cash flow £	Changes to market value £	At 31 December 2014 £
Cash	15,500	16,086	-	31,586
Other financial investments	-	-	-	-
	15,500	16,086	-	31,586

Thistleorm Underwriting Limited

Notes to the Financial Statements (continued) for the year ended 31 December 2014

18 Related party disclosure

Nomina plc, a director of the Company, provides administration services to the Company. Nomina plc charged a management fee of £2,750 (2013 £2,750) to cover all the costs of basic administration of the Company.

19. Ultimate controlling party

The Company is controlled by P N Taylor.

20. Syndicate participation

The principal syndicates or members' agent pooling arrangements (MAPA') in which the Company participates as an underwriting member are as follows:

Syndicate or MAPA number	Managing agent	2015 Allocated capacity £	2014 Allocated capacity £	2013 Allocated capacity £	2012 Allocated capacity £
33	Hiscox Syndicates Limited	59,474	59,474	56,500	56,500
386	QBE Underwriting Limited	51,999	60,918	60,918	60,918
510	Tokio Marine Kiln Syndicates Limited	17,811	17,811	17,811	17,811
557	Tokio Marine Kiln Syndicates Limited	12,551	12,551	12,551	12,551
609	Atrium Underwriters Limited	33,386	33,386	33,386	33,386
623	Beazley Furlonge Limited	40,860	43,841	40,593	38,734
727	S A Meacock & Company Limited	29,260	29,260	29,260	29,260
958	Canopus Managing Agents Limited	20,580	19,468	24,475	31,150
1200	Argo Managing Agency Limited	23,747	23,747	23,747	23,747
1729	Asta Managing Agency Limited	10,326	10,326	-	-
2014	Pembroke Managing Agency Limited	36,105	36,105	-	-
2525	Asta Managing Agency Limited	16,800	16,800	16,800	16,800
2791	Managing Agency Partners Limited	67,391	76,357	86,710	86,710
5820	ANV Syndicates Limited	25,000	25,000	25,000	-
6103	Managing Agency Partners Limited	3,659	9,087	12,500	12,500
6104	Hiscox Syndicates Limited	15,000	15,000	12,500	12,501
6105	Ark Syndicate Management Limited	10,452	10,452	3,308	5,958
6106	Amlin Underwriting Limited	-	-	12,500	12,500
6110	Pembroke Managing Agency Limited	-	-	25,486	14,159
6111	Catlin Underwriting Agencies Limited	34,108	34,642	30,000	20,615
6117	Asta Managing Agency Limited	17,381	26,327	-	-
7214	Members' Agents Pooling Arrangement	112,704	117,775	-	-
7217	Members' Agents Pooling Arrangement	12,847	11,420	11,420	11,420
7227	Members' Agents Pooling Arrangement	887	-	-	-