


Strategic Report, Report of the Directors and
Financial Statements
for the Year Ended 30 May 2020
for
Farmers Fresh Limited

SATURDAY



AA5IEVS9

A13

29/05/2021

#30

COMPANIES HOUSE

Contents of the Financial Statements
for the year ended 30 May 2020

	Page
Company Information	1
Strategic Report	2 to 3
Report of the Directors	4 to 5
Report of the Independent Auditors	6 to 7
Income Statement	8
Other Comprehensive Income	9
Balance Sheet	10
Statement of Changes in Equity	11
Notes to the Financial Statements	12 to 22

Farmers Fresh Limited

Company Information
for the year ended 30 May 2020

DIRECTORS:

T J Bayliss
G Jones
W A Lammas
D T Owen
T I Simpson
S T Morris
D Powell
J A Geldard
M J Gooding
J H Wescott

REGISTERED OFFICE:

The Abattoir
Rouncil Lane
Kenilworth
Warwickshire
CV8 1NN

REGISTERED NUMBER:

03851239 (England and Wales)

AUDITORS:

Clifford Roberts
Chartered Accountants &
Statutory Auditors
Pacioli House
9 Brookfield
Duncan Close
Northampton
Northamptonshire
NN3 6WL

SOLICITORS:

Burges Salmon
Narrow Quay House
Narrow Quay
Bristol
BS1 4AH

Strategic Report
for the year ended 30 May 2020

The directors present their strategic report for the year ended 30 May 2020.

PRINCIPAL ACTIVITY

The principal activity of the company in the year under review was that of an abattoir.

REVIEW OF BUSINESS

The directors monitor the performance of the business by reviewing the results of the activities and benchmarking against similar enterprises.

The company continued its trade as a lamb abattoir and sold in excess of 550,293 units (2019: 613,075 units) of meat at a margin of approximately 18.2% (2019: 17.2%). Distribution costs have risen as expected despite the fall in sales volume due to the additional haulage required on international sales, however, administrative expenses have decreased. This is primarily due to the bad debts and significant repairs and renewals cost reflected in the prior year.

The company was invoiced management charges amounting to £224,169 (2019: £234,224) for the year by the parent company. These charges are included in the administrative expenses and have reduced the operating profit of the company.

The combination of all the above movements has resulted in a marginal increase in the profit before tax.

The directors are pleased to be able to continue the good performance of the company during this period of uncertainty.

Farmers Fresh Limited

Strategic Report
for the year ended 30 May 2020

PRINCIPAL RISKS AND UNCERTAINTIES

Exposure to foreign currency, credit, liquidity, interest rate and other price risk arises in the normal course of Farmers Fresh Limited's business. These risks are limited by the company's financial management policies described below.

Foreign currency risk

The company is exposed to foreign currency risk due to its level of sales to European customers. The risk is limited by selling euros as and when the exchange rate favours the company and by the use of forward contracts.

Credit risk

The company has implemented policies that require appropriate credit checks on potential customers before sales are made. The debtors ledger is reviewed on an on-going basis to identify unpaid amounts with overdue debts being chased on a regular basis. Provisions for bad debts are made where appropriate and funds are set-aside to cover cashflow shortages from bad debts.

Liquidity risk

The directors have ultimate responsibility for liquidity risk management in maintaining adequate reserves, banking and borrowing facilities. Active management of the cash position is undertaken with future cash flows being reviewed to ensure that significant liquid resources are available.


Interest rate risk

With the acquisition of a sister company in Wales, the group has increased exposure to interest rate risk through the impact of rate changes in interest bearing borrowings. Active management of the group's exposure to interest rate fluctuations is undertaken by managing the borrowings on a group wide basis. This mitigates the group's risk overall, but increases the risk to the company itself.

Other price risk

The company is exposed to live stock price risks through changes in commodity prices world wide. Active management of the company's exposure to this is undertaken on a daily basis with reference to the Agriculture and Horticulture Development Board lamb prices.

ON BEHALF OF THE BOARD:

A handwritten signature in black ink, appearing to read 'Michael Gooding', is written over a horizontal line.

M J Gooding - Director

12 May 2021

Report of the Directors
for the year ended 30 May 2020

The directors present their report with the financial statements of the company for the year ended 30 May 2020.

DIVIDENDS

An interim dividend of £125,430 (2019: £125,430) per share was paid during the year.

The total distribution of dividends for the year ended 30 May 2020 will be £125,430 (2019: £125,430).

FUTURE DEVELOPMENTS

We have considered the impact of Brexit and Covid-19 on the operation of the group's business as a whole. Like all businesses, we anticipate that there will be some short term disruption to the supply of goods in to and out of the United Kingdom, and it is likely that there will be some fluctuations in currency that will impact on the cost of those goods, in particular our lamb exports.

Now that a deal has been reached ensuring tariff free and frictionless trade, we don't need to consider the impact of additional costs on our business. Some short term disruption is expected with the additional regulations being implemented.

The past few years has seen the business take part in trade missions to non-European markets and we have started to export outside the European Union.

The strategy to find new markets will continue, regardless of the impact of Brexit, we believe we are well placed to deal with a drop in demand for lamb from Europe. Should it become necessary, we can also minimise the use of subcontractors inline with falling demand, reducing our variable costs to ensure that we continue to run profitably.

In summary, we are confident that the business will continue for the foreseeable future, but in these uncertain times it is difficult to predict the size of the business in 2021.

DIRECTORS

The directors shown below have held office during the whole of the period from 31 May 2019 to the date of this report.

T J Bayliss
G Jones
W A Lammass
D T Owen
T I Simpson
S T Morris
D Powell
J A Geldard
M J Gooding
J H Wescott

DISCLOSURE IN THE STRATEGIC REPORT

The principal activity, financial risk management objectives and policies and the exposure to foreign currency, credit, liquidity, interest rate and other price risk are set out in the strategic report (as defined by section 414 C (11) of the Companies Act 2006).

Farmers Fresh Limited

Report of the Directors
for the year ended 30 May 2020

DIRECTORS' RESPONSIBILITIES STATEMENT

The directors are responsible for preparing the Strategic Report, the Report of the Directors and the financial statements in accordance with applicable law and regulations.

Company law requires the directors to prepare financial statements for each financial year. Under that law the directors have elected to prepare the financial statements in accordance with United Kingdom Generally Accepted Accounting Practice (United Kingdom Accounting Standards and applicable law). Under company law the directors must not approve the financial statements unless they are satisfied that they give a true and fair view of the state of affairs of the company and of the profit or loss of the company for that period. In preparing these financial statements, the directors are required to:

- select suitable accounting policies and then apply them consistently;
- make judgements and accounting estimates that are reasonable and prudent;
- prepare the financial statements on the going concern basis unless it is inappropriate to presume that the company will continue in business.

The directors are responsible for keeping adequate accounting records that are sufficient to show and explain the company's transactions and disclose with reasonable accuracy at any time the financial position of the company and enable them to ensure that the financial statements comply with the Companies Act 2006. They are also responsible for safeguarding the assets of the company and hence for taking reasonable steps for the prevention and detection of fraud and other irregularities.


STATEMENT AS TO DISCLOSURE OF INFORMATION TO AUDITORS

So far as the directors are aware, there is no relevant audit information (as defined by Section 418 of the Companies Act 2006) of which the company's auditors are unaware, and each director has taken all the steps that he ought to have taken as a director in order to make himself aware of any relevant audit information and to establish that the company's auditors are aware of that information.

AUDITORS

The auditors, Clifford Roberts, will be proposed for re-appointment at the forthcoming Annual General Meeting.

ON BEHALF OF THE BOARD:



M J Gooding - Director

12 May 2021

Report of the Independent Auditors to the Members of
Farmers Fresh Limited

Opinion

We have audited the financial statements of Farmers Fresh Limited (the 'company') for the year ended 30 May 2020 which comprise the Income Statement, Other Comprehensive Income, Balance Sheet, Statement of Changes in Equity and Notes to the Financial Statements, including a summary of significant accounting policies. The financial reporting framework that has been applied in their preparation is applicable law and United Kingdom Accounting Standards, including Financial Reporting Standard 102 'The Financial Reporting Standard applicable in the UK and Republic of Ireland' (United Kingdom Generally Accepted Accounting Practice).

In our opinion the financial statements:

- give a true and fair view of the state of the company's affairs as at 30 May 2020 and of its profit for the year then ended;
- have been properly prepared in accordance with United Kingdom Generally Accepted Accounting Practice; and
- have been prepared in accordance with the requirements of the Companies Act 2006.

Basis for opinion

We conducted our audit in accordance with International Standards on Auditing (UK) (ISAs (UK)) and applicable law. Our responsibilities under those standards are further described in the Auditors' responsibilities for the audit of the financial statements section of our report. We are independent of the company in accordance with the ethical requirements that are relevant to our audit of the financial statements in the UK, including the FRC's Ethical Standard, and we have fulfilled our other ethical responsibilities in accordance with these requirements. We believe that the audit evidence we have obtained is sufficient and appropriate to provide a basis for our opinion.

Conclusions relating to going concern

We have nothing to report in respect of the following matters in relation to which the ISAs (UK) require us to report to you where:

- the directors' use of the going concern basis of accounting in the preparation of the financial statements is not appropriate; or
- the directors have not disclosed in the financial statements any identified material uncertainties that may cast significant doubt about the company's ability to continue to adopt the going concern basis of accounting for a period of at least twelve months from the date when the financial statements are authorised for issue.

Other information

The directors are responsible for the other information. The other information comprises the information in the Strategic Report and the Report of the Directors, but does not include the financial statements and our Report of the Auditors thereon.

Our opinion on the financial statements does not cover the other information and, except to the extent otherwise explicitly stated in our report, we do not express any form of assurance conclusion thereon.

In connection with our audit of the financial statements, our responsibility is to read the other information and, in doing so, consider whether the other information is materially inconsistent with the financial statements or our knowledge obtained in the audit or otherwise appears to be materially misstated. If we identify such material inconsistencies or apparent material misstatements, we are required to determine whether there is a material misstatement in the financial statements or a material misstatement of the other information. If, based on the work we have performed, we conclude that there is a material misstatement of this other information, we are required to report that fact. We have nothing to report in this regard.

Opinions on other matters prescribed by the Companies Act 2006

In our opinion, based on the work undertaken in the course of the audit:

- the information given in the Strategic Report and the Report of the Directors for the financial year for which the financial statements are prepared is consistent with the financial statements; and
- the Strategic Report and the Report of the Directors have been prepared in accordance with applicable legal requirements.

**Report of the Independent Auditors to the Members of
Farmers Fresh Limited**

Matters on which we are required to report by exception

In the light of the knowledge and understanding of the company and its environment obtained in the course of the audit, we have not identified material misstatements in the Strategic Report or the Report of the Directors.

We have nothing to report in respect of the following matters where the Companies Act 2006 requires us to report to you if, in our opinion:

- adequate accounting records have not been kept, or returns adequate for our audit have not been received from branches not visited by us; or
- the financial statements are not in agreement with the accounting records and returns; or
- certain disclosures of directors' remuneration specified by law are not made; or
- we have not received all the information and explanations we require for our audit.

Responsibilities of directors

As explained more fully in the Directors' Responsibilities Statement set out on page five, the directors are responsible for the preparation of the financial statements and for being satisfied that they give a true and fair view, and for such internal control as the directors determine necessary to enable the preparation of financial statements that are free from material misstatement, whether due to fraud or error.

In preparing the financial statements, the directors are responsible for assessing the company's ability to continue as a going concern, disclosing, as applicable, matters related to going concern and using the going concern basis of accounting unless the directors either intend to liquidate the company or to cease operations, or have no realistic alternative but to do so.


Auditors' responsibilities for the audit of the financial statements

Our objectives are to obtain reasonable assurance about whether the financial statements as a whole are free from material misstatement, whether due to fraud or error, and to issue a Report of the Auditors that includes our opinion. Reasonable assurance is a high level of assurance, but is not a guarantee that an audit conducted in accordance with ISAs (UK) will always detect a material misstatement when it exists. Misstatements can arise from fraud or error and are considered material if, individually or in the aggregate, they could reasonably be expected to influence the economic decisions of users taken on the basis of these financial statements.

A further description of our responsibilities for the audit of the financial statements is located on the Financial Reporting Council's website at www.frc.org.uk/auditorsresponsibilities. This description forms part of our Report of the Auditors.

Use of our report

This report is made solely to the company's members, as a body, in accordance with Chapter 3 of Part 16 of the Companies Act 2006. Our audit work has been undertaken so that we might state to the company's members those matters we are required to state to them in a Report of the Auditors and for no other purpose. To the fullest extent permitted by law, we do not accept or assume responsibility to anyone other than the company and the company's members as a body, for our audit work, for this report, or for the opinions we have formed.



Robert Dearing BEng FCA (Senior Statutory Auditor)
for and on behalf of Clifford Roberts
Chartered Accountants &
Statutory Auditors
Pacioli House
9 Brookfield
Duncan Close
Northampton
Northamptonshire
NN3 6WL

12 May 2021

Income Statement
for the year ended 30 May 2020

	Notes	2020	2019
		£	£
TURNOVER	3	56,310,412	58,395,265
Cost of sales		46,086,126	48,335,737
GROSS PROFIT		10,224,286	10,059,528
Distribution costs		2,631,540	1,783,128
Administrative expenses		5,507,946	6,235,956
		8,139,486	8,019,084
		2,084,800	2,040,444
Other operating income		784,981	707,613
OPERATING PROFIT	6	2,869,781	2,748,057
Interest receivable and similar income	7	14,442	2,027
		2,884,223	2,750,084
Interest payable and similar expenses	8	171	17,295
PROFIT BEFORE TAXATION		2,884,052	2,732,789
Tax on profit	9	487,738	531,978
PROFIT FOR THE FINANCIAL YEAR		2,396,314	2,200,811

The notes form part of these financial statements

Farmers Fresh Limited (Registered number: 03851239)

Other Comprehensive Income
for the year ended 30 May 2020

Notes	2020 £	2019 £
PROFIT FOR THE YEAR	2,396,314	2,200,811
OTHER COMPREHENSIVE INCOME		
Release of deferred tax	5,092	5,093
Income tax relating to other comprehensive income	-	-
OTHER COMPREHENSIVE INCOME FOR THE YEAR, NET OF INCOME TAX	5,092	5,093
TOTAL COMPREHENSIVE INCOME FOR THE YEAR	2,401,406	2,205,904


The notes form part of these financial statements

Farmers Fresh Limited (Registered number: 03851239)

Balance Sheet
30 May 2020

	Notes	2020 £	2019 £
FIXED ASSETS			
Tangible assets	11	2,939,579	3,145,252
Investments	12	-	-
		<u>2,939,579</u>	<u>3,145,252</u>
CURRENT ASSETS			
Stocks	13	131,677	79,875
Debtors	14	9,257,173	7,485,646
Cash at bank		2,721,068	2,329,507
		<u>12,109,918</u>	<u>9,895,028</u>
CREDITORS			
Amounts falling due within one year	15	3,009,938	3,263,323
		<u>3,009,938</u>	<u>3,263,323</u>
NET CURRENT ASSETS		<u>9,099,980</u>	<u>6,631,705</u>
TOTAL ASSETS LESS CURRENT LIABILITIES		<u>12,039,559</u>	<u>9,776,957</u>
PROVISIONS FOR LIABILITIES	19	293,636	307,030
NET ASSETS		<u><u>11,745,923</u></u>	<u><u>9,469,927</u></u>
CAPITAL AND RESERVES			
Called up share capital	20	1	1
Revaluation reserve	21	812,650	831,999
Retained earnings	21	10,933,272	8,637,927
		<u>11,745,923</u>	<u>9,469,927</u>
SHAREHOLDERS' FUNDS		<u><u>11,745,923</u></u>	<u><u>9,469,927</u></u>

The financial statements were approved by the Board of Directors and authorised for issue on 12 May 2021 and were signed on its behalf by:



M J Gooding - Director

The notes form part of these financial statements

Farmers Fresh Limited (Registered number: 03851239)

Statement of Changes in Equity
for the year ended 30 May 2020

	Called up share capital £	Retained earnings £	Revaluation reserve £	Total equity £
Balance at 31 May 2018	1	6,538,085	851,347	7,389,433
Changes in equity				
Dividends	-	(125,410)	-	(125,410)
Total comprehensive income	-	2,225,252	(19,348)	2,205,904
Balance at 30 May 2019	1	8,637,927	831,999	9,469,927
Changes in equity				
Dividends	-	(125,410)	-	(125,410)
Total comprehensive income	-	2,420,755	(19,349)	2,401,406
Balance at 30 May 2020	1	10,933,272	812,650	11,745,923

The notes form part of these financial statements

Notes to the Financial Statements
for the year ended 30 May 2020

1. STATUTORY INFORMATION

Farmers Fresh Limited is a private company, limited by shares, registered in England and Wales. The company's registered number and registered office address can be found on the Company Information page.

2. ACCOUNTING POLICIES

Basis of preparation

These financial statements have been prepared in accordance with applicable United Kingdom accounting standards, including Financial Reporting Standard 102 - "The Financial Reporting Standard applicable in the UK and Republic of Ireland" ("FRS 102") and with the Companies Act 2006. The financial statements have been prepared on the historical cost basis modified to include the deemed cost of freehold property.

The financial statements are presented in Sterling (£) and cover the period to the Saturday that falls closest to the 30th May each year. This results in the comparatives being not entirely comparable.

Financial Reporting Standard 102 - reduced disclosure exemptions

The company has taken advantage of the following disclosure exemptions in preparing these financial statements, as permitted by FRS 102 "The Financial Reporting Standard applicable in the UK and Republic of Ireland":

- the requirements of Section 7 Statement of Cash Flows;
- the requirements of paragraphs 11.42, 11.44, 11.45, 11.47, 11.48(a)(iii), 11.48(a)(iv), 11.48(b) and 11.48(c);
- the requirements of paragraphs 12.26, 12.27, 12.29(a), 12.29(b) and 12.29A;
- the requirement of paragraph 33.7.

Details of the parent of the group in which full disclosure can be obtained can be found in the "Ultimate Controlling Party" note.

Significant judgements and estimates

In the application of the company's accounting policies management is required to make judgements, estimates and assumptions about the carrying values of assets and liabilities that are not readily apparent from other sources. The estimates and underlying assumptions are based on historical experience and other factors that are considered relevant. Actual results may differ from these estimates. The estimates and underlying assumptions are reviewed on an ongoing basis.

The key sources of estimation uncertainty that have a significant effect on the amounts recognised in the financial statements are described below.

(a) Deemed cost of property

As stated in the 'Tangible fixed assets' note, Freehold property is stated at deemed cost based on the valuation performed by an independent professional valuer, Gerald Eve LLP in October 2012. The directors consider this value to be deemed cost at the date of transition.

(b) Provision for bad debts

The directors carefully consider the recoverability of trade debtors based on their experience of the customers' payment history and the likelihood of recovery, through the use of debt collection services, including firms that specialise in companies overseas, should they fail.

Turnover

Turnover is measured at the fair value of the consideration received or receivable, excluding discounts, rebates, value added tax and other sales taxes.

Turnover represents net invoiced sales of meat and by products, excluding value added tax. Turnover is recognised upon the loading of the lorry for delivery.

Notes to the Financial Statements - continued
for the year ended 30 May 2020

2. ACCOUNTING POLICIES - continued

Tangible fixed assets

Depreciation is provided at the following annual rates in order to write off each asset over its estimated useful life.

Freehold property	- 2% on cost
Improvements to property	- 25% on cost
Plant and machinery	- 33% on cost, 20% on cost, 10% on cost and 5% on cost
Fixtures and fittings	- 20% on cost
Motor vehicles	- 20% on reducing balance

Freehold land is not depreciated.

Government grants

Government grants are recognised as other income over the period necessary to match them with the related costs, for which they are intended to compensate, on a systematic basis.

Investments

Fixed asset investments are stated at cost less impairment. Impairment losses are recognised immediately in the statement of income.

Stocks

Stocks are stated at the lower of cost and net realisable value and comprise of livestock for slaughter and deadstock for sale.

Purchases of livestock are valued at cost price, calculated on a first in first out basis. Deadstock is valued at cost price, calculated on an average cost basis. Net realisable value is based on estimated selling price, less further costs expected to be incurred to completion and disposal.

Trade and other debtors

Trade and other debtors are initially recognised at fair value and thereafter stated at amortised cost using the effective interest rate method, less impairment losses for bad and doubtful debts except where the effect of discounting would be immaterial. In such cases, the receivables are stated at undiscounted cost less impairment losses for bad and doubtful debts.

Trade and other creditors

Trade and other creditors are initially recognised at fair value and thereafter stated at amortised cost using the effective interest rate method unless the effect of discounting would be immaterial, in which case they are stated at undiscounted cost.

Taxation

Taxation for the year comprises current and deferred tax. Tax is recognised in the Income Statement, except to the extent that it relates to items recognised in other comprehensive income or directly in equity.

Current or deferred taxation assets and liabilities are not discounted.

Current tax is recognised at the amount of tax payable using the tax rates and laws that have been enacted or substantively enacted by the balance sheet date.

Notes to the Financial Statements - continued
for the year ended 30 May 2020

2. ACCOUNTING POLICIES - continued

Deferred taxation

Deferred tax is recognised in respect of all timing differences that have originated but not reversed at the balance sheet date.

Timing differences arise from the inclusion of income and expenses in tax assessments in periods different from those in which they are recognised in financial statements. Deferred tax is measured using tax rates and laws that have been enacted or substantively enacted by the year end and that are expected to apply to the reversal of the timing difference.

Unrelieved tax losses and other deferred tax assets are recognised only to the extent that it is probable that they will be recovered against the reversal of deferred tax liabilities or other future taxable profits.

Foreign currencies

Assets and liabilities in foreign currencies are translated into sterling at the rates of exchange ruling at the balance sheet date. Transactions in foreign currencies are translated into sterling at the rate of exchange ruling at the date of transaction. Exchange differences are taken into account in arriving at the operating result. Forward foreign currency purchases are initially recognised at fair value on the date they are entered into and are subsequently remeasured at their fair value. Changes in the fair value are recognised in the income statement with the corresponding entry being a derivative asset or liability in the balance sheet.

Pension costs and other post-retirement benefits

The company operates a defined contribution pension scheme. Contributions payable to the company's pension scheme are charged to profit and loss in the period to which they relate.

Differences between contributions payable in the year and contributions actually paid are shown as either accruals or prepayments in the balance sheet.

Interest bearing borrowings

Interest bearing borrowings are recognised initially at fair value less attributable transaction costs. Subsequent to initial recognition, interest bearing borrowings are stated at amortised cost with any difference between the amount initially recognised and redemption value being recognised in the statement of comprehensive income over the period of the borrowings, together with any interest and fees payable, using the effective interest method.

Leasing commitments

Rentals under operating leases are charged on a straight line basis over the lease term, even if the payments are not made on such a basis. Benefits received and receivable as an incentive to sign an operating lease are similarly spread on a straight line basis over the lease term.

3. TURNOVER

The turnover and profit before taxation are attributable to the one principal activity of the company.

An analysis of turnover by geographical market is given below:

	2020 £	2019 £
United Kingdom	15,911,138	16,789,545
Europe	37,887,366	41,605,720
Asia	2,511,908	-
	<u>56,310,412</u>	<u>58,395,265</u>

**Notes to the Financial Statements - continued
for the year ended 30 May 2020**

4. EMPLOYEES AND DIRECTORS

	2020	2019
	£	£
Wages and salaries	2,952,354	2,854,680
Social security costs	199,249	192,991
Other pension costs	58,949	46,290
	<u>3,210,552</u>	<u>3,093,961</u>

The average number of employees during the year was as follows:

	2020	2019
Production	40	42
Administration	10	10
	<u>50</u>	<u>52</u>

5. DIRECTORS' EMOLUMENTS

	2020	2019
	£	£
Directors' remuneration	252,308	230,000
Directors' pension contributions to money purchase schemes	26,423	19,631
	<u>278,731</u>	<u>249,631</u>

The number of directors to whom retirement benefits were accruing was as follows:

Money purchase schemes	<u>2</u>	<u>2</u>
------------------------	----------	----------

Information regarding the highest paid director is as follows:

	2020	2019
	£	£
Emoluments etc	165,000	155,000
Pension contributions to money purchase schemes	17,711	12,954
	<u>182,711</u>	<u>167,954</u>

6. OPERATING PROFIT

The operating profit is stated after charging/(crediting):

	2020	2019
	£	£
Depreciation - owned assets	317,799	317,117
Loss on disposal of fixed assets	138	-
Auditors' remuneration	10,000	10,000
Auditors' remuneration for non audit work	12,370	4,888
Foreign exchange differences	(662,931)	(607,530)
Government grants	(56,277)	(54,363)
Lease of land and buildings	10,000	10,000
	<u>10,799</u>	<u>10,112</u>

Foreign exchange differences includes £Nil (2019: £25,169) of loss arising on financial instruments measured at fair value through the income statement.

Notes to the Financial Statements - continued
for the year ended 30 May 2020

7. INTEREST RECEIVABLE AND SIMILAR INCOME

	2020	2019
	£	£
Deposit account interest	14,442	2,027
	<u>14,442</u>	<u>2,027</u>

8. INTEREST PAYABLE AND SIMILAR EXPENSES

	2020	2019
	£	£
Bank loan interest	-	17,295
Interest on late tax payments	171	-
	<u>171</u>	<u>17,295</u>

9. TAXATION

Analysis of the tax charge

The tax charge on the profit for the year was as follows:

	2020	2019
	£	£
Current tax:		
UK corporation tax	498,980	550,896
Over provision in respect of prior years	(2,940)	(6,070)
Total current tax	496,040	544,826
Deferred tax	(8,302)	(12,848)
Tax on profit	<u>487,738</u>	<u>531,978</u>

Reconciliation of total tax charge included in profit and loss

The tax assessed for the year is lower than the standard rate of corporation tax in the UK. The difference is explained below:

	2020	2019
	£	£
Profit before tax	2,884,052	2,732,789
Profit multiplied by the standard rate of corporation tax in the UK of 19% (2019 - 19%)	547,970	519,230
Effects of:		
Expenses not deductible for tax purposes	1,230	3,072
Adjustments to tax charge in respect of previous periods	(2,940)	(6,070)
Depreciation added back	60,381	60,252
Capital allowances	(17,284)	(31,658)
Deferred tax charge	(8,302)	(12,848)
Group relief	(93,317)	-
Total tax charge	<u>487,738</u>	<u>531,978</u>

**Notes to the Financial Statements - continued
for the year ended 30 May 2020**

9. TAXATION - continued

Tax effects relating to effects of other comprehensive income

	Gross £	2020 Tax £	Net £
Release of deferred tax	<u>5,092</u>	<u>-</u>	<u>5,092</u>
	Gross £	2019 Tax £	Net £
Release of deferred tax	<u>5,093</u>	<u>-</u>	<u>5,093</u>

The 2020 deferred tax on the deemed cost movement of the freehold property consists of a 20% charge on the increase in value of the property in 2012, being £244,406, and an accumulated credit of £30,551 due to the unwinding of the deferred tax over the life of the asset.

The 2019 deferred tax on the deemed cost movement of the freehold property consists of a 20% charge on the increase in value of the property in 2012, being £244,406, and an accumulated credit of £25,459 due to the unwinding of the deferred tax over the life of the asset.

The company has capital losses amounting to £249,000 available to be carried forward and used against future capital gains.

10. DIVIDENDS

	2020 £	2019 £
Ordinary share of £1 Interim	<u>125,410</u>	<u>125,410</u>

11. TANGIBLE FIXED ASSETS

	Freehold property £	Improvements to property £	Plant and machinery £
COST OR VALUATION			
At 31 May 2019	2,695,000	505,394	1,305,244
Additions	-	55,140	60,907
Disposals	-	-	(6,531)
	<u>2,695,000</u>	<u>560,534</u>	<u>1,359,620</u>
At 30 May 2020	2,695,000	560,534	1,359,620
DEPRECIATION			
At 31 May 2019	363,700	379,862	684,588
Charge for year	53,900	74,838	153,973
Eliminated on disposal	-	-	(653)
	<u>417,600</u>	<u>454,700</u>	<u>837,908</u>
At 30 May 2020	417,600	454,700	837,908
NET BOOK VALUE			
At 30 May 2020	<u>2,277,400</u>	<u>105,834</u>	<u>521,712</u>
At 30 May 2019	<u>2,331,300</u>	<u>125,532</u>	<u>620,656</u>

Notes to the Financial Statements - continued
for the year ended 30 May 2020

11. TANGIBLE FIXED ASSETS - continued

	Fixtures and fittings £	Motor vehicles £	Totals £
COST OR VALUATION			
At 31 May 2019	193,723	49,017	4,748,378
Additions	1,957	-	118,004
Disposals	-	-	(6,531)
	<hr/>	<hr/>	<hr/>
At 30 May 2020	195,680	49,017	4,859,851
	<hr/>	<hr/>	<hr/>
DEPRECIATION			
At 31 May 2019	132,190	42,786	1,603,126
Charge for year	33,842	1,246	317,799
Eliminated on disposal	-	-	(653)
	<hr/>	<hr/>	<hr/>
At 30 May 2020	166,032	44,032	1,920,272
	<hr/>	<hr/>	<hr/>
NET BOOK VALUE			
At 30 May 2020	29,648	4,985	2,939,579
	<hr/>	<hr/>	<hr/>
At 30 May 2019	61,533	6,231	3,145,252
	<hr/>	<hr/>	<hr/>

The freehold property was re-valued at £2,695,000, based on the market value (DRC) in October 2012, as determined by professional valuers Gerald Eve LLP, Birmingham. The directors believe that this valuation was still relevant at the date of transition and it has formed the basis of deemed cost.

Comparable historical cost for the land and buildings included at valuation:

Cost	£
At 30 May 2019 and 30 May 2020	1,472,971
	<hr/>
Depreciation based on cost	
At 30 May 2019	182,415
Charge for the period	26,059
	<hr/>
At 30 May 2020	208,474
	<hr/>
Net book value	
At 30 May 2020	1,264,497
	<hr/>
At 30 May 2019	1,290,556
	<hr/>

Farmers Fresh Limited (Registered number: 03851239)

Notes to the Financial Statements - continued
for the year ended 30 May 2020

12. FIXED ASSET INVESTMENTS

	Unlisted investments £
COST	
At 31 May 2019 and 30 May 2020	249,000
PROVISIONS	
At 31 May 2019 and 30 May 2020	249,000
NET BOOK VALUE	
At 30 May 2020	-
At 30 May 2019	-

The company holds two investments which were both fully impaired in the 2017 accounts.

13. STOCKS

	2020 £	2019 £
Stocks	131,677	79,875

14. DEBTORS: AMOUNTS FALLING DUE WITHIN ONE YEAR

	2020 £	2019 £
Trade debtors	5,722,749	5,681,530
Bad debt provision	(430,998)	(430,998)
Amounts owed by group undertakings	3,620,333	2,017,258
Other debtors	2,200	2,900
VAT	208,023	135,222
Prepayments and accrued income	134,866	79,734
	9,257,173	7,485,646

15. CREDITORS: AMOUNTS FALLING DUE WITHIN ONE YEAR

	2020 £	2019 £
Bank loans and overdrafts (see note 16)	1,737,223	1,123,439
Trade creditors	485,795	252,203
Amounts owed to group undertakings	48,052	762,167
Tax	88,674	232,464
Social security and other taxes	64,263	52,784
Wages Control	17,965	19,134
Other creditors	-	25,169
Accruals and deferred income	567,966	795,963
	3,009,938	3,263,323

Notes to the Financial Statements - continued
for the year ended 30 May 2020

16. LOANS

An analysis of the maturity of loans is given below:

	2020 £	2019 £
Amounts falling due within one year or on demand:		
Bank overdrafts	<u>1,737,223</u>	<u>1,123,439</u>

There is a cross group guarantee over the bank overdrafts and the loans secured by fixed and floating charges over the assets of the company and group.

17. LEASING AGREEMENTS

Minimum lease payments under non-cancellable operating leases fall due as follows:

	2020 £	2019 £
Within one year	<u>10,000</u>	<u>10,000</u>

18. FINANCIAL INSTRUMENTS

The carrying value of the company's financial assets and liabilities are summarised by category below:

		2020 £	2019 £
Financial liabilities	See note		
Measured at fair value through profit and loss			
- Derivative liabilities	15	<u>-</u>	<u>25,169</u>

The company's income, expense, gains and losses in respect of financial instruments are summarised below:

	2020 £	2019 £
Financial gains/(losses) measured at fair value		
On foreign currency contracts	<u>-</u>	<u>(25,169)</u>

19. PROVISIONS FOR LIABILITIES

	2020 £	2019 £
Deferred tax		
Accelerated capital allowances	79,781	88,083
Other timing differences	<u>213,855</u>	<u>218,947</u>
	<u>293,636</u>	<u>307,030</u>

Notes to the Financial Statements - continued
for the year ended 30 May 2020

19. PROVISIONS FOR LIABILITIES - continued

	Deferred tax £
Balance at 31 May 2019	307,030
Movement due to timing	(18,665)
Movement due to rate changes	10,363
Credit to OCI during year	(5,092)
	<hr/>
Balance at 30 May 2020	<u>293,636</u>

Deferred tax has been calculated at 19% (2019: 17%), the rate expected to apply in the future. The increase in deferred tax due to the change in tax rate amounted to £10,363.

20. CALLED UP SHARE CAPITAL

Allotted, issued and fully paid:		Nominal value:	2020 £	2019 £
Number:	Class:			
1	Ordinary	£1	<u>1</u>	<u>1</u>

Called up share capital

This represents the nominal value of shares that have been issued.

21. RESERVES

	Retained earnings £	Revaluation reserve £	Totals £
At 31 May 2019	8,637,927	831,999	9,469,926
Profit for the year	2,396,314	-	2,396,314
Dividends	(125,410)	-	(125,410)
Release of deferred tax	-	5,092	5,092
Depreciation written back	24,441	(24,441)	-
	<hr/>	<hr/>	<hr/>
At 30 May 2020	<u>10,933,272</u>	<u>812,650</u>	<u>11,745,922</u>

Retained earnings

This reserve includes all current and prior period retained profit and losses.

Revaluation reserve

This reserve includes all current year and prior year period gains and losses on revaluing the freehold property to deemed cost at the date of transition to FRS 102. The amount taken to the revaluation reserve has been subject to deferred tax and appropriate transfers between reserves.

22. PENSION COMMITMENTS

The company operates defined contribution, auto enrolment retirement benefit schemes for all its qualifying employees. The total expense charged to profit or loss in the period ended 30th May, 2020 was £58,949 (2019: £46,290). The amount owed to the pension schemes at the year end was £7,845 (2019: £7,565).

Farmers Fresh Limited (Registered number: 03851239)

Notes to the Financial Statements - continued
for the year ended 30 May 2020

23. CONTINGENT LIABILITIES

There is a contingent liability to the bank, in the form of a cross guarantee and debenture, dated 9th March 2018, including a fixed charge over the fixed assets and a floating charge over all the other assets of Farmers First Limited, Farmers Fresh Limited and Farmers Fresh (Wales) Limited.

The maximum amount payable is the net overdraft and bank loans of the group at each year end.

24. RELATED PARTY RELATIONSHIPS AND TRANSACTIONS

Entities with control, joint control or significant influence over the entity

	2020	2019
	£	£
Dividends paid	125,410	125,410
Management charges paid	224,169	234,224
Intercompany loan repaid	-	5,000,000
Amount due to a related party	48,052	762,167

Key management personnel of the entity or its parent (in the aggregate)

	2020	2019
	£	£
Livestock purchases	138,313	154,270
Key management personnel consultancy & expenses	225,583	261,737
Key management personnel compensation	311,149	279,048
Deadstock sales	41,495	37,298
Amount due from a related party	1,544	2,694
Amount due to a related party	-	10,560

Other related parties

	2020	2019
	£	£
Amount due from a related party	3,620,333	2,017,258

25. ULTIMATE CONTROLLING PARTY

The ultimate parent company and controlling party is Farmers First Limited, a company registered in England and Wales.

Farmers First Limited prepares group financial statements and copies can be obtained from the registered office, One, Glass Wharf, Bristol, BS2 0ZX.