


Company registration number: 3637223

Nameco (No 210) Limited

**Annual Report and Financial Statements
31 December 2016**

MONDAY



A6FQ27T7

A07

25/09/2017

#346

COMPANIES HOUSE

Nameco (No 210) Limited

Contents

	Page No
Company Information	2
Report of the Directors	3
Strategic Report	5
Independent Auditor's Report	6
Profit and Loss Account - Technical Account – General Business	7
Profit and Loss Account - Non-Technical Account	8
Statement of Comprehensive Income	8
Balance Sheet	9
Statement of Changes in Shareholders' Equity	11
Statement of Cash Flows	12
Notes to the Financial Statements	13

Nameco (No 210) Limited

Company Information

Directors

Jeremy Richard Holt Evans
Nomina Plc

Company Secretary

Hampden Legal Plc

Registered Office

5th Floor, 40 Gracechurch Street
London
EC3V 0BT

Auditors

PKF Littlejohn LLP
Statutory Auditor
1 Westferry Circus
Canary Wharf
London
E14 4HD

Solicitors

Jones Day
21 Tudor Street
London
EC4Y 0DJ

Nameco (No 210) Limited

Report of the Directors

The Directors present their Report together with the audited Financial Statements of the Company for the year ended 31 December 2016.

Principal activities

The principal activity of the Company is that of trading as a Lloyd's corporate capital member. The Company continues to trade in 2017 and the Directors expect this year's result to be profitable.

Results and dividends

The results for the year are set out on pages 7 to 8 of the Financial Statements. Dividends totalling £nil were paid in the year (2015: £nil).

Directors

The Directors who served at any time during the year were as follows:

Stephen Dickinson (deceased 25 July 2016)
Jeremy Richard Holt Evans
Nomina Plc

Directors' Responsibilities Statement

The Directors are responsible for preparing the Report of the Directors, the Strategic Report and the Financial Statements in accordance with applicable laws and regulations.

Company law requires the Directors to prepare Financial Statements for each financial year. Under that law the Directors have elected to prepare the Financial Statements in accordance with United Kingdom Accounting Standards and applicable law (UK Generally Accepted Accounting Practice). Under company law the Directors must not approve the Financial Statements unless they are satisfied that they give a true and fair view of the state of affairs of the Company and of the profit or loss of the Company for that period. In preparing those Financial Statements the Directors are required to:

- select suitable accounting policies and then apply them consistently,
- make judgements and accounting estimates that are reasonable and prudent;
- state whether applicable accounting standards have been followed, subject to any material departures disclosed and explained in the Financial Statements; and
- prepare the Financial Statements on the going concern basis unless it is inappropriate to presume that the Company will continue in business.

The Directors are responsible for keeping adequate accounting records that are sufficient to show and explain the Company's transactions and disclose with reasonable accuracy at any time the financial position of the Company and to enable them to ensure that the Financial Statements comply with the Companies Act 2006. They are also responsible for safeguarding the assets of the Company and hence for taking reasonable steps for the prevention and detection of fraud and other irregularities.

Nameco (No 210) Limited

Report of the Directors (continued)

Auditor

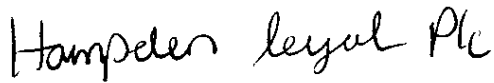
i PKF Littlejohn LLP has signified its willingness to continue in office as auditor.

ii Disclosure of information to the Auditor:

In the case of each of the persons who are Directors at the time this report is approved, the following applies:

- so far as the Directors are aware, there is no relevant audit information of which the Company's auditor is unaware; and
- they have taken all the steps that they ought to have taken as a Director in order to make themselves aware of any relevant audit information and to establish that the Company's auditor is aware of that information.

Approved by the Board of Directors on 28 July 2017 and signed on its behalf by.



Hampden Legal Plc
Secretary

Nameco (No 210) Limited

Strategic Report

The Directors present their Strategic Report for the year ended 31 December 2016.

Business review and future developments

The Financial Statements incorporate the annual accounting results of the syndicates on which the Company participates for the 2014, 2015 and 2016 years of account, as well as any prior run-off years. The 2014 year closed at 31 December 2016 with a result of £126,603 (2013: £104,023). The 2015 and 2016 open underwriting accounts will normally close at 31 December 2017 and 2018.

Key performance indicators

The Directors monitor the performance of the Company by reference to the following key performance indicators:

	2016	2015
Capacity (youngest underwriting year)	1,907,955	781,404
Gross premium written as a % of capacity	94.8%	88.9%
Underwriting profit of latest closed year, as a % of capacity	15.6%	13.6%
Run-off years of account movement	(126)	-

Other performance indicators

As a result of the nature of this Company as a Lloyd's corporate member the majority of its activities are carried out by the syndicates in which it participates. The Company is not involved directly in the management of the syndicates' activities, including employment of syndicate staff, as these are the responsibility of the relevant managing agent. Each managing agent will also have responsibility for the environmental activities of each syndicate, although by their nature, insurers do not produce significant environmental emissions. As a result, the Directors of the Company do not consider it appropriate to monitor and report any performance indicators in relation to staff or environmental matters.

Financial risk management objectives and policies

As a corporate member of Lloyd's the majority of the risks to this Company's future cash flows arise from its participation in the results of Lloyd's syndicates. As detailed in Note 4, these risks are mostly managed by the managing agent of the syndicate. The Company's role in managing this risk is limited to selection of syndicate participations and monitoring performance of the syndicates. The Company is also directly exposed to these risks, but they are not considered material compared to the syndicate risk for the assessment of the assets, liabilities, financial position and profit or loss of the Company.

Impact of Brexit vote

Following the referendum vote for the United Kingdom to leave the EU, Lloyd's has been working together with market members to prepare for changes that are likely to arise as a result of leaving the EU. Lloyd's have noted that, although only around 11% of the market's gross written premiums arise from the EU excluding the UK, they are making preparations to maintain access to the insurance market in the EU. At this time the details of future trading with the EU in general and the impact on the Lloyd's market cannot be known, although these uncertainties, together with related economic factors including exchange rates and investment values, may have an impact on results for several years. The Directors are monitoring the Lloyd's market's preparations along with general market conditions to identify if it is appropriate to make any changes to the current strategy of the Company.

Approved by the Board of Directors on 28 July 2017 and signed on its behalf by:



Hampden Legal Plc
Secretary

Nameco (No 210) Limited

Independent Auditor's Report

Independent Auditor's Report to the Members of Nameco (No 210) Limited

We have audited the Financial Statements of Nameco (No 210) Limited for the year ended 31 December 2016 which comprise the Profit and Loss Account, the Statement of Comprehensive Income, the Balance Sheet, the Statement of Changes in Shareholders' Equity, the Statement of Cash Flows and the related notes. The financial reporting framework that has been applied in their preparation is applicable law and United Kingdom Accounting Standards (United Kingdom Generally Accepted Accounting Practice), including FRS 102 "The Financial Reporting Standard applicable in the UK and Republic of Ireland".

This report is made solely to the Company's Members, as a body, in accordance with Chapter 3 of Part 16 of the Companies Act 2006. Our audit work has been undertaken so that we might state to the Company's Members those matters we are required to state to them in an auditor's report and for no other purpose. To the fullest extent permitted by law, we do not accept or assume responsibility to anyone, other than the Company and the Company's Members as a body, for our audit work, for this report, or for the opinions we have formed.

Respective responsibilities of Directors and Auditor

As explained more fully in the Directors' Responsibilities Statement, the Directors are responsible for the preparation of the Financial Statements and for being satisfied that they give a true and fair view. Our responsibility is to audit and express an opinion on the Financial Statements in accordance with applicable law and International Standards on Auditing (UK and Ireland). Those standards require us to comply with the Auditing Practices Board's Ethical Standards for Auditors.

Scope of the audit of the Financial Statements

An audit involves obtaining evidence about the amounts and disclosures in the Financial Statements, sufficient to give reasonable assurance that the Financial Statements are free from material misstatement, whether caused by fraud or error. This includes an assessment of: whether the accounting policies are appropriate to the Company's circumstances and have been consistently applied and adequately disclosed; the reasonableness of significant accounting estimates made by the Directors; and the overall presentation of the Financial Statements. In addition, we read all the financial and non-financial information in the Annual Report to identify material inconsistencies with the audited Financial Statements and to identify any information that is apparently materially incorrect based on, or materially inconsistent with, the knowledge acquired by us in the course of performing the audit. If we become aware of any apparent material misstatements or inconsistencies we consider the implications for our report.

Opinion on Financial Statements

In our opinion the Financial Statements:

- give a true and fair view of the state of the Company's affairs as at 31 December 2016 and of its result for the year then ended;
- have been properly prepared in accordance with United Kingdom Generally Accepted Accounting Practice; and
- have been prepared in accordance with the requirements of the Companies Act 2006.

Opinion on other matters prescribed by the Companies Act 2006

In our opinion, based on the work undertaken in the course of the audit:

- the information given in the Strategic Report and the Report of the Directors for the financial year for which the Financial Statements are prepared is consistent with the Financial Statements; and
- the Strategic Report and the Report of the Directors have been prepared in accordance with applicable legal requirements.

Matters on which we are required to report by exception

In light of the knowledge and understanding of the Company and its environment obtained in the course of audit, we have not identified any material misstatements in the Strategic Report and the Report of the Directors.

We have nothing to report in respect of the following matters where the Companies Act 2006 requires us to report to you if, in our opinion:

- adequate accounting records have not been kept, or returns adequate for our audit have not been received from branches not visited by us; or
- the Financial Statements are not in agreement with the accounting records and returns; or
- certain disclosures of Directors' remuneration specified by law are not made; or
- we have not received all the information and explanations we require for our audit.



Carmine Papa (Senior statutory auditor)
For and on behalf of PKF Littlejohn LLP
Statutory auditor
28 July 2017

1 Westferry Circus
Canary Wharf
London
E14 4HD

Nameco (No 210) Limited
Profit and Loss Account
Technical Account – General Business
for the year ended 31 December 2016

	Note	2016 £	2015 £
Premiums written			
Gross premiums written	5.6	1,809,169	694,828
Outward reinsurance premiums		(399,149)	(135,202)
Net premiums written		<u>1,410,020</u>	<u>559,626</u>
Change in the provision for unearned premiums	7		
Gross provision		(470,894)	(12,517)
Reinsurers' share		78,323	5,654
Net change in the provision for unearned premiums		<u>(392,571)</u>	<u>(6,863)</u>
Earned premiums, net of reinsurance		1,017,449	552,763
Allocated investment return transferred from the non-technical account		19,737	7,715
Other technical income, net of reinsurance		-	-
Total technical income		<u>1,037,186</u>	<u>560,478</u>
Claims paid			
Gross amount		(373,646)	(297,498)
Reinsurers' share		49,125	58,585
Net claims paid		<u>(324,521)</u>	<u>(238,913)</u>
Change in the provision for claims			
Gross amount		(390,925)	14,755
Reinsurers' share		106,643	(19,067)
Change in the net provision for claims	7	<u>(284,282)</u>	<u>(4,312)</u>
Claims incurred, net of reinsurance		(608,803)	(243,225)
Changes in other technical provisions, net of reinsurance		(680)	1,197
Net operating expenses	8	(451,113)	(239,060)
Other technical charges, net of reinsurance		-	-
Balance on the technical account for general business		<u>(23,410)</u>	<u>79,390</u>

The Notes are an integral part of these Financial Statements.

Nameco (No 210) Limited
Profit and Loss Account
Non - Technical Account
for the year ended 31 December 2016

	Note	2016 £	2015 £
Balance on technical account for general business		(23,410)	79,390
Investment income	9	29,173	21,149
Unrealised gains on investments	9	19,727	4,470
Investment expenses and charges	9	(11,675)	(8,403)
Unrealised losses on investments	9	(16,674)	(9,150)
Allocated investment return transferred to the general business technical account		(19,737)	(7,715)
Other income		234	(2,544)
Other charges		291,365	(10,054)
Profit/(loss) before taxation	10	269,003	67,143
Tax on profit/(loss)	11	6,088	(12,670)
Profit/(loss) for the financial year		275,091	54,473

Statement of Comprehensive Income

	2016 £	2015 £
Profit/(loss) for the financial year	275,091	54,473
Other comprehensive income:		
Currency translation differences	17,934	4,636
Tax on other comprehensive income	(3,407)	(881)
Other comprehensive income for the year, net of tax	14,527	3,755
Total comprehensive income for the financial year	16 289,618	58,228

All amounts relate to continuing operations.

The Notes are an integral part of these Financial Statements.

Nameco (No 210) Limited

Balance Sheet as at 31 December 2016

		31 December 2016			31 December 2015		
	Note	Syndicate participation £	Corporate £	Total £	Syndicate participation £	Corporate £	Total £
Assets							
Intangible assets	12	-	7,341	7,341	-	10,253	10,253
Investments							
Financial investments	13	1,285,197	-	1,285,197	855,147	-	855,147
Deposits with ceding undertakings		73	-	73	59	-	59
		1,285,270	-	1,285,270	855,206	-	855,206
Reinsurers' share of technical provisions							
Provision for unearned premiums	7	141,943	-	141,943	46,305	-	46,305
Claims outstanding	7	304,172	-	304,172	166,319	-	166,319
Other technical provisions		516	-	516	1,197	-	1,197
		446,631	-	446,631	213,821	-	213,821
Debtors							
Arising out of direct insurance operations							
- Policyholders		10	-	10	5	-	5
- Intermediaries		358,356	-	358,356	147,451	-	147,451
Arising out of reinsurance operations		474,466	-	474,466	261,392	-	261,392
Other debtors	14	60,303	523,860	584,163	71,368	318,724	390,092
		893,135	523,860	1,416,995	480,216	318,724	798,940
Other assets							
Cash at bank and in hand		70,140	404	70,544	43,002	11,574	54,576
Other		67,530	-	67,530	44,285	-	44,285
		137,670	404	138,074	87,287	11,574	98,861
Prepayments and accrued income							
Accrued interest		2,524	-	2,524	1,571	-	1,571
Deferred acquisition costs	7	208,177	-	208,177	80,429	-	80,429
Other prepayments and accrued income		5,411	-	5,411	2,667	-	2,667
		216,112	-	216,112	84,667	-	84,667
Total assets		2,978,818	531,605	3,510,423	1,721,197	340,551	2,061,748


The Notes are an integral part of these Financial Statements.

Nameco (No 210) Limited

Balance Sheet as at 31 December 2016

		31 December 2016			31 December 2015		
	Note	Syndicate participation £	Corporate £	Total £	Syndicate participation £	Corporate £	Total £
Liabilities and shareholders' funds							
Capital and reserves							
Called up share capital	15	-	1	1	-	1	1
Share premium account		-	-	-	-	-	-
Profit and loss account	16	80,964	345,295	426,259	154,824	(18,183)	136,641
Shareholders' funds		80,964	345,296	426,260	154,824	(18,182)	136,642
Technical provisions							
Provision for unearned premiums	7	877,355	-	877,355	322,034	-	322,034
Claims outstanding – gross amount	7	1,568,577	-	1,568,577	1,010,898	-	1,010,898
Other technical provisions		-	-	-	-	-	-
		2,445,932	-	2,445,932	1,332,932	-	1,332,932
Provisions for other risks and charges							
Deferred taxation	17	-	31,708	31,708	-	35,639	35,639
Other		-	-	-	-	-	-
		-	31,708	31,708	-	35,639	35,639
Deposits received from reinsurers		151	-	151	107	-	107
Creditors							
Arising out of direct insurance operations		23,103	-	23,103	20,901	-	20,901
Arising out of reinsurance operations		249,793	-	249,793	122,114	-	122,114
Amounts owed to credit institutions		-	-	-	-	-	-
Other creditors including taxation and social security	18	171,067	126,703	297,770	94,010	299,361	393,371
		443,963	126,703	570,666	237,025	299,361	536,386
Accruals and deferred income		7,808	27,898	35,706	(3,691)	23,733	20,042
Total liabilities		2,897,854	186,309	3,084,163	1,566,373	358,733	1,925,106
Total liabilities and shareholders' funds		2,978,818	531,605	3,510,423	1,721,197	340,551	2,061,748

The Financial Statements were approved and authorised for issue by the Board of Directors on 28 July 2017 and signed on its behalf by:



Jeremy Richard Holt Evans
Director

Company registration number: 3637223

The Notes are an integral part of these Financial Statements.

Nameco (No 210) Limited

Statement of Changes in Shareholders' Equity for the year ended 31 December 2016

	Note	Called up share capital £	Share premium account £	Profit and loss account £	Total £
At 1 January 2015		1	-	78,413	78,414
Total comprehensive income for the year:					
Profit/(loss) for the financial year		-	-	54,473	54,473
Other comprehensive income for the year		-	-	3,755	3,755
Total comprehensive income for the year		-	-	58,228	58,228
Transactions with owners:					
Dividends paid	16.20	-	-	-	-
Proceeds from issue of shares	15	-	-	-	-
Total transactions with owners		-	-	-	-
At 31 December 2015		1	-	136,641	136,642
At 1 January 2016		1	-	136,641	136,642
Total comprehensive income for the year:					
Profit/(loss) for the financial year		-	-	275,091	275,091
Other comprehensive income for the year		-	-	14,527	14,527
Total comprehensive income for the year		-	-	289,618	289,618
Transactions with owners:					
Dividends paid	16.20	-	-	-	-
Proceeds from issue of shares	15	-	-	-	-
Total transactions with owners		-	-	-	-
At 31 December 2016		1	-	426,259	426,260

The Notes are an integral part of these Financial Statements

Nameco (No 210) Limited

Statement of Cash Flows for the year ended 31 December 2016

	2016 £	2015 £
Cash flows from operating activities		
Profit/(loss) before tax	269,003	67,143
Deduction of (profit)/loss attributed to syndicate transactions	(13,144)	(94,124)
Distribution/(collection) of closed year result from/(to) syndicates	104,938	98,304
Profit/(loss) excluding syndicate transactions	360,797	71,323
Adjustments for:		
(Increase)/decrease in debtors	(205,136)	(252,305)
Increase/(decrease) in creditors	(168,493)	126,092
(Profit)/loss on disposal of intangible assets	(234)	2,544
Amortisation of syndicate capacity	4,013	5,159
Investment income	(814)	(351)
Realised/unrealised (gains)/losses on investments	-	-
Income tax paid	(1,250)	(1,028)
Net cash inflow/(outflow) from operating activities	(11,117)	(48,566)
Cash flows from investing activities		
Investment income	814	351
Purchase of syndicate capacity	(1,101)	(13,831)
Proceeds from sale of syndicate capacity	234	11
Purchase of investments	-	-
Proceeds from sale of investments	-	-
Net cash inflow/(outflow) from investing activities	(53)	(13,469)
Cash flows from financing activities		
Equity dividends paid	-	-
Issue of shares	-	-
Net cash inflow/(outflow) from financing activities	-	-
Net increase/(decrease) in cash and cash equivalents	(11,170)	(62,035)
Cash and cash equivalents at beginning of year	11,574	73,609
Effect of exchange rate changes on cash and cash equivalents	-	-
Cash and cash equivalents at end of year	404	11,574
Cash and cash equivalents comprise:		
Cash at bank and in hand	404	11,574
Other financial investments	-	-
Cash and cash equivalents	404	11,574

The Company has no control over the disposition of assets and liabilities at Lloyd's. Consequently, the Statement of Cash Flows is prepared reflecting only the movement in corporate funds, which includes transfers to and from the syndicates at Lloyd's

The Notes are an integral part of these Financial Statements.

Nameco (No 210) Limited

Notes to the Financial Statements for the year ended 31 December 2016

1. General information

The Company is a private company limited by shares that was incorporated in England and whose registered office is 40 Gracechurch Street, London, EC3V 0BT. The Company participates in insurance business as an underwriting member of various syndicates at Lloyd's.

2. Accounting policies

Basis of preparation

These Financial Statements have been prepared in accordance with United Kingdom Accounting Standards, including FRS 102 "The Financial Reporting Standard applicable in the UK and Republic of Ireland" and FRS 103 "Insurance Contracts", the Companies Act 2006 and Schedule 3 of the Large and Medium sized Companies and Groups (Accounts and Reports) Regulations, relating to insurance.

Transition to FRS 102 and FRS 103

The Financial Statements for the year ended 31 December 2015 were the first Financial Statements that complied with FRS 102 and FRS 103. The date of transition was 1 January 2014 and the comparative figures in the 2015 Financial Statements were restated accordingly. The transition has resulted in a small number of changes in accounting policies to those used previously.

Going concern

The Company participates as an underwriting member of Lloyd's. Its underwriting is supported by Funds at Lloyd's, either made available by the Company directly or by its members. The Directors are of the opinion that the Company has adequate resources to meet its underwriting and other operational obligations for the foreseeable future. Accordingly, the going concern concept has been adopted in the preparation of the Financial Statements.

Basis of accounting

The Financial Statements are prepared under the historical cost basis of accounting modified to include the revaluation through profit and loss of certain financial instruments held at fair value through profit or loss.

The Financial Statements are prepared using the annual basis of accounting. Under the annual basis of accounting a result is determined at the end of each accounting period, reflecting the profit or loss from providing insurance coverage during that period and any adjustments to the profit or loss of providing insurance cover during earlier accounting periods.

Amounts reported in the general business technical account relate to movements in the period in respect of all relevant years of account of the syndicates on which the Company participates.

Assets and liabilities arising as a result of the underwriting activities are mainly controlled by the syndicates' managing agents. Accordingly, these assets and liabilities have been shown separately in the Balance Sheet as "Syndicate participation". Other assets and liabilities are shown as "Corporate". The syndicate assets are held subject to trust deeds for the benefit of the syndicates' insurance creditors.

The information included in these Financial Statements in respect of the syndicates has been supplied by managing agents based upon the various accounting policies they have adopted. The following describes the policies they have adopted:

General business

i. Premiums

Premiums written comprise the total premiums receivable in respect of business incepted during the year, together with any differences between booked premiums for prior years and those previously accrued, and include estimates of premiums due but not yet receivable or notified to the syndicates on which the Company participates, less an allowance for cancellations. All premiums are shown gross of commission payable to intermediaries and exclude taxes and duties levied on them.

ii. Unearned premiums

Written premium is earned according to the risk profile of the policy. Unearned premiums represent the proportion of premiums written in the year that relate to unexpired terms of policies in force at the Balance Sheet date, calculated on a time apportionment basis having regard where appropriate, to the incidence of risk. The specific basis adopted by each syndicate is determined by the relevant managing agent.

Nameco (No 210) Limited

Notes to the Financial Statements (continued) for the year ended 31 December 2016

2. Accounting policies (continued)

iii. Deferred acquisition costs

Acquisition costs, which represent commission and other related expenses, are deferred over the period in which the related premiums are earned

iv. Reinsurance premiums

Managing agents enter into reinsurance contracts on behalf of syndicates, in the normal course of business, in order to limit the potential losses arising from certain exposures. Reinsurance premium costs are allocated by the managing agent of each syndicate to reflect the protection arranged in respect of the business written and earned.

v. Claims incurred and reinsurers' share

Claims incurred comprise claims and settlement expenses (both internal and external) occurring in the year and changes in the provisions for outstanding claims, including provisions for claims incurred but not reported and settlement expenses, together with any other adjustments to claims from previous years. Where applicable, deductions are made for salvage and other recoveries.

The provision for claims outstanding comprises amounts set aside for claims notified and claims incurred but not yet reported (IBNR). The amount included in respect of IBNR is based on statistical techniques of estimation applied by each syndicate's in-house reserving team and reviewed by external consulting actuaries. These techniques generally involve projecting from past experience the development of claims over time to form a view of the likely ultimate claims to be experienced for more recent underwriting, having regard to variations in the business accepted and the underlying terms and conditions. The provision for claims also includes amounts in respect of internal and external claims handling costs. For the most recent years, where a high degree of volatility arises from projections, estimates may be based in part on output from rating and other models of the business accepted and assessments of underwriting conditions.

The reinsurers' share of provisions for claims is based on calculated amounts of outstanding claims and projections for IBNR, net of estimated irrecoverable amounts, having regard to each syndicate's reinsurance programme in place for the class of business, the claims experience for the year and the current security rating of the reinsurance companies involved. Each syndicate uses a number of statistical techniques to assist in making these estimates.

Accordingly the two most critical assumptions made by each syndicate's managing agent as regards claims provisions are that the past is a reasonable predictor of the likely level of claims development and that the rating and other models used including pricing models for recent business are reasonable indicators of the likely level of ultimate claims to be incurred.

The level of uncertainty with regard to the estimations within these provisions generally decreases with time as the exposure period recedes. In addition the nature of short tail claims such as property where claims are typically notified and settled within a short period of time will normally have less uncertainty after a few years than long tail risks such as some liability business where it may be several years before claims are fully advised and settled. In addition to these factors if there are disputes regarding coverage under policies or changes in the relevant law regarding a claim this may increase the uncertainty in the estimation of the outcomes

The assessment of these provisions is usually the most subjective aspect of an insurer's accounts and may result in greater uncertainty within an insurer's accounts than within those of many other businesses. The provisions for gross claims and related reinsurance recoveries have been assessed on the basis of the information currently available to the directors of each syndicate's managing agent. However, ultimate liability will vary as a result of subsequent information and events and this may result in significant adjustments to the amounts provided. Adjustments to the amounts of claims provisions established in prior years are reflected in the Financial Statements for the period in which the adjustments are made. The provisions are not discounted for the investment earnings that may be expected to arise in the future on the funds retained to meet the future liabilities. The methods used, and the estimates made, are reviewed regularly

vi. Unexpired risks provision

Provisions for unexpired risks are made where the costs of outstanding claims, related expenses and deferred acquisition costs are expected to exceed the unearned premium provision carried forward at the Balance Sheet date. The provision for unexpired risks is calculated separately by reference to classes of business which are managed together, after taking into account relevant investment return. The provision is made on a syndicate by syndicate basis by the relevant managing agent

Nameco (No 210) Limited

Notes to the Financial Statements (continued) for the year ended 31 December 2016

2. Accounting policies (continued)

vii. Closed years of account

At the end of the third year, the underwriting account is normally closed by reinsurance into the following year of account. The amount of the reinsurance to close premium payable is determined by the managing agent, generally by estimating the cost of claims notified but not settled at 31 December, together with the estimated cost of claims incurred but not reported at that date, and an estimate of future claims handling costs.

Any subsequent variation in the ultimate liabilities of the closed year of account is borne by the underwriting year into which it is reinsured.

The payment of a reinsurance to close premium does not eliminate the liability of the closed year for outstanding claims. If the reinsuring syndicate was unable to meet its obligations, and the other elements of Lloyd's chain of security were to fail, then the closed underwriting account would have to settle outstanding claims.

The Directors consider that the likelihood of such a failure of the reinsurance to close is extremely remote, and consequently the reinsurance to close has been deemed to settle the liabilities outstanding at the closure of an underwriting account. The Company has included its share of the reinsurance to close premiums payable as technical provisions at the end of the current period, and no further provision is made for any potential variation in the ultimate liability of that year of account.

viii. Run-off years of account

Where an underwriting year of account is not closed at the end of the third year (a "run-off" year of account) a provision is made for the estimated cost of all known and unknown outstanding liabilities of that year. The provision is determined initially by the managing agent on a similar basis to the reinsurance to close. However, any subsequent variation in the ultimate liabilities for that year remains with the corporate member participating therein. As a result, any run-off year will continue to report movements in its results after the third year until such time as it secures a reinsurance to close.

ix. Net operating expenses (including acquisition costs)

Net operating costs include acquisition costs, profit and loss on exchange and other amounts incurred by the syndicates on which the Company participates.

Acquisition costs, comprising commission and other costs related to the acquisition of new insurance contracts, are deferred to the extent that they are attributable to premiums unearned at the Balance Sheet date.

x. Distribution of profits and collection of losses

Lloyd's operates a detailed set of regulations regarding solvency and the distribution of profits and payment of losses between syndicates and their members. Lloyd's continues to require membership of syndicates to be on an underwriting year of account basis and profits and losses belong to members according to their membership of a year of account. Normally profits and losses are transferred between the syndicate and members after results for a year of account are finalised after 36 months. This period may be extended if a year of account goes into run-off. The syndicate may make earlier on account distributions or cash calls according to the cash flow of a particular year of account and subject to Lloyd's requirements.

Nameco (No 210) Limited

Notes to the Financial Statements (continued) for the year ended 31 December 2016

2. Accounting policies (continued)

xi. Financial assets and financial liabilities

Classification:

The accounting classification of financial assets and liabilities determines their basis of measurement and how changes in those values are presented in the Profit and Loss Account and Other Comprehensive Income. These classifications are made at initial recognition and subsequent classification is only permitted in restricted circumstances.

The syndicates' investments comprise of debt and equity investments, derivatives, cash and cash equivalents and loans and receivables. Financial liabilities and equity instruments are classified according to the substance of the contractual arrangements entered into. An equity instrument is any contract that evidences a residual interest in the assets of the syndicate after deducting all of its liabilities.

Recognition

Financial assets and liabilities are recognised when the syndicate becomes party to the contractual provisions of the instrument. In respect of the purchases and sales of financial assets, they are recognised on the trade date.

Initial measurement:

All financial assets and liabilities are initially measured at transaction price (including transaction costs), except for those financial assets classified as at fair value through profit or loss, which are initially measured at fair value (which is normally the transaction price excluding transaction costs), unless the arrangement constitutes a financing transaction. If an arrangement constitutes a finance transaction, the financial asset or liability is measured at the present value of the future payments discounted at a market rate of interest for a similar debt instrument.

Subsequent measurement:

Non-current debt instruments are subsequently measured at amortised cost using the effective interest method.

Debt instruments that are classified as payable or receivable within one financial year and which meet the above conditions are measured at the undiscounted amount of the cash or other consideration expected to be paid or received.

Other debt instruments are measured at fair value through profit or loss.

De-recognition of financial assets and liabilities:

Financial assets are derecognised when and only when a) the contractual rights to the cash flow from the financial asset expire or are settled, b) the syndicates transfer to another party substantially all of the risks and rewards of ownership of the financial asset, or c) the syndicates, despite having retained some significant risks and rewards of ownership, have transferred control of the asset to another party and the other party has the practical ability to sell the asset in its entirety to an unrelated third party and is able to exercise that ability unilaterally and without needing to impose additional restrictions on the transfer.

Financial liabilities are derecognised only when the obligation specified in the contract is discharged, cancelled or expires.

Fair value measurement:

The best evidence of fair value is a quoted price for an identical asset or liability in an active market that the entity can access at the measurement date.

When quoted prices are unavailable, observable inputs developed using market data for the asset or liability, either directly or indirectly, are used to determine the fair value.

If the market for the asset is not active and there are no observable inputs, then the syndicate estimates the fair value by using unobservable inputs, i.e. where market data is unavailable.

Impairment of financial instruments measured at amortised cost or cost:

For financial assets carried at amortised cost, the amount of an impairment is the difference between the asset's carrying amount and the present value of estimated future cash flows, discounted at the financial asset's original effective interest rate, i.e. using the effective interest method.

For financial assets carried at cost less impairment, the impairment loss is the difference between the asset's carrying amount and the best estimate of the amount that would be received for the asset if it were to be sold at the reporting date.

Where indicators exist for a decrease in impairment loss, and the decrease can be related objectively to an event occurring after the impairment was recognised, the prior impairment loss is tested to determine reversal. An impairment loss is reversed on an individual impaired financial asset to the extent that the revised recoverable value does not lead to a revised carrying amount higher than the carrying value had no impairment been recognised. The amount of the reversal is recognised in profit and loss immediately.

Nameco (No 210) Limited

Notes to the Financial Statements (continued) for the year ended 31 December 2016

2. Accounting policies (continued)

xi. Financial assets and financial liabilities (continued)

Offsetting:

Debtors/creditors arising from insurance/reinsurance operations shown in the Balance Sheet include the totals of all the syndicates' outstanding debit and credit transactions as processed by the Lloyd's central facility. No account has been taken of any offsets which may be applicable in calculating the net amounts due between the syndicates and each of their counterparty insureds, reinsurers or intermediaries as appropriate.

xii. Investment return

Investment return comprises all investment income, realised investment gains and losses, movements in unrealised gains and losses, net of investment expenses and charges.

Realised and unrealised gains and losses are measured by reference to the original cost of the investment if purchased in the year, or if held at the beginning of the year by reference to the fair value at that date.

Investment return is initially recorded in the non-technical account. A transfer is made from the non-technical account to the general business technical account to reflect the investment return on funds supporting the underwriting business.

xiii. Basis of currency translation

The presentation and functional currency of the Company is Pound Sterling, which is the currency of the primary economic environment in which it operates. Supported syndicates may have different functional currencies

Income and expenditure in US dollars, Canadian dollars and Euros is translated at the average rate of exchange for the year. Underwriting transactions denominated in other foreign currencies are included at the rate of exchange ruling at the date the transaction is processed.

Monetary assets and liabilities, which according to FRS 103 are deemed to include unearned premiums and deferred acquisition costs, are translated into Pound Sterling at the rates of exchange at the Balance Sheet date.

Any non-monetary items are translated into the functional currency using the rate of exchange prevailing at the time of the transaction

Differences arising on translation to the functional currency of the syndicates where the functional currency was not Pound Sterling are reported in the Statement of Other Comprehensive Income. All other exchange differences are reported within the Profit and Loss Account, Non-Technical Account (or the Technical Account in respect of Life syndicates).

Reinsurance at corporate level

Where considered applicable by the Directors, the Company may purchase additional reinsurance to that purchased through the syndicates. Any such reinsurance premiums and related reinsurance recoveries are treated in the same manner as described for syndicates in Note 2 (iv) and (v) above.

Taxation

The Company is taxed on its results including its share of underwriting results declared by the syndicates. These are deemed to accrue evenly over the calendar year in which they are declared. The syndicate results included in these Financial Statements are only declared for tax purposes in the calendar year following the normal closure of the year of account. No provision is made for corporation tax in relation to open years of account. However, full provision is made for deferred tax on underwriting results not subject to current corporation tax.

HM Revenue & Customs agrees the taxable results of the syndicates at a syndicate level on the basis of computations submitted by the managing agent. At the date of the approval of these Financial Statements the syndicate taxable results of years of account closed at this and at previous year ends may not have been fully agreed with HM Revenue & Customs. Any adjustments that may be necessary to the tax provisions established by the Company, as a result of HM Revenue & Customs agreement of syndicate results, will be reflected in the Financial Statements of subsequent periods.

Nameco (No 210) Limited

Notes to the Financial Statements (continued) for the year ended 31 December 2016

2. Accounting policies (continued)

Deferred taxation

Deferred tax is provided in full on timing differences which result in an obligation at the Balance Sheet date to pay more tax, or a right to pay less tax, at a future date at rates expected to apply when they crystallise, based on current tax rates and law.

Deferred tax assets are recognised to the extent that it is regarded as more likely than not that they will be recovered.

Deferred tax assets and liabilities have not been discounted.

Intangible assets

Costs incurred by the Company in the Corporation of Lloyd's auctions in order to acquire rights to participate on syndicates' underwriting years are included within intangible assets and amortised over a five year period beginning in the year following the purchase of the syndicate participation.

The intangible assets are reviewed for impairment where there are indicators for impairment, and any impairment is charged to the Profit and Loss Account for the period

Cash and cash equivalents and Statement of Cash Flows

Cash and cash equivalents include deposits held at call with banks, other short-term liquid investments with original maturities of three months or less and cash in hand.

The Company has no control over the disposition of assets and liabilities at Lloyd's. Consequently, the Statement of Cash Flows is prepared reflecting only the movement in corporate funds, which includes transfers to and from syndicates at Lloyd's.

Share capital

Ordinary share capital is classified as equity. The difference between fair value of the consideration received and the nominal value of the share capital being issued, is taken to the share premium account. Incremental costs directly attributable to the issue of new ordinary shares are shown in equity as a deduction, net of taxes, from the proceeds

Dividend distributions to shareholders

Dividend distributions to the Company's shareholders are recognised in the Financial Statements in the period in which the dividends are approved by the shareholders. These amounts are recognised in the Statement of Changes in Shareholders' Equity.

3. Key accounting judgements and estimation uncertainties

In applying the Company's accounting policies, the Directors are required to make judgements, estimates and assumptions in determining the carrying amounts of assets and liabilities. These judgements, estimates and assumptions are based on the best and most reliable evidence available at the time when the decisions are made, and are based on historical experience and other factors that are considered to be applicable. Due to the inherent subjectivity involved in making such judgements, estimates and assumptions, the actual results and outcomes may differ. The estimates and underlying assumptions are reviewed on an ongoing basis. Revisions to accounting estimates are recognised in the period in which the estimate is revised, if the revision affects only that period, or in the period of the revision and future periods, if the revision affects both current and future periods.

The measurement of the provision for claims outstanding is the most significant judgement involving estimation uncertainty regarding amounts recognised in these Financial Statements in relation to underwriting by the syndicates and this is disclosed further in Note 4.

The management and control of each syndicate is carried out by the managing agent of that syndicate, and the Company looks to the managing agent to implement appropriate policies, procedures and internal controls to manage each syndicate.

The key accounting judgements and sources of estimation uncertainty set out below therefore relate to those made in respect of the Company only, and do not include estimates and judgements made in respect of the syndicates.

Nameco (No 210) Limited

Notes to the Financial Statements (continued) for the year ended 31 December 2016

3. Key accounting judgements and estimation uncertainties (continued)

Purchased syndicate capacity:

Estimating value in use.

Where an indication of impairment of capacity values exists, the Directors will carry out an impairment review to determine the recoverable amount, which is the higher of fair value less cost to sell and value in use. The value in use calculation requires an estimate of the future cash flows expected to arise from the capacity and a suitable discount rate in order to calculate present value.

Determining the useful life of purchased syndicate capacity.

The assessed useful life of syndicate capacity is five years. This is on the basis that this is the life over which the original value of the capacity acquired is used up.

Assessing indicators of impairment:

In assessing whether there have been any indicators of impairment assets, the Directors consider both external and internal sources of information such as market conditions, counterparty credit ratings and experience of recoverability. There have been no indicators of impairments identified during the current financial year.

Recoverability of receivables:

The Company establishes a provision for receivables that are estimated not to be recoverable. When assessing recoverability, factors such as the aging of the receivables, past experience of recoverability, and the credit profile of individual or groups of customers are all considered.

4. Risk management

This section summarises the financial and insurance risks the Company is exposed to either directly at its own corporate level or indirectly via its participation in the Lloyd's syndicates.

Risk background

The syndicate's activities expose it to a variety of financial and non-financial risks. The managing agent is responsible for managing the syndicate's exposure to these risks and, where possible, introducing controls and procedures that mitigate the effects of the exposure to risk. Each year, the managing agent prepares a Lloyd's Capital Return ("LCR") for the syndicate, the purpose of this being to agree capital requirements with Lloyd's based on an agreed assessment of the risks impacting the syndicate's business, and the measures in place to manage and mitigate those risks from a quantitative and qualitative perspective. The risks described below are typically reflected in the LCR, and, typically, the majority of the total assessed value of the risks concerned is attributable to insurance risk.

The insurance risks faced by a syndicate include the occurrence of catastrophic events, downward pressure on pricing of risks, reductions in business volumes and the risk of inadequate reserving. Reinsurance risks arise from the risk that a reinsurer fails to meet their share of a claim. The management of the syndicate's funds is exposed to risks of investment, liquidity, currency and interest rates leading to financial loss. The syndicate is also exposed to regulatory and operational risks including its ability to continue to trade. However, supervision by Lloyd's provides additional controls over the syndicate's management of risks.

The Company manages the risks faced by the syndicates on which it participates by monitoring the performance of the syndicates it supports. This commences in advance of committing to support a syndicate for the following year, with a review of the business plan prepared for each syndicate by its managing agent. In addition, quarterly reports and annual accounts together with any other information made available by the managing agent are monitored and if necessary enquired into. If the Company considers that the risks being run by the syndicate are excessive it will seek confirmation from the managing agent that adequate management of the risk is in place and, if considered appropriate will withdraw support from the next underwriting year. The Company relies on advice provided by the members' agent which acts for it, who are specialists in assessing the performance and risk profiles of syndicates. The Company also mitigates its insurance risks by participating across several syndicates as detailed in Note 23.

Impact of Brexit vote:

The Brexit vote will have an impact on various risk factors, including currency risks. The Lloyd's market is in the process of developing a strategy for dealing with Brexit and the Company will monitor these developments and identify whether it needs to modify its participation in the Lloyd's market.

The analysis below provides details of the financial risks the Company is exposed to from syndicate insurance activities and at a corporate company level, as required by FRS 103. Note 7 provides further analysis of sensitivities to reserving and underwriting risks.

Nameco (No 210) Limited

Notes to the Financial Statements (continued) for the year ended 31 December 2016

4. Risk management (continued)

Syndicate risks

i. Liquidity risk

The syndicates are exposed to daily calls on their available cash resources, principally from claims arising from its insurance business. Liquidity risk arises where cash may not be available to pay obligation when due, or to ensure compliance with the syndicate's obligations under the various trust deeds to which it is party.

The syndicates aim to manage their liquidity position so that they can fund claims arising from significant catastrophic events, as modelled in their Lloyd's realistic disaster scenarios ("RDS").

Although there are usually no stated maturities for claims outstanding, syndicates have provided their expected maturity of future claims settlements as follows:

2016	No stated maturity £	0-1 year £	1-3 years £	3-5 years £	>5 years £	Total £
Claims outstanding	(42,688)	521,308	623,733	233,765	232,459	1,568,577
2015	No stated maturity £	0-1 year £	1-3 years £	3-5 years £	>5 years £	Total £
Claims outstanding	4,653	315,396	360,173	163,802	166,874	1,010,898

ii. Credit risk

Credit ratings to syndicate assets emerging directly from insurance activities which are neither past due nor impaired are as follows:

2016	AAA £	AA £	A £	BBB or lower £	Not rated £	Total £
Financial investments	236,302	401,093	346,175	161,046	140,580	1,285,196
Deposits with ceding undertakings	-	-	-	-	73	73
Reinsurers share of claims outstanding	(12,259)	80,253	198,477	5,005	10,173	281,649
Reinsurance debtors	2,108	4,855	6,169	638	836	14,606
Cash at bank and in hand	10	22,523	38,362	9,232	13	70,140
	226,161	508,724	589,183	175,921	151,675	1,651,664
2015	AAA £	AA £	A £	BBB or lower £	Not rated £	Total £
Financial investments	192,875	258,783	239,634	92,843	71,012	855,147
Deposits with ceding undertakings	-	-	-	-	59	59
Reinsurers share of claims outstanding	5,242	60,003	94,631	1,184	4,685	165,745
Reinsurance debtors	19,917	151,178	6,323	264	135	177,817
Cash at bank and in hand	18,220	1,744	18,546	4,476	16	43,002
	236,254	471,708	359,134	98,767	75,907	1,241,770

Nameco (No 210) Limited

Notes to the Financial Statements (continued) for the year ended 31 December 2016

4. Risk management (continued)

Syndicate risks (continued)

ii. Credit risk (continued)

Syndicate assets emerging directly from insurance activities, with reference to their due date or impaired are as follows:

2016	Neither past due nor impaired £	Past due but not impaired			Impaired £	Total £
		Less than 6 months £	Between 6 months and 1 year £	Greater than 1 year £		
Financial investments	1,285,196	-	-	-	1	1,285,197
Deposits with ceding undertakings	73	-	-	-	-	73
Reinsurers share of claims outstanding	281,649	22,523	-	-	-	304,172
Reinsurance debtors	14,606	3,025	191	271	368	18,461
Cash at bank and in hand	70,140	-	-	-	-	70,140
Insurance and other debtors	1,121,566	29,959	7,897	8,042	(205)	1,167,259
	2,773,230	55,507	8,088	8,313	164	2,845,302

2015	Neither past due nor impaired £	Past due but not impaired			Impaired £	Total £
		Less than 6 months £	Between 6 months and 1 year £	Greater than 1 year £		
Financial investments	855,147	-	-	-	-	855,147
Deposits with ceding undertakings	59	-	-	-	-	59
Reinsurers share of claims outstanding	165,745	719	1	1	(147)	166,319
Reinsurance debtors	177,817	16,203	1,200	215	298	195,733
Cash at bank and in hand	43,002	-	-	-	-	43,002
Insurance and other debtors	209,466	7,895	1,917	2,510	(92)	221,696
	1,451,236	24,817	3,118	2,726	59	1,481,956

iii. Interest rate and equity price risk

Interest rate risk and equity price risk are the risks that the fair value of future cash flows of financial instruments will fluctuate because of changes in market interest rates and market prices, respectively.

iv. Currency risk

The syndicates' main exposure to foreign currency risk arises from insurance business originating overseas, primarily denominated in US dollars. Transactions denominated in US dollars form a significant part of the syndicates' operations. This risk is, in part, mitigated by the syndicates maintaining financial assets denominated in US dollars against its major exposures in that currency.

The table below provides details of syndicate assets and liabilities by currency:

2016	GBP £ converted	USD £ converted	EUR £ converted	CAD £ converted	Other £ converted	Total £ converted
Total assets	387,473	2,072,853	138,589	249,609	130,294	2,978,818
Total liabilities	(548,836)	(1,915,297)	(143,396)	(187,603)	(102,722)	(2,897,854)
Surplus/(deficiency) of assets	(161,363)	157,556	(4,807)	62,006	27,572	80,964

Nameco (No 210) Limited

Notes to the Financial Statements (continued) for the year ended 31 December 2016

4. Risk management (continued)

Syndicate risks (continued)

iv. Currency risk (continued)

2015	GBP £ converted	USD £ converted	EUR £ converted	CAD £ converted	Other £ converted	Total £ converted
Total assets	333,584	1,140,160	92,179	103,944	51,330	1,721,197
Total liabilities	(389,875)	(998,620)	(81,304)	(65,297)	(31,277)	(1,566,373)
Surplus/(deficiency) of assets	(56,291)	141,540	10,875	38,647	20,053	154,824

The impact of a 5% change in exchange rates between GBP and other currencies would be £12,116 on shareholders' funds (2015: £10,556).

Company risks

i. Investment, Credit and Liquidity risks

The significant risks faced by the Company are with regard to the investment of the available funds within its own custody. The elements of these risks are investment risk, credit risk, interest rate risk and currency risk. The main liquidity risk would arise if a syndicate had inadequate liquid resources for a large claim and sought funds from the Company to meet the claim. In order to minimise investment, credit and liquidity risk the Company's funds are invested in readily realisable short term deposits. The Company does not use derivative instruments to manage risk and, as such, no hedge accounting is applied.

ii. Currency risks

The syndicates can distribute their results in Pound Sterling, US dollars or a combination of the two. The Company is exposed to movements in the US dollar between the Balance Sheet date and the distribution of the underwriting profits and losses, which is usually in the May following the closure of a year of account.

In addition, the Company is also subject to currency fluctuations in respect of any financial investments and Funds at Lloyd's shown in the Corporate column of the Balance Sheet and as set out in Notes 13 and 14 respectively

iii. Regulatory risks

The Company is subject to continuing approval by Lloyd's to be a member of a Lloyd's syndicate. The risk of this approval being removed is mitigated by monitoring and fully complying with all requirements in relation to membership of Lloyd's. The capital requirements to support the proposed amount of syndicate capacity for future years are subject to the requirements of Lloyd's. A variety of factors are taken into account by Lloyd's in setting these requirements including market conditions and syndicate performance and although the process is intended to be fair and reasonable, the requirements can fluctuate from one year to the next, which may constrain the volume of underwriting the Company is able to support.

iv. Operational risks

As there are relatively few transactions actually undertaken by the Company there are only limited systems and operational requirements of the Company and therefore operational risks are not considered to be significant. Close involvement of all Directors in the Company's key decision making and the fact that the majority of the Company's operations are conducted by syndicates, provides control over any remaining operational risks.

Nameco (No 210) Limited

Notes to the Financial Statements (continued) for the year ended 31 December 2016

5. Class of business

2016	Gross written premiums £	Gross premiums earned £	Gross claims incurred £	Net operating expenses £	Reinsurance balance £	Total £
Direct insurance						
Accident and health	55,928	41,956	(22,170)	(19,761)	(829)	(804)
Motor – third party liability	7,168	5,481	(3,291)	(2,013)	(130)	47
Motor – other classes	93,060	65,448	(59,790)	(21,932)	9,935	(6,339)
Marine, aviation and transport	143,003	109,593	(64,685)	(45,048)	(4,675)	(4,815)
Fire and other damage to property	427,690	307,119	(153,170)	(106,082)	(49,966)	(2,099)
Third party liability	379,405	255,308	(162,693)	(94,058)	(8,161)	(9,604)
Credit and suretyship	21,430	14,700	(8,741)	(4,525)	(1,987)	(553)
Legal expenses	2,353	1,694	(1,067)	(894)	(41)	(308)
Assistance	-	-	-	-	-	-
Miscellaneous	15,610	10,735	(4,968)	(4,801)	(693)	273
Total direct	1,145,647	812,034	(480,575)	(299,114)	(56,547)	(24,202)
Reinsurance inwards	663,522	526,241	(283,996)	(151,999)	(108,511)	(18,265)
Total	1,809,169	1,338,275	(764,571)	(451,113)	(165,058)	(42,467)

2015	Gross written premiums £	Gross premiums earned £	Gross claims incurred £	Net operating expenses £	Reinsurance balance £	Total £
Direct insurance						
Accident and health	25,525	24,872	(11,649)	(11,323)	(1,276)	624
Motor – third party liability	4,036	3,434	(2,432)	(1,280)	263	(15)
Motor – other classes	39,676	36,504	(26,913)	(11,344)	(195)	(1,948)
Marine, aviation and transport	67,637	70,671	(26,077)	(27,998)	(7,325)	9,271
Fire and other damage to property	165,415	162,098	(55,236)	(58,489)	(28,069)	20,304
Third party liability	139,344	130,112	(75,832)	(46,348)	(3,617)	4,315
Credit and suretyship	7,886	8,072	(4,145)	(2,040)	(1,137)	750
Legal expenses	1,369	1,737	(636)	(889)	(25)	187
Assistance	-	-	-	-	-	-
Miscellaneous	7,631	6,885	(2,914)	(2,796)	(751)	424
Total direct	458,519	444,385	(205,834)	(162,507)	(42,132)	33,912
Reinsurance inwards	236,309	237,926	(76,909)	(76,553)	(47,898)	36,566
Total	694,828	682,311	(282,743)	(239,060)	(90,030)	70,478

6. Geographical analysis

	2016 £	2015 £
Direct gross premium written in:		
United Kingdom	1,145,647	375,486
Other EU Member States	-	5,047
Rest of the World	-	77,986
	1,145,647	458,519

Nameco (No 210) Limited

Notes to the Financial Statements (continued) for the year ended 31 December 2016

7. Technical provisions

Movement in claims outstanding	Gross £	Reinsurance £	2016 Net £	Gross £	Reinsurance £	2015 Net £
At 1 January	1,010,898	166,319	844,579	1,017,276	189,013	828,263
Movement of reserves	390,925	106,643	284,282	(14,755)	(19,067)	4,312
Other movements	166,754	31,210	135,544	8,377	(3,627)	12,004
At 31 December	1,568,577	304,172	1,264,405	1,010,898	166,319	844,579

Movement in unearned premiums	Gross £	Reinsurance £	2016 Net £	Gross £	Reinsurance £	2015 Net £
At 1 January	322,034	46,305	275,729	301,857	30,172	271,685
Movement of reserves	470,894	78,323	392,571	12,517	5,654	6,863
Other movements	84,427	17,315	67,112	7,660	10,479	(2,819)
At 31 December	877,355	141,943	735,412	322,034	46,305	275,729

Movement in deferred acquisition costs	2016 Net £	2015 Net £
At 1 January	80,429	75,421
Movement in deferred acquisition costs	114,097	4,489
Other movements	13,651	519
At 31 December	208,177	80,429

Included within other movements are foreign exchange movements and the effect of the 2013 and prior years' technical provisions being reinsured to close into the 2014 year of account (2015 2012 and prior years' technical provisions being reinsured to close into the 2013 year of account), to the extent where the Company's syndicate participation portfolio has changed between those two years of account.

Nameco (No 210) Limited

Notes to the Financial Statements (continued) for the year ended 31 December 2016

7. Technical provisions (continued)

Assumptions, changes in assumptions and sensitivity

As described in Note 4 the majority of the risks to the Company's future cash flows arise from its participation in the results of Lloyd's syndicates and are mostly managed by the managing agents of the syndicates. The Company's role in managing these risks, in conjunction with the Company's members' agent, is limited to a selection of syndicate participations and monitoring the performance of the syndicates and their managing agents

The amounts carried by the Company arising from insurance contracts are calculated by the managing agents of the syndicates and derived from accounting information provided by the managing agents and reported upon by the syndicate auditors.

The key assumptions underlying the amounts carried by the Company arising from insurance contracts are:

- the net premiums written calculated by the managing agent are an accurate assessment of the premiums payable as a result of the risks contractually committed to up to the Balance Sheet date;
- the net unearned premiums calculated by the managing agent are an accurate assessment of the net premiums written that reflect the exposure to risks arising after the Balance Sheet date, including appropriate allowance for anticipated losses in excess of the unearned premium;
- the claims reserves calculated by the managing agents are an accurate assessment of the ultimate liabilities in respect of claims relating to events up to the Balance Sheet date;
- the potential ultimate result of run-off year results has been accurately estimated by the managing agents, and
- the values of investments and other assets and liabilities are correctly stated at their realisable values at the Balance Sheet date.

There have been no changes to these assumptions in 2016.

The amounts carried by the Company arising from insurance contracts are sensitive to various factors as follows:

- a 5% increase/decrease in net earned premium (with all other underwriting elements assumed to change pro-rata with premium) will increase/decrease the Company's pre-tax profit/loss by £50,872 (2015: £27,638);
- a 5% increase/decrease in the managing agents' calculation of gross claims reserves will decrease/increase the Company's pre-tax profit/loss by £78,429 (2015: £50,545);
- a 5% increase/decrease in the managing agents' calculation of net claims reserves will decrease/increase the Company's pre-tax profit/loss by £63,220 (2015: £42,229)

The 5% movement has been selected to give an indication of the possible variations in the assumptions used.

The historical gross and net claims development is as follows:

Claims development - Gross				Profit/(loss) on RITC received
	After 12 months £	After 24 months £	After 36 months £	£
Underwriting pure year				
2012	282,583	414,131	407,551	45,892
2013	210,496	363,835	357,996	40,625
2014	221,207	381,993	391,586	-
2015	220,378	415,321		
2016	642,912	-		
Claims development - Net				Profit/(loss) on RITC received
	After 12 months £	After 24 months £	After 36 months £	£
Underwriting pure year				
2012	232,634	350,805	348,870	45,015
2013	179,689	315,652	307,256	43,143
2014	187,970	331,219	338,406	-
2015	189,418	355,729		
2016	508,879	-		

Nameco (No 210) Limited

Notes to the Financial Statements (continued) for the year ended 31 December 2016

8. Net operating expenses	2016	2015
	£	£
Acquisition costs	405,457	168,441
Change in deferred acquisition costs	(114,097)	(4,489)
Administrative expenses	159,753	75,173
Loss/(profit) on exchange	-	(65)
	451,113	239,060

9. Investment return	2016	2015
	£	£
Investment income	17,974	14,421
Dividend income	392	239
Interest on cash at bank	1,251	674
Other interest and similar income	1,829	1,094
Realised gains on investments	7,727	4,721
Investment income	29,173	21,149
Investment management expenses	(1,925)	(1,315)
Realised losses on investments	(9,750)	(7,088)
Investment expenses and charges	(11,675)	(8,403)
Unrealised gains and losses, net	3,053	(4,680)
Total investment return	20,551	8,066

Analysed as follows:

	Investments at fair value through profit or loss £	Investments available for sale £	2016 Total £	Investments at fair value through profit or loss £	Investments available for sale £	2015 Total £
Realised gains and losses	(2,023)	-	(2,023)	(2,368)	1	(2,367)
Unrealised gains and losses	3,053	-	3,053	(4,675)	(5)	(4,680)
Other relevant income	-	-	-	-	-	-
	1,030	-	1,030	(7,043)	(4)	(7,047)
Interest and similar income, net of expenses			19,521			15,113
Total investment return			20,551			8,066

Nameco (No 210) Limited

Notes to the Financial Statements (continued) for the year ended 31 December 2016

10. Profit/(loss) before taxation	2016	2015
	£	£
This is stated after charging:		
Key management personnel remuneration	-	-
Amortisation of syndicate capacity	4,013	5,159
Interest on bank loan and overdrafts	-	-
Interest on other loans	-	-
The Company has no employees		

The auditors, PKF Littlejohn LLP, charge a fixed fee to Nomina Plc for the provision of the audit of the Company. This fee is included within the service fee charged to the Company by Nomina Plc and equates to approximately £72 (2015: £74).

11. Taxation	2016	2015
	£	£
Analysis of charge in year		
Current tax:		
UK corporation tax on profit/(loss) of the year	-	-
Adjustment in respect of previous years	-	-
Foreign tax	1,250	1,028
Total current tax	1,250	1,028
Deferred tax:		
Origination and reversal of timing differences	(7,338)	12,798
Change in tax rate	-	(1,156)
Total deferred tax	(7,338)	11,642
Tax on profit/(loss)	(6,088)	12,670

Factors affecting tax charge for year

The tax assessed for the year is different to the standard rate of corporation tax in the UK of 20.00% (2015: 20.25%). The differences are explained below

Profit/(loss) before tax	269,003	67,143
Profit/(loss) multiplied by standard rate of corporation tax in the UK of 20.00% (2015: 20.00%)	53,801	13,429
Effects of:		
Adjustment in respect of previous years	-	-
Group relief claimed	-	-
Income not taxable	-	-
Permanent differences	(58,245)	552
Foreign tax	1,250	1,028
Rate change and other adjustments	(2,894)	(2,339)
Tax on charge/(credit) for the year	(6,088)	12,670

The results of the Company's participation on the 2014, 2015 and 2016 years of account and the calendar year movement on 2013 and prior run-offs will not be assessed to tax until the year ended 31 December 2017, 2018 and 2019 respectively being the year after the calendar year result of each run-off year or the normal date of closure of each year of account.

Nameco (No 210) Limited

Notes to the Financial Statements (continued) for the year ended 31 December 2016

12. Intangible assets	2016	2015
Purchased syndicate capacity	£	£
Cost		
At 1 January	32,841	21,565
Additions	1,101	13,831
Disposals	-	(2,555)
At 31 December	33,942	32,841
Amortisation		
At 1 January	22,588	17,429
Provided during the year	4,013	5,159
Disposals	-	-
At 31 December	26,601	22,588
Net book value		
At 31 December 2016 / 2015	7,341	10,253
At 31 December 2015 / 2014	10,253	4,136

13. Financial investments

The Company early adopted as of 1 January 2016 the amendments of FRS 102 made in March 2016 and effective for accounting periods beginning on or after 1 January 2017.

The Company categorises its fair value measurement using the following three fair value hierarchy levels based on the reliability of inputs used in determining fair values as follows:

Level 1: The unadjusted quoted price in an active market for identical assets that an entity can access at the measurement date.

Level 2: Inputs other than quoted prices included in Level 1 that are observable (i.e. developed using market data) for the asset, either directly or indirectly.

Level 3: Inputs are unobservable (i.e. for which market data is unavailable) for the asset.

Financial investments Syndicate	Financial investments held at fair value through profit or loss				Held at amortised cost	Total
	Level 1	Level 2	Level 3	Total		
2016	£	£	£	£	£	£
Shares and other variable yield securities and units in unit trusts	62,697	151,688	35	214,420	-	214,420
Debt securities and other fixed income securities	341,564	680,302	-	1,021,866	-	1,021,866
Participation in investment pools	7,782	9,039	11,587	28,408	-	28,408
Loans and deposits with credit institutions	12,435	4,896	491	17,822	-	17,822
Derivatives	1,720	956	-	2,676	-	2,676
Other investments	-	-	5	5	-	5
Financial assets classified as held for sale	-	-	-	-	-	-
Fair value	426,198	846,881	12,118	1,285,197	-	1,285,197
Cost				1,272,633	-	1,272,633

Nameco (No 210) Limited

Notes to the Financial Statements (continued) for the year ended 31 December 2016

13. Financial investments (continued)

Financial investments Syndicate	Financial investments held at fair value through profit or loss				Held at amortised cost £	Total £
	Level 1 £	Level 2 £	Level 3 £	Total £		
2015						
Shares and other variable yield securities and units in unit trusts	35,591	83,003	10,330	128,924	-	128,924
Debt securities and other fixed income securities	268,727	256,219	124,925	649,871	-	649,871
Participation in investment pools	1,754	4,587	9,958	16,299	-	16,299
Loans and deposits with credit institutions	42,330	10,002	7,338	59,670	-	59,670
Derivatives	44	-	330	374	-	374
Other investments	-	-	9	9	-	9
Financial assets classified as held for sale	-	-	-	-	-	-
Fair value	348,446	353,811	152,890	855,147	-	855,147
						Total £
Cost				852,489	-	852,489

Financial investments Corporate	Financial investments held at fair value through profit or loss				Held at amortised cost £	Total £
	Level 1 £	Level 2 £	Level 3 £	Total £		
2016						
Shares and other variable yield securities and units in unit trusts	-	-	-	-	-	-
Debt securities and other fixed income securities	-	-	-	-	-	-
Fair value	-	-	-	-	-	-
						Total £
Cost				-	-	-

Financial investments Corporate	Financial investments held at fair value through profit or loss				Held at amortised cost £	Total £
	Level 1 £	Level 2 £	Level 3 £	Total £		
2015						
Shares and other variable yield securities and units in unit trusts	-	-	-	-	-	-
Debt securities and other fixed income securities	-	-	-	-	-	-
Fair value	-	-	-	-	-	-
						Total £
Cost				-	-	-

Included within the Corporate figures above are financial investments denominated in non-Sterling currency. The impact of a 5% change in exchange rates between GBP and other currencies would be £nil on shareholders' funds (2015: £nil)

Nameco (No 210) Limited

Notes to the Financial Statements (continued) for the year ended 31 December 2016

14. Other debtors

	2016			2015		
	Syndicate participation £	Corporate £	Total £	Syndicate participation £	Corporate £	Total £
Amounts due from group undertakings	-	197,784	197,784	-	-	-
Proprietors' loan accounts	-	-	-	-	2,203	2,203
Funds at Lloyd's	-	326,076	326,076	-	316,520	316,520
Deferred tax asset (Note 17)	-	-	-	-	-	-
Other	60,303	-	60,303	71,368	1	71,369
	60,303	523,860	584,163	71,368	318,724	390,092

Funds at Lloyd's ("FAL") represents assets deposited with the Corporation of Lloyd's (Lloyd's) to support the Company's underwriting activities as described in the Accounting Policies. The Company retains the rights to the economic benefit of these assets. The Company has entered into a Lloyd's Deposit Trust Deed which gives Lloyd's the right to apply these monies in settlement of any claims arising from the participation on the syndicates. These monies can only be released from the provision of this Deed with Lloyd's express permission, and only in circumstances where the amounts are either replaced by an equivalent asset, or after the expiration of the Company's liabilities in respect of its underwriting. The Company's underwriting is supported by assets made available to it by the shareholders of the Company.

Where FAL is comprised of financial investments, to meet Lloyd's requirements these investments will usually be the equivalent of Level 1 as defined in Note 13. FAL are held mainly either in Sterling or US dollar denominations and therefore are potentially exposed to the currency risk of fluctuation between the Sterling and US dollar exchange rate. The maximum exposure to a 5% movement in the Sterling and USD exchange rate will be £16,304 (2015: £15,826).

15. Share capital

Allotted, called-up and fully paid

	2016		2015	
	Issued	Value £	Issued	Value £
Ordinary £1 shares	1	1	1	1

16. Profit and loss account

	2016			2015		
	Syndicate participation £	Corporate £	Total £	Syndicate participation £	Corporate £	Total £
Retained profit/(loss) brought forward	154,824	(18,183)	136,641	154,368	(75,955)	78,413
Reallocate distribution	(104,938)	104,938	-	(98,304)	98,304	-
Profit/(loss) and other comprehensive income for the financial year	31,078	258,540	289,618	98,760	(40,532)	58,228
Equity dividends	-	-	-	-	-	-
Retained profit/(loss) carried forward	80,964	345,295	426,259	154,824	(18,183)	136,641

Nameco (No 210) Limited

Notes to the Financial Statements (continued) for the year ended 31 December 2016

16. Profit and loss account (continued)

The result for each underwriting year of account is generated over a three year period. These Financial Statements, which cover the period from 1 January 2016 to 31 December 2016, show movements in the first twelve months of the 2016 year of account, the second twelve months of the 2015 year of account and the final twelve months of the 2014 year of account.

Future cash flows will arise when profits/(losses) are distributed/(collected) by Lloyd's after each year of account has closed. Subject to certain conditions, Lloyd's can allow the partial early release of some profits or in the event of an expect loss require advance funding prior to the year of account closing.

The cumulative profit and loss account on all open underwriting years of account is shown in the Balance Sheet under 'Syndicate participation' as detailed in the table below:

	2016	2015
	£	£
Underwriting year of account (cumulative):		
2013 after 36 months	-	104,023
2014 after 36 months / 24 months	126,603	54,493
2015 after 24 months / 12 months	41,860	(3,692)
2016 after 12 months	(87,499)	-
	80,964	154,824

17. Deferred taxation assets/(liabilities)

	2016	2015
	£	£
Opening balance	(35,639)	(23,116)
Profit and loss account (charge)/credit	7,338	(11,642)
Other comprehensive income (charge)/credit	(3,407)	(881)
Closing balance	(31,708)	(35,639)

The deferred tax balance consists of timing differences relating to the taxation of underwriting results. Deferred tax assets are shown within Other debtors (Note 14).

18. Other creditors including taxation and social security

	2016			2015		
	Syndicate participation	Corporate	Total	Syndicate participation	Corporate	Total
	£	£	£	£	£	£
Corporation tax	-	-	-	-	-	-
Proprietors' loan accounts	-	844	844	-	-	-
Third party funds	-	-	-	-	-	-
Other creditors	171,067	200	171,267	94,010	-	94,010
Amount due to group undertakings	-	125,659	125,659	-	299,361	299,361
	171,067	126,703	297,770	94,010	299,361	393,371

Nameco (No 210) Limited

Notes to the Financial Statements (continued) for the year ended 31 December 2016

19. Financial liabilities

The Company early adopted as of 1 January 2016 the amendments of FRS 102 made in March 2016 and effective for accounting periods beginning on or after 1 January 2017.

The Company categorises its fair value measurement using the following three fair value hierarchy levels based on the reliability of inputs used in determining fair values as follows:

Level 1: The unadjusted quoted price in an active market for identical liabilities that an entity can access at the measurement date.

Level 2: Inputs other than quoted prices included in Level 1 that are observable (i.e. developed using market data) for the liability, either directly or indirectly.

Level 3: Inputs are unobservable (i.e. for which market data is unavailable) for the liability

Financial liabilities Syndicate	Financial liabilities held at fair value through profit or loss				Held at amortised cost	Total
	Level 1	Level 2	Level 3	Total		
	£	£	£	£	£	£
2016						
Borrowings	-	-	-	-	-	-
Derivative liabilities	1,303	158	-	1,461	-	1,461
Financial liabilities classified as held for sale	-	-	-	-	-	-
Fair value	1,303	158	-	1,461	-	1,461

Financial liabilities Syndicate	Financial liabilities held at fair value through profit or loss				Held at amortised cost	Total
	Level 1	Level 2	Level 3	Total		
	£	£	£	£	£	£
2015						
Borrowings	-	-	-	-	-	-
Derivative liabilities	95	-	485	580	-	580
Financial liabilities classified as held for sale	-	-	-	-	-	-
Fair value	95	-	485	580	-	580

All other financial liabilities of the syndicate participation, including creditors arising out of direct insurance operations, creditors arising out of reinsurance operations and other creditors, are measured at amortised cost.

Financial liabilities - Corporate

All corporate financial liabilities are measured at amortised cost.

20. Dividends

	2016 £	2015 £
Equity dividends declared and paid	-	-

Nameco (No 210) Limited

Notes to the Financial Statements (continued) for the year ended 31 December 2016

21. Related party transactions

Nomina plc, a Director of the Company, provides administration services to the Company. Nomina plc charged a management fee of £2,900 (2015: £2,900) to cover all the costs of basic administration of the Company.

22. Ultimate controlling party

The Company is controlled by SD Underwriting Limited.

23. Syndicate participation

The principal syndicates or members' agent pooling arrangements ("MAPA") in which the Company participates as an underwriting member are as follows:

Syndicate or MAPA number	Managing agent	2017 Allocated capacity £	2016 Allocated capacity £	2015 Allocated capacity £	2014 Allocated capacity £
33	Hiscox Syndicates Limited	146,564	127,447	-	-
218	ERS Syndicate Management Limited	34,550	25,920	-	-
386	QBE Underwriting Limited	28,279	31,448	-	-
510	Tokio Marine Kiln Syndicates Limited	104,964	98,097	17,811	17,811
557	Tokio Marine Kiln Syndicates Limited	23,912	23,912	5,021	5,021
609	Atrium Underwriters Limited	27,822	27,822	-	-
623	Beazley Furlonge Limited	186,793	158,032	-	-
727	S A Meacock & Company Limited	55,424	55,424	12,003	12,003
958	Canopus Managing Agents Limited	-	-	12,994	12,292
1176	Chaucer Syndicates Limited	14,833	13,844	-	-
1729	Asta Managing Agency Limited	48,052	43,247	15,574	15,574
1910	Asta Managing Agency Limited	-	47,802	-	-
2010	Cathedral Underwriting Limited	59,317	59,317	-	-
2014	Pembroke Managing Agency Limited	111,615	100,000	37,793	28,333
2791	Managing Agency Partners Limited	133,017	133,017	41,330	46,828
4444	Canopus Managing Agents Limited	46,086	46,086	-	-
6111	Catlin Underwriting Agencies Limited	-	99,374	32,841	33,355
6117	Asta Managing Agency Limited	158,190	71,679	22,729	34,428
7200	Members' Agents Pooling Arrangement	75,595	71,419	69,814	72,417
7201	Members' Agents Pooling Arrangement	398,267	363,118	352,470	369,010
7202	Members' Agents Pooling Arrangement	141,428	130,333	126,064	132,677
7203	Members' Agents Pooling Arrangement	23,292	20,929	20,015	21,035
7211	Members' Agents Pooling Arrangement	16,487	15,036	-	-
7212	Members' Agents Pooling Arrangement	107,111	97,227	-	-
7217	Members' Agents Pooling Arrangement	45,057	42,804	13,882	12,340
7227	Members' Agents Pooling Arrangement	4,621	4,621	1,063	-