


**Nameco (No 207) Limited**  
**Annual Report and Financial Statements**  
**31 December 2018**



**Company registration number: 3637165**

# **Nameco (No 207) Limited**

## **Contents**

---

	Page No
Company Information	2
Strategic Report	3
Directors' Report	4
Independent Auditor's Report	6
Profit and Loss Account - Technical Account – General Business	8
Profit and Loss Account - Non-Technical Account	9
Statement of Comprehensive Income	9
Balance Sheet	10
Statement of Changes in Shareholders' Equity	12
Statement of Cash Flows	13
Notes to the Financial Statements	14

# **Nameco (No 207) Limited**

## **Company Information**

---

### **Directors**

Jeremy Richard Holt Evans  
Nomina Plc

### **Company Secretary**

Hampden Legal Plc

### **Registered Office**

5th Floor, 40 Gracechurch Street  
London  
EC3V 0BT

### **Auditors**

PKF Littlejohn LLP  
Statutory Auditor  
1 Westferry Circus  
Canary Wharf  
London  
E14 4HD

### **Solicitors**

Jones Day  
21 Tudor Street  
London  
EC4Y 0DJ

# Nameco (No 207) Limited

## Strategic Report

---

The Directors present their Strategic Report for the year ended 31 December 2018.

### Business review and future developments

The Financial Statements incorporate the annual accounting results of the syndicates on which the Company participates for the 2016, 2017 and 2018 years of account, as well as any prior run-off years. The 2016 year closed at 31 December 2018 with a result of £220,450 (2015: £232,192). The 2017 and 2018 open underwriting accounts will normally close at 31 December 2019 and 2020.

### Key performance indicators

The Directors monitor the performance of the Company by reference to the following key performance indicators:

	2018	2017
Capacity (youngest underwriting year)	2,589,974	3,631,308
Gross premium written as a % of capacity	98.5%	101.0%
Underwriting profit of latest closed year:		
as a % of capacity	6.3%	11.7%
Run-off years of account movement	75	149

### Other performance indicators

As a result of the nature of this Company as a Lloyd's corporate member the majority of its activities are carried out by the syndicates in which it participates. The Company is not involved directly in the management of the syndicates' activities, including employment of syndicate staff, as these are the responsibility of the relevant managing agent. Each managing agent will also have responsibility for the environmental activities of each syndicate, although by their nature, insurers do not produce significant environmental emissions. As a result, the Directors of the Company do not consider it appropriate to monitor and report any performance indicators in relation to staff or environmental matters.

### Financial risk management objectives and policies

As a corporate member of Lloyd's the majority of the risks to this Company's future cash flows arise from its participation in the results of Lloyd's syndicates. As detailed in Note 5, these risks are mostly managed by the managing agent of the syndicate. The Company's role in managing this risk is limited to selection of syndicate participations and monitoring performance of the syndicates. The Company is also directly exposed to these risks, but they are not considered material compared to the syndicate risk for the assessment of the assets, liabilities, financial position and profit or loss of the Company.

### Impact of Brexit vote

Following the referendum vote for the United Kingdom to leave the EU, Lloyd's has been working together with market members to prepare for changes that are likely to arise as a result of leaving the EU. Lloyd's have noted that, although only around 11% of the market's gross written premiums arise from the EU excluding the UK, they are making preparations to maintain access to the insurance market in the EU. At this time the details of future trading with the EU in general and the impact on the Lloyd's market cannot be known, although these uncertainties, together with related economic factors including exchange rates and investment values, may have an impact on results for several years. The Directors are monitoring the Lloyd's market's preparations along with general market conditions to identify if it is appropriate to make any changes to the current strategy of the Company.

Approved by the Board of Directors on 24 July 2019 and signed on its behalf by:



Jeremy Richard Holt Evans  
Director

# **Nameco (No 207) Limited**

## **Directors' Report**

---

The Directors present their Report together with the audited Financial Statements of the Company for the year ended 31 December 2018.

### **Principal activities**

The principal activity of the Company is that of trading as a Lloyd's corporate capital member. The Company continues to trade in 2019.

### **Results and dividends**

The results for the year are set out on pages 8 to 9 of the Financial Statements. Dividends totalling £nil were paid in the year (2017: £nil).

### **Directors**

The Directors who served at any time during the year were as follows:

Jeremy Richard Holt Evans  
Nomina Plc

### **Directors' Responsibilities Statement**

The Directors are responsible for preparing the Strategic Report, the Directors' Report and the Financial Statements in accordance with applicable laws and regulations.

Company law requires the Directors to prepare Financial Statements for each financial year. Under that law the Directors have prepared the Financial Statements in accordance with applicable law and United Kingdom Accounting Standards (United Kingdom Generally Accepted Accounting Practice). Under company law the Directors must not approve the Financial Statements unless they are satisfied that they give a true and fair view of the state of affairs of the Company and of the profit or loss of the Company for that period. In preparing those Financial Statements the Directors are required to:

- select suitable accounting policies and then apply them consistently;
- make judgements and accounting estimates that are reasonable and prudent;
- state whether applicable United Kingdom Accounting Standards have been followed, subject to any material departures disclosed and explained in the Financial Statements; and
- prepare the Financial Statements on the going concern basis unless it is inappropriate to presume that the Company will continue in business.

The Directors are responsible for keeping adequate accounting records that are sufficient to show and explain the Company's transactions and disclose with reasonable accuracy at any time the financial position of the Company and to enable them to ensure that the Financial Statements comply with the Companies Act 2006. They are also responsible for: such internal control as they determine necessary to enable the preparation of Financial Statements that are free from material misstatements, whether due to fraud or error; and safeguarding the assets of the Company, complying with laws and regulations, and hence for taking reasonable steps for the prevention and detection of fraud and other irregularities.

## **Nameco (No 207) Limited**

### **Directors' Report (continued)**

---

#### **Auditor**


i. PKF Littlejohn LLP has signified its willingness to continue in office as auditor.

ii. Disclosure of information to the Auditor:

In the case of each of the persons who are Directors at the time this report is approved, the following applies:

- so far as the Directors are aware, there is no relevant audit information of which the Company's auditor is unaware; and
- they have taken all the steps that they ought to have taken as a Director in order to make themselves aware of any relevant audit information and to establish that the Company's auditor is aware of that information.

Approved by the Board of Directors on 24 July 2019 and signed on its behalf by:

A handwritten signature in black ink, appearing to read 'Jeremy', with a large, stylized initial 'J' and 'E'.

Jeremy Richard Holt Evans  
Director

# **Nameco (No 207) Limited**

## **Independent Auditor's Report**

---

### **Independent Auditor's Report to the Members of Nameco (No 207) Limited**

#### **Opinion**

We have audited the Financial Statements of Nameco (No 207) Limited (the "Company") for the year ended 31 December 2018 which comprise the Profit and Loss Account, the Statement of Comprehensive Income, the Balance Sheet, the Statement of Changes in Shareholders' Equity, the Statement of Cash Flows and notes to the Financial Statements, including a summary of significant accounting policies. The financial reporting framework that has been applied in their preparation is applicable law and United Kingdom Accounting Standards, including Financial Reporting Standard 102 "The Financial Reporting Standard applicable in the UK and Republic of Ireland" (United Kingdom Generally Accepted Accounting Practice).

In our opinion the Financial Statements:

- give a true and fair view of the state of the Company's affairs as at 31 December 2018 and of its result for the year then ended;
- have been properly prepared in accordance with United Kingdom Generally Accepted Accounting Practice; and
- have been prepared in accordance with the requirements of the Companies Act 2006.

#### **Basis for opinion**

We conducted our audit in accordance with International Standards on Auditing (UK) (ISAs (UK)) and applicable law. Our responsibilities under those standards are further described in the Auditor's responsibilities for the audit of the Financial Statements section of our report. We are independent of the Company in accordance with the ethical requirements that are relevant to our audit of the Financial Statements in the UK, including the FRC's Ethical Standard, and we have fulfilled our other ethical responsibilities in accordance with these requirements. We believe that the audit evidence we have obtained is sufficient and appropriate to provide a basis for our opinion.

#### **Conclusions relating to going concern**

We have nothing to report in respect of the following matters in relation to which the ISAs (UK) require us to report to you where:

- the Directors' use of the going concern basis of accounting in the preparation of the Financial Statements is not appropriate; or
- the Directors have not disclosed in the Financial Statements any identified material uncertainties that may cast significant doubt about the Company's ability to continue to adopt the going concern basis of accounting for a period of at least twelve months from the date when the Financial Statements are authorised for issue.

#### **Other information**

The other information comprises the information included in the Annual Report, other than the Financial Statements and our auditor's report thereon. The Directors are responsible for the other information. Our opinion on the Financial Statements does not cover the other information and, except to the extent otherwise explicitly stated in our report, we do not express any form of assurance conclusion thereon. In connection with our audit of the Financial Statements, our responsibility is to read the other information and, in doing so, consider whether the other information is materially inconsistent with the Financial Statements or our knowledge obtained in the audit or otherwise appears to be materially misstated. If we identify such material inconsistencies or apparent material misstatements, we are required to determine whether there is a material misstatement in the Financial Statements or a material misstatement of the other information. If, based on the work we have performed, we conclude that there is a material misstatement of this other information, we are required to report that fact.

We have nothing to report in this regard.

#### **Opinions on other matters prescribed by the Companies Act 2006**

In our opinion, based on the work undertaken in the course of the audit:

- the information given in the Strategic Report and the Directors' Report for the financial year for which the Financial Statements are prepared is consistent with the Financial Statements; and
- the Strategic Report and the Directors' Report have been prepared in accordance with applicable legal requirements.

# **Nameco (No 207) Limited**

## **Independent Auditor's Report (continued)**

---

### **Matters on which we are required to report by exception**

In the light of the knowledge and understanding of the Company and its environment obtained in the course of the audit, we have not identified material misstatements in the Strategic Report or the Directors' Report.

We have nothing to report in respect of the following matters in relation to which the Companies Act 2006 requires us to report to you if, in our opinion:

- adequate accounting records have not been kept, or returns adequate for our audit have not been received from branches not visited by us; or
- the Financial Statements are not in agreement with the accounting records and returns; or
- certain disclosures of Directors' remuneration specified by law are not made; or
- we have not received all the information and explanations we require for our audit.

### **Responsibilities of Directors**

As explained more fully in the Directors' Responsibilities Statement, the Directors are responsible for the preparation of the Financial Statements and for being satisfied that they give a true and fair view, and for such internal control as the Directors determine is necessary to enable the preparation of Financial Statements that are free from material misstatement, whether due to fraud or error.

In preparing the Financial Statements, the Directors are responsible for assessing the Company's ability to continue as a going concern, disclosing, as applicable, matters related to going concern and using the going concern basis of accounting unless the Directors either intend to liquidate the Company or to cease operations, or have no realistic alternative but to do so.


### **Auditor's responsibilities for the audit of the Financial Statements**

Our objectives are to obtain reasonable assurance about whether the Financial Statements as a whole are free from material misstatement, whether due to fraud or error, and to issue an auditor's report that includes our opinion. Reasonable assurance is a high level of assurance, but is not a guarantee that an audit conducted in accordance with ISAs (UK) will always detect a material misstatement when it exists. Misstatements can arise from fraud or error and are considered material if, individually or in the aggregate, they could reasonably be expected to influence the economic decisions of users taken on the basis of these Financial Statements.

A further description of our responsibilities for the audit of the Financial Statements is located on the Financial Reporting Council's website at: [www.frc.org.uk/auditorsresponsibilities](http://www.frc.org.uk/auditorsresponsibilities). This description forms part of our auditor's report.

### **Use of our report**

This report is made solely to the Company's Members, as a body, in accordance with Chapter 3 of Part 16 of the Companies Act 2006. Our audit work has been undertaken so that we might state to the Company's Members those matters we are required to state to them in an auditor's report and for no other purpose. To the fullest extent permitted by law, we do not accept or assume responsibility to anyone, other than the Company and the Company's Members as a body, for our audit work, for this report, or for the opinions we have formed.



**Carmine Papa (Senior Statutory Auditor)**  
**For and on behalf of PKF Littlejohn LLP**  
**Statutory Auditor**  
24 July 2019

1 Westferry Circus  
Canary Wharf  
London  
E14 4HD



# Nameco (No 207) Limited

## Profit and Loss Account

### Technical Account – General Business for the year ended 31 December 2018

	Note	2018 £	2017 £
<b>Premiums written</b>			
Gross premiums written	6,7	2,551,175	3,669,234
Outward reinsurance premiums		(586,980)	(771,551)
<b>Net premiums written</b>		<u>1,964,195</u>	<u>2,897,683</u>
<b>Change in the provision for unearned premiums</b>	8		
Gross provision		415,731	(4,509)
Reinsurers' share		(33,989)	(6,713)
<b>Net change in the provision for unearned premiums</b>		<u>381,742</u>	<u>(11,222)</u>
<b>Earned premiums, net of reinsurance</b>		<u>2,345,937</u>	<u>2,886,461</u>
Allocated investment return transferred from the non-technical account		36,955	60,752
Other technical income, net of reinsurance		-	-
<b>Total technical income</b>		<u>2,382,892</u>	<u>2,947,213</u>
<b>Claims paid</b>			
Gross amount		(2,061,169)	(1,576,395)
Reinsurers' share		500,388	215,348
<b>Net claims paid</b>		<u>(1,560,781)</u>	<u>(1,361,047)</u>
<b>Change in the provision for claims</b>			
Gross amount		265,217	(1,417,149)
Reinsurers' share		39,114	632,242
<b>Change in the net provision for claims</b>	8	<u>304,331</u>	<u>(784,907)</u>
<b>Claims incurred, net of reinsurance</b>		<u>(1,256,450)</u>	<u>(2,145,954)</u>
Changes in other technical provisions, net of reinsurance		(2,775)	3,568
Net operating expenses	9	(927,437)	(1,140,087)
Other technical charges, net of reinsurance		-	-
<b>Balance on the technical account for general business</b>		<u>196,230</u>	<u>(335,260)</u>

The Notes are an integral part of these Financial Statements.

**Nameco (No 207) Limited**  
**Profit and Loss Account**  
**Non - Technical Account**  
**for the year ended 31 December 2018**

	Note	2018 £	2017 £
<b>Balance on technical account for general business</b>		196,230	(335,260)
Investment income	10	102,183	88,549
Unrealised gains on investments	10	63,376	38,932
Investment expenses and charges	10	(30,953)	(24,695)
Unrealised losses on investments	10	(125,694)	(46,970)
Allocated investment return transferred to the general business technical account		(36,955)	(60,752)
Other income		-	102,148
Other charges		(24,590)	(26,091)
<b>Profit/(loss) before taxation</b>	11	143,597	(264,139)
Tax on profit/(loss)	12	(18,863)	58,222
<b>Profit/(loss) for the financial year</b>		124,734	(205,917)

**Statement of Comprehensive Income**

	2018 £	2017 £
<b>Profit/(loss) for the financial year</b>	124,734	(205,917)
Other comprehensive income:		
Currency translation differences	(33,912)	(2,640)
Tax on other comprehensive income	5,765	449
<b>Other comprehensive income for the year, net of tax</b>	(28,147)	(2,191)
<b>Total comprehensive income for the financial year</b>	17 96,587	(208,108)

All amounts relate to continuing operations.

The Notes are an integral part of these Financial Statements.

# Nameco (No 207) Limited

## Balance Sheet as at 31 December 2018

		31 December 2018			31 December 2017		
	Note	Syndicate participation £	Corporate £	Total £	Syndicate participation £	Corporate £	Total £
<b>Assets</b>							
<b>Intangible assets</b>	13	-	(4)	(4)	-	8,590	8,590
<b>Investments</b>							
Financial investments	14	3,361,813	14,764	3,376,577	2,808,219	15,496	2,823,715
Deposits with ceding undertakings		318	-	318	171	-	171
		3,362,131	14,764	3,376,895	2,808,390	15,496	2,823,886
<b>Reinsurers' share of technical provisions</b>							
Provision for unearned premiums	8	205,209	-	205,209	230,449	-	230,449
Claims outstanding	8	1,554,613	-	1,554,613	1,269,107	-	1,269,107
Other technical provisions		3,294	-	3,294	5,159	-	5,159
		1,763,116	-	1,763,116	1,504,715	-	1,504,715
<b>Debtors</b>							
Arising out of direct insurance operations							
- Policyholders		18	-	18	65	-	65
- Intermediaries		680,824	-	680,824	716,825	-	716,825
Arising out of reinsurance operations		1,018,497	30,877	1,049,374	1,095,655	14,527	1,110,182
Other debtors	15	390,133	2,243,568	2,633,701	137,603	1,228,498	1,366,101
		2,089,472	2,274,445	4,363,917	1,950,148	1,243,025	3,193,173
<b>Other assets</b>							
Cash at bank and in hand		142,308	18	142,326	126,597	826	127,423
Other		249,281	-	249,281	185,642	-	185,642
		391,589	18	391,607	312,239	826	313,065
<b>Prepayments and accrued income</b>							
Accrued interest		8,600	-	8,600	5,934	-	5,934
Deferred acquisition costs	8	323,187	-	323,187	412,171	-	412,171
Other prepayments and accrued income		15,961	-	15,961	14,876	-	14,876
		347,748	-	347,748	432,981	-	432,981
<b>Total assets</b>		7,954,056	2,289,223	10,243,279	7,008,473	1,267,937	8,276,410


The Notes are an integral part of these Financial Statements.

# Nameco (No 207) Limited

## Balance Sheet as at 31 December 2018

		31 December 2018			31 December 2017		
	Note	Syndicate participation £	Corporate £	Total £	Syndicate participation £	Corporate £	Total £
<b>Liabilities and shareholders' funds</b>							
<b>Capital and reserves</b>							
Called up share capital	16	-	1	1	-	1	1
Share premium account		-	-	-	-	-	-
Profit and loss account	17	(404,053)	936,417	532,364	(348,787)	784,564	435,777
<b>Shareholders' funds</b>		(404,053)	936,418	532,365	(348,787)	784,565	435,778
<b>Technical provisions</b>							
Provision for unearned premiums	8	1,177,178	-	1,177,178	1,545,584	-	1,545,584
Claims outstanding – gross amount	8	5,664,170	-	5,664,170	4,690,121	-	4,690,121
Other technical provisions		-	-	-	-	-	-
		6,841,348	-	6,841,348	6,235,705	-	6,235,705
<b>Provisions for other risks and charges</b>							
Deferred taxation	18	-	-	-	-	-	-
Other		6,185	-	6,185	-	-	-
		6,185	-	6,185	-	-	-
<b>Deposits received from reinsurers</b>		20,192	-	20,192	367	-	367
<b>Creditors</b>							
Arising out of direct insurance operations		117,952	-	117,952	120,757	-	120,757
Arising out of reinsurance operations		751,165	-	751,165	653,693	-	653,693
Amounts owed to credit institutions		14,426	-	14,426	-	-	-
Other creditors including taxation and social security	19	554,394	1,332,090	1,886,484	302,054	463,805	765,859
		1,437,937	1,332,090	2,770,027	1,076,504	463,805	1,540,309
<b>Accruals and deferred income</b>		52,447	20,715	73,162	44,684	19,567	64,251
<b>Total liabilities</b>		8,358,109	1,352,805	9,710,914	7,357,260	483,372	7,840,632
<b>Total liabilities and shareholders' funds</b>		7,954,056	2,289,223	10,243,279	7,008,473	1,267,937	8,276,410

The Financial Statements were approved and authorised for issue by the Board of Directors on 24 July 2019 and signed on its behalf by:



Jeremy Richard Holt Evans  
Director

Company registration number: 3637165

The Notes are an integral part of these Financial Statements.

# Nameco (No 207) Limited

## Statement of Changes in Shareholders' Equity for the year ended 31 December 2018

	Note	Called up share capital £	Share premium account £	Profit and loss account £	Total £
At 1 January 2017		1	-	643,885	643,886
<b>Total comprehensive income for the year:</b>					
Profit/(loss) for the financial year		-	-	(205,917)	(205,917)
Other comprehensive income for the year		-	-	(2,191)	(2,191)
Total comprehensive income for the year		-	-	(208,108)	(208,108)
<b>Transactions with owners:</b>					
Dividends paid	17,21	-	-	-	-
Proceeds from issue of shares	16	-	-	-	-
Total transactions with owners		-	-	-	-
<b>At 31 December 2017</b>		<b>1</b>	<b>-</b>	<b>435,777</b>	<b>435,778</b>
At 1 January 2018		1	-	435,777	435,778
<b>Total comprehensive income for the year:</b>					
Profit/(loss) for the financial year		-	-	124,734	124,734
Other comprehensive income for the year		-	-	(28,147)	(28,147)
Total comprehensive income for the year		-	-	96,587	96,587
<b>Transactions with owners:</b>					
Dividends paid	17,21	-	-	-	-
Proceeds from issue of shares	16	-	-	-	-
Total transactions with owners		-	-	-	-
<b>At 31 December 2018</b>		<b>1</b>	<b>-</b>	<b>532,364</b>	<b>532,365</b>

The Notes are an integral part of these Financial Statements.

**Nameco (No 207) Limited**  
**Statement of Cash Flows**  
**for the year ended 31 December 2018**

	2018 £	2017 £
<b>Cash flows from operating activities</b>		
Profit/(loss) before tax	143,597	(264,139)
Deduction of (profit)/loss attributed to syndicate transactions	(209,250)	296,166
Distribution/(collection) of closed year result from/(to) syndicates	230,604	320,222
Profit/(loss) excluding syndicate transactions	<u>164,951</u>	<u>352,249</u>
Adjustments for:		
(Increase)/decrease in debtors	(1,016,455)	(522,461)
Increase/(decrease) in creditors	893,004	157,280
(Profit)/loss on disposal of intangible assets	-	(102,148)
Amortisation of syndicate capacity	8,594	10,963
Investment income	(4,224)	(3,651)
Realised/unrealised (gains)/losses on investments	732	1,409
Income tax paid	(51,634)	(3,308)
<b>Net cash inflow/(outflow) from operating activities</b>	<u>(5,032)</u>	<u>(109,667)</u>
<b>Cash flows from investing activities</b>		
Investment income	4,224	3,651
Purchase of syndicate capacity	-	-
Proceeds from sale of syndicate capacity	-	106,836
Purchase of investments	-	-
Proceeds from sale of investments	-	-
<b>Net cash inflow/(outflow) from investing activities</b>	<u>4,224</u>	<u>110,487</u>
<b>Cash flows from financing activities</b>		
Equity dividends paid	-	-
Issue of shares	-	-
<b>Net cash inflow/(outflow) from financing activities</b>	<u>-</u>	<u>-</u>
<b>Net increase/(decrease) in cash and cash equivalents</b>	<u>(808)</u>	<u>820</u>
Cash and cash equivalents at beginning of year	826	6
Effect of exchange rate changes on cash and cash equivalents	-	-
<b>Cash and cash equivalents at end of year</b>	<u>18</u>	<u>826</u>
<b>Cash and cash equivalents comprise:</b>		
Cash at bank and in hand	18	826
Other financial investments	-	-
<b>Cash and cash equivalents</b>	<u>18</u>	<u>826</u>

The Company has no control over the disposition of assets and liabilities at Lloyd's. Consequently, the Statement of Cash Flows is prepared reflecting only the movement in corporate funds, which includes transfers to and from the syndicates at Lloyd's.

The Notes are an integral part of these Financial Statements.

# **Nameco (No 207) Limited**

## **Notes to the Financial Statements for the year ended 31 December 2018**

---

### **1. General information**

The Company is a private company limited by shares that was incorporated in England and Wales and whose registered office is 40 Gracechurch Street, London, EC3V 0BT. The Company participates in insurance business as an underwriting member of various syndicates at Lloyd's.

### **2. Statement of compliance**

These Financial Statements have been prepared in accordance with United Kingdom Accounting Standards, including FRS 102 "The Financial Reporting Standard applicable in the UK and Republic of Ireland" and FRS 103 "Insurance Contracts", the Companies Act 2006 and Schedule 3 of the Large and Medium sized Companies and Groups (Accounts and Reports) Regulations, relating to insurance.

### **3. Summary of significant accounting policies**

The principal accounting policies applied in the preparation of these Financial Statements are set out below. These policies have been consistently applied to all years presented, unless otherwise stated.

#### **Basis of preparation**

The Financial Statements have been prepared on a going concern basis, under the historical cost basis of accounting, as modified by the revaluation of certain financial instruments measured at fair value through profit or loss.

The preparation of Financial Statements in conformity with FRS 102 requires the use of certain critical accounting estimates. It also requires management to exercise its judgement in the process of applying the Company's accounting policies. The areas involving a higher degree of judgement or complexity, or areas where assumptions and estimates are significant to the Financial Statements are disclosed in Note 4.

#### **Going concern**

The Company participates as an underwriting member of Lloyd's. Its underwriting is supported by Funds at Lloyd's, either made available by the Company directly or by its members. The Directors are of the opinion that the Company has adequate resources to meet its underwriting and other operational obligations for the foreseeable future. Accordingly, the going concern concept has been adopted in the preparation of the Financial Statements.

#### **Basis of accounting**

The Financial Statements have been prepared using the annual basis of accounting. Under the annual basis of accounting a result is determined at the end of each accounting period, reflecting the profit or loss from providing insurance coverage during that period and any adjustments to the profit or loss of providing insurance cover during earlier accounting periods.

Amounts reported in the general business technical account relate to movements in the period in respect of all relevant years of account of the syndicates on which the Company participates.

Assets and liabilities arising as a result of the underwriting activities are mainly controlled by the syndicates' managing agents. Accordingly, these assets and liabilities have been shown separately in the Balance Sheet as "Syndicate participation". Other assets and liabilities are shown as "Corporate". The syndicate assets are held subject to trust deeds for the benefit of the syndicates' insurance creditors.

The information included in these Financial Statements in respect of the syndicates has been supplied by managing agents based upon the various accounting policies they have adopted. The following describes the policies they have adopted:

#### **General business**

##### **i. Premiums**

Premiums written comprise the total premiums receivable in respect of business inception during the year, together with any differences between booked premiums for prior years and those previously accrued, and include estimates of premiums due but not yet receivable or notified to the syndicates on which the Company participates, less an allowance for cancellations. All premiums are shown gross of commission payable to intermediaries and exclude taxes and duties levied on them.

# **Nameco (No 207) Limited**

## **Notes to the Financial Statements (continued) for the year ended 31 December 2018**

---

### **3. Summary of significant accounting policies (continued)**

#### **ii. Unearned premiums**

Written premium is earned according to the risk profile of the policy. Unearned premiums represent the proportion of premiums written in the year that relate to unexpired terms of policies in force at the Balance Sheet date, calculated on a time apportionment basis having regard where appropriate, to the incidence of risk. The specific basis adopted by each syndicate is determined by the relevant managing agent.

#### **iii. Deferred acquisition costs**

Acquisition costs, which represent commission and other related expenses, are deferred over the period in which the related premiums are earned.

#### **iv. Reinsurance premiums**

Managing agents enter into reinsurance contracts on behalf of syndicates, in the normal course of business, in order to limit the potential losses arising from certain exposures. Reinsurance premium costs are allocated by the managing agent of each syndicate to reflect the protection arranged in respect of the business written and earned.

#### **v. Claims incurred and reinsurers' share**

Claims incurred comprise claims and settlement expenses (both internal and external) occurring in the year and changes in the provisions for outstanding claims, including provisions for claims incurred but not reported and settlement expenses, together with any other adjustments to claims from previous years. Where applicable, deductions are made for salvage and other recoveries.

The provision for claims outstanding comprises amounts set aside for claims notified and claims incurred but not yet reported (IBNR). The amount included in respect of IBNR is based on statistical techniques of estimation applied by each syndicate's in-house reserving team and reviewed by external consulting actuaries. These techniques generally involve projecting from past experience the development of claims over time to form a view of the likely ultimate claims to be experienced for more recent underwriting, having regard to variations in the business accepted and the underlying terms and conditions. The provision for claims also includes amounts in respect of internal and external claims handling costs. For the most recent years, where a high degree of volatility arises from projections, estimates may be based in part on output from rating and other models of the business accepted and assessments of underwriting conditions.

The reinsurers' share of provisions for claims is based on calculated amounts of outstanding claims and projections for IBNR, net of estimated irrecoverable amounts, having regard to each syndicate's reinsurance programme in place for the class of business, the claims experience for the year and the current security rating of the reinsurance companies involved. Each syndicate uses a number of statistical techniques to assist in making these estimates.

Accordingly the two most critical assumptions made by each syndicate's managing agent as regards claims provisions are that the past is a reasonable predictor of the likely level of claims development and that the rating and other models used including pricing models for recent business are reasonable indicators of the likely level of ultimate claims to be incurred.

The level of uncertainty with regard to the estimations within these provisions generally decreases with time as the exposure period recedes. In addition the nature of short tail claims such as property where claims are typically notified and settled within a short period of time will normally have less uncertainty after a few years than long tail risks such as some liability business where it may be several years before claims are fully advised and settled. In addition to these factors if there are disputes regarding coverage under policies or changes in the relevant law regarding a claim this may increase the uncertainty in the estimation of the outcomes.

The assessment of these provisions is usually the most subjective aspect of an insurer's accounts and may result in greater uncertainty within an insurer's accounts than within those of many other businesses. The provisions for gross claims and related reinsurance recoveries have been assessed on the basis of the information currently available to the directors of each syndicate's managing agent. However, ultimate liability will vary as a result of subsequent information and events and this may result in significant adjustments to the amounts provided. Adjustments to the amounts of claims provisions established in prior years are reflected in the Financial Statements for the period in which the adjustments are made. The provisions are not discounted for the investment earnings that may be expected to arise in the future on the funds retained to meet the future liabilities. The methods used, and the estimates made, are reviewed regularly.



# **Nameco (No 207) Limited**

## **Notes to the Financial Statements (continued) for the year ended 31 December 2018**

---

### **3. Summary of significant accounting policies (continued)**

#### **vi. Unexpired risks provision**

Provisions for unexpired risks are made where the costs of outstanding claims, related expenses and deferred acquisition costs are expected to exceed the unearned premium provision carried forward at the Balance Sheet date. The provision for unexpired risks is calculated separately by reference to classes of business which are managed together, after taking into account relevant investment return. The provision is made on a syndicate by syndicate basis by the relevant managing agent.

#### **vii. Closed years of account**

At the end of the third year, the underwriting account is normally closed by reinsurance into the following year of account. The amount of the reinsurance to close premium payable is determined by the managing agent, generally by estimating the cost of claims notified but not settled at 31 December, together with the estimated cost of claims incurred but not reported at that date, and an estimate of future claims handling costs.

Any subsequent variation in the ultimate liabilities of the closed year of account is borne by the underwriting year into which it is reinsured.

The payment of a reinsurance to close premium does not eliminate the liability of the closed year for outstanding claims. If the reinsuring syndicate was unable to meet its obligations, and the other elements of Lloyd's chain of security were to fail, then the closed underwriting account would have to settle outstanding claims.

The Directors consider that the likelihood of such a failure of the reinsurance to close is extremely remote, and consequently the reinsurance to close has been deemed to settle the liabilities outstanding at the closure of an underwriting account. The Company has included its share of the reinsurance to close premiums payable as technical provisions at the end of the current period, and no further provision is made for any potential variation in the ultimate liability of that year of account.

#### **viii. Run-off years of account**

Where an underwriting year of account is not closed at the end of the third year (a "run-off" year of account) a provision is made for the estimated cost of all known and unknown outstanding liabilities of that year. The provision is determined initially by the managing agent on a similar basis to the reinsurance to close. However, any subsequent variation in the ultimate liabilities for that year remains with the corporate member participating therein. As a result, any run-off year will continue to report movements in its results after the third year until such time as it secures a reinsurance to close.

#### **ix. Net operating expenses (including acquisition costs)**

Net operating costs include acquisition costs, profit and loss on exchange and other amounts incurred by the syndicates on which the Company participates.

Acquisition costs, comprising commission and other costs related to the acquisition of new insurance contracts, are deferred to the extent that they are attributable to premiums unearned at the Balance Sheet date.

#### **x. Distribution of profits and collection of losses**

Lloyd's operates a detailed set of regulations regarding solvency and the distribution of profits and payment of losses between syndicates and their members. Lloyd's continues to require membership of syndicates to be on an underwriting year of account basis and profits and losses belong to members according to their membership of a year of account. Normally profits and losses are transferred between the syndicate and members after results for a year of account are finalised after 36 months. This period may be extended if a year of account goes into run-off. The syndicate may make earlier on account distributions or cash calls according to the cash flow of a particular year of account and subject to Lloyd's requirements.

# Nameco (No 207) Limited

## Notes to the Financial Statements (continued) for the year ended 31 December 2018

---

### 3. Summary of significant accounting policies (continued)

#### xi. Financial assets and financial liabilities

##### Classification:

The accounting classification of financial assets and liabilities determines their basis of measurement and how changes in those values are presented in the Profit and Loss Account and Other Comprehensive Income. These classifications are made at initial recognition and subsequent classification is only permitted in restricted circumstances.

The syndicates' investments comprise of debt and equity investments, derivatives, cash and cash equivalents and loans and receivables. Financial liabilities and equity instruments are classified according to the substance of the contractual arrangements entered into. An equity instrument is any contract that evidences a residual interest in the assets of the syndicate after deducting all of its liabilities.

##### Recognition:

Financial assets and liabilities are recognised when the syndicate becomes party to the contractual provisions of the instrument. In respect of the purchases and sales of financial assets, they are recognised on the trade date.

##### Initial measurement:

All financial assets and liabilities are initially measured at transaction price (including transaction costs), except for those financial assets classified as at fair value through profit or loss, which are initially measured at fair value (which is normally the transaction price excluding transaction costs), unless the arrangement constitutes a financing transaction. If an arrangement constitutes a finance transaction, the financial asset or liability is measured at the present value of the future payments discounted at a market rate if interest for a similar debt instrument.

##### Subsequent measurement:

Non-current debt instruments are subsequently measured at amortised cost using the effective interest method.

Debt instruments that are classified as payable or receivable within one financial year and which meet the above conditions are measured at the undiscounted amount of the cash or other consideration expected to be paid or received.

Other debt instruments are measured at fair value through profit or loss.

##### De-recognition of financial assets and liabilities:

Financial assets are derecognised when and only when a) the contractual rights to the cash flow from the financial asset expire or are settled, b) the syndicates transfer to another party substantially all of the risks and rewards of ownership of the financial asset, or c) the syndicates, despite having retained some significant risks and rewards of ownership, have transferred control of the asset to another party and the other party has the practical ability to sell the asset in its entirety to an unrelated third party and is able to exercise that ability unilaterally and without needing to impose additional restrictions on the transfer.

Financial liabilities are derecognised only when the obligation specified in the contract is discharged, cancelled or expires.

##### Fair value measurement:

The best evidence of fair value is a quoted price for an identical asset or liability in an active market that the entity can access at the measurement date.

When quoted prices are unavailable, observable inputs developed using market data for the asset or liability, either directly or indirectly, are used to determine the fair value.

If the market for the asset is not active and there are no observable inputs, then the syndicate estimates the fair value by using unobservable inputs, i.e. where market data is unavailable.

##### Impairment of financial instruments measured at amortised cost or cost:

For financial assets carried at amortised cost, the amount of an impairment is the difference between the asset's carrying amount and the present value of estimated future cash flows, discounted at the financial asset's original effective interest rate, i.e. using the effective interest method.

For financial assets carried at cost less impairment, the impairment loss is the difference between the asset's carrying amount and the best estimate of the amount that would be received for the asset if it were to be sold at the reporting date.

Where indicators exist for a decrease in impairment loss, and the decrease can be related objectively to an event occurring after the impairment was recognised, the prior impairment loss is tested to determine reversal. An impairment loss is reversed on an individual impaired financial asset to the extent that the revised recoverable value does not lead to a revised carrying amount higher than the carrying value had no impairment been recognised. The amount of the reversal is recognised in profit and loss immediately.

# **Nameco (No 207) Limited**

## **Notes to the Financial Statements (continued) for the year ended 31 December 2018**

---

### **3. Summary of significant accounting policies (continued)**

#### **xi. Financial assets and financial liabilities (continued)**

##### **Offsetting:**

Debtors/creditors arising from insurance/reinsurance operations shown in the Balance Sheet include the totals of all the syndicates' outstanding debit and credit transactions as processed by the Lloyd's central facility. No account has been taken of any offsets which may be applicable in calculating the net amounts due between the syndicates and each of their counterparty insureds, reinsurers or intermediaries as appropriate.

#### **xii. Investment return**

Investment return comprises all investment income, realised investment gains and losses, movements in unrealised gains and losses, net of investment expenses and charges.

Realised and unrealised gains and losses are measured by reference to the original cost of the investment if purchased in the year, or if held at the beginning of the year by reference to the fair value at that date.

Investment return is initially recorded in the non-technical account. A transfer is made from the non-technical account to the general business technical account to reflect the investment return on funds supporting the underwriting business.

#### **xiii. Basis of currency translation**

The presentation and functional currency of the Company is Pound Sterling, which is the currency of the primary economic environment in which it operates. Supported syndicates may have different functional currencies.

Income and expenditure in US dollars, Canadian dollars and Euros is translated at the average rate of exchange for the year. Underwriting transactions denominated in other foreign currencies are included at the rate of exchange ruling at the date the transaction is processed.

Monetary assets and liabilities, which according to FRS 103 are deemed to include unearned premiums and deferred acquisition costs, are translated into Pound Sterling at the rates of exchange at the Balance Sheet date.

Any non-monetary items are translated into the functional currency using the rate of exchange prevailing at the time of the transaction.

Differences arising on translation to the functional currency of the syndicates where the functional currency was not Pound Sterling are reported in the Statement of Other Comprehensive Income. All other exchange differences are reported within the Profit and Loss Account, Non-Technical Account (or the Technical Account in respect of Life syndicates).

### **Reinsurance at corporate level**

Where considered applicable by the Directors, the Company may purchase additional reinsurance to that purchased through the syndicates. Any such reinsurance premiums and related reinsurance recoveries are treated in the same manner as described for syndicates in Note 3 (iv) and (v) above.

### **Taxation**

The Company is taxed on its results including its share of underwriting results declared by the syndicates. These are deemed to accrue evenly over the calendar year in which they are declared. The syndicate results included in these Financial Statements are only declared for tax purposes in the calendar year following the normal closure of the year of account. No provision is made for corporation tax in relation to open years of account. However, full provision is made for deferred tax on underwriting results not subject to current corporation tax.

HM Revenue & Customs agrees the taxable results of the syndicates at a syndicate level on the basis of computations submitted by the managing agent. At the date of the approval of these Financial Statements the syndicate taxable results of years of account closed at this and at previous year ends may not have been fully agreed with HM Revenue & Customs. Any adjustments that may be necessary to the tax provisions established by the Company, as a result of HM Revenue & Customs agreement of syndicate results, will be reflected in the Financial Statements of subsequent periods.

# **Nameco (No 207) Limited**

## **Notes to the Financial Statements (continued) for the year ended 31 December 2018**

---

### **3. Summary of significant accounting policies (continued)**

#### **Deferred taxation**

Deferred tax is provided in full on timing differences which result in an obligation at the Balance Sheet date to pay more tax, or a right to pay less tax, at a future date at rates expected to apply when they crystallise, based on current tax rates and law.

Deferred tax assets are recognised to the extent that it is regarded as more likely than not that they will be recovered.

Deferred tax assets and liabilities have not been discounted.

#### **Intangible assets**

Costs incurred by the Company in the Corporation of Lloyd's auctions in order to acquire rights to participate on syndicates' underwriting years are included within intangible assets and amortised over a five year period beginning in the year following the purchase of the syndicate participation.

The intangible assets are reviewed for impairment where there are indicators for impairment, and any impairment is charged to the Profit and Loss Account for the period.

#### **Cash and cash equivalents and Statement of Cash Flows**

Cash and cash equivalents include deposits held at call with banks, other short-term liquid investments with original maturities of three months or less and cash in hand.

The Company has no control over the disposition of assets and liabilities at Lloyd's. Consequently, the Statement of Cash Flows is prepared reflecting only the movement in corporate funds, which includes transfers to and from syndicates at Lloyd's.

#### **Share capital**

Ordinary share capital is classified as equity. The difference between fair value of the consideration received and the nominal value of the share capital being issued, is taken to the share premium account. Incremental costs directly attributable to the issue of new ordinary shares are shown in equity as a deduction, net of taxes, from the proceeds.

#### **Dividend distributions to shareholders**

Dividend distributions to the Company's shareholders are recognised in the Financial Statements in the period in which the dividends are approved by the shareholders. These amounts are recognised in the Statement of Changes in Shareholders' Equity.

#### **Related party transactions**

The Company discloses transactions with related parties which are not wholly owned within the same group. It does not disclose transactions with members of the same group that are wholly owned.

### **4. Key accounting judgements and estimation uncertainties**

In applying the Company's accounting policies, the Directors are required to make judgements, estimates and assumptions in determining the carrying amounts of assets and liabilities. These judgements, estimates and assumptions are based on the best and most reliable evidence available at the time when the decisions are made, and are based on historical experience and other factors that are considered to be applicable. Due to the inherent subjectivity involved in making such judgements, estimates and assumptions, the actual results and outcomes may differ. The estimates and underlying assumptions are reviewed on an ongoing basis. Revisions to accounting estimates are recognised in the period in which the estimate is revised, if the revision affects only that period, or in the period of the revision and future periods, if the revision affects both current and future periods.

The measurement of the provision for claims outstanding is the most significant judgement involving estimation uncertainty regarding amounts recognised in these Financial Statements in relation to underwriting by the syndicates and this is disclosed further in Note 5.

The management and control of each syndicate is carried out by the managing agent of that syndicate, and the Company looks to the managing agent to implement appropriate policies, procedures and internal controls to manage each syndicate.

The key accounting judgements and sources of estimation uncertainty set out below therefore relate to those made in respect of the Company only, and do not include estimates and judgements made in respect of the syndicates.

# **Nameco (No 207) Limited**

## **Notes to the Financial Statements (continued) for the year ended 31 December 2018**

---

### **4. Key accounting judgements and estimation uncertainties (continued)**

#### **Purchased syndicate capacity:**

Estimating value in use:

Where an indication of impairment of capacity values exists, the Directors will carry out an impairment review to determine the recoverable amount, which is the higher of fair value less cost to sell and value in use. The value in use calculation requires an estimate of the future cash flows expected to arise from the capacity and a suitable discount rate in order to calculate present value.

Determining the useful life of purchased syndicate capacity:

The assessed useful life of syndicate capacity is five years. This is on the basis that this is the life over which the original value of the capacity acquired is used up.

#### **Assessing indicators of impairment:**

In assessing whether there have been any indicators of impairment assets, the Directors consider both external and internal sources of information such as market conditions, counterparty credit ratings and experience of recoverability. There have been no indicators of impairments identified during the current financial year.

#### **Recoverability of receivables:**

The Company establishes a provision for receivables that are estimated not to be recoverable. When assessing recoverability, factors such as the aging of the receivables, past experience of recoverability, and the credit profile of individual or groups of customers are all considered.

### **5. Risk management**

This section summarises the financial and insurance risks the Company is exposed to either directly at its own corporate level or indirectly via its participation in the Lloyd's syndicates.

#### **Risk background**

The syndicate's activities expose it to a variety of financial and non-financial risks. The managing agent is responsible for managing the syndicate's exposure to these risks and, where possible, introducing controls and procedures that mitigate the effects of the exposure to risk. Each year, the managing agent prepares a Lloyd's Capital Return ("LCR") for the syndicate, the purpose of this being to agree capital requirements with Lloyd's based on an agreed assessment of the risks impacting the syndicate's business, and the measures in place to manage and mitigate those risks from a quantitative and qualitative perspective. The risks described below are typically reflected in the LCR, and, typically, the majority of the total assessed value of the risks concerned is attributable to insurance risk.

The insurance risks faced by a syndicate include the occurrence of catastrophic events, downward pressure on pricing of risks, reductions in business volumes and the risk of inadequate reserving. Reinsurance risks arise from the risk that a reinsurer fails to meet their share of a claim. The management of the syndicate's funds is exposed to risks of investment, liquidity, currency and interest rates leading to financial loss. The syndicate is also exposed to regulatory and operational risks including its ability to continue to trade. However, supervision by Lloyd's provides additional controls over the syndicate's management of risks.

The Company manages the risks faced by the syndicates on which it participates by monitoring the performance of the syndicates it supports. This commences in advance of committing to support a syndicate for the following year, with a review of the business plan prepared for each syndicate by its managing agent. In addition, quarterly reports and annual accounts together with any other information made available by the managing agent are monitored and if necessary enquired into. If the Company considers that the risks being run by the syndicate are excessive it will seek confirmation from the managing agent that adequate management of the risk is in place and, if considered appropriate will withdraw support from the next underwriting year. The Company relies on advice provided by the members' agent which acts for it, who are specialists in assessing the performance and risk profiles of syndicates. The Company also mitigates its insurance risks by participating across several syndicates as detailed in Note 24.

Impact of Brexit vote:

The Brexit vote will have an impact on various risk factors, including currency risks. The Lloyd's market is in the process of developing a strategy for dealing with Brexit and the Company will monitor these developments and identify whether it needs to modify its participation in the Lloyd's market.

The analysis below provides details of the financial risks the Company is exposed to from syndicate insurance activities and at a corporate company level, as required by FRS 103. Note 8 provides further analysis of sensitivities to reserving and underwriting risks.

# Nameco (No 207) Limited

## Notes to the Financial Statements (continued) for the year ended 31 December 2018

### 5. Risk management (continued)

#### Syndicate risks

##### i. Liquidity risk

The syndicates are exposed to daily calls on their available cash resources, principally from claims arising from its insurance business. Liquidity risk arises where cash may not be available to pay obligation when due, or to ensure compliance with the syndicate's obligations under the various trust deeds to which it is party.

The syndicates aim to manage their liquidity position so that they can fund claims arising from significant catastrophic events, as modelled in their Lloyd's realistic disaster scenarios ("RDS").

Although there are usually no stated maturities for claims outstanding, syndicates have provided their expected maturity of future claims settlements as follows:

2018	No stated maturity £	0-1 year £	1-3 years £	3-5 years £	>5 years £	Total £
Claims outstanding	(1)	2,192,110	1,840,839	797,188	834,034	5,664,170

2017	No stated maturity £	0-1 year £	1-3 years £	3-5 years £	>5 years £	Total £
Claims outstanding	1	1,724,616	1,759,108	622,371	584,025	4,690,121

##### ii. Credit risk

Credit ratings to syndicate assets emerging directly from insurance activities which are neither past due nor impaired are as follows:

2018	AAA £	AA £	A £	BBB or lower £	Not rated £	Total £
Financial investments	599,332	903,310	957,343	466,858	434,970	3,361,813
Deposits with ceding undertakings	-	-	-	-	318	318
Reinsurers share of claims outstanding	73,413	305,305	1,012,278	1,455	152,652	1,545,103
Reinsurance debtors	1,858	11,996	52,029	2	17,539	83,424
Cash at bank and in hand	922	9,663	93,480	11,822	26,421	142,308
	675,525	1,230,274	2,115,130	480,137	631,900	5,132,966

2017	AAA £	AA £	A £	BBB or lower £	Not rated £	Total £
Financial investments	529,509	722,618	826,381	379,094	350,617	2,808,219
Deposits with ceding undertakings	-	-	-	-	171	171
Reinsurers share of claims outstanding	(2,696)	261,620	816,911	18,728	163,989	1,258,552
Reinsurance debtors	-	6,710	30,567	532	14,735	52,544
Cash at bank and in hand	27,688	10,758	65,330	21,528	1,293	126,597
	554,501	1,001,706	1,739,189	419,882	530,805	4,246,083

# Nameco (No 207) Limited

## Notes to the Financial Statements (continued) for the year ended 31 December 2018

### 5. Risk management (continued)

#### Syndicate risks (continued)

#### ii. Credit risk (continued)

Syndicate assets emerging directly from insurance activities, with reference to their due date or impaired are as follows:

	Neither past due nor impaired £	Past due but not impaired			Impaired £	Total £
		Less than 6 months £	Between 6 months and 1 year £	Greater than 1 year £		
<b>2018</b>						
Financial investments	3,361,813	-	-	-	-	3,361,813
Deposits with ceding undertakings	318	-	-	-	-	318
Reinsurers share of claims outstanding	1,545,103	9,663	-	-	(153)	1,554,613
Reinsurance debtors	83,424	34,483	738	926	(10)	119,561
Cash at bank and in hand	142,308	-	-	-	-	142,308
Insurance and other debtors	2,189,027	38,391	8,099	12,708	(286)	2,247,939
	<b>7,321,993</b>	<b>82,537</b>	<b>8,837</b>	<b>13,634</b>	<b>(449)</b>	<b>7,426,552</b>

	Neither past due nor impaired £	Past due but not impaired			Impaired £	Total £
		Less than 6 months £	Between 6 months and 1 year £	Greater than 1 year £		
<b>2017</b>						
Financial investments	2,808,219	-	-	-	-	2,808,219
Deposits with ceding undertakings	171	-	-	-	-	171
Reinsurers share of claims outstanding	1,258,552	10,758	-	-	(203)	1,269,107
Reinsurance debtors	52,544	15,811	1,090	1,035	(11)	70,469
Cash at bank and in hand	126,597	-	-	-	-	126,597
Insurance and other debtors	2,133,740	58,524	12,927	21,121	(168)	2,226,144
	<b>6,379,823</b>	<b>85,093</b>	<b>14,017</b>	<b>22,156</b>	<b>(382)</b>	<b>6,500,707</b>

#### iii. Interest rate and equity price risk

Interest rate risk and equity price risk are the risks that the fair value of future cash flows of financial instruments will fluctuate because of changes in market interest rates and market prices, respectively.

#### iv. Currency risk

The syndicates' main exposure to foreign currency risk arises from insurance business originating overseas, primarily denominated in US dollars. Transactions denominated in US dollars form a significant part of the syndicates' operations. This risk is, in part, mitigated by the syndicates maintaining financial assets denominated in US dollars against its major exposures in that currency.

The table below provides details of syndicate assets and liabilities by currency:

<b>2018</b>	<b>GBP</b>	<b>USD</b>	<b>EUR</b>	<b>CAD</b>	<b>Other</b>	<b>Total</b>
	£ converted	£ converted	£ converted	£ converted	£ converted	£ converted
Total assets	968,993	5,476,283	433,343	636,615	438,822	7,954,056
Total liabilities	(1,409,348)	(5,642,949)	(480,769)	(424,101)	(400,942)	(8,358,109)
Surplus/(deficiency) of assets	(440,355)	(166,666)	(47,426)	212,514	37,880	(404,053)

# Nameco (No 207) Limited

## Notes to the Financial Statements (continued) for the year ended 31 December 2018

### 5. Risk management (continued)

#### Syndicate risks (continued)

#### iv. Currency risk (continued)

2017	GBP £ converted	USD £ converted	EUR £ converted	CAD £ converted	Other £ converted	Total £ converted
Total assets	1,031,790	4,677,336	328,508	532,459	438,380	7,008,473
Total liabilities	(1,375,885)	(4,917,456)	(316,111)	(416,221)	(331,587)	(7,357,260)
Surplus/(deficiency) of assets	(344,095)	(240,120)	12,397	116,238	106,793	(348,787)

The impact of a 5% change in exchange rates between GBP and other currencies would be £1,815 on shareholders' funds (2017: £235 ).

#### Company risks

#### i. Investment, Credit and Liquidity risks

The significant risks faced by the Company are with regard to the investment of the available funds within its own custody. The elements of these risks are investment risk, credit risk, interest rate risk and currency risk. The main liquidity risk would arise if a syndicate had inadequate liquid resources for a large claim and sought funds from the Company to meet the claim. In order to minimise investment, credit and liquidity risk the Company's funds are invested in readily realisable short term deposits. The Company does not use derivative instruments to manage risk and, as such, no hedge accounting is applied.

#### ii. Currency risks

The syndicates can distribute their results in Pound Sterling, US dollars or a combination of the two. The Company is exposed to movements in the US dollar between the Balance Sheet date and the distribution of the underwriting profits and losses, which is usually in the May following the closure of a year of account.

In addition, the Company is also subject to currency fluctuations in respect of any financial investments and Funds at Lloyd's shown in the Corporate column of the Balance Sheet and as set out in Notes 14 and 15 respectively.

#### iii. Regulatory risks

The Company is subject to continuing approval by Lloyd's to be a member of a Lloyd's syndicate. The risk of this approval being removed is mitigated by monitoring and fully complying with all requirements in relation to membership of Lloyd's. The capital requirements to support the proposed amount of syndicate capacity for future years are subject to the requirements of Lloyd's. A variety of factors are taken into account by Lloyd's in setting these requirements including market conditions and syndicate performance and although the process is intended to be fair and reasonable, the requirements can fluctuate from one year to the next, which may constrain the volume of underwriting the Company is able to support.

#### iv. Operational risks

As there are relatively few transactions actually undertaken by the Company there are only limited systems and operational requirements of the Company and therefore operational risks are not considered to be significant. Close involvement of all Directors in the Company's key decision making and the fact that the majority of the Company's operations are conducted by syndicates, provides control over any remaining operational risks.



# Nameco (No 207) Limited

## Notes to the Financial Statements (continued) for the year ended 31 December 2018

### 6. Class of business

2018	Gross written premiums £	Gross premiums earned £	Gross claims incurred £	Net operating expenses £	Reinsurance balance £	Total £
<b>Direct insurance</b>						
Accident and health	107,638	120,059	(61,006)	(51,409)	(2,774)	4,870
Motor – third party liability	9,481	12,223	(6,755)	(3,972)	(1,425)	71
Motor – other classes	79,392	134,528	(44,190)	(42,303)	(35,955)	12,080
Marine, aviation and transport	250,499	279,122	(122,802)	(101,857)	(33,819)	20,644
Fire and other damage to property	738,345	828,776	(636,811)	(263,681)	29,555	(42,161)
Third party liability	758,932	792,703	(467,591)	(282,829)	(465)	41,818
Credit and suretyship	53,335	57,000	(21,466)	(17,638)	(4,732)	13,164
Legal expenses	3,693	4,176	(1,497)	(2,793)	45	(69)
Assistance	-	-	-	-	-	-
Miscellaneous	27,644	29,302	(12,605)	(9,886)	(3,769)	3,042
<b>Total direct</b>	<b>2,028,959</b>	<b>2,257,889</b>	<b>(1,374,723)</b>	<b>(776,368)</b>	<b>(53,339)</b>	<b>53,459</b>
Reinsurance inwards	522,216	709,017	(421,229)	(151,069)	(28,128)	108,591
<b>Total</b>	<b>2,551,175</b>	<b>2,966,906</b>	<b>(1,795,952)</b>	<b>(927,437)</b>	<b>(81,467)</b>	<b>162,050</b>

2017	Gross written premiums £	Gross premiums earned £	Gross claims incurred £	Net operating expenses £	Reinsurance balance £	Total £
<b>Direct insurance</b>						
Accident and health	124,417	120,866	(66,996)	(52,870)	(4,152)	(3,152)
Motor – third party liability	11,406	12,127	(8,863)	(3,554)	(43)	(333)
Motor – other classes	207,271	208,784	(172,514)	(60,844)	7,061	(17,513)
Marine, aviation and transport	313,932	306,786	(186,150)	(113,879)	(9,578)	(2,821)
Fire and other damage to property	938,417	915,779	(824,602)	(302,636)	40,547	(170,912)
Third party liability	860,887	780,695	(482,143)	(278,158)	(16,441)	3,953
Credit and suretyship	58,632	57,182	(36,295)	(18,419)	(1,876)	592
Legal expenses	3,931	4,557	(2,765)	(2,232)	(73)	(513)
Assistance	-	-	-	-	-	-
Miscellaneous	32,352	27,453	(15,753)	(11,082)	(2,003)	(1,385)
<b>Total direct</b>	<b>2,551,245</b>	<b>2,434,229</b>	<b>(1,796,081)</b>	<b>(843,674)</b>	<b>13,442</b>	<b>(192,084)</b>
Reinsurance inwards	1,117,989	1,230,496	(1,197,463)	(296,413)	55,884	(207,496)
<b>Total</b>	<b>3,669,234</b>	<b>3,664,725</b>	<b>(2,993,544)</b>	<b>(1,140,087)</b>	<b>69,326</b>	<b>(399,580)</b>

### 7. Geographical analysis

	2018 £	2017 £
<b>Direct gross premium written in:</b>		
United Kingdom	2,028,959	2,551,245
Other EU Member States	-	-
Rest of the World	-	-
	<b>2,028,959</b>	<b>2,551,245</b>

# Nameco (No 207) Limited

## Notes to the Financial Statements (continued) for the year ended 31 December 2018

### 8. Technical provisions

Movement in claims outstanding	Gross £	Reinsurance £	2018 Net £	Gross £	Reinsurance £	2017 Net £
At 1 January	4,690,121	1,269,107	3,421,014	3,605,719	694,146	2,911,573
Movement of reserves	(265,217)	39,114	(304,331)	1,417,149	632,242	784,907
Other movements	1,239,266	246,392	992,874	(332,747)	(57,281)	(275,466)
At 31 December	5,664,170	1,554,613	4,109,557	4,690,121	1,269,107	3,421,014

Movement in unearned premiums	Gross £	Reinsurance £	2018 Net £	Gross £	Reinsurance £	2017 Net £
At 1 January	1,545,584	230,449	1,315,135	1,659,484	259,861	1,399,623
Movement of reserves	(415,731)	(33,989)	(381,742)	4,509	(6,713)	11,222
Other movements	47,325	8,749	38,576	(118,409)	(22,699)	(95,710)
At 31 December	1,177,178	205,209	971,969	1,545,584	230,449	1,315,135

Movement in deferred acquisition costs	2018 Net £	2017 Net £
At 1 January	412,171	404,743
Movement in deferred acquisition costs	(100,174)	20,511
Other movements	11,190	(13,083)
At 31 December	323,187	412,171

Included within other movements are foreign exchange movements and the effect of the 2015 and prior years' technical provisions being reinsured to close into the 2016 year of account (2017: 2014 and prior years' technical provisions being reinsured to close into the 2015 year of account), to the extent where the Company's syndicate participation portfolio has changed between those two years of account.

#### Assumptions, changes in assumptions and sensitivity

As described in Note 5 the majority of the risks to the Company's future cash flows arise from its participation in the results of Lloyd's syndicates and are mostly managed by the managing agents of the syndicates. The Company's role in managing these risks, in conjunction with the Company's members' agent, is limited to a selection of syndicate participations and monitoring the performance of the syndicates and their managing agents.

The amounts carried by the Company arising from insurance contracts are calculated by the managing agents of the syndicates and derived from accounting information provided by the managing agents and reported upon by the syndicate auditors.

The key assumptions underlying the amounts carried by the Company arising from insurance contracts are:

- the net premiums written calculated by the managing agent are an accurate assessment of the premiums payable as a result of the risks contractually committed to up to the Balance Sheet date;
- the net unearned premiums calculated by the managing agent are an accurate assessment of the net premiums written that reflect the exposure to risks arising after the Balance Sheet date, including appropriate allowance for anticipated losses in excess of the unearned premium;
- the claims reserves calculated by the managing agents are an accurate assessment of the ultimate liabilities in respect of claims relating to events up to the Balance Sheet date;
- the potential ultimate result of run-off year results has been accurately estimated by the managing agents; and
- the values of investments and other assets and liabilities are correctly stated at their realisable values at the Balance Sheet date.

There have been no changes to these assumptions in 2018.

# Nameco (No 207) Limited

## Notes to the Financial Statements (continued) for the year ended 31 December 2018

### 8. Technical provisions (continued)

The amounts carried by the Company arising from insurance contracts are sensitive to various factors as follows:

- a 5% increase/decrease in net earned premium (with all other underwriting elements assumed to change pro-rata with premium) will increase/decrease the Company's pre-tax profit/loss by £117,297 (2017: £144,323 );
- a 5% increase/decrease in the managing agents' calculation of gross claims reserves will decrease/increase the Company's pre-tax profit/loss by £283,209 (2017: £234,506 );
- a 5% increase/decrease in the managing agents' calculation of net claims reserves will decrease/increase the Company's pre-tax profit/loss by £205,478 (2017: £171,051 ).

The 5% movement has been selected to give an indication of the possible variations in the assumptions used.

The tables below show the historical gross and net claims development based on the Company's syndicate participations on all syndicate years during the year ended 31 December 2018. The table does not include the claims development on any syndicates which the Company no longer participates upon and is based on the latest participation shares during the year ended 31 December 2018.

#### Claims development - Gross

Underwriting pure year	After one year £000	After two years £000	After three years £000	After four years £000	After five years £000	After six years £000	After seven years £000	After eight years £000	Profit/(loss) on RITC received £000
2011	1,129	1,746	1,745	1,730	1,695	1,667	1,634	1,623	148
2012	1,175	1,731	1,699	1,642	1,618	1,589	1,573		201
2013	906	1,570	1,541	1,492	1,461	1,444			150
2014	936	1,600	1,629	1,595	1,627				197
2015	904	1,771	1,801	1,768					226
2016	1,126	2,203	2,322						
2017	2,057	3,123							
2018	927								

#### Claims development - Net

Underwriting pure year	After one year £000	After two years £000	After three years £000	After four years £000	After five years £000	After six years £000	After seven years £000	After eight years £000	Profit/(loss) on RITC received £000
2011	938	1,474	1,472	1,435	1,400	1,381	1,361	1,354	154
2012	960	1,470	1,446	1,387	1,356	1,343	1,332		186
2013	770	1,368	1,333	1,282	1,266	1,255			159
2014	774	1,379	1,409	1,381	1,402				157
2015	767	1,520	1,530	1,504					170
2016	909	1,775	1,860						
2017	1,410	2,188							
2018	644								

# Nameco (No 207) Limited

## Notes to the Financial Statements (continued) for the year ended 31 December 2018

9. Net operating expenses	2018	2017
	£	£
Acquisition costs	593,629	832,200
Change in deferred acquisition costs	100,174	(20,511)
Administrative expenses	233,634	328,398
Loss/(profit) on exchange	-	-
	<u>927,437</u>	<u>1,140,087</u>

10. Investment return	2018	2017
	£	£
Investment income	69,896	48,487
Dividend income	4,122	2,067
Interest on cash at bank	5,378	4,328
Other interest and similar income	2,994	5,121
Realised gains on investments	19,793	28,546
<b>Investment income</b>	<u>102,183</u>	<u>88,549</u>

Investment management expenses	(4,416)	(4,919)
Realised losses on investments	(26,537)	(19,776)
<b>Investment expenses and charges</b>	<u>(30,953)</u>	<u>(24,695)</u>

Unrealised gains and losses, net	(62,318)	(8,038)
----------------------------------	----------	---------

<b>Total investment return</b>	<u>8,912</u>	<u>55,816</u>
--------------------------------	--------------	---------------

### Analysed as follows:

	Investments at fair value through profit or loss £	Investments available for sale £	2018 Total £	Investments at fair value through profit or loss £	Investments available for sale £	2017 Total £
Realised gains and losses	(6,426)	(318)	(6,744)	8,770	-	8,770
Unrealised gains and losses	(62,240)	(78)	(62,318)	(8,038)	-	(8,038)
Other relevant income	-	-	-	-	-	-
	<u>(68,666)</u>	<u>(396)</u>	<u>(69,062)</u>	<u>732</u>	<u>-</u>	<u>732</u>
Interest and similar income, net of expenses			77,974			55,084
<b>Total investment return</b>			<u>8,912</u>			<u>55,816</u>

# Nameco (No 207) Limited

## Notes to the Financial Statements (continued) for the year ended 31 December 2018

11. Profit/(loss) before taxation	2018 £	2017 £
This is stated after charging:		
Key management personnel remuneration	-	-
Amortisation of syndicate capacity	8,594	10,963
Interest on bank loan and overdrafts	-	-
Interest on other loans	-	-
The Company has no employees		

The auditors, PKF Littlejohn LLP, charge a fixed fee to Nomina Plc for the provision of the audit of the Company. This fee is included within the service fee charged to the Company by Nomina Plc and equates to approximately £95 (2017: £67), (Note 22).

12. Taxation	2018 £	2017 £
<b>Analysis of charge in year</b>		
Current tax:		
UK corporation tax on profit/(loss) of the year	33,394	56,964
Adjustment in respect of previous years	(10,496)	-
Foreign tax	5,166	3,307
Total current tax	28,064	60,271
Deferred tax:		
Origination and reversal of timing differences	(9,201)	(111,291)
Change in tax rate	-	(7,202)
Total deferred tax	(9,201)	(118,493)
Tax on profit/(loss)	18,863	(58,222)

### Factors affecting tax charge for year

The tax assessed for the year is different to the standard rate of corporation tax in the UK of 19.00% (2017: 19.25%). The differences are explained below:

	2018 £	2017 £
Profit/(loss) before tax	143,597	(264,139)
Profit/(loss) multiplied by standard rate of corporation tax in the UK of 19.00% (2017: 19.25%)	27,283	(50,847)
Effects of:		
Adjustment in respect of previous years	(10,496)	-
Group relief claimed	-	-
Income not taxable	(340)	(253)
Permanent differences	(104)	274
Foreign tax	5,166	3,307
Rate change and other adjustments	(2,646)	(10,703)
Tax charge/(credit) for the year	18,863	(58,222)

The results of the Company's participation on the 2016, 2017 and 2018 years of account and the calendar year movement on 2015 and prior run-offs will not be assessed to tax until the year ended 31 December 2019, 2020 and 2021 respectively being the year after the calendar year result of each run-off year or the normal date of closure of each year of account.

# Nameco (No 207) Limited

## Notes to the Financial Statements (continued) for the year ended 31 December 2018

13. Intangible assets	2018	2017
Purchased syndicate capacity	£	£
<b>Cost</b>		
At 1 January	54,807	71,494
Additions	-	-
Disposals	-	(16,687)
At 31 December	54,807	54,807
<b>Amortisation</b>		
At 1 January	46,217	47,254
Provided during the year	8,594	10,963
Disposals	-	(12,000)
At 31 December	54,811	46,217
<b>Net book value</b>		
At 31 December 2018 / 2017	(4)	8,590
At 31 December 2017 / 2016	8,590	24,240

## 14. Financial investments

The Company categorises its fair value measurement using the following three fair value hierarchy levels based on the reliability of inputs used in determining fair values as follows:

Level 1: The unadjusted quoted price in an active market for identical assets that an entity can access at the measurement date.

Level 2: Inputs other than quoted prices included in Level 1 that are observable (i.e. developed using market data) for the asset, either directly or indirectly.

Level 3: Inputs are unobservable (i.e. for which market data is unavailable) for the asset.

Financial investments Syndicate	Financial investments held at fair value through profit or loss				Held at amortised cost	Total
	Level 1 £	Level 2 £	Level 3 £	Total £		
<b>2018</b>						
Shares and other variable yield securities and units in unit trusts	153,187	302,240	8,791	464,218	-	464,218
Debt securities and other fixed income securities	988,745	1,843,800	-	2,832,545	-	2,832,545
Participation in investment pools	9,351	20,840	18,811	49,002	-	49,002
Loans and deposits with credit institutions	9,521	67	4,115	13,703	-	13,703
Derivatives	1,927	390	-	2,317	-	2,317
Other investments	-	28	-	28	-	28
Financial assets classified as held for sale	-	-	-	-	-	-
<b>Fair value</b>	<b>1,162,731</b>	<b>2,167,365</b>	<b>31,717</b>	<b>3,361,813</b>	<b>-</b>	<b>3,361,813</b>
<b>Cost</b>				<b>3,372,334</b>	<b>-</b>	<b>3,372,334</b>

# Nameco (No 207) Limited

## Notes to the Financial Statements (continued) for the year ended 31 December 2018

### 14. Financial investments (continued)

Financial investments Syndicate	Financial investments held at fair value through profit or loss				Held at amortised cost £	Total £
	Level 1 £	Level 2 £	Level 3 £	Total £		
<b>2017</b>						
Shares and other variable yield securities and units in unit trusts	131,478	319,300	21,569	472,347	-	472,347
Debt securities and other fixed income securities	814,847	1,457,067	-	2,271,914	-	2,271,914
Participation in investment pools	11,565	17,003	18,887	47,455	-	47,455
Loans and deposits with credit institutions	7,946	72	3,197	11,215	-	11,215
Derivatives	2,261	3,010	-	5,271	-	5,271
Other investments	-	17	-	17	-	17
Financial assets classified as held for sale	-	-	-	-	-	-
<b>Fair value</b>	<b>968,097</b>	<b>1,796,469</b>	<b>43,653</b>	<b>2,808,219</b>	<b>-</b>	<b>2,808,219</b>
						<b>Total £</b>
<b>Cost</b>				<b>2,897,488</b>	<b>-</b>	<b>2,897,488</b>

Financial investments Corporate	Financial investments held at fair value through profit or loss				Held at amortised cost £	Total £
	Level 1 £	Level 2 £	Level 3 £	Total £		
<b>2018</b>						
Shares and other variable yield securities and units in unit trusts	14,764	-	-	14,764	-	14,764
Debt securities and other fixed income securities	-	-	-	-	-	-
<b>Fair value</b>	<b>14,764</b>	<b>-</b>	<b>-</b>	<b>14,764</b>	<b>-</b>	<b>14,764</b>
						<b>Total £</b>
<b>Cost</b>				<b>17,253</b>	<b>-</b>	<b>17,253</b>

Financial investments Corporate	Financial investments held at fair value through profit or loss				Held at amortised cost £	Total £
	Level 1 £	Level 2 £	Level 3 £	Total £		
<b>2017</b>						
Shares and other variable yield securities and units in unit trusts	15,496	-	-	15,496	-	15,496
Debt securities and other fixed income securities	-	-	-	-	-	-
<b>Fair value</b>	<b>15,496</b>	<b>-</b>	<b>-</b>	<b>15,496</b>	<b>-</b>	<b>15,496</b>
						<b>Total £</b>
<b>Cost</b>				<b>17,253</b>	<b>-</b>	<b>17,253</b>

Included within the Corporate figures above are financial investments denominated in non-Sterling currency. The impact of a 5% change in exchange rates between GBP and other currencies would be £nil on shareholders' funds (2017: £nil).

# Nameco (No 207) Limited

## Notes to the Financial Statements (continued) for the year ended 31 December 2018

### 15. Other debtors

	2018			2017		
	Syndicate participation £	Corporate £	Total £	Syndicate participation £	Corporate £	Total £
Amounts due from group undertakings	-	-	-	-	-	-
Proprietors' loan accounts	-	22,155	22,155	-	27,916	27,916
Funds at Lloyd's	-	2,107,859	2,107,859	-	1,150,006	1,150,006
Deferred tax asset (Note 18)	-	65,490	65,490	-	50,524	50,524
Other	390,133	-48,064	438,197	137,603	52	137,655
	390,133	2,243,568	2,633,701	137,603	1,228,498	1,366,101

Funds at Lloyd's ("FAL") represents assets deposited with the Corporation of Lloyd's (Lloyd's) to support the Company's underwriting activities as described in the Accounting Policies. The Company retains the rights to the economic benefit of these assets. The Company has entered into a Lloyd's Deposit Trust Deed which gives Lloyd's the right to apply these monies in settlement of any claims arising from the participation on the syndicates. These monies can only be released from the provision of this Deed with Lloyd's express permission, and only in circumstances where the amounts are either replaced by an equivalent asset, or after the expiration of the Company's liabilities in respect of its underwriting.

Where FAL is comprised of financial investments, to meet Lloyd's requirements these investments will usually be the equivalent of Level 1 as defined in Note 14. FAL are held mainly either in Sterling or US dollar denominations and therefore are potentially exposed to the currency risk of fluctuation between the Sterling and US dollar exchange rate. The maximum exposure to a 5% movement in the Sterling and USD exchange rate will be £105,393 (2017: £57,500).

### 16. Share capital

#### Allotted, called-up and fully paid

	2018		2017	
	Issued	Value £	Issued	Value £
Ordinary £1 shares	1	1	1	1

### 17. Profit and loss account

	2018			2017		
	Syndicate participation £	Corporate £	Total £	Syndicate participation £	Corporate £	Total £
Retained profit/(loss) brought forward	(348,787)	784,564	435,777	270,241	373,644	643,885
Reallocate distribution	(230,604)	230,604	-	(320,222)	320,222	-
Profit/(loss) and other comprehensive income for the financial year	175,338	(78,751)	96,587	(298,806)	90,698	(208,108)
Equity dividends	-	-	-	-	-	-
Retained profit/(loss) carried forward	(404,053)	936,417	532,364	(348,787)	784,564	435,777



# Nameco (No 207) Limited

## Notes to the Financial Statements (continued) for the year ended 31 December 2018

### 17. Profit and loss account (continued)

The result for each underwriting year of account is generated over a three year period. These Financial Statements, which cover the period from 1 January 2018 to 31 December 2018, show movements in the first twelve months of the 2018 year of account, the second twelve months of the 2017 year of account and the final twelve months of the 2016 year of account.

Future cash flows will arise when profits/(losses) are distributed/(collected) by Lloyd's after each year of account has closed. Subject to certain conditions, Lloyd's can allow the partial early release of some profits or in the event of an expect loss require advance funding prior to the year of account closing.

The cumulative profit and loss account on all open underwriting years of account is shown in the Balance Sheet under 'Syndicate participation' as detailed in the table below:

	2018	2017
	£	£
Underwriting year of account (cumulative):		
2015 after 36 months	-	232,192
2016 after 36 months / 24 months	220,450	(22,003)
2017 after 24 months / 12 months	(434,549)	(558,976)
2018 after 12 months	(189,954)	-
	(404,053)	(348,787)

### 18. Deferred taxation assets/(liabilities)

	2018	2017
	£	£
Opening balance – net	50,524	(68,418)
Profit and loss account (charge)/credit	9,201	118,493
Other comprehensive income (charge)/credit	5,765	449
Closing balance - net	65,490	50,524

The above net deferred tax position as at the year end is analysed as follows:

	2018	2017
	£	£
Deferred tax asset (Note 15)	65,490	50,524
Deferred tax liability	-	-
Net deferred tax balance	65,490	50,524

The deferred tax balance consists of timing differences relating to the taxation of underwriting results. Deferred tax assets are shown within Other debtors (Note 15).

### 19. Other creditors including taxation and social security

	2018			2017		
	Syndicate participation	Corporate	Total	Syndicate participation	Corporate	Total
	£	£	£	£	£	£
Corporation tax	-	33,393	33,393	-	56,964	56,964
Proprietors' loan accounts	-	-	-	-	-	-
Third party funds	-	-	-	-	-	-
Other creditors	554,394	181	554,575	302,054	330	302,384
Amount due to group undertakings	-	1,298,516	1,298,516	-	406,511	406,511
	554,394	1,332,090	1,886,484	302,054	463,805	765,859

# Nameco (No 207) Limited

## Notes to the Financial Statements (continued) for the year ended 31 December 2018

### 20. Financial liabilities

The Company categorises its fair value measurement using the following three fair value hierarchy levels based on the reliability of inputs used in determining fair values as follows:

Level 1: The unadjusted quoted price in an active market for identical liabilities that an entity can access at the measurement date.

Level 2: Inputs other than quoted prices included in Level 1 that are observable (i.e. developed using market data) for the liability, either directly or indirectly.

Level 3: Inputs are unobservable (i.e. for which market data is unavailable) for the liability.

Financial liabilities Syndicate	Financial liabilities held at fair value through profit or loss				Held at amortised cost	Total
	Level 1	Level 2	Level 3	Total		
2018	£	£	£	£	£	£
Borrowings	-	-	-	-	-	-
Derivative liabilities	2,294	81	-	2,375	-	2,375
Financial liabilities classified as held for sale	-	-	-	-	-	-
<b>Fair value</b>	<b>2,294</b>	<b>81</b>	<b>-</b>	<b>2,375</b>	<b>-</b>	<b>2,375</b>

Financial liabilities Syndicate	Financial liabilities held at fair value through profit or loss				Held at amortised cost	Total
	Level 1	Level 2	Level 3	Total		
2017	£	£	£	£	£	£
Borrowings	-	-	-	-	-	-
Derivative liabilities	366	5	-	371	-	371
Financial liabilities classified as held for sale	-	-	-	-	-	-
<b>Fair value</b>	<b>366</b>	<b>5</b>	<b>-</b>	<b>371</b>	<b>-</b>	<b>371</b>

All other financial liabilities of the syndicate participation, including creditors arising out of direct insurance operations, creditors arising out of reinsurance operations and other creditors, are measured at amortised cost.

#### Financial liabilities - Corporate

All corporate financial liabilities are measured at amortised cost.

### 21. Dividends

	2018	2017
	£	£
Equity dividends declared and paid	-	-

# Nameco (No 207) Limited

## Notes to the Financial Statements (continued) for the year ended 31 December 2018

### 22. Related party transactions

Nomina plc, a Director of the Company, provides administration services to the Company. Nomina plc charged a management fee of £2,900 (2017: £2,900) to cover all the costs of basic administration of the Company.

### 23. Ultimate controlling party

The Company is controlled by SD Underwriting Limited.

### 24. Syndicate participation

The principal syndicates or members' agent pooling arrangements ("MAPA") in which the Company participates as an underwriting member are as follows:

Syndicate or MAPA number	Managing agent	2019 Allocated capacity £	2018 Allocated capacity £	2017 Allocated capacity £	2016 Allocated capacity £
33	Hiscox Syndicates Limited	399,605	456,691	55,520	48,278
218	ERS Syndicate Management Limited	-	-	37,951	28,471
386	QBE Underwriting Limited	107,213	107,213	14,094	15,674
510	Tokio Marine Kiln Syndicates Limited	397,976	397,976	183,507	171,502
609	Atrium Underwriters Limited	367,147	367,147	69,618	69,618
623	Beazley Furlonge Limited	563,983	539,861	151,475	128,152
727	S A Meacock & Company Limited	96,552	96,552	59,603	59,603
1176	Chaucer Syndicates Limited	75,067	75,067	-	-
1729	Asta Managing Agency Limited	-	-	89,575	80,618
1910	Argo Managing Agency Limited	-	-	-	89,053
2010	Cathedral Underwriting Limited	125,968	125,968	91,852	91,852
2014	Pembroke Managing Agency Limited	-	-	111,615	100,000
2525	Asta Managing Agency Limited	17,072	15,881	-	-
2791	Managing Agency Partners Limited	407,618	407,618	156,205	156,205
4444	Canopus Managing Agents Limited	-	-	69,422	69,422
6111	Catlin Underwriting Agencies Limited	-	-	-	174,683
6117	Argo Managing Agency Limited	-	-	294,704	133,536
7200	Members' Agents Pooling Arrangement	-	-	160,240	151,387
7201	Members' Agents Pooling Arrangement	-	-	1,375,994	1,254,554
7202	Members' Agents Pooling Arrangement	-	-	298,972	275,518
7203	Members' Agents Pooling Arrangement	-	-	60,908	54,728
7211	Members' Agents Pooling Arrangement	-	-	32,976	30,073
7212	Members' Agents Pooling Arrangement	-	-	214,223	194,455
7217	Members' Agents Pooling Arrangement	-	-	94,222	89,511
7227	Members' Agents Pooling Arrangement	-	-	8,632	8,632