

Company Registration No. 03623661

Annual Report
for the year ended 31 December 2022

**Milestone Hotel
Management Services
Limited**

TUESDAY



AC9YUQG

A03

15/08/2023

#9

COMPANIES HOUSE

COMPANY INFORMTION

Directors

J J Raggett
V O'Hana

Company Secretary

S Royce

Company registration number

03623661

Registered office

14 Grosvenor Place
London
SW1X 7HH

Auditor

Mazars LLP
Chartered Accountants & Statutory Auditor
30 Old Bailey
London
EC4M 7AU

CONTENTS PAGE

Strategic Report	1-2
Directors' Report	3-4
Statement of Directors' responsibilities	5
Independent auditor's Report	6-9
Statement of comprehensive income	10
Statement of financial position	11
Statement of changes in equity	12
Statement of cash flows	13
Notes to the financial statements	14-30

STRATEGIC REPORT

YEAR ENDED 31 DECEMBER 2022

The Directors present their Strategic Report for the Company for the year ended 31 December 2022.

PRINCIPAL ACTIVITIES

The principal activity of the Company during the year was hotel operations and management. The Company operates a five star hotel in London.

BUSINESS REVIEW AND FUTURE DEVELOPMENTS

There has been an increase in revenue of 191.9% in the year from £2,940,756 to £8,585,340 (2021: 127.7% increase), the increase in revenue in the year is due to the hospitality market improving over the course of the year since lock downs and restrictions in relation to Covid-19 relaxed. EBITDA increased by £1,898,520 (2021: decreased by £118,902) in the year to a profit of £1,033,788 (2021: loss of £864,732).

During the year, the Company has seen an increase in costs incurred by the Company, however management have been working hard to manage and control expenses, which have increased due to inflation and the increased cost of living in the UK. The main drivers of the cost increases are food and labour costs.

In summary the key performance indicators that we use to monitor business performance are as follows:

Occupancy

Average room rates

Revenue per available room

EBITDA (Earnings before interest, taxation, depreciation and amortisation).

The Company is currently in a net liability position with total liabilities exceeding total assets by £31,746,039 (2021: £30,972,857) and continues to be reliant on the support of its ultimate parent Company.

The Company has seen improvements in its results in 2022 compared to 2021. In 2021, the Company received some government support, as well as a partial rental waiver from the landlord. There has been no government support in 2022, however the company received a waiver for the 2021 deferred rental in the year, resulting in a credit to the profit and loss in the year. The overall results of the year are due to improved market conditions and the return of international travel. The Company is expecting the continued trading improvements in the market to continue in 2023 and has seen an uplift to date

RESULTS AND DIVIDENDS

The loss for the year, after taxation, amounted to £773,182 (2021: £2,728,754). The Directors do not recommend the payment of a dividend (2021: £nil).

PRINCIPAL RISKS AND UNCERTAINTIES

The Directors acknowledge that they have responsibility for the Company's systems of internal control and risk management and for monitoring their effectiveness. The purposes of these systems are to manage, rather than eliminate, the risk of failure to achieve business objectives, to provide reasonable assurance as to the quality of management information and to maintain proper control over the income, expenditure, assets and liabilities of the Company.

No system of control can, however, provide absolute assurance against material misstatement or loss. Accordingly, the Directors have regard to what controls, in their judgement, are appropriate to the Company's business and to the relative costs and benefits of implementing specific controls.

STRATEGIC REPORT (continued)

YEAR ENDED 31 DECEMBER 2022

PRINCIPAL RISKS AND UNCERTAINTIES (continued)

The main risks that the Company could face relate to factors that are common to the hotel industry and beyond the Company's control, such as the global economic downturn, changes in travel patterns or in the structure of the travel industry and the increase in acts of terrorism.


Milestone Hotel Management Services Limited mitigate the risk of an economic downturn utilising financial support from The Travel Corporation, its ultimate parent Company. This allows them to manage short and medium term fluctuations in demand.

New trading arrangements between the United Kingdom and the European Union took effect on 31 December 2020. In general, tariffs and quotas on trade have not been introduced, although administrative complications and regulatory restrictions have reduced the freedom of cross-border trade. The company is carefully monitoring the practical application of the new trading arrangements by regulatory authorities, to better understand what the eventual impact on its business will be.

The Global Covid-19 pandemic has impacted the Company for the past few years, however with all restrictions lifted during 2021, the Company is seeing the market and industry recovering well. The labour market has been challenging with regards to the recruitment and retention of staff since the end of the pandemic and this has had a knock-on effect on wage costs as businesses try to retain talent.

We have considered the potential impact of Russian forces entering Ukraine on the business and consider there to be no direct impact on the business, however the increase in energy prices has had an indirect affect on costs through our supply chain.

Signed by order of the board of Directors



J J Raggett
Director

Date: 18th July 2023

DIRECTORS' REPORT

YEAR ENDED 31 DECEMBER 2022

The Directors present their Report and the audited financial statements of the Company for the year ended 31 December 2022.

MATTERS COVERED IN THE STRATEGIC REPORT

As permitted by paragraph 1A of Schedule 7 to the Large and Medium-Sized Companies and Groups (Accounts and Reports) Regulations 2008 certain matters which are required to be disclosed in the Directors' Report have been omitted as they are included in the Strategic Report on pages 1 and 2. These matters relate to future developments.

FINANCIAL INSTRUMENTS

Details of the Company's financial risk management objectives and policies are included in note 18 to the accounts.

DIRECTORS

The Directors who served the Company during the year and to the date of this Report were as follows:

J J Raggett
V O'Hana

The Company's Articles of Association include provisions indemnifying the Directors for all liabilities incurred in the performance of their duties.

GOING CONCERN

Having made appropriate enquiries, the Directors consider it reasonable to assume that the Company has adequate resources to continue for the foreseeable future and, for this reason, have continued to adopt the going concern basis in preparing the financial statements.

The directors have considered the ongoing impact of the war in the Ukraine in making their going concern assessment based on the current situation and the impact on the Company and consider the going concern assessment to be appropriate. The Company is in a net liability position at the year end and the Company's ultimate parent has represented that it will continue to provide ongoing financial support to enable the Company to meet its financial obligations and that the Company will not be required to pay obligations owed to any group entities while its liabilities exceed its assets.

DIRECTORS' REPORT (continued)

YEAR ENDED 31 DECEMBER 2022

POLITICAL CONTRIBUTIONS

The Company made no political contributions during the financial year (2021: £nil).

EVENTS AFTER THE REPORTING DATE

There have been no significant events affecting the Company since the year end.


DISCLOSURE OF INFORMATION TO THE AUDITOR

The Directors who held office at the date of approval of this Directors' Report confirm that, so far as they are each aware, there is no relevant audit information of which the Company's auditor is unaware; and each director has taken all the steps that he ought to have taken as a director to make himself aware of any relevant audit information and to establish that the Company's auditor is aware of that information.

AUDITOR

It is proposed that Mazars LLP will continue in office in accordance with the Companies Act 2006 Section 487(2).

Signed by order of the board of Directors



J J Raggett
Director

Date: 18th July 2023

STATEMENT OF DIRECTORS' RESPONSIBILITIES IN RESPECT OF THE DIRECTORS' REPORT AND THE FINANCIAL STATEMENTS

YEAR ENDED 31 DECEMBER 2022

The Directors are responsible for preparing the Strategic Report, the Directors' Report and the financial statements in accordance with applicable law and regulations.

Company law requires the Directors to prepare financial statements for each financial year. Under that law the Directors have elected to prepare the financial statements in accordance with UK-adopted international accounting standards and applicable law. Under Company law the Directors must not approve the financial statements unless they are satisfied that they give a true and fair view of the state of affairs of the Company and of the profit or loss of the Company for that period.

In preparing these financial statements, the Directors are required to:

- select suitable accounting policies and then apply them consistently;
- make judgements and accounting estimates that are reasonable and prudent;
- state whether accordance with UK-adopted international accounting standards have been followed subject to any material departures disclosed and explained in the financial statements provide additional disclosures when compliance with specific requirements in UK-adopted international accounting standards is insufficient to enable users to understand the impact of particular transactions, other events and conditions on the entity's financial position and financial performance; and
- prepare the financial statements on the going concern basis unless it is inappropriate to presume that the Company will continue in business.

The Directors are responsible for keeping adequate accounting records that are sufficient to show and explain the Company's transactions and disclose with reasonable accuracy at any time the financial position of the Company and enable them to ensure that the financial statements comply with the Companies Act 2006. They are also responsible for safeguarding the assets of the Company and hence for taking reasonable steps for the prevention and detection of fraud and other irregularities.

**INDEPENDENT AUDITOR'S REPORT TO THE MEMBERS OF MILESTONE
HOTEL MANAGEMENT SERVICES LIMITED****YEAR ENDED 31 DECEMBER 2022**

Opinion

We have audited the financial statements of Milestone Hotel Management Services Limited (the 'Company') for the year ended 31 December 2022 which comprise the Statement of comprehensive income, the Statement of financial position, the Statement of changes in equity, the Statement of Cash Flows and notes to the financial statements, including a summary of significant accounting policies.

The financial reporting framework that has been applied in their preparation is applicable law and UK-adopted international accounting standards.

In our opinion, the financial statements:

- give a true and fair view of the state of the Company's affairs as at 31 December 2022 and of its loss for the year then ended; and
- have been properly prepared in accordance with UK-adopted international accounting standards; and
- have been prepared in accordance with the requirements of the Companies Act 2006.

Basis for opinion

We conducted our audit in accordance with International Standards on Auditing (UK) (ISAs (UK)) and applicable law. Our responsibilities under those standards are further described in the "Auditor's responsibilities for the audit of the financial statements" section of our report. We are independent of the Company in accordance with the ethical requirements that are relevant to our audit of the financial statements in the UK, including the FRC's Ethical Standard, and we have fulfilled our other ethical responsibilities in accordance with these requirements. We believe that the audit evidence we have obtained is sufficient and appropriate to provide a basis for our opinion.

Conclusions relating to going concern

In auditing the financial statements, we have concluded that the director's use of the going concern basis of accounting in the preparation of the financial statements is appropriate.

Based on the work we have performed, we have not identified any material uncertainties relating to events or conditions that, individually or collectively, may cast significant doubt on the Company's ability to continue as a going concern for a period of at least twelve months from when the financial statements are authorised for issue.

Our responsibilities and the responsibilities of the directors with respect to going concern are described in the relevant sections of this report.

Other information

The other information comprises the information included in the annual report, other than the financial statements and our auditor's report thereon. The directors are responsible for the other information contained within the annual report. Our opinion on the financial statements does not cover the other information and, except to the extent otherwise explicitly stated in our report, we do not express any form of assurance conclusion thereon.

INDEPENDENT AUDITOR'S REPORT TO THE MEMBERS OF MILESTONE HOTEL MANAGEMENT SERVICES LIMITED (continued)

YEAR ENDED 31 DECEMBER 2022

Our responsibility is to read the other information and, in doing so, consider whether the other information is materially inconsistent with the financial statements or our knowledge obtained in the course of the audit, or otherwise appears to be materially misstated. If we identify such material inconsistencies or apparent material misstatements, we are required to determine whether this gives rise to a material misstatement in the financial statements themselves. If, based on the work we have performed, we conclude that there is a material misstatement of this other information, we are required to report that fact.

We have nothing to report in this regard.

Opinions on other matters prescribed by the Companies Act 2006

In our opinion, based on the work undertaken in the course of the audit:

- the information given in the strategic report and the directors' report for the financial year for which the financial statements are prepared is consistent with the financial statements; and
- the strategic report and the directors' report have been prepared in accordance with applicable legal requirements.

Matters on which we are required to report by exception

In light of the knowledge and understanding of the Company and its environment obtained in the course of the audit, we have not identified material misstatements in the strategic report or the directors' report.

We have nothing to report in respect of the following matters in relation to which the Companies Act 2006 requires us to report to you if, in our opinion:

- adequate accounting records have not been kept, or returns adequate for our audit have not been received from branches not visited by us; or
- the financial statements are not in agreement with the accounting records and returns; or
- certain disclosures of directors' remuneration specified by law are not made; or
- we have not received all the information and explanations we require for our audit.

Responsibilities of Directors

As explained more fully in the directors' responsibilities statement set out on page 5, the directors are responsible for the preparation of the financial statements and for being satisfied that they give a true and fair view, and for such internal control as the directors determine is necessary to enable the preparation of financial statements that are free from material misstatement, whether due to fraud or error.

In preparing the financial statements, the directors are responsible for assessing the Company's ability to continue as a going concern, disclosing, as applicable, matters related to going concern and using the going concern basis of accounting unless the directors either intend to liquidate the Company or to cease operations, or have no realistic alternative but to do so.

INDEPENDENT AUDITOR'S REPORT TO THE MEMBERS OF MILESTONE HOTEL MANAGEMENT SERVICES LIMITED (continued)

YEAR ENDED 31 DECEMBER 2022

Auditor's responsibilities for the audit of the financial statements

Our objectives are to obtain reasonable assurance about whether the financial statements as a whole are free from material misstatement, whether due to fraud or error, and to issue an auditor's report that includes our opinion. Reasonable assurance is a high level of assurance but is not a guarantee that an audit conducted in accordance with ISAs (UK) will always detect a material misstatement when it exists. Misstatements can arise from fraud or error and are considered material if, individually or in the aggregate, they could reasonably be expected to influence the economic decisions of users taken on the basis of the financial statements.

The extent to which our procedures are capable of detecting irregularities, including fraud is detailed below.

Irregularities, including fraud, are instances of non-compliance with laws and regulations. We design procedures in line with our responsibilities, outlined above, to detect material misstatements in respect of irregularities, including fraud.

Based on our understanding of the Company and its industry, we considered that non-compliance with the following laws and regulations might have a material effect on the financial statements: employment regulation, health and safety regulation.

To help us identify instances of non-compliance with these laws and regulations, and in identifying and assessing the risks of material misstatement in respect to non-compliance, our procedures included, but were not limited to:

- Inquiring of management and, where appropriate, those charged with governance, as to whether the Company is in compliance with laws and regulations, and discussing their policies and procedures regarding compliance with laws and regulations;
- Inspecting correspondence, if any, with relevant licensing or regulatory authorities;
- Communicating identified laws and regulations to the engagement team and remaining alert to any indications of non-compliance throughout our audit; and
- Considering the risk of acts by the Company which were contrary to applicable laws and regulations, including fraud.

We also considered those laws and regulations that have a direct effect on the preparation of the financial statements, such as: tax legislation, pension legislation, the Companies Act 2006.

In addition, we evaluated the directors' and management's incentives and opportunities for fraudulent manipulation of the financial statements, including the risk of management override of controls, and determined that the principal risks related to: posting manual journal entries to manipulate financial performance, management bias through judgements and assumptions in significant accounting estimates, in particular in relation to revenue recognition (which we pinpointed to completeness and cut off) and significant one-off or unusual transactions.

INDEPENDENT AUDITOR'S REPORT TO THE MEMBERS OF MILESTONE HOTEL MANAGEMENT SERVICES LIMITED (continued)

YEAR ENDED 31 DECEMBER 2022

Our audit procedures in relation to fraud included but were not limited to:


- Making enquiries of the directors and management on whether they had knowledge of any actual, suspected or alleged fraud;
- Gaining an understanding of the internal controls established to mitigate risks related to fraud;
- Discussing amongst the engagement team the risks of fraud; and
- Addressing the risks of fraud through management override of controls by performing journal entry testing.

There are inherent limitations in the audit procedures described above and the primary responsibility for the prevention and detection of irregularities including fraud rests with management. As with any audit, there remained a risk of non-detection of irregularities, as these may involve collusion, forgery, intentional omissions, misrepresentations or the override of internal controls.

A further description of our responsibilities for the audit of the financial statements is located on the Financial Reporting Council's website at www.frc.org.uk/auditorsresponsibilities. This description forms part of our auditor's report.

Use of the audit report

This report is made solely to the Company's members as a body in accordance with Chapter 3 of Part 16 of the Companies Act 2006. Our audit work has been undertaken so that we might state to the Company's members those matters we are required to state to them in an auditor's report and for no other purpose. To the fullest extent permitted by law, we do not accept or assume responsibility to anyone other than the Company and the Company's members as a body for our audit work, for this report, or for the opinions we have formed.



Rachel Lawton (Senior Statutory Auditor)
for and on behalf of Mazars LLP
Chartered Accountants and Statutory Auditor
30 Old Bailey
London
EC4M 7AU
Date: 20 July 2023

STATEMENT OF COMPREHENSIVE INCOME

FOR THE YEAR ENDED 31 DECEMBER 2022

	Note	2022 £	2021 £
Revenue	2	8,585,340	2,940,756
Cost of sales		(7,190,759)	(4,683,954)
Gross profit/(loss)		1,394,581	(1,743,198)
Administrative expenses		(1,853,536)	(1,272,156)
Other operating income	3	-	629,772
Loss from operations	4	(458,955)	(2,385,582)
Finance costs	6	(493,118)	(343,172)
Loss before tax		(952,073)	(2,728,754)
Taxation credit	7	178,891	-
Loss for the year		(773,182)	(2,728,754)
Other comprehensive income		-	-
Total comprehensive loss for the year		<u>(773,182)</u>	<u>(2,728,754)</u>

The notes on pages 14 to 30 form part of these financial statements.

All results relate to continuing operations.

STATEMENT OF FINANCIAL POSITION

FOR THE YEAR ENDED 31 DECEMBER 2022

	Note	2022 £	2021 £
Non-current assets			
Property, plant and equipment	8	2,660,936	3,493,686
Right-of-use asset	9	4,119,978	4,706,293
		<u>6,780,914</u>	<u>8,199,979</u>
Current assets			
Inventories	10	167,197	125,032
Amounts due from related parties	11	173,206	444,766
Trade and other receivables	12	439,290	196,979
Cash and cash equivalents	13	219,602	40,745
		<u>999,295</u>	<u>807,522</u>
Total assets		<u><u>7,780,209</u></u>	<u><u>9,007,501</u></u>
Non-current liabilities			
Obligations under leases	16	3,663,617	4,240,369
Amounts due to related parties	14	17,817,740	17,408,263
		<u>21,481,357</u>	<u>21,648,632</u>
Current liabilities			
Obligations under leases	16	592,378	582,332
Trade and other payables	15	790,317	685,746
Amounts due to related parties	14	16,662,196	17,063,648
		<u>18,044,891</u>	<u>18,331,726</u>
Total liabilities		<u><u>39,526,248</u></u>	<u><u>39,980,358</u></u>
Equity			
Share capital	20	1,250,000	1,250,000
Retained Earnings		<u>(32,996,039)</u>	<u>(32,222,857)</u>
Total equity		<u><u>(31,746,039)</u></u>	<u><u>(30,972,857)</u></u>
Total liabilities and equity		<u><u>7,780,209</u></u>	<u><u>9,007,501</u></u>

The notes on pages 14 to 30 form part of these financial statements.

These financial statements were approved by the Directors and authorised for issue and are signed on their behalf by:

J J Raggett

Director

Date: 18th July 2023

STATEMENT OF CHANGES IN EQUITY

FOR THE YEAR ENDED 31 DECEMBER 2022

	Note	Share capital £	Retained earnings £	Total £
At 1 January 2021		1,250,000	(29,494,103)	(28,244,103)
Total comprehensive loss for the year		-	(2,728,754)	(2,728,754)
At 1 January 2022		1,250,000	(32,222,857)	(30,972,857)
Total comprehensive loss for the year		-	(773,182)	(773,182)
At 31 December 2022	20	1,250,000	(32,996,039)	(31,746,039)

The notes on pages 14 to 30 form part of these financial statements.

STATEMENT OF CASH FLOWS

FOR THE YEAR ENDED 31 DECEMBER 2022

	Note	2022 £	2021 £
Cash flows from operating activities			
Loss after taxation		(773,182)	(2,728,754)
<i>Adjustments for:</i>			
Depreciation of property, plant and equipment	8	886,262	903,733
Depreciation of right-of-use assets	9	606,481	617,117
Finance costs	6	493,118	343,172
Taxation	7	(178,891)	-
Cash flows used in operations before changes in working capital		1,033,788	(864,732)
Increase in inventories	10	(42,165)	(5,420)
Increase in trade and other receivables	12	(242,311)	(147,991)
Increase in trade and other payables	15	104,574	159,751
Cash used in operations		853,886	(858,392)
Interest paid	6	(409,477)	(248,852)
Tax received	7	178,891	-
Net cash generated from/(used in) operating activities		623,300	(1,107,244)
Cash flows used in investing activities			
Purchase of property, plant and equipment	8	(59,334)	(15,583)
Proceeds on disposal of property plant and equipment	8	(14,347)	-
Net cash used in investing activities		(73,681)	(15,583)
Cash flows generated from financing activities			
Increase in amounts due to related parties	14	8,025	1,833,918
Decrease in amounts due from related parties	11	271,560	-
Interest on lease liability	6	(83,641)	(94,320)
Decrease in lease liabilities	16	(566,706)	(587,367)
Net cash (used in)/generated from financing activities		(370,762)	1,152,231
Net increase in cash and cash equivalents		178,857	29,404
Cash and cash equivalents at 1 January		40,745	11,341
Cash and cash equivalents at 31 December	13	219,602	40,745

The notes on pages 14 to 30 form part of these financial statements.

NOTES TO THE FINANCIAL STATEMENTS

YEAR ENDED 31 DECEMBER 2022

1. ACCOUNTING POLICIES

General information

Milestone Hotel Management Services Limited is a private Company incorporated and domiciled in England and Wales. The address of the registered office in the United Kingdom is stated on the Company information page and the nature of the Company's operations and principal activities are stated in the Strategic Report.

Basis of preparation

The financial statements have been prepared accordance with UK-adopted international accounting standards. These financial statements have been prepared under historical cost convention. The accounting policies set out below have, unless otherwise stated, been applied consistently to all periods presented in these financial statements. The financial statements have been presented in Pounds Sterling as this is the currency of the primary economic environment that the Company operates in.

Going concern

The Directors have, at the time of approving the financial statements, a reasonable expectation that the Company have adequate resources to continue in operational existence for the foreseeable future. The directors have considered the ongoing impact of the war in Ukraine in making their going concern assessment based on the current situation and the impact on the Company and consider the going concern assessment to be appropriate.

As shown in the accompanying financial statements, the Company's total liabilities exceed its total assets by £31,746,039 at 31 December 2022. The Company's ultimate parent has represented that it will continue to provide ongoing financial support to enable the Company to meet its financial obligations and that the Company will not be required to pay obligations owed to any group entities while its liabilities exceed its assets. The ability of the Company to continue as a going concern is dependent on this ongoing financial support and based on this they continue to adopt the going concern basis of accounting in preparing the financial statements. Accordingly, the financial statements do not include any adjustments that might be necessary if the Company is unable to continue as a going concern.

Revenue recognition

Revenue is recognised from the sale of goods and services from the Company's ordinary activities. Revenue is recognised from the sale of services when the amount can be measured reliably, the service has been provided and is stated after trade discounts and other sales taxes, and is net of VAT.

Property, plant and equipment

Items of property, plant and equipment are stated at cost of acquisition less accumulated depreciation and impairment losses.

Depreciation

Depreciation is calculated so as to write off the cost of an asset, less its estimated residual value, over the useful economic life of that asset as follows:

Fixtures & Fittings	- 12.5% straight line
Equipment	- 20% straight line

The Right of use assets are depreciated over the shorter of the lease term and the assets useful life. In this instance, the lease term is shorter.

NOTES TO THE FINANCIAL STATEMENTS

YEAR ENDED 31 DECEMBER 2022

1. ACCOUNTING POLICIES (continued)

Impairment

Individual items of tangible fixed assets are reviewed for impairment annually and tested for impairment when events or changes in circumstances indicate that the carrying amount may not be recoverable. Assets that do not generate independent cash flows are combined into cash generating units. If carrying amounts exceed estimated recoverable amount, the assets or cash generating units are written down to their recoverable amount. Recoverable amount is the higher of fair value less cost to sell and value in use. Value in use is assessed based on estimated future cash flows discounted to their present value using a pre-tax discount rate that reflects current market assessments of the time value of money and risks specific to the asset.

Government grants

Government grants relate to the Coronavirus Job Retention Scheme ("CJRS"). Government grants are not recognised until there is reasonable assurance that the Company will comply the conditions attaching to them and that the grants will be received. Government grants are recognised in profit and loss on a systematic basis over the periods in which the Company recognises as expenses the related costs for which the grants are intended to compensate. Government grants that are receivable as compensation for expenses or losses already incurred or for the purpose of giving immediate financial support to the Company with no future related costs are recognised in the profit or loss in the period in which they become receivable. Government grants relating to income are presented separately in the statement of comprehensive income within 'other operating income'.

Inventories

Inventories are valued at the lower of cost and net realisable value, after making due allowance for obsolete and slow moving items.

Pension costs

The Company operates a defined contribution pension scheme for employees. The assets of the scheme are held separately from those of the Company. The annual contributions payable are charged to the statement of comprehensive income on an accruals basis.

Current tax

The tax currently payable is based on taxable profit for the year. Taxable profit differs from net profit as Reported in the income statement because it excludes items of income or expense that are taxable or deductible in other years and it further excludes items that are never taxable or deductible. The Company's liability for current tax is calculated using tax rates that have been enacted or substantively enacted by the balance sheet date.

Deferred tax

Deferred tax is the tax expected to be payable or recoverable on differences between the carrying amounts of assets and liabilities in the financial statements and the corresponding tax bases used in the computation of taxable profit, and is accounted for using the balance sheet liability method. Deferred tax liabilities are generally recognised for all taxable temporary differences and deferred tax assets are recognised to the extent that it is probable that taxable profits will be available against which deductible temporary differences can be utilised. Such assets and liabilities are not recognised if the temporary difference arises from the initial recognition of goodwill or from the initial recognition (other than in a business combination) of other assets and liabilities in a transaction that affects neither the taxable profit nor the accounting profit.

NOTES TO THE FINANCIAL STATEMENTS

YEAR ENDED 31 DECEMBER 2022

1. ACCOUNTING POLICIES (continued)

Deferred tax (continued)

The carrying amount of deferred tax assets is reviewed at each balance sheet date and reduced to the extent that it is no longer probable that sufficient taxable profits will be available to allow all or part of the asset to be recovered.

Deferred tax is calculated at the tax rates that are expected to apply in the period when the liability is settled or the asset is realised based on tax laws and rates that have been enacted or substantively enacted at the balance sheet date. Deferred tax is charged or credited in the income statement, except when it relates to items charged or credited in other comprehensive income, in which case the deferred tax is also dealt with in other comprehensive income.

The measurement of deferred tax liabilities and assets reflects the tax consequences that would follow from the manner in which the Company expects, at the end of the Reporting period, to recover or settle the carrying amount of its assets and liabilities.

Financial instruments

Financial assets and financial liabilities are recognised on the Company statement of financial position when the Company becomes a party to the contractual provisions of the instrument.

Financial assets

The Company's financial assets include cash and cash equivalents and trade and other receivables. All financial assets are initially recognised at fair value plus transaction costs, when the Company becomes party to the contractual provisions of the instrument.

Interest and other cash flows resulting from holding financial assets are recognised in the statement of comprehensive income using the effective interest method.

Provision for impairment of trade, related party receivables and other receivables is made when objective evidence is received that the Company will not be able to collect all amounts due to it in accordance with the original terms of the receivable. The amount of the impairment is determined as the difference between the assets' carrying amount and the present value of estimated future cash flows, discounted at the original effective interest rate. Any change in their value through impairment or reversal of impairment is recognised in the statement of comprehensive income.

A financial asset is derecognised if the contractual rights to receive the cash flows of the asset have been transferred or the Company retains the contractual rights to receive the cash flows of the asset but assumes a contractual obligation to pay the cash flows to one or more recipients. A financial asset that is transferred qualifies for derecognition if the Company transfers substantially all the risks and rewards of ownership of the asset.

Financial liabilities

The Company's financial liabilities include related party loans, trade and other payables and liabilities at fair value through profit and loss. Financial liabilities are recognised when the Company becomes a party to the contractual agreement of the instrument. All interest related charges are recognised as an expense in finance costs in the statement of comprehensive income using the effective interest method.

Trade and other payables are recognised initially at their fair value and subsequently measured at amortised cost less settlement payments.

All loans and borrowings are recognised initially at cost, which is the fair value of the consideration received, net of issue costs associated with the borrowing.

NOTES TO THE FINANCIAL STATEMENTS

YEAR ENDED 31 DECEMBER 2022

1. ACCOUNTING POLICIES (continued)

Financial instruments (continued)

After initial recognition, loans and borrowings are measured at amortised cost using the effective interest method. Gains or losses are recognised in the statement of comprehensive income when liabilities are derecognised or impaired, as well as through the amortisation process.

Classification as equity or financial liability

Financial liabilities and equity instruments are classified according to the substance of the contractual arrangements entered into.

A financial liability exists where there is a contractual obligation to deliver cash or another financial asset to another entity or to exchange financial assets or financial liabilities under potentially unfavourable conditions. In addition contracts which result in the entity delivering a variable number of its own equity instruments are financial liabilities.

Leases

The Company assesses whether a contract is or contains a lease, at inception of the contract. The Company recognises a right of use asset and a corresponding lease liability with respect to all lease arrangements in which it is the lessee.

The lease liability is initially measured at the present value of the lease payments that are not paid at the commencement date, discounted by using the rate implicit in the lease. If this rate cannot be readily determined the lessee uses its incremental borrowing rate.

Lease payments included in the measurement of the lease liability are the fixed lease payments less any incentives receivable.

The lease liability is presented as a separate line on the balance sheet. The lease liability is subsequently measured by increasing the carrying amount to reflect interest on the lease liability (using the effective interest method) and by reducing the carrying amount to reflect the lease payments made.

The right of use assets comprise the initial measurement of the corresponding lease liability, lease payments made at or before commencement date, less any lease incentives and any initial direct costs. They are subsequently measured at cost less accumulated depreciation and impairment losses.

Variable rents that do not depend on an index or rate are not included in the measurement of the lease liability and the right of use asset. The related payments are recognised as an expense in the period in which the event or condition that triggers those payments occurs.

NOTES TO THE FINANCIAL STATEMENTS

YEAR ENDED 31 DECEMBER 2022

1. ACCOUNTING POLICIES (continued)

Standards, amendments and interpretations adopted in the current financial year ended 31 December 2022

There are no new or amendments to accounting standards, or IFRIC interpretations that are effective for the year ended 31 December 2022 that have had a material impact on the Company's financial statements.

IFRS 16 COVID-19-Related Rent Concessions Amendment

In 2020, the Company adopted COVID-19-Related Rent Concessions (Amendment to IFRS 16) that provided practical relief to lessees in accounting for rent concessions occurring as a direct consequence of COVID-19, by introducing a practical expedient to IFRS 16. This practical expedient was available to rent concessions for which any reduction in lease payments affected payments originally due on or before 30 June 2021. In March 2021, the International Accounting Standards Board (IASB) issued COVID-19-Related Rent Concessions beyond 30 June 2021 (Amendment to IFRS 16) that extended the practical expedient to apply to reduction in lease payments originally due on or before 30 June 2022.

In the prior year, Company has applied the amendment to IFRS 16 (as issued by the IASB in May 2021). The practical expedient permits a lessee to elect not to assess whether a COVID-19-related rent concession is a lease modification. A lessee that makes this election shall account for any change in lease payments resulting from the COVID-19-related rent concession applying IFRS 16 as if the change were not a lease modification. The practical expedient applies only to rent concessions occurring as a direct consequence of COVID-19.

The Company recognised a rent deferral of £nil (2021: rent deferral £162,500) in which the practical expedient has been applied for in the prior year. The rental deferral from the prior year has now been released to the profit and loss account.

Standards, amendments and interpretations in issue but not yet effective

There are no new or amendments or interpretations to accounting standards, or IFRIC interpretations that are in the issues but not yet adopted that will have a material impact on the Company's financial statements.

NOTES TO THE FINANCIAL STATEMENTS

YEAR ENDED 31 DECEMBER 2022

1. ACCOUNTING POLICIES (continued)

Critical accounting judgements and sources of estimate uncertainty

The Company's significant accounting policies are outlined in note 1 to the financial statements. The Company Directors are required to conclude annually that the residual value of the property

held exceeds the carrying value in the statement of financial position therefore eliminating the requirement for it to be depreciated.

Critical judgements in applying the Company's accounting policies***Assessing indicators of impairment***

In assessing whether there have been any indicators of impairment of assets, the directors have considered both external and internal sources of information such as market conditions, counterparty credit ratings and experience of recoverability. There have been no indicators of impairments identified during the current financial year.

Key sources of estimation uncertainty***Right-of-use assets***

The interest rate used to calculate the finance charge on a right-of-use liability is the same as the interest rate used by the parent Company on loans to the Company. This being the cost of money to the Company if it were to borrow funds to satisfy the lease obligation.

2. REVENUE

The revenue and profit before tax are attributable to the one principal activity of the Company. An analysis of turnover is given below:

	2022	2021
	£	£
United Kingdom	8,585,340	2,940,756

Due to the nature of the business the turnover is recognised when the service is provided and revenue is recognised on a daily basis.

3. OTHER OPERATING INCOME

	2022	2021
	£	£
CJRS grant	-	588,844
Council lockdown grant	-	40,928
	-	629,772

During 2021, the Company received grants relating to the Coronavirus Job Retention Scheme (CJRS) and local Council Lockdown Grants. There were no such grants available during 2022.

NOTES TO THE FINANCIAL STATEMENTS

YEAR ENDED 31 DECEMBER 2022

4. LOSS FROM OPERATIONS

Included in the loss for the year are the following:	2022	2021
	£	£
Depreciation of property, plant and equipment	886,262	903,733
Depreciation of right-of-use-asset	606,481	617,117
Auditor's remuneration - as auditor	15,500	12,000
- taxation services	3,465	3,150
- other services	500	594
	<u> </u>	<u> </u>

5. STAFF NUMBERS AND COSTS

The average number of persons employed by the Company during the financial year amounted to:

	2022	2021
	Number	Number
Management staff	7	7
Other staff – service	77	64
	<u> </u>	<u> </u>
	84	71
	<u> </u>	<u> </u>

The aggregate payroll costs of the above were:	2022	2021
	£	£
Wages and salaries	2,446,093	1,908,343
Social security costs	243,534	153,864
Other pension costs (note 17)	44,048	37,643
	<u> </u>	<u> </u>
	2,733,675	2,099,850
	<u> </u>	<u> </u>

No salaries or wages have been paid to the Directors in the current or prior year and no contributions were made to a pension on behalf of a Director (2021: £nil).

The Directors of the Company are also the key management personnel.

6. FINANCE COSTS

	2022	2021
	£	£
Interest payable on loans from related parties (note 19)	409,477	248,852
Interest expense on lease liabilities (note 9)	83,641	94,320
	<u> </u>	<u> </u>
	493,118	343,172
	<u> </u>	<u> </u>

NOTES TO THE FINANCIAL STATEMENTS

YEAR ENDED 31 DECEMBER 2022

7. TAXATION

(a) Analysis of credit in the year	2022 £	2021 £
Current tax:		
Group relief (receivable)/payable	(141,965)	-
Adjustments to prior years	(36,926)	-
Total tax credit	(178,891)	-

(b) Factors affecting current tax credit

The tax assessed on the loss for the year varies from the effective rate of corporation tax in the UK of 19% (2021: 19%).

	2022 £	2021 £
Loss before taxation	(952,073)	(2,728,754)
Loss at effective rate of 19% (2021: 19%)	(180,894)	(518,463)
Fixed asset differences	60,543	63,066
Expenses not deductible	1,123	2,454
Income not taxable for tax purposes	(30,875)	-
Group relief surrendered/(claimed)	141,965	-
Payment/(receipt) for group relief	(141,965)	-
Adjustments to tax charge in respect of prior years	(36,926)	-
Remeasurement of deferred tax for changes in tax rates	(2,570)	(413,605)
Deferred tax not recognised	10,708	866,548
Total current tax credit (note 7(a))	(178,891)	-

(c) Factors that may affect future tax charges

No provision has been made for the deferred tax asset of £1,688,153 calculated at 25% (2021: £1,723,355 calculated at 25%) arising from depreciation of equipment, fixtures and fittings in excess of taxation allowances available and available losses because the timing of profits is uncertain.

The claim for taxation allowances and the recoverability of the deferred tax asset is dependent on the availability of sufficient future taxable profits of the Company against which unused taxation allowances and losses can be utilised. In such circumstances the Company recognises that, at the statement of financial position date, it may not be appropriate to provide for the deferred tax asset.

The UK Government announced in the 2021 budget that from 1 April 2023, the rate of corporation tax in the United Kingdom will increase from 19% to 25%. Companies with profits of £50,000 or less will continue to be taxed at 19%, which is a new small profits rate. Where taxable profits are between £50,000 and £250,000, the higher 25% rate will apply but with a marginal relief applying as profits increase.

NOTES TO THE FINANCIAL STATEMENTS

YEAR ENDED 31 DECEMBER 2022

8. PROPERTY, PLANT AND EQUIPMENT	Fixtures & fittings £	Equipment £	Total £
Cost			
At 1 January 2021	7,112,024	33,440	7,145,464
Additions	15,583	-	15,583
Disposals	(96,425)	(2,395)	(98,820)
At 31 December 2021	7,031,182	31,045	7,062,227
Additions	52,980	6,354	59,334
Disposals	(396,492)	(2,428)	(398,920)
At 31 December 2022	6,687,670	34,971	6,722,641
Depreciation			
At 1 January 2021	2,752,505	11,123	2,763,628
Charge for the year	896,103	7,630	903,733
Eliminated on disposal	(96,425)	(2,395)	(98,820)
At 31 December 2021	3,552,183	16,358	3,568,541
Charge for the year	878,842	7,420	886,262
Eliminated on disposal	(390,671)	(2,427)	(393,098)
At 31 December 2022	4,040,354	21,351	4,061,705
Net book value			
At 31 December 2022	2,647,316	13,620	2,660,936
At 31 December 2021	3,478,999	14,687	3,493,686

NOTES TO THE FINANCIAL STATEMENTS

YEAR ENDED 31 DECEMBER 2022

9. RIGHT-OF-USE ASSET	Land & Buildings £	Motor Vehicles £	Total £
Cost			
At January 2021	6,449,873	94,625	6,544,498
Additions	-	-	-
Disposals	-	(25,675)	(25,675)
At 1 January 2022	6,449,873	68,950	6,518,823
Additions	-	20,166	20,166
Disposals	-	(68,950)	(68,950)
At 31 December 2022	6,449,873	20,166	6,470,039
Depreciation			
At January 2021	1,172,704	48,384	1,221,088
Charge for the year	586,352	30,765	617,117
Eliminated on disposal	-	(25,675)	(25,675)
At 1 January 2022	1,759,056	53,474	1,812,530
Charge for the year	586,352	20,129	606,481
Eliminated on disposal	-	(68,950)	(68,950)
At 31 December 2022	2,345,408	4,653	2,350,061
Net book value			
At 31 December 2022	4,104,465	15,513	4,119,978
At 31 December 2021	4,690,817	15,476	4,706,293

The Company leases two properties and one motor vehicle for which the remaining lease term is 7 years and 1 years respectively. The motor vehicle lease is due to expire within one year.

Amounts recognised in the statement of comprehensive income

The statement of comprehensive income shows the following amounts relating to leases:

	2022 £	2021 £
Depreciation expense on right-of-use asset	606,481	617,117
Interest expense on lease liabilities	83,641	94,320
Changes in lease payments that arise from rent deferrals to which the lessee has applied the practical expedient	-	(162,500)

The prior year rent deferral of £162,500 has now been released to the profit and loss.

The total cash outflow for leases amounted to £957,087 (2021: £487,500).

The property leases in which the Company is the lessee contains variable additional rentals linked to sales generated from the leased property. During 2022, the Company paid additional rent in relation to the variable rental of £307,087 (2021: £nil).

NOTES TO THE FINANCIAL STATEMENTS

YEAR ENDED 31 DECEMBER 2022

10. INVENTORIES	2022	2021
	£	£
Goods for resale	167,197	125,032

11. AMOUNTS DUE FROM RELATED PARTIES	2022	2021
	£	£
Due within one year		
Trafalgar Management Services Limited	-	444,766
Montague Travcorp Limited	29,612	-
Rubens Travcorp Limited	103,917	-
Kensington Court Limited	39,677	-
	<u>173,206</u>	<u>444,766</u>

12. TRADE AND OTHER RECEIVABLES	2022	2021
	£	£
Trade receivables	338,123	125,378
Other receivables	5,544	5,544
Prepayments and accrued income	95,623	66,057
	<u>439,290</u>	<u>196,979</u>

The ageing analysis of trade receivables is as follows:	2022	2021
	£	£
Neither past due nor impaired	305,974	120,355
Between 31 and 90 days	31,745	4,973
Between 91 and 120 days	404	50
	<u>338,123</u>	<u>125,378</u>

There is no provision for impairment of trade receivables as the Directors believe all balances to be recoverable.

13. CASH AND CASH EQUIVALENTS	2022	2021
	£	£
Cash and cash equivalents	<u>219,602</u>	<u>40,745</u>

Cash and cash equivalents bear interest at an effective interest rate ranging from 0% to 0.05% (2021: 0% to 0.05%).

NOTES TO THE FINANCIAL STATEMENTS

YEAR ENDED 31 DECEMBER 2022

14. AMOUNTS DUE TO RELATED PARTIES	2022 £	2021 £
------------------------------------	-----------	-----------

Due in more than one year

Travcorp Financial Services Limited (note 19)	17,817,740	17,408,263
---	------------	------------

The loan bears interest at 2% above the bank base rate (see note 19).

	2022 £	2021 £
--	-----------	-----------

Due in less than one year

Red Carnation Hotel Group	658,287	658,287
Chesterfield (Mayfair) Limited	841,114	841,114
Montague Management Services Limited	38,237	38,237
Rubens Management Services Limited	96,299	96,299
Kensington Court Limited	1,766,249	1,766,249
Milestone Travcorp Limited	9,422,844	8,703,725
Red Carnation Hotels (UK) Limited	3,839,166	4,959,737
	<u>16,662,196</u>	<u>17,063,648</u>

15. TRADE AND OTHER PAYABLES	2022 £	2021 £
------------------------------	-----------	-----------

Social security and other taxes	76,203	155,001
Accruals and deferred income	714,114	530,745
	<u>790,317</u>	<u>685,746</u>

Deferred income consists of amounts received in advance for services to be provided in the next financial year.

16. LEASE LIABILITIES	2022 £	2021 £
-----------------------	-----------	-----------

Analysed as:

Current	592,378	582,332
Non-current	3,663,617	4,240,369
	<u>4,255,995</u>	<u>4,822,701</u>

Maturity Analysis

Within one year	592,378	582,332
Between two and five years	2,409,721	2,368,277
After five years	1,253,896	1,872,092
	<u>4,255,995</u>	<u>4,822,701</u>

The Company does not face a significant liquidity risk with regards to its lease liabilities. Lease liabilities are monitored within the Company's treasury function.

NOTES TO THE FINANCIAL STATEMENTS

YEAR ENDED 31 DECEMBER 2022

16. LEASE LIABILITIES (continued)

The undiscounted future cash flows on leases at 31 December 2022 were as follows:

	2022 £	2021 £
Within one year	665,626	650,000
Between two and five years	2,600,000	2,600,000
After five years	1,300,000	1,950,000
	<u>4,565,626</u>	<u>5,200,000</u>

17. PENSIONS

The Company contributes to a defined contribution scheme. Contributions are charged to the statement of comprehensive income as incurred. The pension cost of £44,048 (2021: £37,643) was paid to these funds. There were no outstanding contributions at year end (2021: £nil).

18. FINANCIAL RISK MANAGEMENT OBJECTIVES AND POLICIES

The Company holds or issues financial instruments in order to achieve three main objectives, as follows:

- a) to finance its operations;
- b) to manage its exposure to interest risk from its operations and from its sources of finance;
and
- c) for trading purposes.

In addition, various financial instruments (e.g. related party receivables, related party payables, and other) arise directly from the Company's operations.

Transactions in financial instruments result in the Company assuming or transferring to another party one or more of the financial risks described below.

Credit risk

The Company has no significant concentrations of credit risk. Amounts shown in the statement of financial position best represent the maximum credit risk exposure in the event of other parties failing to perform their obligations under financial instruments.

The Company monitors credit risk closely and considers that its current policies of credit checks meet its objectives of managing exposure to credit risk.

The ultimate parent entity confirms that group liabilities will not be demanded whilst the Company's liabilities exceed its assets. The loan with The Travel Corporation Limited was due for repayment on 1 January 2021. This loan was re-financed on the same date at the same rate of interest. It is not due for repayment until 2027.

NOTES TO THE FINANCIAL STATEMENTS

YEAR ENDED 31 DECEMBER 2022

18. FINANCIAL RISK MANAGEMENT OBJECTIVES AND POLICIES (continued)

Liquidity risk

The Company at all times maintains adequate committed credit facilities in order to meet all its commitments as and when they fall due. Long term borrowing, where it exists, is funded from within The Travel Corporation group. Travcorp Financial Services Limited has guaranteed to provide any future funding requirements of the Company to enable it to meet its liabilities as they fall due. Unless disclosed, related party receivables and loans do not bear interest and the Directors are of the opinion that the carrying value is not materially different from the fair value.

Contractual Cash Flows	Carrying amount £	Total cash flow £	6 months or less £	6 to 12 months £	1 to 2 years £	2 to 5 years £	More than 5 years £
Loan from group undertaking 2021	17,408,263	18,885,122	-	-	-	-	18,885,122
Loan from group undertaking 2022	17,817,740	20,417,030	-	-	-	-	20,417,030

Interest rate risk

The Company is exclusively funded by related party borrowings.

Interest rate sensitivity analysis

Interest rate sensitivity analysis has been determined based on the exposure to interest rates for non-derivative instruments at the statement of financial position date. Based on the above assumptions if interest rates had been 0.5% higher/lower and all other variables were held constant, the Directors have concluded that there would not be a material impact on the financial statements.

Foreign exchange risk

The Company operates exclusively within the UK and is not directly exposed to foreign exchange risk. Hedging instruments are therefore not used and there would be no financial impact of a change in the exchange rates.

Capital risk management

The Company aims to manage its overall capital so as to ensure the Company continues to operate as a going concern, whilst providing an adequate return to shareholders.

The Company's capital structure represents the equity attributable to the shareholders of the Company together with borrowings and cash and cash equivalents.

NOTES TO THE FINANCIAL STATEMENTS

YEAR ENDED 31 DECEMBER 2022

18. FINANCIAL RISK MANAGEMENT OBJECTIVES AND POLICIES (continued)

Term and debt repayment analysis

In respect of interest-bearing financial liabilities, the table below indicates their effective interest rates at the statement of financial position date.

	Nominal rate of interest	Year of maturity	2022		2021	
			Fair value £	Carrying amount £	Fair value £	Carrying amount £
Unsecured loans from group undertakings	5.50%	2027	20,417,030	11,814,957	18,885,122	11,814,957
Additional Unsecured loans from group undertakings	5.50%	2027	-	-	-	-
Interest accruing on the above unsecured loans from group undertakings	0.00%	2027	-	6,002,783	-	5,593,306
			<u>20,417,030</u>	<u>17,817,740</u>	<u>18,885,122</u>	<u>17,408,263</u>

The fair values of loans from related parties have been determined by discounting cash flow projections at rates of interest having regard to the specific risks attached to them.

19. RELATED PARTY TRANSACTIONS

During the year the Company incurred expenses from related parties as follows:

		2022 £	2021 £
Red Carnation Hotels (U.K.) Limited	Management charges	1,113,332	800,712
Milestone Travcorp Limited	Rent	936,574	487,500
Milestone Travcorp Limited	Rental waiver	(162,500)	-
Travcorp Financial Services Limited	Loan interest	409,477	248,842
		<u>1,296,883</u>	<u>1,537,054</u>

During the year the company provided services in respect of accommodation to other members of the group as follows :

	2022 £	2021 £
Brendon Vacations	2,604	-
Evans and Evans	18,767	1,645
	<u>21,371</u>	<u>1,645</u>

NOTES TO THE FINANCIAL STATEMENTS

YEAR ENDED 31 DECEMBER 2022

19. RELATED PARTY TRANSACTIONS (continued)

	2022	2021
	£	£
Travcorp Financial Services Limited	17,817,740	17,408,263

The Company had balances outstanding on interest free loans, which are unsecured and payable within one year:

	2022	2021
	£	£
Red Carnation Hotel Group Limited	658,287	658,287
Chesterfield (Mayfair) Limited	841,114	841,114
Montague Management Services Limited	38,237	38,237
Rubens Management Services Limited	96,299	96,299
Kensington Court Limited	1,766,249	1,766,249
Milestone Travcorp Limited	9,422,844	8,703,725
Red Carnation Hotels (UK) Limited	3,839,166	4,959,737
	<u>16,662,196</u>	<u>17,063,648</u>

Amounts owing by related parties, which are interest free, unsecured and recoverable on demand:

	2022	2021
	£	£
Trafalgar Management Services Limited	-	444,766
Kensington Court Limited	39,677	-
Montague Travcorp Limited	29,612	-
Rubens Travcorp Limited	103,917	-
	<u>173,206</u>	<u>444,766</u>

Within other receivables (note 12) there is a balance due from Mrs. Tollman, who has interests in the ultimate parent Company, amounting to £5,544 (2021: £5,544). There has been no movement on the balance during the year and the balance does not accrue interest.

Details of the Company's immediate parent and of the ultimate controlling party are included at note 22.

NOTES TO THE FINANCIAL STATEMENTS

YEAR ENDED 31 DECEMBER 2022

20. SHARE CAPITAL

	2022		2021	
	Number	£	Number	£
Allotted, called up and fully paid				
Ordinary shares of £1 each	1,250,000	1,250,000	1,250,000	1,250,000
	<u> </u>	<u> </u>	<u> </u>	<u> </u>
Equity shares				
Ordinary shares of £1 each	1,250,000	1,250,000	1,250,000	1,250,000
	<u> </u>	<u> </u>	<u> </u>	<u> </u>

21. EVENTS AFTER THE REPORTING DATE

There have been no significant events affecting the Company since the year end.

22. CONTROLLING PARTY AND PARENT COMPANIES

The Company's ultimate parent undertaking is The Travel Corporation Limited, a Company incorporated in the British Virgin Islands. The Travel Corporation Limited is considered to be the Company's controlling party.

The largest group in which the results of the Company are consolidated is that headed by The Travel Corporation Limited, a Company incorporated in the British Virgin Islands. The financial statements of this Company are not available to the public. The smallest group in which they are consolidated is that headed by Chesterfield (Mayfair) Limited, its immediate parent Company, a Company registered in England and Wales.

Copies of the consolidated financial statements of Chesterfield (Mayfair) Limited are available to the public from the Registrar of Companies.