


# **Chevron Products UK Limited**

Annual Report for the year ended 31 December 2018

Company number 3600726

FRIDAY



\*L8EWZUZ\*

LD2

27/09/2019

#2

COMPANIES HOUSE

---

## CHEVRON PRODUCTS UK LIMITED

---

### STRATEGIC REPORT FOR THE YEAR ENDED 31 DECEMBER 2018

The Directors present their strategic report on Chevron Products UK Limited ('CPUK', or 'the company') for the year ended 31 December 2018.

#### Principal activities

The company's principal activities are the sale and marketing of marine lubricants, the sale of finished lubricants, the supply and optimisation of crude oil and finished products, liquefied petroleum and natural gas and the provision of services to affiliated and other Chevron Group companies. CPUK is also the holding company for Chevron North Sea Limited, which is engaged in exploration and production operations in the North Sea.

#### Business review

The company made a profit for the financial year of £599,157,000 (2017 – loss of £11,018,000) with dividends received £599,672,000 (2017 - £15,000,000) in an environment of challenging market conditions which have existed throughout the year. The profit for the year is primarily attributable to dividends received from Subsidiary and exchange gains on foreign currency denominated loans.

The net assets of the company at the year-end were £883,088,000 (2017 - £883,097,000).

#### Key performance indicators


The company's directors believe that the key performance indicators of CPUK are profit and safe operations. Profitability is measured through the return on capital employed (ROCE) generated by the business and safety through the use of loss prevention systems to monitor and improve safety performance throughout its operations. The company reached its goal of safe operations throughout 2018 and incurred no material safety incidents.

#### Principal risks and uncertainties

The key business risk and uncertainty affecting the management of the business and the execution of the company strategy is the movement of commodity prices. Management mitigate this risk using derivative swaps, futures and forward physical contracts.

#### Future developments

There are no other planned changes to the current principal activities of the company and it is the intention of the directors that the company will continue these activities for the foreseeable future.



On behalf of the board

S.W. Wright  
Director  
1 Westferry Circus  
Canary Wharf  
London E14 4HA  
25 September 2019

---

## CHEVRON PRODUCTS UK LIMITED

---

### DIRECTORS' REPORT FOR THE YEAR ENDED 31 DECEMBER 2018

The Directors present their report and the audited financial statements of Chevron Products UK Limited ('CPUK', or 'the company'), for the year ended 31 December 2018.

#### Financial risk management

##### *Price risk*

The company engages in commodity derivative instrument activity with the intention of managing the price risk posed by physical transactions. The instruments used are derivatives swaps, futures and physical forward contracts.

##### *Credit risk*

The company has implemented policies that require appropriate credit checks on customers before sales are made. The overall level of indebtedness is monitored closely by the company's credit group.

##### *Liquidity and cash flow risk*

The company seeks to manage financial risk, to ensure sufficient liquidity is available to meet foreseeable needs and to invest cash assets safely and profitably. This is achieved by placing surplus funds on deposit. Chevron Corporation regularly reviews the financing structure for all its group companies. Following such a review loans may be repaid prior to maturity date, extended beyond maturity date or replaced by alternative funding arrangements.

##### *Interest rate risk*

The company can have both interest bearing assets and liabilities which are generally held at floating rates. These are monitored on a daily basis by a treasury management group and an appropriate structure of investments and borrowings maintained. The company does not hedge interest rate risks.

##### *Foreign exchange risk*

The company has assets and liabilities denominated in foreign currencies. The company does not use derivative financial instruments to manage the risk of fluctuating exchange rates and as such no hedge accounting is applied.

#### Results and dividends

The company's profit for the financial year was £599,157,000 (2017 – loss of £11,018,000). Dividends of £599,672,000 (2017 – £15,000,000) were paid during the year ended 31 December 2018. This has resulted in an overall increase of £3,719,000 (2017: decrease of £26,018,000) in retained earnings during the year. The directors do not recommend that a final dividend should be paid. Net assets of the company at the year-end were £883,088,000 (2017 - £883,097,000).

#### Directors

During the financial year and up until the date of this report the directors of the company were:

J. G. Cameron  
S.W. Wright  
M.A. Knights (resigned 31 July 2019)  
M. Lyon  
M.J.J. Williams  
G.G.Cole  
R. A. Lewis (resigned 27 March 2018)  
N. Ali (appointed 27 March 2018)

## **DIRECTORS' REPORT FOR THE YEAR ENDED 31 DECEMBER 2018 (continued)**

None of the directors, at any point during the year, had a material interest in any contract which was significant to the company's business, other than his / her own contract of service.

### **Qualifying third party indemnity provisions**

The company maintains liability insurance for its directors and officers. The company also provides an indemnity for its directors, which is a qualifying third-party indemnity provision for the purposes of the Companies Act 2006. The indemnity was in force throughout the last financial year and at the date of the approval of the financial statements.

### **Donations**

Charitable donations made during the year were £12,240 (2017: £7,927).

### **Supplier payment policy**

The company's policy is to agree terms of payment for each transaction and to abide by the terms of payment. Trade creditors of the company at 31 December 2018 were equivalent to 19 days (2017 – 5 days) purchases based on the average daily amount invoiced by suppliers during the financial year.

### **Preparation of financial statements**

The financial statements have been prepared under the FRS102 basis as modified by the recognition of certain financial assets and liabilities measured at fair value.

### **Employment policy, employee involvement and consultation**

It is the company's policy to ensure that all employees receive equal treatment and are judged solely on merit and capability. Company policy also aims to ensure that all job applications from disabled people receive full and fair consideration. Every effort is made to continue the employment of, and arrange appropriate training for, those employees who become disabled during their period of employment. In common with all other employees, disabled people are given equal opportunities and, where appropriate, special training to progress within the company.

The company remains committed to the principle of employee involvement and has continued its practice of systematically providing employees with information on matters of concern to them. The company consults with employees in order that their views can be taken into account on such matters as are appropriate.

The company communicates and consults with employees at the local level through regular formal meetings and as necessary by ad hoc consultation and negotiation with the employees and their representatives. A staff employee representation programme council system is also operated, election being made by ballot, with panels which provide a regular forum for the exchange and discussion of ideas. The company ensures by this channel of communication that elected employee representatives are consulted regularly on a wide range of matters affecting the current and future interests of all employees. In addition, the company uses various methods to communicate business related activities to employees. These include articles being posted on the company intranet site, videos, email and on-site meetings.

Employees who work for CPUK may be entitled to join the Chevron Energy Limited (CEL) (pre 1 July 2012, Chevron United Kingdom Limited (CUKL) Share Incentive Plan. This was set up on 1 January 2003 and is administered by Link Asset Services of The Registry, 34 Beckenham Road, Beckenham, Kent BR3 4TU. Under the rules of the scheme CEL will match every share bought by an employee in Chevron Corporation with 2 matching shares. These matching shares will be held in a UK registered trust until the employee has completed 3 years of service. Further details of the scheme are disclosed in the financial statements of CEL.

### **Future developments**

Future developments are included in the Strategic Report on page 1.

**DIRECTORS' REPORT FOR THE YEAR ENDED 31 DECEMBER 2018 (continued)**

***Statement of directors' responsibilities in respect of the financial statements***

The directors are responsible for preparing the Annual Report and the financial statements in accordance with applicable law and regulation.

Company law requires the directors to prepare financial statements for each financial year. Under that law the directors have prepared the financial statements in accordance with United Kingdom Generally Accepted Accounting Practice (United Kingdom Accounting Standards, comprising FRS 102 "The Financial Reporting Standard applicable in the UK and Republic of Ireland", and applicable law). Under company law the directors must not approve the financial statements unless they are satisfied that they give a true and fair view of the state of affairs of the company and of the profit or loss of the company for that period. In preparing the financial statements, the directors are required to:

- select suitable accounting policies and then apply them consistently;
- state whether applicable United Kingdom Accounting Standards, comprising FRS 102, have been followed, subject to any material departures disclosed and explained in the financial statements;
- make judgements and accounting estimates that are reasonable and prudent; and
- prepare the financial statements on the going concern basis unless it is inappropriate to presume that the company will continue in business.

The directors are responsible for keeping adequate accounting records that are sufficient to show and explain the company's transactions and disclose with reasonable accuracy at any time the financial position of the company and enable them to ensure that the financial statements comply with the Companies Act 2006. The directors are also responsible for safeguarding the assets of the company and hence for taking reasonable steps for the prevention and detection of fraud and other irregularities.

In the case of each director in office at the date the Directors' Report is approved:

- so far as the director is aware, there is no relevant audit information of which the company's auditors are unaware; and
- they have taken all the steps that they ought to have taken as a director in order to make themselves aware of any relevant audit information and to establish that the company's auditors are aware of that information.

**Disclosure of information to auditors**

As at the date of this report, each director of the company confirms that:


- so far as each director is aware, there is no relevant audit information of which the company's auditors are unaware;
- the director has taken all the steps that he/ she ought to have taken as a director in order to make himself/ herself aware of any relevant audit information and to establish that the company's auditors are aware of that information.

**Independent Auditors**

The auditors, PricewaterhouseCoopers LLP, have indicated their willingness to be re-appointed and pursuant to an elective resolution adopted by the company, have automatically been re-appointed as the company's auditors.

On behalf of the board

S.W. Wright  
Director  
1 Westferry Circus  
Canary Wharf  
London E14 4HA  
25 September 2019



## ***Independent auditors' report to the members of Chevron Products UK Limited***

### **Report on the audit of the financial statements**

---

#### **Opinion**

In our opinion, Chevron Products UK Limited's financial statements:

- give a true and fair view of the state of the company's affairs as at 31 December 2018 and of its profit for the year then ended;
- have been properly prepared in accordance with United Kingdom Generally Accepted Accounting Practice (United Kingdom Accounting Standards, comprising FRS 102 "The Financial Reporting Standard applicable in the UK and Republic of Ireland", and applicable law); and
- have been prepared in accordance with the requirements of the Companies Act 2006.

We have audited the financial statements, included within the Annual Report, which comprise: the balance sheet as at 31 December 2018; the statement of comprehensive income, the statement of changes in equity for the year then ended; and the notes to the financial statements, which include a description of the significant accounting policies.

---

#### **Basis for opinion**

We conducted our audit in accordance with International Standards on Auditing (UK) ("ISAs (UK)") and applicable law. Our responsibilities under ISAs (UK) are further described in the Auditors' responsibilities for the audit of the financial statements section of our report. We believe that the audit evidence we have obtained is sufficient and appropriate to provide a basis for our opinion.

#### ***Independence***

We remained independent of the company in accordance with the ethical requirements that are relevant to our audit of the financial statements in the UK, which includes the FRC's Ethical Standard, and we have fulfilled our other ethical responsibilities in accordance with these requirements.

---

#### **Conclusions relating to going concern**

ISAs (UK) require us to report to you when:

- the directors' use of the going concern basis of accounting in the preparation of the financial statements is not appropriate; or
- the directors have not disclosed in the financial statements any identified material uncertainties that may cast significant doubt about the company's ability to continue to adopt the going concern basis of accounting for a period of at least twelve months from the date when the financial statements are authorised for issue.

We have nothing to report in respect of the above matters.

However, because not all future events or conditions can be predicted, this statement is not a guarantee as to the company's ability to continue as a going concern. For example, the terms on which the United Kingdom may withdraw from the European Union are not clear, and it is difficult to evaluate all of the potential implications on the company's trade, customers, suppliers and the wider economy.

---

#### **Reporting on other information**

The other information comprises all of the information in the Annual Report other than the financial statements and our auditors' report thereon. The directors are responsible for the other information. Our opinion on the financial statements does not cover the other information and, accordingly, we do not express an audit opinion or, except to the extent otherwise explicitly stated in this report, any form of assurance thereon.

In connection with our audit of the financial statements, our responsibility is to read the other information and, in doing so, consider whether the other information is materially inconsistent with the financial statements or our knowledge obtained in the audit, or otherwise appears to be materially misstated. If we identify an apparent material inconsistency or material misstatement, we are required to perform procedures to conclude whether there is a material misstatement of the financial statements or a material misstatement of the other information. If, based on the work we have performed, we conclude that there is a material misstatement of this other information, we are required to report that fact. We have nothing to report based on these responsibilities.

---

## CHEVRON PRODUCTS UK LIMITED

---

With respect to the Strategic Report and Directors' Report, we also considered whether the disclosures required by the UK Companies Act 2006 have been included.

Based on the responsibilities described above and our work undertaken in the course of the audit, ISAs (UK) require us also to report certain opinions and matters as described below.

### *Strategic Report and Directors' Report*

In our opinion, based on the work undertaken in the course of the audit, the information given in the Strategic Report and Directors' Report for the year ended 31 December 2018 is consistent with the financial statements and has been prepared in accordance with applicable legal requirements.

In light of the knowledge and understanding of the company and its environment obtained in the course of the audit, we did not identify any material misstatements in the Strategic Report and Directors' Report.

---

## **Responsibilities for the financial statements and the audit**

### *Responsibilities of the directors for the financial statements*

As explained more fully in the Statement of Directors' Responsibilities set out on page 4, the directors are responsible for the preparation of the financial statements in accordance with the applicable framework and for being satisfied that they give a true and fair view. The directors are also responsible for such internal control as they determine is necessary to enable the preparation of financial statements that are free from material misstatement, whether due to fraud or error.

In preparing the financial statements, the directors are responsible for assessing the company's ability to continue as a going concern, disclosing as applicable, matters related to going concern and using the going concern basis of accounting unless the directors either intend to liquidate the company or to cease operations, or have no realistic alternative but to do so.

### *Auditors' responsibilities for the audit of the financial statements*

Our objectives are to obtain reasonable assurance about whether the financial statements as a whole are free from material misstatement, whether due to fraud or error, and to issue an auditors' report that includes our opinion. Reasonable assurance is a high level of assurance, but is not a guarantee that an audit conducted in accordance with ISAs (UK) will always detect a material misstatement when it exists. Misstatements can arise from fraud or error and are considered material if, individually or in the aggregate, they could reasonably be expected to influence the economic decisions of users taken on the basis of these financial statements.

A further description of our responsibilities for the audit of the financial statements is located on the FRC's website at: [www.frc.org.uk/auditorsresponsibilities](http://www.frc.org.uk/auditorsresponsibilities). This description forms part of our auditors' report.

### *Use of this report*

This report, including the opinions, has been prepared for and only for the company's members as a body in accordance with Chapter 3 of Part 16 of the Companies Act 2006 and for no other purpose. We do not, in giving these opinions, accept or assume responsibility for any other purpose or to any other person to whom this report is shown or into whose hands it may come save where expressly agreed by our prior consent in writing.

---

## **Other required reporting**

### **Companies Act 2006 exception reporting**

Under the Companies Act 2006 we are required to report to you if, in our opinion:

- we have not received all the information and explanations we require for our audit; or
- adequate accounting records have not been kept by the company, or returns adequate for our audit have not been received from branches not visited by us; or
- certain disclosures of directors' remuneration specified by law are not made; or
- the financial statements are not in agreement with the accounting records and returns.

We have no exceptions to report arising from this responsibility.



Richard French (Senior Statutory Auditor)

for and on behalf of PricewaterhouseCoopers LLP  
Chartered Accountants and Statutory Auditors  
London

25 September 2019

---

**CHEVRON PRODUCTS UK LIMITED**

---

**Statement of Comprehensive Income  
For The Year Ended 31 December 2018**

	Note	2018 £'000	2017 £'000
<b>Revenue</b>	3	<b>3,430,689</b>	<b>2,686,166</b>
Cost of sales		(3,324,503)	(2,584,453)
<b>Gross profit</b>		<b>106,186</b>	<b>101,713</b>
Distribution costs		(75,765)	(69,788)
Administrative expenses		(36,377)	(33,193)
Other operating expenses		(2,335)	(648)
<b>Operating loss</b>	4	<b>(8,291)</b>	<b>(1,916)</b>
Income from Shares in group undertakings		599,672	-
Interest receivable and similar income	6	10,379	1,793
Interest payable and similar expenses	7	(101)	(12,024)
<b>Profit / (Loss) before taxation</b>		<b>601,659</b>	<b>(12,147)</b>
Tax on Profit / (loss)	10	(2,502)	1,129
<b>Profit / (Loss) for the financial year</b>		<b>599,157</b>	<b>(11,018)</b>




**CHEVRON PRODUCTS UK LIMITED**

**Balance Sheet as at 31 December 2018**

	Note	2018 £'000	2017 £'000
<b>Fixed assets</b>			
Intangible assets	11	8	10
Tangible assets	12	8,998	11,330
Investments	13	712,687	707,278
		<b>721,693</b>	<b>718,618</b>
<b>Current assets</b>			
Stocks	14	4,335	508
Debtors	15	650,211	344,457
Cash at bank and in hand		197	375
		<b>654,743</b>	<b>345,340</b>
<b>Creditors: amounts falling due within one year</b>	16	(493,348)	(180,861)
<b>Net current assets</b>		<b>161,395</b>	<b>164,479</b>
<b>Total assets less current liabilities</b>		<b>883,088</b>	<b>883,097</b>
Derivative Instruments		-	-
<b>Net assets</b>		<b>883,088</b>	<b>883,097</b>
<b>Capital and reserves</b>			
Called up share capital	17	20,000	20,000
Share premium account		697,277	697,277
Equity reserve		8,067	7,561
Retained earnings		157,744	158,259
<b>Total shareholders' funds</b>		<b>883,088</b>	<b>883,097</b>

The notes on pages 10 to 26 are an integral part of these financial statements.

The financial statements on pages 7 to 26 were approved by the board of directors on 25 September 2019 and were signed on its behalf by:



S.W. Wright  
Director  
Registered number: 3600726

**CHEVRON PRODUCTS UK LIMITED**

**Statement of Changes in Equity  
For The Year Ended 31 December 2018**

	Called up Share capital	Equity Reserve	Share Premium account	Retained Earnings	Total Equity
	£'000	£'000	£'000	£'000	£'000
<b>Balance at 1 January 2018</b>	<b>20,000</b>	<b>7,561</b>	<b>697,277</b>	<b>158,259</b>	<b>883,097</b>
Profit for the financial year	-	-	-	599,157	599,157
<b>Total comprehensive income for the period</b>	-	-	-	599,157	599,157
Transactions with owners, recognized directly in equity:					
Charge from parent for equity-settled share-based payments	-	506	-	-	506
Dividends	-	-	-	(599,672)	(599,672)
Total transactions with owners, recognised directly in equity	-	506	-	(599,672)	(599,166)
<b>Balance at 31 December 2018</b>	<b>20,000</b>	<b>8,067</b>	<b>697,277</b>	<b>157,744</b>	<b>883,088</b>

	Called up Share capital	Equity Reserve	Share Premium account	Retained Earnings	Total Equity
	£'000	£'000	£'000	£'000	£'000
<b>Balance at 1 January 2017</b>	<b>20,000</b>	<b>5,962</b>	<b>697,277</b>	<b>184,277</b>	<b>907,516</b>
Loss for the financial year	-	-	-	(11,018)	(11,018)
<b>Total comprehensive expense for the period</b>	-	-	-	(11,018)	(11,018)
Transactions with owners, recognized directly in equity:					
Charge from parent for equity-settled share-based payments	-	1,599	-	-	1,599
Dividends	-	-	-	(15,000)	(15,000)
Total transactions with owners, recognised directly in equity	-	1,599	-	(15,000)	(13,401)
<b>Balance at 31 December 2017</b>	<b>20,000</b>	<b>7,561</b>	<b>697,277</b>	<b>158,259</b>	<b>883,097</b>

Retained earnings represents accumulated comprehensive income/expense for the year and prior periods plus share-based payments adjustments and related tax credits, charges from the parent company for share-based payments, less dividends paid.

---

## CHEVRON PRODUCTS UK LIMITED

---

### Notes to the financial statements for the year ended 31 December 2018

#### General information

The company sells and markets marine lubricants, sells finished lubricants, supplies and optimises crude oil and finished products, liquefied petroleum and natural gas and provides services to affiliated and other Chevron Group companies. It is also the holding company for Chevron's North Sea upstream operations. The company is a private company limited by shares and is incorporated and domiciled in the UK under the laws of England and Wales. The address of its registered office is 1 Westferry Circus, Canary Wharf, London, E14 4HA.

#### 1. Accounting policies

A summary of the principal accounting policies is set out below, together with an explanation of where changes have been made to previous policies on adoption of new accounting standards in the year. The principal accounting policies are set out below and have been applied consistently throughout the year.

##### a) Basis of preparation

The financial statements have been prepared under the historical cost convention as modified by the recognition of certain financial assets and liabilities measured at fair value, on a going concern basis, and in accordance with the Companies Act 2006 under the provision of the Large and Medium-sized Companies and Groups (Accounts and Reports) Regulations 2008 (SI 2008/410) and United Kingdom Generally Accepted Accounting Practice including Financial Reporting Standard 102, 'The Financial Reporting Standard applicable in the United Kingdom and the Republic of Ireland' ('FRS 102').

The Company's ultimate parent undertaking, Chevron Corporation includes the Company in its consolidated financial statements. The consolidated financial statements of Chevron Corporation are available to the public and may be obtained from [www.chevron.com](http://www.chevron.com).

In these financial statements, the company is considered to be a qualifying entity (for the purposes of FRS 102) and has applied the exemptions available under FRS 102:

- Reconciliation of the number of shares outstanding from the beginning to end of the period;
- Cash Flow Statement and related notes:

The company has taken advantage of the exemption, under FRS 102 paragraph 1.12(b), from preparing a statement of cash flows, on the basis that it is a qualifying entity and its ultimate parent company, Chevron Corporation, includes the company's cash flows in its own consolidated financial statements; and

- Key Management Personnel compensation.

As the consolidated financial statements of Chevron Corporation include the equivalent disclosures, the Company has also taken the exemptions under FRS 102 available in respect of the following disclosures:

- Certain disclosures required by FRS 102.26 Share Based Payments; and,
- The disclosures required by FRS 102.11 Basic Financial Instruments and FRS 102.12 Other Financial Instrument Issues in respect of financial instruments not falling within the fair value accounting rules of Paragraph 36(4) of Schedule 1.

The preparation of financial statements in conformity with FRS 102 requires the use of certain critical accounting estimates. It also requires management to exercise its judgement in the process of applying the company's accounting policies. The areas involving a higher degree of judgement or complexity, or areas where assumptions and estimates are significant to the financial statements are disclosed in note 2.

The directors have a reasonable expectation that the company has adequate resources to continue in operational existence for the foreseeable future. Thus they continue to adopt the going concern basis of accounting in the preparation of the financial statements.

---

## CHEVRON PRODUCTS UK LIMITED

---

### Notes to the financial statements for the year ended 31 December 2018 (continued)

#### 1. Accounting policies (continued):

##### b) Consolidated financial statements

Consolidated financial statements of the company, its subsidiary undertakings and its participatory undertakings have not been prepared. The company is exempt from the requirement to prepare consolidated financial statements under the provisions of section 401 of the Companies Act 2006. The financial statements present information about the company as an individual undertaking and not about its group.

##### c) Revenue

Revenue is measured at the fair value of the consideration received or receivable, and represents amounts receivable for sales of marine lubricants, finished lubricants, the supply and optimisation of crude oil and finished products, liquefied petroleum and natural gas and the provision of services to affiliated and other Chevron Group companies. Revenue is recognised when (a) the significant risks and rewards of ownership have been transferred to the buyer; (b) the company retains no continuing involvement or control over the goods; (c) the amount of revenue can be measured reliably; and (d) it is probable that future economic benefits will flow to the entity. Revenue is recognised net of valued added taxes and intra-company transactions. Physical sales are accounted for on a gross basis. Revenue includes net unrealised gain or loss positions on both physical and financial (paper) derivatives, and on realised financial derivatives where these are being used to hedge physical.

##### d) Income from shares in group undertakings

Income from shares in group undertakings relates to dividend income and is recognised when the right to receive payment is established.

##### e) Dividend distributions

Dividend distributions are included in the Company's financial statements in the period in which the dividends are approved by the Company's shareholders.

##### f) Fixed assets

All fixed assets are shown at their historic cost, less accumulated depreciation. Historical cost includes the original purchase price, costs directly attributable to bringing the asset to its working condition for its intended use, dismantling and restoration costs and borrowing costs capitalised.

Depreciation is provided using the straight-line method, with depreciation rates based upon estimated useful life applied to the cost of each class of fixed asset less estimated residual value.

Depreciation is provided as follows:

Leasehold improvements	4 to 16 years
Plant and other equipment	4 to 16 years

Depreciation is not provided on assets in the course of construction until they are brought into use.

All repairs and maintenance are charged to the income statement during the financial year in which they are incurred.

The assets' residual values and useful lives are reviewed, and adjusted if appropriate, at the end of each reporting period.

An impairment loss is recognised for the amount by which the asset's carrying amount exceeds its recoverable amount. The recoverable amount is the higher of an asset's fair value less costs of disposal and value in use.

---

## CHEVRON PRODUCTS UK LIMITED

---

### Notes to the financial statements for the year ended 31 December 2018 (continued)

#### 1. Accounting policies (continued):

##### g) Leases

Payments made under operating leases (net of any incentives received from the lessor) are charged to the Statement of Comprehensive Income on a straight-line basis over the period of the lease.

##### h) Investments

Investments are stated at cost less provisions for impairment. The company assesses at the end of each reporting period whether there is evidence of a triggering event for impairment. If there is, then an impairment review is performed. Such impairment reviews are performed in accordance with FRS 102. Impairments thus arising are recorded in the Statement of Comprehensive Income.

##### i) Stocks

Stocks are stated at the lower of historical cost and estimated selling price less costs to complete and sell. Stocks are recognised as an expense in the period in which the related revenue is recognised. Cost is determined on the Average cost method.

At the end of each reporting period stocks are assessed for impairment. If an item of stock is impaired, the identified stock is reduced to its selling price less costs to complete and sell and an impairment charge is recognised in the Statement of Comprehensive Income. Where a reversal of the impairment is recognised the impairment charge is reversed, up to the original impairment loss, and is recognised as a credit in the Statement of Comprehensive Income.

##### j) Cash

Cash includes cash in hand, deposits held at call with banks, other short-term highly liquid investments with original maturities of three months or less and bank overdrafts. Bank overdrafts are shown within borrowings in current liabilities.

##### k) Taxation

Taxation expense for the period comprises current and deferred tax recognised in the reporting period. Tax is recognised in the Statement of Comprehensive Income, except to the extent that it relates to items recognised in Other comprehensive income.

Current and deferred tax is measured on a non-discounted basis.

##### *Current tax*

Current tax is the amount of income tax payable in respect of the taxable profit for the year or prior years. Tax is calculated on the basis of tax rates and laws that have been enacted or substantively enacted by the period end.

Corporation tax payable is provided on taxable profits at the rate of 19.0% (2017: 19.25%).

##### *Deferred tax*

Deferred tax arises from timing differences that are differences between taxable profits and total comprehensive income as stated in the financial statements. These timing differences arise from the inclusion of income and expenses in tax assessments in periods different from those in which they are recognised in the financial statements. Deferred tax is measured using tax rates and laws that have been enacted or substantively enacted by the period end and that are expected to apply to the reversal of the timing difference.

Deferred tax assets are recognised only to the extent that the directors consider that it is probable that there will be suitable taxable profits from which the future reversal of the underlying timing differences can be deducted.

---

## CHEVRON PRODUCTS UK LIMITED

---

### Notes to the financial statements for the year ended 31 December 2018 (continued)

#### 1. Accounting policies (continued):

##### **l) Short-term benefits**

Short-term benefits, including holiday pay and other similar non-monetary benefits, are recognised as an expense in the period in which the service is received.

##### **m) Pension arrangements**

CPUK participates in the CEL Pension Plan. A portion of the pension contributions made to the plan is allocated to the company in respect of those employees working for CPUK. While the scheme is a defined benefit scheme providing benefits based on final pensionable pay, the assets and liabilities of the scheme cannot be split between each of the companies to which the costs of the scheme are allocated. As such, the scheme is being accounted for in the company's financial statements as a defined contribution scheme. It is accounted for in CEL's financial statements as a defined benefit scheme. Further details of the scheme can be found in the financial statements of CEL, which can be obtained from 1 Westferry Circus, Canary Wharf, London E14 4HA, UK. The annual cost of allocations paid to the scheme is charged to the Statement of Comprehensive Income.

##### **n) Foreign currency**

###### *Functional and presentation currency*

The company's functional and presentation currency is the pound sterling.

Certain transactions of the company are affected in currencies other than sterling. These transactions have been translated into sterling at the rate of exchange prevailing when the transactions took place. Monetary assets and liabilities expressed in other currencies have been translated into sterling at the rate of exchange ruling at the balance sheet date.

Any gain or loss arising from a change in exchange rates subsequent to the date of the transaction is included as an exchange gain or loss in the Statement of Comprehensive Income. Exchange gains or losses relating directly to loans are disclosed as part of interest receivable or interest payable; exchange gains or losses relating to other balance sheet line items are included in operating (expenses)/income.

##### **o) Related parties**

Related party transactions with other entities during the year are disclosed in note 20.

**Notes to the financial statements for the year ended 31 December 2018 (continued)**

**1. Accounting policies (continued):**

**p) Financial Instruments**

Financial instruments are accounted for in accordance with sections 11 and 12 of FRS 102.

*Financial assets*

Basic financial assets, including trade and other receivables, cash and bank balances are initially recognised at transaction price, unless the arrangement constitutes a financing transaction, where the transaction is measured at the present value of the future receipts discounted at a market rate of interest. Such assets are subsequently carried at amortised cost using the effective interest method.

At the end of each reporting period financial assets measured at amortised cost are assessed for objective evidence of impairment. If an asset is impaired the impairment loss is the difference between the carrying amount and the present value of the estimated cash flows discounted at the asset's original effective interest rate. The impairment loss is recognised in the Statement of Comprehensive Income.

If there is decrease on the impairment loss arising from an event occurring after the impairment was recognized, the impairment is reversed. The reversal is such that the current carrying amount does not exceed what the carrying amount would have been had the impairment not previously been recognized. The impairment reversal is recognized in Statement of Comprehensive Income.

Financial assets are derecognised when (a) the contractual rights to the cash flows from the asset expire or are settled, or (b) substantially all the risks and rewards of the ownership of the asset are transferred to another party or (c) control of the asset has been transferred to another party who has the practical ability to unilaterally sell the asset to an unrelated third party without imposing additional restrictions.

*Financial liabilities*

Basic financial liabilities, including trade and other payables, bank loans and loans from fellow group companies, are initially recognised at transaction price, unless the arrangement constitutes a financing transaction, where the debt instrument is measured at the present value of the future receipts discounted at a market rate of interest. Debt instruments are subsequently carried at amortised cost, using the effective interest rate method.

Trade payables are obligations to pay for goods or services that have been acquired in the ordinary course of business from suppliers. Accounts payable are classified as current liabilities if payment is due within one year or less. If not, they are presented as non-current liabilities. Trade payables are recognised initially at transaction price and subsequently measured at amortised cost using the effective interest method.

Financial liabilities are derecognised when the liability is extinguished, that is when the contractual obligation is discharged, cancelled or expires.

*Derivatives*

The main risks arising from the company's financial instruments are market price risk. The ultimate parent company's board reviews and agrees policies for managing the associated risk.

Physical purchases and sales of commodities entered into for the company's own purchase, sales or usage requirements meet the 'own use' exception and are accounted for on an accrual basis. The company engages in commodity derivative instrument activity with the intention of managing the price risk posed by physical transactions. These instruments are initially measured at their fair value (normally the transaction price) and subsequently are marked to market with the profit or loss arising recognised in the Statement of Comprehensive Income in Revenue. Unrealised derivatives include both physical and financial. The company has taken advantage of the exemption within FRS 102 available to qualifying entities from disclosures relating to financial instruments.

Financial assets and liabilities are offset and the net amounts presented in the financial statements when there is an enforceable right to set off the recognised amounts and there is an intention to settle on a net basis or to realise the asset and settle the liability simultaneously.

**Notes to the financial statements for the year ended 31 December 2018 (continued)**

**1. Accounting policies (continued):**

**q) Share based payments**

Eligible employees of the company participate in the CEL (pre 1 July 2012, CUKL) Share Incentive Plan (the plan). The plan enables employees to make monthly contributions out of salary up to prescribed limits. Each month the contributions are used by the trustees of the plan to acquire shares of common stock of Chevron Corporation on the open market (partnership shares). A matching contribution is made to the trustees on behalf of CEL to acquire a matching number of shares (matching shares) on a two-for-one basis. CPUK is charged for the cost of the matching shares acquired, and, in accordance with FRS 102, the cost of the matched portion of the shares is charged to the Statement of Comprehensive Income over the three year vesting period with offset to the equity reserve account as a reduction of the capital contribution.

**r) Provision for liabilities and charges**

*Environmental provision*

Provisions for environmental restoration are recognised when: the company has a present legal or constructive obligation as a result of past events; it is probable that an outflow of resources will be required to settle the obligation; and the amount has been reliably estimated.

Provisions are measured at the present value of the expenditures expected to be required to settle the obligation using a pre-tax rate that reflects current market assessments of the time value of money and the risks specific to the obligation. The increase in the provision due to passage of time is recognised in Finance costs and other charges.

*Contingent liabilities and assets*

Contingent liabilities, arising as a result of past events, are not recognised when (i) it is not probable that there will be an outflow of resources or the amount cannot be reliably measured at the reporting date or (ii) when the existence will be confirmed by the occurrence or non-occurrence of uncertain future events not wholly within the company's control. Contingent liabilities are disclosed in the financial statements unless the probability of an outflow of resources is remote.

Contingent assets are not recognised. Contingent assets are disclosed in the financial statements when an inflow of economic benefits is probable.



---

## CHEVRON PRODUCTS UK LIMITED

---

### Notes to the financial statements for the year ended 31 December 2018 (continued)

#### 2. Critical accounting estimates and judgements

Estimates and judgements are continually evaluated and are based on historical experience and other factors, including expectations of future events that are believed to be reasonable under the circumstances.

##### *Critical judgments in applying accounting policies*

a) Exemptions on transition to FRS 102

The company has elected to use the previous UK GAAP valuation of certain items of property, plant and equipment as the deemed cost on transition to FRS 102. The items are being depreciated from the date of transition (1 January 2014) in accordance with the company's accounting policies.

##### *Critical accounting estimates and assumptions*

The company makes estimates and assumptions concerning the future. The resulting accounting estimates will, by definition, seldom equal the related actual results. The estimates and assumptions that have a significant risk of causing a material adjustment to the carrying amounts of assets and liabilities within the next financial year are addressed below:

a) Useful economic lives of tangible fixed assets

The annual depreciation charge for tangible fixed assets is sensitive to changes in the estimated useful economic lives and residual values of the assets. The useful economic lives and residual values are re-assessed annually and are amended when necessary to reflect current estimates, based on technological advancement, future investments, economic utilisation and the physical condition of the assets. See note 12 for the carrying amount of the tangible fixed assets and note 1(f) for the useful economic lives of each class of asset.

b) Impairment of investments

The company makes an annual assessment of the possible impairment of its investments in subsidiary and other undertakings. When assessing impairment of investments in subsidiary and other undertakings, management considers the net asset value of its investments as well as the future projected cash flows from these investments. See note 13 for the carrying amount of investments in subsidiary and other undertakings.

c) Impairment of debtors

The company makes an estimate of the recoverable value of trade and other debtors. When assessing impairment of trade and other debtors, management considers factors including the current credit rating of the debtor, the ageing profile of debtors and historical experience. See note 15 for the net carrying amount of the debtors and associated impairment provision.

d) Fair value of derivatives

Fair value measurements are estimates of the amounts for which assets or liabilities could be transferred at the measurement date, based on the assumption that such transfers take place between participants in principal markets. Derivatives are recorded at fair value on the Balance Sheet with resulting gains and losses reflected in the Statement of Comprehensive Income. Fair values are derived from published market quotes and other independent third-party quotes.

#### 3. Revenue

In the opinion of the directors the disclosure of revenue, net assets and profits by geographical origin and destination would be seriously prejudicial to the interest of the Company and therefore has not been provided.

#### 4. Operating loss

Operating loss is stated after charging:

	2018 £'000	2017 £'000
Depreciation of owned fixed assets	(3,480)	(3,792)
Operating lease charges (note 18)	(7,238)	(7,177)
Auditors' remuneration (audit services)	(261)	(252)
Net foreign exchange loss	(2,335)	(648)

Auditors' remuneration for non-audit services in 2018 was £nil (2017: £Nil).

## CHEVRON PRODUCTS UK LIMITED

### Notes to the financial statements for the year ended 31 December 2018 (continued)

#### 5. Employee Information

a) Employee costs (including directors) during the year amounted to:

	2018 £'000	2017 £'000
Wages and salaries	(43,037)	(41,123)
Share based payments	(1,236)	(2,315)
Social security costs	(3,767)	(3,602)
Other pension costs	(12,784)	(8,231)
	<b>(60,824)</b>	<b>(55,271)</b>

b) The average monthly number of persons (including UK directors) employed by the company during the year was:

By activity	2018 Number	2017 Number
Sales, marketing & administration	340	339
	<b>340</b>	<b>339</b>

Contracts of service for all Chevron Corporation employees in the UK were held with CUKL from 1 January 2003 to 30 June 2012 and with CEL from 1 July 2012. The related costs of the employees who work for CPUK are disclosed in the financial statements of the company as if they were employed by the company.

The company has taken advantage of the exemption available under FRS 102 'Retirement Benefits' to treat pension contributions made to the defined benefit scheme operated by CEL (operated by CUKL up to 30 June 2012 and by CEL from 1 July 2012) as if they were contributions to a defined contribution scheme where contributions to the scheme are charged to the profit and loss account as they are paid. The company has taken advantage of the exemption as it is not possible to accurately attribute the assets and liabilities of the scheme operated by CEL to the individual entities to which contributions to the scheme are allocated. The cost of the contributions to the defined benefit scheme for the year amounted to £12,784,000 (2017: £8,231,000). As at the balance sheet date there was a surplus of £206,500,000 (2017: £121,500,000) in this scheme.

Further detail of the scheme can be found in the financial statements of CEL which can be obtained from 1 Westferry Circus, Canary Wharf, London E14 4HA. The assets of the scheme are held separately from those of the parent in a self-administered fund.

At the balance sheet date, the company was a member of the CEL Share Incentive Plan. This is administered by Link Asset Services of The Registry, 34 Beckenham Road, Beckenham, Kent BR3 4TU. Under the rules of the plan, CEL will match every Chevron Corporation share bought by an employee with two matching shares (up to a certain limit). These matching shares will be held in a UK registered trust on behalf of the employee and are not vested to the employee until 3 years of service have been completed from the date of acquisition.

During the year 8,794 (2017: 9,828) shares were granted to employees and the weighted average share price was £82.16 (2017: £72.24) at fair value (based on market value as at the date of acquisition).

## CHEVRON PRODUCTS UK LIMITED

### Notes to the financial statements for the year ended 31 December 2018 (continued)

#### 6. Interest receivable and similar income

	2018 £'000	2017 £'000
Interest receivable from other Chevron Corporation entities	2,391	1,793
Currency exchange gains on foreign currency denominated loans	7,988	-
	<b>10,379</b>	<b>1,793</b>

#### Income from Shares in group undertakings

During March 2018 Company received a dividend of GBP 281,175,312.81 from its subsidiary Chevron North Sea Limited (CNSL) which was subsequently transferred to Chevron Energy Limited (CEL) on the same date. Another dividend payment of GBP 318,496,695.60 was received from CNSL in Dec 2018 which was also transferred to CEL on the same date.

#### 7. Interest payable and similar expenses

	2018 £'000	2017 £'000
Interest payable on loans from fellow group undertakings	(101)	(160)
Currency exchange loss on foreign currency denominated loans	-	(11,864)
	<b>(101)</b>	<b>(12,024)</b>

#### 8. Directors' remuneration

The employee costs shown in note 5 include the following remuneration paid in respect of the directors of CPUK.

	2018 £'000	2017 £'000
Aggregate emoluments	1,885	1,682
Aggregate pension contributions paid under defined benefit schemes	346	313
	<b>2018 Number</b>	<b>2017 Number</b>
Directors who were members of defined benefit pension schemes	7	7
Directors exercising share options in Chevron Corporation	4	3
Directors entitled to receive shares or cash in Chevron Corporation under long-term incentive schemes	4	4
<b>Highest paid director</b>	<b>2018 £'000</b>	<b>2017 £'000</b>
Total amount of emoluments and amounts (excluding shares) receivable under long-term incentive schemes:	510	421

The highest paid director was entitled to share options at year end. The accrued pension entitlement under a Chevron Corporation defined benefit scheme of the highest paid director at 31 December 2018 was £51,233 (2017: £49,134) and accrued lump-sum entitlement at 31 December 2018 was £nil (2017: £nil).

Aggregate amount of compensation for loss of office to the outgoing Director in 2018 was £nil (2017: £nil).

Aggregate amount of excess retirement benefits to the outgoing Director in 2018 was £nil (2017: £nil).

# CHEVRON PRODUCTS UK LIMITED

## Notes to the financial statements for the year ended 31 December 2018 (continued)

### 9. Dividends

Ordinary £1 shares:	2018 £'000	2017 £'000
Final paid per share £29.98 (2017: £0.75)	599,672	15,000

The aggregate amount of dividends proposed but not provided for in these financial statements at the year end is £nil (2017: £nil).

### 10. Tax on profit/(loss)

The tax charge is based on the profit/(loss) for the financial year and comprises:

	2018 £'000	2017 £'000
<b>A) Analysis of charge in the year</b>		
<b>Current tax:</b>		
UK Corporation tax on profit/(loss) for the year	2,502	-
Adjustment in respect of prior periods	-	(1,129)
<b>Total current tax</b>	<b>2,502</b>	<b>(1,129)</b>
<b>Deferred tax:</b>		
Origination and reversal of timing differences	-	-
<b>Total deferred tax</b>	<b>-</b>	<b>-</b>
<b>Tax on profit / (loss)</b>	<b>2,502</b>	<b>(1,129)</b>

The tax assessed for the year is lower (2017: lower) than the standard effective rate of corporation tax in the UK for the year ended 31 December 2018 of 19.0% (2017: 19.25%). The differences are explained below:

### B) Reconciliation of tax charge

	2018 £'000	2017 £'000
Profit / (Loss) before taxation	601,659	(12,147)
Profit/(loss) before taxation multiplied by the standard rate of tax in the UK of 19.0% (2017: 19.25%)	114,315	(2,338)

Effects of:

ESIP tax deductible adjustment	3	13
Capital allowances in excess of depreciation	68	49
Timing differences arising in the current year	(443)	45
Income not deductible for tax purposes	624	604
Other timing differences	1,823	695
Other permanent differences	49	51
Addition to losses brought forward	-	881
Prior Period Adjustment	-	(1,129)
Dividends received not taxable	(113,937)	-
<b>Tax on profit / (Loss)</b>	<b>2,502</b>	<b>(1,129)</b>

At 31 December 2018 the Company had a net deferred tax asset of £8,897,000 (net deferred tax asset in 2017: £10,205,000), due primarily to timing differences in the recognition of pension expenses and tax losses carried forward, which has not been recognised in these financial statements. Included in the unrecognised net deferred tax asset at 31 December 2018 is a liability of £3,146,000 (2017: £3,671,000) relating to the fair value of derivative instruments. This net deferred tax asset would be recovered only if the company generated sufficient taxable profits in future years from which the future reversal of the underlying timing differences can be deducted.

### Factors affecting current & future tax charges

The main rate of UK corporation tax was reduced from 20% to 19% effective from 1 April 2017, and this change has been reflected in the financial statements. Changes to the UK corporation tax rates were substantively enacted as part of the Finance Bill 2016 on 6 September 2016, including reductions in the main rate to reduce it to 17% from 1 April 2020. These enacted tax rates have accordingly been used to measure the unrecognised deferred tax balances disclosed in these financial statements.

**CHEVRON PRODUCTS UK LIMITED**

**Notes to the financial statements for the year ended 31 December 2018 (continued)**

<b>11. Intangible assets</b>	Computer Software £'000	Total £'000
<b>Cost</b>		
Balance as at 1 January 2018	267	267
Additions	-	-
Transfers	-	-
Disposals	-	-
<b>Balance as at 31 December 2018</b>	<b>267</b>	<b>267</b>
<b>Accumulated Amortization</b>		
Balance as at 1 January 2018	257	257
Charge for the year	2	2
Transfers	-	-
Disposals	-	-
<b>Balance as at 31 December 2018</b>	<b>259</b>	<b>259</b>
<b>Net Book Value as at 31 December 2018</b>	<b>8</b>	<b>8</b>
Net Book Value as at 31 December 2017	10	10

**12. Tangible assets**

The movement in tangible assets in the year was as follows:

	Leasehold Improvements £'000	Plant & other equipment £'000	Assets under construction £'000	Total £'000
<b>Cost</b>				
Balance as at 1 January 2018	10,411	24,157	382	34,950
Additions	-	15	1,213	1,228
Transfers	-	104	(104)	-
Disposals	-	(239)	-	(239)
<b>Balance as at 31 December 2018</b>	<b>10,411</b>	<b>24,037</b>	<b>1,491</b>	<b>35,939</b>
<b>Accumulated Depreciation</b>				
Balance as at 1 January 2018	7,413	16,207	-	23,620
Charge for the year	1,100	2,378	-	3,478
Transfers	-	-	-	-
Disposals	-	(157)	-	(157)
<b>Balance as at 31 December 2018</b>	<b>8,513</b>	<b>18,428</b>	<b>-</b>	<b>26,941</b>
<b>Net Book Value as at 31 December 2018</b>	<b>1,898</b>	<b>5,609</b>	<b>1,491</b>	<b>8,998</b>
Net Book Value as at 31 December 2017	2,998	7,950	382	11,330

The net book value as at 31 December 2018 and 31 December 2017 does not include any value in respect of finance leases.

## CHEVRON PRODUCTS UK LIMITED

### Notes to the financial statements for the year ended 31 December 2018 (continued)

#### 13. Investments

a) The following are included in the net book value of fixed asset investments:

	2018 £'000	2017 £'000
Subsidiary undertakings	707,278	707,278
Other Investments	5,409	-
	<b>712,687</b>	<b>707,278</b>

b) The company holds interests in excess of 10% in the following subsidiary undertakings & participating interests, none of which are listed on the UK or any overseas Stock Exchange:

Subsidiary undertakings	Country of incorporation	Registered Office	Principal activity	Share Class	%
Chevron United Kingdom Limited	England	1 WFC, Canary Wharf, London, E14 4HA	Non-trading	Ordinary	100
Regent Oil Company Limited	England	1 WFC, Canary Wharf, London, E14 4HA	Non-trading	Ordinary	100
Chevron North Sea Limited ***	England	9 Cavendish Square, London W1G 9DF	Exploration & production	Ordinary	100
Chevron Europe Limited ***	England	1 WFC, Canary Wharf, London, E14 4HA	Non-trading	Ordinary *	100
Chevron Limited	England	1 WFC, Canary Wharf, London, E14 4HA	Non-trading	Ordinary	100
Texaco (Ireland) Limited ***	Ireland	39/40 Upper Mount Street, Dublin 2	Non-trading	Ordinary *	100
Texaco Britain Limited *** (Name changed to Chevron Britain Limited from March 7, 2019)	England	1 WFC, Canary Wharf, London, E14 4HA	Non-trading	Ordinary *	100
Texaco Limited	England	1 WFC, Canary Wharf, London, E14 4HA	Non-trading	Ordinary	100
Chevron Europe Finance Limited	England	1 WFC, Canary Wharf, London, E14 4HA	Non-trading	Ordinary	100

Other related undertakings	Country of incorporation	Registered Office	Principal activity	Share Class	%
Joint Inspection Group Limited	England	9 Caxton House, Broad Street Great Cambourne, Cambridge CB23 6JN	Managing – aviation fuel	Guarantee**	12.5
Oil Spill Response Limited ***	England	Lower William Street Southampton SO14 5QE	Business Services	Ordinary A *	13.7
Paloak Limited ***	Scotland	Johnstone House 52-54 Rose Street Aberdeen AB10 1HA	Leasing	Ordinary *	3.5
OGCI Climate Investments LLP	England	20 - 22 Bedford Row, London, WC1R 4JS	Non-trading	Ordinary	9.1

\* Owned through a subsidiary undertaking

\*\* Company is limited by guarantee and has no share capital.

\*\*\*Owned by Chevron North Sea Holdings limited effective March 22, 2019.

## CHEVRON PRODUCTS UK LIMITED

### Notes to the financial statements for the year ended 31 December 2018 (continued)

#### 13. Investments (continued)

c) The movement on the net book value of fixed asset investments in the year was as follows:

	Subsidiary undertakings £'000	Other Investments £'000	Total £'000
<b>Cost</b>			
At 1 January 2018	707,278	-	707,278
Additions	-	5,409	5,409
Disposals	-	-	-
<b>At 31 December 2018</b>	<b>707,278</b>	<b>5,409</b>	<b>712,687</b>
<b>Net book value</b>			
<b>At 31 December 2018</b>	<b>707,278</b>	<b>5,409</b>	<b>712,687</b>
At 31 December 2017	707,278	-	707,278

During February 2015 the subsidiary Star Service Stations Limited, which had been dissolved in January 2014, was reinstated as part of a legal case. Valero Energy UK Ltd seeks indemnity and/or contribution from Chevron Global Energy Inc., a parent of the company, regarding the operations of Star Service Stations Limited stemming from an asbestos personal injury claim filed against Valero Energy UK Ltd in the High Court of Justice, Queen's Bench Division. The company was once again dissolved on 30 April 2019 following the completion of this legal case.

In September 2018 Chevron became a member of OGCI Climate Investments LLP, the investment vehicle of the Oil & Gas Climate Initiative, along with ten other oil & gas companies. The OGCI's objective is to pursue investment opportunities to support the development, demonstration and rapid scale-up of technologies and business solutions that can materially impact global greenhouse gas emissions, in particular those of the oil & gas industry's operations and products, to enable those technologies and solutions to reach commercial sustainability, and to catalyse meaningful action on climate change through collaboration and engagement. This is reported above under other investments.

CPUK is committed to an amount of \$100m over 10 years to fund OGCI as per the members agreement

#### 14. Stocks

The following are included in the net book amount of stocks:

	2018 £'000	2017 £'000
Finished goods and goods for resale	4,335	508
	<b>4,335</b>	<b>508</b>

There is no significant difference between the estimated replacement cost of stocks and their balance sheet value. There are no provisions for impairment.

## CHEVRON PRODUCTS UK LIMITED

### Notes to the financial statements for the year ended 31 December 2018 (continued)

#### 15. Debtors

	2018 £'000	2017 £'000
Trade Debtors	400,631	185,357
Derivative Instruments	6,530	8,017
Amounts owed by Chevron Corporation entities	76,805	78,725
Amounts owed by related entities	6,895	9,088
Loan to other Chevron Corporation entities	151,610	32,379
Other taxation and social security	1,059	3,798
Other debtors	5,243	16,974
Prepayments and accrued income	1,438	10,119
	<b>650,211</b>	<b>344,457</b>

Trade debtors are stated after provisions for impairment of £nil (2017: £nil).

Amounts owed by Chevron Corporation entities (including parent and subsidiaries) are unsecured, non-interest bearing and are expected to be settled within the next 12 months. This includes £52,893,481 (2017: £16,569,093) related to derivative instruments.

The loan to other Chevron Corporation entities is repayable on demand. This USD denominated loan is unsecured and attracts interest at varying rates relating to the market.

The amounts owed by related entities are unsecured and are as listed below (also see note 20):

	2018 £'000	2017 £'000
Angola LNG Marketing Limited	224	106
Sasol Chevron Consulting Ltd.	-	1
Kylysh Trading Partnership	440	142
Sasol Chevron Holdings Limited	14	379
Sasol Chevron Nigeria Limited	9	15
Tengizchevroil LLP	6,208	8,445
	<b>6,895</b>	<b>9,088</b>

#### 16. Creditors: amounts falling due within one year

	2018 £'000	2017 £'000
Trade creditors	170,392	38,632
Derivative Instruments	7,416	14,203
Amounts owed to Chevron Corporation entities	172,792	39,312
Other taxation and social security	4,061	1,732
Accruals and deferred income	138,687	86,982
	<b>493,348</b>	<b>180,861</b>

Amounts owed to Chevron Corporation entities (including parent and subsidiaries) are unsecured, non-interest bearing and are expected to be settled within the next 12 months. This includes £24,821,368 (2017: £15,738,565) related to derivative instruments.

Loans from other Chevron Corporation entities are repayable on demand, unsecured and attract interest at varying rates relating to the market.



---

**CHEVRON PRODUCTS UK LIMITED**

---

**Notes to the financial statements for the year ended 31 December 2018 (continued)**

**17. Called up share capital**

	<b>2018</b>	<b>2017</b>
	<b>£'000</b>	<b>£'000</b>
<b>Authorised</b>		
<u>20,000,000 ordinary shares of £1 each (2017: 20,000,000)</u>	<u>20,000</u>	<u>20,000</u>
<b>Allotted and fully paid</b>		
<u>20,000,000 ordinary shares of £1 each (2017: 20,000,000)</u>	<u>20,000</u>	<u>20,000</u>

**18. Operating lease commitments**

The future minimum lease payments under non-cancellable operating leases extant at 31 December are as follows:

Operating lease payments due:

	<b>2018</b>	<b>2017</b>
	<b>£'000</b>	<b>£'000</b>
Not later than one year	5,092	5,287
Later than one year and not later than five years	18,299	18,697
Later than five years	19,093	19,093
	<u><b>42,484</b></u>	<u><b>43,077</b></u>

The rental expense recognised on these leases for the year ended 31 December 2018 is £7,238,000 (year ended 31 December 2017: £7,177,000). The rents payable under these leases are subject to renegotiation at various intervals specified in the leases.

The company had no other off-balance sheet arrangements.

## CHEVRON PRODUCTS UK LIMITED

### Notes to the financial statements for the year ended 31 December 2018 (continued)

#### 19. Derivative financial instruments

Derivative financial instruments are accounted for in accordance with sections 11 and 12 of FRS 102, as described in note 1(p). In accordance with certain fair value disclosures required by The Companies Act, the fair value of instruments held by the Company at 31 December 2018 and the unrealised amounts included in the Statement of Comprehensive Income in 2018 were as follows:

	Fair value assets £'000	Fair value liabilities £'000	Unrealized gain £'000
Oil & natural gas price derivatives	58,316	(31,130)	33,018

The fair value of instruments held by the Company at 31 December 2017 and the unrealised amounts included in the Statement of Comprehensive Income in 2017 were as follows:

	Fair value assets £'000	Fair value liabilities £'000	Unrealized loss £'000
Oil & natural gas price derivatives	24,567	(29,922)	(28,523)

Contracts are typically valued using price curves for each of the different products that are built up from active market pricing data.

The company has a risk management policy consistent with the Chevron Corporation's risk management policy. The Company, in the normal course of the business, uses derivative commodity instruments, including swaps, futures, and forward contracts, for the purposes of managing exposure on physical transactions. Derivatives are recorded at fair value on the Balance Sheet with resulting gains and losses reflected in the Statement of Comprehensive Income. Fair values are derived from published market quotes and other independent third-party quotes.

Realized gains and losses relating to oil and natural gas price derivative contracts are included within revenue in the Statement of comprehensive income. The total amount realized relating to these items was a net loss of £35,037,231 (2017: £28,433,000 net gain).

#### 20. Related party transactions

During the year, the company made certain recharges to related parties. The related entities to which recharges were made are non-consolidated affiliates of Chevron Corporation over which the company exercises no control. The company operates an expatriate relocation management and expense reimbursement service through a third party vendor as well as a modified payroll to capture tax on expatriate employee benefits through a different vendor. It also pays expatriate employees' travel expense claims. Expenses incurred in connection with the expatriate employees assigned to these non-consolidated Chevron affiliates, together with the associated professional fees, are recharged to those affiliates. The company ceased providing trading services to Sasol Chevron Holdings Limited (SCHL) from 11 August 2018. The company continues to provide tax services to SCHL and Tengizchevroil LLP under service level agreements.

The amounts recharged are listed below. The amounts outstanding as at 31 December 2018 and 31 December 2017 are shown in note 15.

## CHEVRON PRODUCTS UK LIMITED

### Notes to the financial statements for the year ended 31 December 2018 (continued)

#### 20. Related party transactions (continued)

##### Recharges to related parties

	2018 £'000	2017 £'000
Angola LNG Marketing Limited	1,443	1,198
Arteco N.V.	-	15
Kylysh Trading Partnership	714	453
Sasol Chevron Holdings Limited	162	1,645
Sasol Chevron Nigeria Limited	105	70
Sasol Chevron Consulting Ltd.	3	2
Tengizchevroil LLP	20,761	32,593
	<b>23,188</b>	<b>35,976</b>

#### 21. Controlling parties

The company's immediate parent undertaking, Chevron Energy Limited, is incorporated in England and its principal place of business is at 1 Westferry Circus, Canary Wharf, London E14 4HA. The ultimate parent undertaking is Chevron Corporation, incorporated in the State of Delaware, USA.

The largest and smallest Group in which the results of the company are consolidated is that headed by Chevron Corporation, whose principal place of business is at 6001 Bollinger Canyon Road, San Ramon, CA 94583, USA. The consolidated financial statements of Chevron Corporation are available to the public and may be obtained from the above address.

#### 22. Contingent liabilities

The company did not have any contingent liabilities at 31 December 2018 (2017: £nil).

#### 23. Post balance sheet events

In 2018, as part of a strategic review, the CUK subsidiary Chevron North Sea Limited announced its intention to initiate the process of marketing all UK Central North Sea assets. In January 2019, the company completed the sale of its 40 percent operated working interest in the Rosebank field to Equinor (UK) Ltd. An agreement has been signed with Ithaca Energy (UK) Limited for the sale of Chevron's North Sea Limited business, which includes Alba, Alder, Britannia (and satellites), Captain, Elgin/Franklin, Erskine, and Jade. The marketing process is ongoing and will continue throughout 2019.

In March 2019 a new subsidiary of CUK, Chevron North Sea Holdings Limited (CNSHL), was established and became the shareholder of Chevron North Sea Limited (CNSL). In June 2019 the assets and liabilities of CNSL which are not included in the sale to Ithaca were transferred to a subsidiary of CNSHL, Chevron Britain Limited.