

## Annual report for the year ended 31 March 2004

Registered no: 3571899



# **Buy As You View Holdings Limited**

**Annual report  
for the year ended 31 March 2004**

	<b>Pages</b>
<b>Directors and secretary</b>	<b>1</b>
<b>Directors' report</b>	<b>2 - 3</b>
<b>Statement of directors' responsibilities</b>	<b>4</b>
<b>Report of the independent auditors</b>	<b>5</b>
<b>Consolidated profit and loss account</b>	<b>6 - 7</b>
<b>Balance sheets</b>	<b>8</b>
<b>Consolidated cash flow statement</b>	<b>9</b>
<b>Notes to the financial statements</b>	<b>10 - 22</b>

# **Buy As You View Holdings Limited**

1

## **Directors and secretary**

### **Executive directors**

Mr B W R Jones  
Mr M R Henderson  
Mr R J Edwards (appointed 1 July 2003)  
Mr M E Lanyon

### **Secretary and registered office**

Mr G Dodd

Ty Rhondda  
Forest View Business Park  
Llantrisant  
CF72 8LX

## **Directors' report for the year ended 31 March 2004**

The directors present their report and the audited financial statements for the year ended 31 March 2004.

### **Principal activities**

The principal activities of the group are the retailing and servicing of electrical appliances and other household goods along with operating as financiers.

### **Review of business and future developments**

On 19 December 2003, the company re-registered as a private limited company.

During the year the group continued to expand its trading activities. The directors are satisfied with the progress made and are confident that the performance will be satisfactory in the foreseeable future.

### **Dividends and transfers to reserves**

The results for the year are shown on page 6 of the financial statements.

The directors recommended the payment of an interim dividend of £13.8788 (2003 - £13.8788) per ordinary share and a final dividend of £10.50 (2003 - £Nil) per ordinary share as set out in note 9 to the financial statements and that the retained profit for the financial year be transferred to reserves.

### **Employees**

The group maintains its commitment to pro-active programmes for involving employees in group affairs. This is achieved in a variety of ways, including presentations and staff briefings. The group's philosophy is to offer competitive salaries and benefits and focused training programmes to enable staff to perform well and to develop to their full potential.

It is the policy of the group that disabled people should receive full and fair consideration for all job vacancies for which they are suitable applicants. Employees who become disabled during their working life will be retained in employment wherever possible and will be given help with any necessary retraining.

### **Directors**

The directors of the company at 31 March 2004, all of whom have been directors for the whole of the year ended on that date, unless noted otherwise, are listed on page 1. Mr A C Webb and Mr A Rogers were non executive directors on 1 April 2003 and resigned on 23 December 2003. Mr G George was appointed as a non-executive director on 19 June 2003 and resigned on 23 December 2003. Mr G H Coleman who was an executive director on 1 April 2003 resigned on 23 December 2003.

### **Directors' interests**

The directors had no interests in the shares of the company. The interests of the directors in the shares of Buy As You View Group Limited, the ultimate holding company of Buy As You View Holdings Limited, are set out in the directors' report of that company.

# Buy As You View Holdings Limited

3

## Directors' report for the year ended 31 March 2004 (continued)

### Charitable contributions

The group made the following charitable contributions during the year.

	2003 £	2002 £
Buy As You View Challenge	112,186	118,263
Tenovus Cancer Research	212,700	180,039
Valley Kids Initiative	20,000	20,000
National Kidney Research	20,000	13,993
University Hospital of Wales	100,000	-
George Thomas Hospice	-	23,520
Other	7,582	19,368
	<u>472,468</u>	<u>375,183</u>

### Supplier payment policy


The group's current policy concerning the payment of its trade creditors is to:

- (a) Settle the terms of payment with suppliers when agreeing the terms of business;
- (b) Ensure that suppliers are made aware of the terms of payment by inclusion of the relevant terms in contracts (if appropriate); and
- (c) Pay in accordance with its contractual and other legal obligations.

The payment policy applies to all payments to creditors for revenue and capital supplies for goods and services without exception.

Trade creditors of the group at 31 March 2004 represented 25 days purchases (31 March 2003: 22 days), based on the ratio of the group's trade creditors at that date to the amounts invoiced in previous months.

By order of the Board



Director

27 July 2004


## Statement of directors' responsibilities

Company law requires the directors to prepare financial statements for each financial year that give a true and fair view of the state of affairs of the company and the group and of the profit or loss of the group for that period. The directors are required to prepare the financial statements on the going concern basis, unless it is inappropriate to presume that the group will continue in business.

The directors confirm that suitable accounting policies have been used and applied consistently. They also confirm that reasonable and prudent judgements and estimates have been made in preparing the financial statements for the year ended 31 March 2004 and that applicable accounting standards have been followed.

The directors are responsible for keeping proper accounting records that disclose with reasonable accuracy at any time the financial position of the company and the group and enable them to ensure that the financial statements comply with the Companies Act 1985. They are also responsible for safeguarding the assets of the company and the group and hence for taking reasonable steps for the prevention and detection of fraud and other irregularities.

By order of the Board



Director

27 JULY 2004

## **Independent auditors' report to the members of Buy As You View Holdings Limited**

We have audited the financial statements which comprise the profit and loss account, the balance sheet, the statement of total recognised gains and losses, the cash flow statement and the related notes which have been prepared under the historical cost convention and the accounting policies set out in the statement of accounting policies in note 1.

### **Respective responsibilities of directors and auditors**

The directors' responsibilities for preparing the annual report and the financial statements in accordance with applicable United Kingdom law and accounting standards are set out in the statement of directors' responsibilities.

Our responsibility is to audit the financial statements in accordance with relevant legal and regulatory requirements and United Kingdom Auditing Standards issued by the Auditing Practices Board. This report, including the opinion, has been prepared for and only for the company's members as a body in accordance with Section 235 of the Companies Act 1985 and for no other purpose. We do not, in giving this opinion, accept or assume responsibility for any other purpose or to any other person to whom this report is shown or in to whose hands it may come save where expressly agreed by our prior consent in writing.

We report to you our opinion as to whether the financial statements give a true and fair view and are properly prepared in accordance with the Companies Act 1985. We also report to you if, in our opinion, the directors' report is not consistent with the financial statements, if the company has not kept proper accounting records, if we have not received all the information and explanations we require for our audit, or if information specified by law regarding directors' remuneration and transactions is not disclosed.


### **Basis of audit opinion**

We conducted our audit in accordance with auditing standards issued by the Auditing Practices Board. An audit includes examination, on a test basis, of evidence relevant to the amounts and disclosures in the financial statements. It also includes an assessment of the significant estimates and judgements made by the directors in the preparation of the financial statements, and of whether the accounting policies are appropriate to the company's circumstances, consistently applied and adequately disclosed.

We planned and performed our audit so as to obtain all the information and explanations which we considered necessary in order to provide us with sufficient evidence to give reasonable assurance that the financial statements are free from material misstatement, whether caused by fraud or other irregularity or error. In forming our opinion we also evaluated the overall adequacy of the presentation of information in the financial statements.

### **Opinion**

In our opinion the financial statements give a true and fair view of the state of affairs of the company and the group at 31 March 2004 and of the profit and cash flows of the group for the year then ended and have been properly prepared in accordance with the Companies Act 1985.



**PricewaterhouseCoopers LLP**  
**Chartered Accountants and Registered Auditors**  
**Cardiff**



**Consolidated profit and loss account  
for the year ended 31 March 2004**

	Notes	2004 £	2003 £
Turnover		49,688,128	43,085,819
Cost of sales		(13,833,421)	(12,407,541)
<b>Retail</b>			
Turnover	1	27,667,490	24,267,820
Cost of sales		(13,833,421)	(12,407,541)
		<hr/>	<hr/>
		13,834,069	11,860,279
<b>Finance:-</b>			
Turnover	1	22,020,638	18,817,999
		<hr/>	<hr/>
<b>Gross profit</b>		35,854,707	30,678,278
Net operating expenses	2	(27,336,841)	(24,155,906)
		<hr/>	<hr/>
<b>Operating profit</b>		8,517,866	6,522,372
Interest payable and similar charges	5	(2,163,017)	(1,926,646)
		<hr/>	<hr/>
<b>Profit on ordinary activities before taxation</b>	6	6,354,849	4,595,726
Tax on profit on ordinary activities	7	(1,834,022)	(1,158,330)
		<hr/>	<hr/>
<b>Profit for the financial year</b>	8	4,520,827	3,437,396
Dividends	9	(987,832)	(305,333)
		<hr/>	<hr/>
<b>Retained profit for the year</b>	21	3,532,995	3,132,063
		<hr/>	<hr/>

All operations are continuing.

There is no material difference between the profit on ordinary activities before taxation and the retained profit for the year stated above, and their historical cost equivalents.



**Statement of total recognised gains and losses**

	2004 £	2003 £
Profit for the financial year	4,520,827	3,437,396
Prior year adjustments	-	(697,327)
	<hr/>	<hr/>
Total gains recognised since last annual report	<u>4,520,827</u>	<u>2,740,069</u>

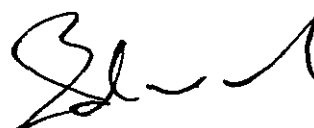
# Balance sheets at 31 March 2004

	Notes	Group		Company	
		2004	2003	2004	2003
		£	£	£	£
<b>Fixed assets</b>					
Tangible assets	10	9,205,806	9,048,511	-	-
Intangible assets	11	84,732	98,674	-	-
Investments	12	-	-	342,505	332,505
		<u>9,290,538</u>	<u>9,147,185</u>	<u>342,505</u>	<u>332,505</u>
<b>Current assets</b>					
Loans: amounts falling due after more than one year	13	43,708,321	40,181,965	-	-
Loans: amounts falling due within one year	13	24,567,862	20,464,355	-	-
Stocks	14	1,158,876	1,182,963	-	-
Debtors	15	8,149,372	220,682	5,000	5,000
Cash at bank and in hand		1,460	18,991	-	-
		<u>77,585,891</u>	<u>62,068,956</u>	<u>5,000</u>	<u>5,000</u>
<b>Creditors: amounts falling due within one year</b>	16	(10,799,776)	(16,062,694)	(282,505)	(282,505)
<b>Net current assets/(liabilities)</b>		<u>66,786,115</u>	<u>46,006,262</u>	<u>(277,505)</u>	<u>(277,505)</u>
<b>Total assets less current liabilities</b>		<u>76,076,653</u>	<u>55,153,447</u>	<u>65,000</u>	<u>55,000</u>
<b>Creditors: amounts falling due after more than one year</b>	17	(47,087,438)	(29,691,322)	-	-
Provisions for liabilities and charges	18	(107,528)	(167,558)	-	-
Accruals and deferred income	19	(777,325)	(733,200)	-	-
<b>Net assets</b>		<u>28,104,362</u>	<u>24,561,367</u>	<u>65,000</u>	<u>55,000</u>
<b>Capital and reserves</b>					
Called up share capital	20	65,000	55,000	65,000	55,000
Profit and loss account	21	28,039,362	24,506,367	-	-
<b>Equity shareholders' funds</b>	22	<u>28,104,362</u>	<u>24,561,367</u>	<u>65,000</u>	<u>55,000</u>

The financial statements on pages 6 to 22 were approved by the board of directors on 27 July 2004 and were signed on its behalf by:



Director



Director

**Consolidated cash flow statement  
for the year ended 31 March 2004**

	Notes	2004 £	2003 £
<b>Net cash (outflow)/inflow from continuing operating activities</b>	23	(5,803,030)	3,004,251
<b>Returns on investment and servicing of finance</b>			
Interest paid		(2,163,245)	(1,926,646)
Issue of new share capital		10,000	-
		<hr/> (2,153,245) <hr/>	<hr/> (1,926,646) <hr/>
<b>Taxation</b>			
Tax paid		(1,159,808)	(1,479,449)
<b>Capital expenditure</b>	25	(1,145,815)	(1,898,354)
<b>Equity dividends paid</b>		<hr/> (305,332) <hr/>	<hr/> (305,333) <hr/>
<b>Cash outflow before financing</b>		<hr/> (10,567,230) <hr/>	<hr/> (2,605,531) <hr/>
<b>Financing</b>			
Repayment of loans		(1,750,000)	(600,000)
Receipt of loan finance		12,464,280	3,116,341
	24	<hr/> 10,714,280 <hr/>	<hr/> 2,516,341 <hr/>
<b>Increase/(decrease) in cash</b>	24	<hr/> 147,050 <hr/>	<hr/> (89,190) <hr/>

**Reconciliation of net cash flow to movement in net debt**

	Notes	2004 £	2003 £
<b>Increase/(decrease) in cash in the year</b>		147,050	(89,190)
Cash inflow from increase in debt and lease financing		<hr/> (10,714,280) <hr/>	<hr/> (2,516,341) <hr/>
<b>Change in net debt</b>	24	<hr/> (10,567,230) <hr/>	<hr/> (2,605,531) <hr/>
Net debt at 1 April		(33,981,371)	(31,375,840)
<b>Net debt at 31 March</b>		<hr/> (44,548,601) <hr/>	<hr/> (33,981,371) <hr/>

## Notes to the financial statements for the year ended 31 March 2004

### 1 Principal accounting policies

The financial statements have been prepared in accordance with applicable Accounting Standards in the United Kingdom. A summary of the principal accounting policies, which have been applied consistently, is set out below.

#### Basis of accounting

The financial statements are prepared in accordance with the historical cost convention.

#### Basis of consolidation

The consolidated financial statements include the company and its subsidiary undertakings and have been prepared using both the merger and acquisitions methods of accounting where appropriate.

#### Tangible fixed assets

The cost of fixed assets is their purchase cost, together with any incidental costs of acquisition.

Depreciation is calculated so as to write off the cost of tangible fixed assets, less their estimated residual values, on a straight line basis over the expected useful economic lives of the assets concerned. The principal annual rates used for this purpose are:-

Freehold buildings	2%
Motor vehicles	25%
Plant, machinery, fixtures and equipment	10 – 33⅓%

Leasehold land and buildings are amortised over 25 years or, if shorter, the period of the lease.

#### Intangible fixed assets

Goodwill arising on consolidation of subsidiaries represents the excess of the fair value of the consideration given over the fair value of the identifiable net assets acquired and is being amortised over its useful life which is considered to be 10 years.

Purchased goodwill, being the excess of purchase price over the value of trading assets acquired at the date of acquisition, is amortised over its useful life which is considered to be 3 years.

#### Stocks

Stocks are stated at the lower of cost and net realisable value. In general, cost is determined on a first in first out basis. Where necessary, provision is made for obsolete, slow moving and defective stocks.

#### Grants

Government grants related to capital expenditure are credited to revenue over the useful lives of the related assets.

**Notes to the financial statements  
for the year ended 31 March 2004 (continued)**

**1 Principal accounting policies (continued)**

**Turnover**

Turnover, which excludes value added tax and is derived in the United Kingdom, comprises retail turnover, maintenance income and finance income, and is recognised as follows:-

- (a) Retail turnover, from the sale of goods, including arrangement fees, is recognised in the year of sale.
- (b) Revenue from the sale of maintenance vouchers is credited to the profit and loss account over the period to which the maintenance contract relates; and
- (c) Finance income, is recognised so as to give a constant periodic rate of return on the net cash investment in loans.

**Operating leases**

Costs in respect of operating leases are charged on a straight line basis over the lease term.

**Deferred taxation**

Deferred tax is recognised in respect of all timing differences that have originated but not reversed at the balance sheet date where transactions or events that result in an obligation to pay more tax in the future or a right to pay less tax in the future have occurred at the balance sheet date. Deferred taxation assets are not accounted for unless their realisation is reasonably certain. Timing differences are differences between the Group's taxable profits and its results as stated in the financial statements.

Deferred tax is measured at the average tax rates that are expected to apply in the periods in which the timing differences are expected to reverse, based on tax rates and laws that have been enacted or substantially enacted by the balance sheet date. Deferred tax is measured on a non-discounted basis.

**Pension costs**

The company operates defined contribution pension schemes. The assets of the schemes are held separately from those of the company in independently administered funds. The pension cost charge represents contributions payable by the company to the funds.

**2 Net operating expenses**

	2004 £	2003 £
Distribution costs	2,966,949	2,389,080
Administrative expenses	24,385,767	21,782,426
Other operating income	(15,875)	(15,600)
	<hr/>	<hr/>
	27,336,841	24,155,906
	<hr/>	<hr/>

**Notes to the financial statements  
for the year ended 31 March 2004 (continued)**

**3 Directors' emoluments**

	2004 £	2003 £
Aggregate emoluments	1,784,786	1,767,377
Company pension contributions to money purchase schemes	22,885	95,514
Compensation for loss of office	-	70,000
	<u>1,807,671</u>	<u>1,932,891</u>

Retirement benefits are accruing to 2 directors (2003: 2 directors) under money purchase pension schemes.

	2004 £	2003 £
<b>Highest paid director</b>		
Aggregate emoluments and benefits	748,509	889,527
Company pension contributions to money purchase schemes	-	67,000
	<u>748,509</u>	<u>956,527</u>

**4 Employee information**

The average weekly number of persons (including executive directors) employed by the group during the year was 695 (2003: 597).

	2004 £	2003 £
<b>Staff costs (for the above persons)</b>		
Wages and salaries	14,982,220	12,790,886
Social security costs	1,623,785	1,295,762
Pension costs	124,412	192,408
	<u>16,730,417</u>	<u>14,279,056</u>

**5 Interest payable and similar charges**

	2004 £	2003 £
On bank loans and overdrafts	<u>2,163,245</u>	<u>1,926,646</u>

**Notes to the financial statements  
for the year ended 31 March 2004 (continued)**

**6 Profit on ordinary activities before taxation**

	2004 £	2003 £
Profit on ordinary activities before taxation is stated after charging:		
Loss on sale of fixed assets	17,339	30,237
Depreciation charge for the year on tangible owned fixed assets	1,021,281	851,244
Auditors' remuneration:		
Audit fees (company £Nil)	29,078	28,205
Non-audit fees	140,666	87,645
Operating lease rentals:		
Car leasing costs	1,898,098	1,513,706
Other	481,438	511,980
	<hr/>	<hr/>

**7 Tax on profit on ordinary activities**

	2004 £	2003 £
<b>Current tax:</b>		
UK Corporation tax on profits of the year	1,895,603	1,421,193
Adjustment in respect of previous periods	(1,551)	(293,713)
	<hr/>	<hr/>
	1,894,052	1,127,480
<b>Deferred tax:</b>		
Origination and reversal of timing differences (note 18)	(60,030)	30,850
	<hr/>	<hr/>
Tax on profit on ordinary activities	<hr/>	<hr/>
	1,834,022	1,158,330

The current tax charge for the year is lower than the standard rate of corporation tax in the UK. The differences are explained below:

	2004 £	2003 £
UK Corporation tax on profit on ordinary activities before tax at 30%	1,906,454	1,378,718
Capital allowances in excess of depreciation and other timing differences	(73,406)	(114,733)
Expenses not deductible for tax purposes	63,859	283,442
Adjustments in respect of earlier years	(1,551)	(293,713)
Utilisation of tax losses	(1,304)	(126,234)
	<hr/>	<hr/>
Current tax charge for the year	<hr/>	<hr/>
	1,894,052	1,127,480

**Notes to the financial statements  
for the year ended 31 March 2004 (continued)**

**8 Profit for the financial year**

As permitted by section 230 of the Companies Act 1985, the holding company's profit and loss account has not been included in these financial statements. The profit for the financial year is made up as follows:-

	2004 £	2003 £
Holding company's profit for the financial year	-	-
Retained by subsidiary undertakings	3,532,995	3,132,063
	<u>3,532,995</u>	<u>3,132,063</u>

**9 Dividends**

	2004 £	2003 £
Interim paid £13.8788 (2003: £13.8788) per ordinary share	305,332	305,333
Final paid £10.50 (2003 : £nil) per ordinary share	682,500	-
	<u>987,832</u>	<u>305,333</u>

Shareholders who controlled 33,000 ordinary £1 shares in Buy As You View Holdings plc waived their right to the interim dividend.



**Notes to the financial statements  
for the year ended 31 March 2004 (continued)**

**10 Tangible fixed assets**

<b>Group</b>	<b>Freehold land and buildings £</b>	<b>Short leasehold land and buildings £</b>	<b>Plant, machinery, fixtures and equipment £</b>	<b>Motor Vehicles £</b>	<b>Total £</b>
<b>Cost</b>					
At 1 April 2003	5,574,797	694,324	4,575,021	231,394	11,075,536
Additions	11,228	1,172	1,218,852	64,995	1,296,247
Disposals	-	-	(158,159)	(71,819)	(229,978)
	<hr/>	<hr/>	<hr/>	<hr/>	<hr/>
<b>At 31 March 2004</b>	<b>5,586,025</b>	<b>695,496</b>	<b>5,635,714</b>	<b>224,570</b>	<b>12,141,805</b>
	<hr/>	<hr/>	<hr/>	<hr/>	<hr/>
<b>Depreciation</b>					
At 1 April 2003	273,663	11,037	1,655,647	86,678	2,027,025
Charge for year	126,169	27,821	803,126	64,165	1,021,281
Eliminated in respect of disposals	-	-	(70,528)	(41,779)	(112,307)
	<hr/>	<hr/>	<hr/>	<hr/>	<hr/>
<b>At 31 March 2004</b>	<b>399,832</b>	<b>38,858</b>	<b>2,388,245</b>	<b>109,064</b>	<b>2,935,999</b>
	<hr/>	<hr/>	<hr/>	<hr/>	<hr/>
<b>Net book value</b>					
<b>At 31 March 2004</b>	<b>5,186,193</b>	<b>656,638</b>	<b>3,247,469</b>	<b>115,506</b>	<b>9,205,806</b>
	<hr/>	<hr/>	<hr/>	<hr/>	<hr/>
<b>At 31 March 2003</b>	<b>5,301,134</b>	<b>683,287</b>	<b>2,919,374</b>	<b>144,716</b>	<b>9,048,511</b>
	<hr/>	<hr/>	<hr/>	<hr/>	<hr/>

**Notes to the financial statements  
for the year ended 31 March 2004 (continued)**

**11 Intangible fixed assets**

	<b>Goodwill £</b>
<b>Group</b>	
<b>Cost</b>	
At 1 April 2003	156,751
Addition	9,900
	<hr/>
<b>At 31 March 2004</b>	<b>166,651</b>
	<hr/>
<b>Amortisation</b>	
At 1 April 2003	58,077
Charge for year	23,842
	<hr/>
<b>At 31 March 2004</b>	<b>81,919</b>
	<hr/>
<b>Net book value</b>	
<b>At 31 March 2004</b>	<b>84,732</b>
	<hr/> <hr/>
At 31 March 2003	98,674
	<hr/> <hr/>

**12 Fixed asset investments**

	<b>Group</b>		<b>Company</b>	
	<b>2004</b>	<b>2003</b>	<b>2004</b>	<b>2003</b>
	<b>£</b>	<b>£</b>	<b>£</b>	<b>£</b>
Interests in group undertakings	-	-	<b>342,505</b>	332,505
	<hr/>	<hr/>	<hr/>	<hr/>

The company's interests in group undertakings comprise the following:-

<b>Name of undertaking</b>	<b>Country of incorporation</b>	<b>Description of shares held</b>	<b>Proportion of nominal value of issued shares held by</b>		<b>Principal business activity</b>
			<b>Group</b>	<b>Company</b>	
Buy As You View Limited	England and Wales	Ordinary	100%	100%	Retailing, renting and servicing of electrical appliances
Dunraven Finance Limited	England and Wales	Ordinary	100%	100%	Financier
Just Rentals Limited	England and Wales	Ordinary	100%	100%	Dormant
Coinmechs Limited	England and Wales	Ordinary	99.9%	99.9%	Meter manufacturer
Dunraven Developments Limited	England and Wales	Ordinary	100%	100%	Property owners and developers

For basis of consolidation see note 1.

**Notes to the financial statements  
for the year ended 31 March 2004 (continued)**

**13 Loans**

During the year assets with a capital value of £27,437,464 (2003: £22,544,519) were supplied under hire purchase contracts.

**14 Stocks**

	<b>Group</b>		<b>Company</b>	
	<b>2004</b>	<b>2003</b>	<b>2004</b>	<b>2003</b>
	<b>£</b>	<b>£</b>	<b>£</b>	<b>£</b>
Raw materials and consumables	236,436	253,370	-	-
Finished goods and goods for resale	922,440	929,593	-	-
	<hr/>	<hr/>	<hr/>	<hr/>
	1,158,876	1,182,963	-	-
	<hr/>	<hr/>	<hr/>	<hr/>

**15 Debtors**

	<b>Group</b>		<b>Company</b>	
	<b>2004</b>	<b>2003</b>	<b>2004</b>	<b>2003</b>
	<b>£</b>	<b>£</b>	<b>£</b>	<b>£</b>
<b>Amounts falling due within one year</b>				
Prepayments and accrued income	329,387	211,261	5,000	5,000
Trade debtors	11,803	9,421	-	-
Amounts due from holding company	7,808,182	-	-	-
	<hr/>	<hr/>	<hr/>	<hr/>
	8,149,372	220,682	5,000	5,000
	<hr/>	<hr/>	<hr/>	<hr/>

**Notes to the financial statements  
for the year ended 31 March 2004 (continued)**

**16 Creditors: amounts falling due within one year**

	<b>Group</b>		<b>Company</b>	
	<b>2004</b>	<b>2003</b>	<b>2004</b>	<b>2003</b>
	<b>£</b>	<b>£</b>	<b>£</b>	<b>£</b>
Bank loans and overdrafts (see below)	2,341,732	9,300,362	-	-
Trade creditors	1,682,244	1,487,209	-	-
Corporation tax	917,143	355,502	-	-
Group relief	172,603	-	-	-
Other taxation and social security	872,520	400,116	-	-
Other creditors	836,787	1,047,052	-	-
Accruals and deferred income	3,976,747	3,472,453	-	-
Amounts owed to fellow group undertakings	-	-	282,505	282,505
	<u>10,799,776</u>	<u>16,062,694</u>	<u>282,505</u>	<u>282,505</u>

**Group**

Bank loans and overdrafts of £36,040,751 (2003 : £17,942,867) are secured by a fixed charge over certain loan agreements of Dunraven Finance Limited and a floating charge over the assets of the group.

Bank loans and overdrafts of £8,509,310 (2003: £16,057,495) are secured by a fixed charge over certain loan agreements of Dunraven Finance Limited.

Interest is payable on bank loans at between 1% and 1.75% over base rate.

**17 Creditors: amounts falling due after more than one year**

	<b>Group</b>		<b>Company</b>	
	<b>2004</b>	<b>2003</b>	<b>2004</b>	<b>2003</b>
	<b>£</b>	<b>£</b>	<b>£</b>	<b>£</b>
Bank loans (see note 16)	42,208,329	24,700,000	-	-
Accruals and deferred income	3,061,624	2,777,074	-	-
Other taxation and social security	1,817,485	2,214,248	-	-
	<u>47,087,438</u>	<u>29,691,322</u>	<u>-</u>	<u>-</u>

**Notes to the financial statements  
for the year ended 31 March 2004 (continued)**

**17 Creditors: amounts falling due after more than one year (continued)**

Bank loans and overdrafts are repayable as follows:

	<b>Group</b>		<b>Company</b>	
	<b>2004</b>	<b>2003</b>	<b>2004</b>	<b>2003</b>
	<b>£</b>	<b>£</b>	<b>£</b>	<b>£</b>
In one year or less	2,341,732	9,300,362	-	-
Between one and two years	5,250,000	12,200,000	-	-
Between two and five years	36,958,329	11,500,000	-	-
In more than five years (not repayable by instalments)	-	1,000,000	-	-
	<hr/>	<hr/>	<hr/>	<hr/>
	44,550,061	34,000,362		-
	<hr/>	<hr/>	<hr/>	<hr/>

**18 Provisions for liabilities and charges**

<b>Group</b>	<b>2004</b>	<b>2003</b>
	<b>£</b>	<b>£</b>
Provision for deferred tax comprises:		
Accelerated capital allowance	107,424	229,997
Short term timing differences	104	-
Losses	-	(62,439)
	<hr/>	<hr/>
	107,528	167,558
	<hr/>	<hr/>

The movement in the provision for deferred taxation is set out below:-

	<b>£</b>
At 1 April 2003	167,558
Profit and loss account	(60,030)
	<hr/>
<b>At 31 March 2004</b>	<b>107,528</b>
	<hr/>

**Notes to the financial statements  
for the year ended 31 March 2004 (continued)**

**19 Accruals and deferred income**

	<b>Group £</b>
At 1 April 2003	733,200
Received	60,000
Amortisation	(15,875)
	<hr/>
<b>At 31 March 2004</b>	<b>777,325</b>
	<hr/>

**20 Called up share capital**

	<b>2004 £</b>	<b>2003 £</b>
<b>Authorised</b>		
65,000 (2003 : 55,000) ordinary shares of £1 each	<b>65,000</b>	55,000
	<hr/>	<hr/>
<b>Allotted, called up and fully paid</b>		
65,000 (20003 : 50,000) ordinary shares of £1 each	<b>65,000</b>	50,000
	<hr/>	<hr/>
<b>Allotted, called up and unpaid</b>		
Nil (2003: 5,000) ordinary shares of £1 each	-	5,000
	<hr/>	<hr/>
	<b>65,000</b>	55,000
	<hr/>	<hr/>

During the year additional share capital was issued to the existing shareholders.

**21 Profit and loss account**

	<b>Group £</b>	<b>Company £</b>
At 1 April 2003	24,506,367	-
Retained profit for the year	3,532,995	-
	<hr/>	<hr/>
<b>At 31 March 2004</b>	<b>28,039,362</b>	-
	<hr/>	<hr/>

**Notes to the financial statements  
for the year ended 31 March 2004 (continued)**

**22 Reconciliation of movement in shareholders' funds**

	£
Opening shareholders' funds	24,561,367
Profit for the financial year	3,532,995
Issue of additional share capital	10,000
	<hr/>
<b>Closing shareholders' funds</b>	<b>28,104,362</b>
	<hr/>

**23 Reconciliation of operating profit to net cash outflow from continuing operating activities**

	2004 £	2003 £
Operating profit	8,518,094	6,522,372
Depreciation of tangible fixed assets	1,021,281	851,244
Amortisation of intangible assets	23,842	23,842
Amortisation of grant income	(15,875)	(15,600)
Loss on sale of fixed assets	17,339	30,237
Increase in loans	(7,629,863)	(6,141,397)
Decrease/(increase) in stocks	24,087	(245,588)
(Increase)/decrease in debtors	(8,611,190)	144,778
Increase in creditors	849,255	1,834,363
	<hr/>	<hr/>
<b>Net cash (outflow)/inflow from continuing operating activities</b>	<b>(5,803,030)</b>	<b>3,004,251</b>
	<hr/>	<hr/>

**24 Analysis of changes in net debt**

	2003 £	Cash flow £	2004 £
Cash at bank and in hand	18,991	(17,531)	1,460
Overdraft	(1,433,378)	164,581	(1,268,797)
	<hr/>	<hr/>	<hr/>
	(1,414,387)	147,050	(1,267,337)
Debt due within 1 year	(7,866,984)	6,794,049	(1,072,935)
Debt due after 1 year	(24,700,000)	(17,508,329)	(42,208,329)
	<hr/>	<hr/>	<hr/>
	(33,981,371)	(10,567,230)	(44,548,601)
	<hr/>	<hr/>	<hr/>

**Notes to the financial statements  
for the year ended 31 March 2004 (continued)**

**25 Capital expenditure**

	2004 £	2003 £
Purchase of tangible fixed assets	(1,306,147)	(2,150,456)
Sale of tangible fixed assets	100,332	141,672
Receipt of grant	60,000	110,430
	<u>(1,145,815)</u>	<u>(1,898,354)</u>

**26 Contingent liabilities**

	Group		Company	
	2004 £	2003 £	2004 £	2003 £
Amount of guarantees in respect of bank overdrafts and loans of other group undertakings	-	-	33,001,082	32,010,623

**27 Financial commitments**

At 31 March 2004 the group had annual commitments under non cancellable operating leases as follows:-

	2004		2003	
	Land and buildings £	Other £	Land and Buildings £	Other £
Expiring within one year	1,278	377,539	4,594	438,315
Expiring between one and two years	-	1,264,458	-	636,917
Expiring between two and five years	8,386	98,738	-	153,566
Expiring in over five years	606,452	-	545,978	-
	<u>616,116</u>	<u>1,740,735</u>	<u>550,572</u>	<u>1,228,798</u>

**28 Related party transactions**

In accordance with the exemptions afforded by Financial Reporting Standard No 8, there is no disclosure in these financial statements of transactions with entities that are part of the Buy As You View Group Limited group.

**29 Ultimate parent company**

The directors regard Buy As You View Group Limited, a company registered in England and Wales, as the ultimate parent company. According to the register kept by the company, Buy As You View Group Limited, had a 100% interest in the equity capital of Buy As You View Holdings Limited at 31 March 2004.