




ANNUAL REPORT 2014

# BMW (UK) CAPITAL PLC

FRIDAY



\*A4ADIT5M\*

A12

26/06/2015

#252

COMPANIES HOUSE

**BMW  
GROUP**



**Rolls-Royce**  
Motor Cars Limited

Strategic Report	04
Directors' Report	07
Statement of comprehensive income	08
Balance sheets at 31 December	09
Cash flow Statements	10
Statement of changes in equity	11
Notes to the Financial Statements	12
1. Significant accounting policies	13
2. Finance income and expense	17
3. Administrative expenses	18
4. Taxation	18
5. Deferred taxes	19
6. Receivables from BMW Group companies	19
7. Derivative assets	20
8. Interest receivables and other receivables	21
9. Cash and cash equivalents	21
10. Medium term notes	22
11. Loans from BMW Group companies	23
12. Derivative liabilities	24
13. Interest payables and other liabilities	24
14. Capital and reserves	25
15. Share capital	25
16. Financial Instruments	26
17. Risk Management	29
18. Cash Flow	32
19. Contingencies and commitments	32
20. Related parties	33
21. Ultimate parent company and parent company of larger group	33
Other Information	34
Auditor's opinion	34
Statutory rules as to appropriation of result	34
Appropriation of result	34
Proposed appropriation of result	34
Responsibility statement	35
Independent auditor's report	36

## BMW (UK) Capital plc Strategic Report

04	Strategic Report
07	Directors' Report
08	Statement of comprehensive income
09	Balance sheets at 31 December
10	Cash flow Statements
11	Statement of changes in equity
12	Notes to the Financial Statements
13	1. Significant accounting policies
17	2. Finance income and expense
18	3. Administrative expenses
18	4. Taxation
19	5. Deferred taxes
19	6. Receivables from BMW Group companies
20	7. Derivative assets
21	8. Interest receivables and other receivables
21	9. Cash and cash equivalents
22	10. Medium term notes
23	11. Loans from BMW Group companies
24	12. Derivative liabilities
24	13. Interest payables and other liabilities
25	14. Capital and reserves
25	15. Share capital
26	16. Financial instruments
29	17. Risk Management
32	18. Cash Flow
32	19. Contingencies and commitments
33	20. Related parties
33	21. Ultimate parent company and parent company of larger group
34	Other Information
34	Auditor's opinion
34	Statutory rules as to appropriation of result
34	Appropriation of result
34	Proposed appropriation of result
35	Responsibility statement
36	Independent auditor's report

The directors present their reports and financial statements for the year ended 31 December 2014.

The principal activity of the Company is to raise funds in the financial markets and provide inter-company funding for BMW Group companies, principally but not exclusively BMW Group companies in the United Kingdom. The Company manages UK BMW Group companies' financial risks, primarily by entering into financial derivatives. The Company acts as a guarantor for UK BMW Group companies and provides all treasury services as required.

The Company's profit or loss arises principally from the net interest margin charged on deposits and borrowings as well as from the fair value gain or loss on derivative financial instruments. These derivatives are entered into in order to hedge the market risk to which the Company is exposed when making deposits to BMW Group companies and taking up funds internally and on the capital markets. Since a number of these financial instruments do not qualify for fair value hedge accounting under International Financial Reporting Standards, the Company is exposed to the volatility of changes in the fair value of such instruments in its income statement whereas the underlying items are shown at amortised cost. The management of the Company believes that the instruments entered into nevertheless constitute an economic hedge of the Company's risks.

The Company is subject to the internal control system of the BMW Group which is aimed at ensuring the effectiveness of operations. It makes an important contribution towards ensuring compliance with applicable laws as well as providing assurance on the propriety and reliability of internal and external financial reporting. It is therefore a significant factor in the management of process risks. The principal features of the internal control system, in so far as they relate to the financial reporting processes, are described below.

The risk management system is an integral part of the internal control system and is therefore not referred to in this section.

One of the elements of the internal control system is the area of "Information and Communication", which ensures that all information necessary to achieve the objectives set for the internal control system is made available in an appropriate and timely manner to those responsible. The requirements relating to the provision of information relevant for financial reporting at the level of BMW AG, other consolidated Group entities and the BMW Group are primarily set out in organisational manuals, in guidelines covering internal and external financial reporting issues and in accounting manuals. These instructions, which can be accessed at all levels via the BMW Group's intranet system, provide the framework for ensuring that the relevant rules are applied consistently across the Group. The quality and relevance of these instructions is ensured by regular review as well as by continuous communication between the relevant departments.

All financial reporting processes are structured in organisational terms in accordance with the principle of segregation of duties. These structures as well as rigorous application of the principle of dual control allow errors to be identified at an early stage and prevent potential wrongdoing. Regular comparison of internal forecasts and external financial reports improves the quality of financial reporting. The internal audit department serves as a process-independent function, testing and assessing the effectiveness of the internal control system and proposing improvements when appropriate.

Extensive controls are carried out by management in all financial reporting processes to ensure that legal requirements and internal guidelines are complied with and that all business transactions are properly executed. Controls are also carried out with the aid of IT applications, thus reducing the incidence of process risks.

All IT applications used in financial reporting processes throughout the BMW Group are subject to access restrictions. As a result, only authorised persons can gain access on a controlled basis to systems and data,

depending on the nature of the work being performed. In addition, IT processes are designed and authorisations allocated using the dual control principle, as a result of which, for instance, requests cannot be submitted and approved by the same person.

All staff are appropriately trained to carry out their duties and kept informed of any changes in regulations or processes that affect them. Managers and staff also have access to detailed best-practice descriptions relating to risks and controls in the various processes, thus increasing risk awareness at all levels. As a consequence, the internal control system can be evaluated regularly and further improved as necessary. Staff can at any time and independently, deepen their understanding of control methods and design using an information platform that is accessible group wide.

Responsibilities for ensuring the effectiveness of the internal control system in relation to financial reporting processes are clearly defined and allocated to the relevant managers and process owners. The BMW Group assesses the design and effectiveness of the internal control system on the basis of internal review procedures on the one hand (e. g. internal audit findings) and the findings of external auditors on the other. Audits performed at regular intervals show that the internal control system in place throughout the BMW Group is appropriate and effective. As a group entity the Company is required to confirm regularly as part of its reporting duties that the internal control system is functioning properly.

The Company adheres to the BMW Group's risk management framework. Risk reporting is based on an integrated risk management approach. The risk management process comprises the early identification of risks and opportunities, their measurement and the use of suitable instruments to manage and monitor risks. The risk management system comprises a wide range of organisational and methodological components that are all finely tuned to each other. The Group reporting system provides decision makers with comprehensive, up-to-date information on performance against targets and on new developments with regard to the market and competitors. Risk management is viewed as a continuous process, given the fact that changes in the legal, economic or regulatory environment or those within the Company itself could lead to new risks being assessed differently. Standardised rules and procedures consistently applied throughout the BMW Group form the basis for an organisation that is permanently learning. By regularly sharing experiences with other companies, we ensure that innovative ideas and approaches flow into the risk management system and that risk management is subjected to continual improvement. Regular basic and further training as well as information events are invaluable ways of preparing staff for new or additional requirements with regard to the processes in which they are involved.

Overall risk management within the BMW Group is managed centrally and reviewed for appropriateness and effectiveness by the Group's internal audit department. In addition, knowledge gained from external audits also provides a good basis for further improvements. At present, no risks have been identified which could threaten the going concern status of the BMW Group or which could have a materially adverse impact on the net assets, financial position or results of operations of the group. A detailed description of the main risks facing the Company and the instruments used to manage these risks is set out in note 17. The level of these risks at 31 December 2014 was acceptable and in line with BMW Group guidelines.

The Company uses treasury management software for the mark-to-market valuation of financial instruments. Quotations of market rates are obtained from Reuters. For valuation purposes, real-time rates are frozen and stored on a daily basis. The valuation model used is assumed to grade as level 2 in accordance with IFRS 13.

Given the objectives of the Company, the Company is economically interrelated with the ultimate holding company, BMW AG, Germany. In assessing the solvency and general risk profile of the Company, the solvency of the BMW Group as a whole, headed by BMW AG, needs to be considered. Solvency is assured at all times by managing and monitoring the liquidity situation on the basis of a rolling cash flow forecast. The resulting funding requirements are secured by a variety of instruments placed on the world's financial markets. The objective is to minimize risk by matching maturities for the Group's financing requirements within the frame-

04	Strategic Report
07	Directors' Report
08	Statement of comprehensive income
09	Balance sheets at 31 December
10	Cash flow Statements
11	Statement of changes in equity
12	Notes to the Financial Statements
13	1. Significant accounting policies
17	2. Finance income and expense
18	3. Administrative expenses
18	4. Taxation
19	5. Deferred taxes
19	6. Receivables from BMW Group companies
20	7. Derivative assets
21	8. Interest receivables and other receivables
21	9. Cash and cash equivalents
22	10. Medium term notes
23	11. Loans from BMW Group companies
24	12. Derivative liabilities
24	13. Interest payables and other liabilities
25	14. Capital and reserves
25	15. Share capital
26	16. Financial Instruments
29	17. Risk Management
32	18. Cash Flow
32	19. Contingencies and commitments
33	20. Related parties
33	21. Ultimate parent company and parent company of larger group
34	Other information
34	Auditor's opinion
34	Statutory rules as to appropriation of result
34	Appropriation of result
34	Proposed appropriation of result
35	Responsibility statement
36	Independent auditor's report

work of the target debt ratio. The BMW Group has good access to capital markets as a result of its solid financial position and a diversified refinancing strategy. This is underpinned by the longstanding long- and short-term ratings issued by Moody's and S&P.


At year end the Company's balance sheet total increased by GBP 88 million or + 9.2% (2013: GBP 793 million or -45.4%) to GBP 1,040 million (2013: GBP 952 million). The main factor behind the increase on the asset side of the balance sheet was the current receivables from BMW Group companies. On the equity and liabilities side of the balance sheet, the increase was mainly driven by loans from BMW Group companies. The equity increased to GBP 235 million (2013: GBP 233 million) due to the profit of 2014.

The decrease in the total non-current assets balance in the Statement of Financial Position has resulted in a weakened financial performance of the Company. The earning performance declined and shows a net profit of GBP 1.7 million (2013: net profit GBP 6.5 million). This can also be seen in the income before taxation which decreased considerably compared to 2013 to a profit of GBP 1.8 million (2013: profit GBP 11.9 million). The main driver of the decrease in financial performance was a reduction in interest income which resulted in a loss of GBP 3.1 million (2013: profit GBP 2.9 million). The interest income and expenses both decreased as result of the decision taken in 2011 to wind down the business' operations.

The world's major economies still face many structural flaws and policy constraints that hinder more investment and faster productivity growth, making the medium-term outlook for a significantly faster path of global growth more uncertain. The current economic and capital market environment of the United Kingdom is on the road to recovery with the UK experiencing a 3.0% increase in GDP in 2014 - the biggest increase since the recession in 2008/2009. Inflation is now expected to be above target until 2015. A positive development is also seen in the projected unemployment figures for 2014 (decrease to 1.6%). Despite the recent positive indications that the UK economy is recovering from the recession of 2008/2009, the Bank of England have as of yet resolved against increasing the base rate.

As stated earlier, in 2011 the BMW Group decided to wind down the activities in BMW (UK) Capital plc. In 2012 the Company ceased acquiring new assets and liabilities. As a result, at the end of October 2015 the Company only has a very limited number of deposits, loans and derivative transactions. In the Board meeting of March 2015 it was decided that it is the intention of the Directors that the Company be dormant by 31 December 2015. In this light the Company believes that overall it will have a negative result in the financial year 2015.

The Hague, 10 April 2015



**Andreas Rost**  
**Director**

Company number 3114356  
BMW (UK) Capital plc  
Summit ONE  
Summit Avenue  
Farnborough  
Hampshire  
GU14 0FB  
United Kingdom

**BMW (UK) Capital plc  
Directors' Report**

07

The Company had not acquired any of its own shares in either 2014 or 2013.

No dividends were paid in 2014 (2013: nil) and none are proposed. A reconciliation of the movements in capital and reserves is given in note 14.

The Company has no employees, as the administration of the entity is now performed by a fellow group company. All staff working on behalf of the Company are employed by BMW (UK) Holdings Ltd. or BMW Finance N.V.

The Company made no political or charitable contributions during the year (2013: nil).


In September 2014, Raoul van der Meeren resigned as Managing Director of the Company. He is replaced by Andreas Rost as per 9 September 2014. The directors who held office during the year or subsequently were Andreas Rost and Neil Wharton.

According to the register of directors' interests, no director held any beneficial interest in the shares or debentures of BMW Group companies registered in the UK during the year, or had any right to subscribe for shares or debentures of BMW Group companies registered in the UK.

The directors who held office at the date of approval of this directors' report confirm that, so far as they are each aware, there is no relevant audit information of which the Company's auditors are unaware; and each director has taken all the steps that he ought to have taken as a director to make himself aware of any relevant audit information and to establish that the Company's auditors are aware of that information.

Pursuant to Section 487 of the Companies Act 2006, the auditors will be deemed to be reappointed and KPMG LLP will therefore continue in office.

The Hague, 10 April 2015



**Andreas Rost  
Director**

Company number 3114356  
BMW (UK) Capital plc  
Summit ONE  
Summit Avenue  
Farnborough  
Hampshire  
GU14 0FB  
United Kingdom

# **BMW (UK) Capital plc** **Statement of comprehensive income**

04	Strategic Report
07	Directors' Report
08	Statement of comprehensive income
09	Balance sheets at 31 December
10	Cash flow Statements
11	Statement of changes in equity
12	Notes to the Financial Statements
13	1. Significant accounting policies
17	2. Finance income and expense
18	3. Administrative expenses
18	4. Taxation
19	5. Deferred taxes
19	6. Receivables from BMW Group companies
20	7. Derivative assets
21	8. Interest receivables and other receivables
21	9. Cash and cash equivalents
22	10. Medium term notes
23	11. Loans from BMW Group companies
24	12. Derivative liabilities
24	13. Interest payables and other liabilities
25	14. Capital and reserves
25	15. Share capital
26	16. Financial Instruments
29	17. Risk Management
32	18. Cash Flow
32	19. Contingencies and commitments
33	20. Related parties
33	21. Ultimate parent company and parent company of larger group
34	Other Information
34	Auditor's opinion
34	Statutory rules as to appropriation of result
34	Appropriation of result
34	Proposed appropriation of result
35	Responsibility statement
36	Independent auditor's report

in pound thousand	Notes	2014	2013
<b>Interest income and similar income</b>	[2]	50,604	77,446
<b>Foreign exchange gains</b>	[2]	580	1,270
<b>Fair value gains on financial instruments and derivatives</b>	[2]	37,780	114,952
<b>Finance income</b>	[2]	<b>88,964</b>	<b>193,668</b>
<b>Interest expenses and similar expenses</b>	[2]	(53,727)	(74,511)
<b>Foreign exchange losses</b>	[2]	(634)	(1,212)
<b>Fair value losses on financial instruments and derivatives</b>	[2]	(32,635)	(105,884)
<b>Finance expenses</b>	[2]	<b>(86,996)</b>	<b>(181,807)</b>
<b>Financial result</b>		<b>1,968</b>	<b>12,061</b>
<b>Administrative expenses</b>	[3]	(159)	(156)
<b>Profit before taxation</b>		<b>1,809</b>	<b>11,905</b>
<b>Taxation</b>	[4]	(108)	(5,441)
<b>Profit for the year attributable to equity holders of the parent company</b>		<b>1,701</b>	<b>6,464</b>
<b>Attributable to Shareholders of BMW (UK) Capital plc</b>		<b>1,701</b>	<b>6,464</b>
<b>Earnings per share of common stock in GBP</b>		<b>6.05</b>	<b>23.00</b>

The above results relate wholly to continuing operations.

The Company has no other comprehensive income in the year (2013: nil) and has therefore not presented a statement of other comprehensive income.

**BMW (UK) Capital plc**  
**Balance sheets at 31 December**

09

in pound thousand	Notes	31.12.2014	31.12.2013
<b>Assets</b>			
Deferred tax	[5]	17,370	18,532
Receivables from BMW Group companies	[6]	-	186,366
Derivative assets	[7]	47,310	110,211
<b>Non-current assets</b>		<b>64,680</b>	<b>315,109</b>
Receivables from BMW Group companies	[6]	940,568	632,529
Derivative assets	[7]	32,924	216
Interest receivables and other receivables	[8]	1,107	3,302
Cash and cash equivalents	[9]	606	672
<b>Current assets</b>		<b>975,205</b>	<b>638,719</b>
<b>Total assets</b>		<b>1,039,885</b>	<b>951,828</b>
<b>Equity and liabilities</b>			
Share Capital	[15]	281	281
Share premium	[14]	57,568	57,568
Retained earnings	[14]	177,162	175,461
<b>Equity</b>		<b>235,011</b>	<b>233,310</b>
Medium term notes	[10]	322,548	668,285
Loans from BMW Group companies	[11]	116,813	-
Derivative liabilities	[12]	2,445	7,635
<b>Non-current liabilities</b>		<b>441,806</b>	<b>675,920</b>
Bank Overdraft	[9]	41	31
Medium term notes	[10]	325,609	-
Loans from BMW Group companies	[11]	1,184	619
Derivative liabilities	[12]	1,409	3,808
Interest payables and other liabilities	[13]	10,704	11,096
Income tax liabilities		24,121	27,244
<b>Current liabilities</b>		<b>383,068</b>	<b>42,598</b>
<b>Total equity and liabilities</b>		<b>1,039,885</b>	<b>951,828</b>

The financial statements were approved by the Board and authorized for issue on 10 April 2015.  
The notes on pages 12 to 33 form part of these financial statements.

*A. Rost*

**Andreas Rost**  
**Director**

Company number 3114356  
BMW (UK) Capital plc  
Summit ONE  
Summit Avenue  
Farnborough  
Hampshire  
GU14 0FB  
United Kingdom

# **BMW (UK) Capital plc** **Cash Flow Statements**

04	Strategic Report
07	Directors' Report
08	Statement of comprehensive income
09	Balance sheets at 31 December
10	Cash flow Statements
11	Statement of changes in equity
12	Notes to the Financial Statements
13	1. Significant accounting policies
17	2. Finance income and expense
18	3. Administrative expenses
18	4. Taxation
19	5. Deferred taxes
19	6. Receivables from BMW Group companies
20	7. Derivative assets
21	8. Interest receivables and other receivables
21	9. Cash and cash equivalents
22	10. Medium term notes
23	11. Loans from BMW Group companies
24	12. Derivative liabilities
24	13. Interest payables and other liabilities
25	14. Capital and reserves
25	15. Share capital
26	16. Financial Instruments
29	17. Risk Management
32	18. Cash Flow
32	19. Contingencies and commitments
33	20. Related parties
33	21. Ultimate parent company and parent company of larger group
34	Other Information
34	Auditor's opinion
34	Statutory rules as to appropriation of result
34	Appropriation of result
34	Proposed appropriation of result
35	Responsibility statement
36	Independent auditor's report

in pound thousand	2014	2013
<b>Net income for the year</b>	<b>1,701</b>	<b>6,464</b>
<b>Adjustments for non-cash items</b>		
Unrealised foreign exchange (gains)/losses	8,365	(1,065)
Fair value gains on financial instruments and derivatives	(37,780)	(114,952)
Fair value losses on financial instruments and derivatives	32,635	105,884
Current and deferred taxation charge	108	5,441
<b>Changes in operating assets and liabilities</b>		
Receivables from BMW Group companies	(130,037)	647,725
Receivables and other assets	2,195	15,842
Net change in fair value derivatives	27,951	106,265
Net change in fair value medium term notes	(20,129)	(117,767)
Redemption of medium term notes	-	(290,409)
Loans from BMW Group companies	117,378	(345,995)
Other liabilities	(393)	(7,607)
Income tax paid	(2,073)	(9,839)
<b>Cash flow from operating activities</b>	<b>(76)</b>	<b>(13)</b>
<b>Cash flow from investing activities</b>	<b>-</b>	<b>-</b>
<b>Cash flow from financing activities</b>	<b>-</b>	<b>-</b>
Net (decrease) in cash and cash equivalents	(76)	(13)
Cash and cash equivalents at January 1	641	654
<b>Cash and cash equivalents at December 31</b>	<b>565</b>	<b>641</b>

See Note 18 of the Notes to the Financial Statements, for further details of the classification of cash flows within the Cash Flow Statements.

**BMW (UK) Capital plc**  
**Statement of Changes in Equity**  
**for the year ended 31 December 2014**

11

In pound thousand	Share Capital	Share premium	Retained earnings	Total
Balance at 1 January 2013	281	57,568	168,997	226,846
Profit for the year	–	–	6,464	6,464
<b>31 December 2013</b>	<b>281</b>	<b>57,568</b>	<b>175,461</b>	<b>233,310</b>
Balance at 1 January 2014	281	57,568	175,461	233,310
Profit for the year	–	–	1,701	1,701
<b>31 December 2014</b>	<b>281</b>	<b>57,568</b>	<b>177,162</b>	<b>235,011</b>

The Company has no other income other than the profit as recognized within the Statement of Comprehensive Income.

## BMW (UK) Capital plc Notes to the Financial Statements

04	Strategic Report
07	Directors' Report
08	Statement of comprehensive income
09	Balance sheets at 31 December
10	Cash flow Statements
11	Statement of changes in equity
12	Notes to the Financial Statements
13	1. Significant accounting policies
17	2. Finance income and expense
18	3. Administrative expenses
18	4. Taxation
19	5. Deferred taxes
19	6. Receivables from BMW Group companies
20	7. Derivative assets
21	8. Interest receivables and other receivables
21	9. Cash and cash equivalents
22	10. Medium term notes
23	11. Loans from BMW Group companies
24	12. Derivative liabilities
24	13. Interest payables and other liabilities
25	14. Capital and reserves
25	15. Share capital
26	16. Financial Instruments
29	17. Risk Management
32	18. Cash Flow
32	19. Contingencies and commitments
33	20. Related parties
33	21. Ultimate parent company and parent company of larger group
34	Other information
34	Auditor's opinion
34	Statutory rules as to appropriation of result
34	Appropriation of result
34	Proposed appropriation of result
35	Responsibility statement
36	Independent auditor's report

### Reporting entity

BMW (UK) Capital plc. (the "Company") is incorporated in the United Kingdom and is a wholly owned subsidiary of BMW (UK) Holdings Ltd. The registered office of BMW (UK) Capital plc. is Summit One, Summit Avenue, Farnborough, Hampshire, GU14 0FB United Kingdom (number 3114356).

The members of the Board of Directors do not receive remunerations of the Company. In September 2014, Raoul van der Meeren resigned as Managing Director of the Company. He is replaced by Andreas Rost as per 9 September 2014.

The Company does not employ employees and has no Supervisory Board.

### Statement of compliance

The financial statements of BMW (UK) Capital plc. have been prepared and approved in compliance with the International Financial Reporting Standards (IFRS) as endorsed by the European Union and issued by the International Accounting Standards Boards (IASB) and valid at balance sheet date.

The 2014 Annual Report of BMW (UK) Capital plc. is prepared and authorised for issue by the Board of Directors on 10 April 2015 and will be submitted for approval to the Annual General Meeting of Shareholders.

### Solvency

Given the objectives of the Company, the Company is economically interrelated with the ultimate holding company, BMW AG, Germany. In assessing the solvency and general risk profile of the Company, the solvency of the BMW Group as a whole, headed by BMW AG, needs to be considered.

### Basis of preparation

#### Functional and presentation currency

The financial year contains the period from 1 January to 31 December. The financial statements are presented in Great British Pounds (GBP), which is the Company's functional currency. All financial information presented in GBP has been rounded to the nearest thousand, unless otherwise stated in the note.

#### Basis of measurement

The financial statements have been prepared on the historical cost basis except for the following financial

assets and liabilities that are measured at their fair value:

- Derivative financial instruments.
- Recognised financial assets and liabilities that are part of fair value hedge relationships are measured at fair value in respect of the risk that is hedged.

### Use of estimates and judgements

The preparation of the financial statements in conformity with IFRS requires management to make judgements, assumptions and estimates that affect the application of accounting policies and reported amounts of assets and liabilities, income and expenses. Actual results may differ from these estimates.

The assumptions and estimates relate principally to the group-wide determination of economic useful lives, the recognition and measurement of provisions and the recoverability of future tax benefits. Revisions to accounting estimates are recognised in the period in which the estimates are revised and in future periods affected. Due to the current financial market conditions, the estimates contained in these financial statements concerning the operations, economic performance and financial condition of the Company are subject to known and unknown risks, uncertainties and contingencies, many of which are beyond the control of the management of the Company, which may cause actual results, performance or achievements to differ materially from anticipated results, performance or achievements. Also, the estimates are based upon management's estimates of fair values and of future costs, using currently available information. Factors that could cause differences include, but are not limited to:

- Risks of economic slowdown, downturn or recession, especially in the countries of subsidiaries invested in;
- Risks inherent in changes in market interest rates and quality spreads, especially in an environment of unpredictable financial market conditions;
- Lending conditions to companies turning to the worse, thereby increasing the cost of borrowing;
- Changes in funding markets;
- Uncertainties associated with risk management, including credit, prepayment, asset/liability, interest rate and currency risks;
- Changes in laws or regulations governing our business and operations, and
- Changes in competitive factors.

For the valuation of financial instruments the most significant assumptions and estimates relate to the interest rates and expected cash flows used in the valuation models.

Revisions to accounting estimates are recognized in the period in which the estimates are revised and in future periods affected.

#### **Comparative figures**

Where necessary, comparative figures in the notes to the Financial Statements have been adjusted to conform to changes in presentation in the current year.

#### **Determination of fair value**

A number of the Company's accounting policies and disclosures require the determination of fair value, for both financial and non-financial assets and liabilities. Fair values have been determined for measurement and/or disclosure purposes based on the following methods. When applicable, further information about assumptions made in determining fair values is disclosed in the notes specific to that asset or liability.

#### **Loans and receivables**

Fair value, which is determined for disclosure purposes, is calculated based on the present value of future principal and interest cash flows, discounted at the market rate of interest at the reporting date.

#### **Derivatives**

Interest rate and currency swaps are valued by using discounted cash flow models. This method implements the discounting of future cash flows using yield curves of the cash flows' currency and relevant credit spreads. The changes in the fair values of these contracts are reported in the income statement.

#### **Non-derivative financial liabilities**

Fair Value, which is determined for disclosure purposes, is calculated based on the present value of future principal and interest cash flows, discounted at the market rate of interest at the reporting date.

#### **Changes in accounting policies**

There have been no relevant significant changes of accounting policies in 2014.

### **[1] Significant accounting policies**

The accounting policies set out below have been applied consistently to all periods presented in these financial statements.

#### **Foreign currency**

Transactions in foreign currencies are translated at the foreign exchange rate ruling at the date of the transaction. Monetary assets and liabilities denominated in foreign currencies at the balance sheet date are retranslated at the foreign exchange rate ruling at that date. Foreign exchange differences arising on translation are recognised in the income statement. Non-monetary assets and liabilities that are measured in terms of historical cost in a foreign currency are translated using the exchange rate at the date of the transaction. Non-monetary assets and liabilities denominated in foreign currencies that are stated at fair value are translated at foreign exchange rates ruling at the dates the fair value was determined. Quotations of market rates are obtained from Reuters Ltd. real time rates are frozen on daily basis.

#### **Financial result**

Financial result is the difference between financial income and financial expenses. Financial income

comprises interest income on loans to BMW Group companies, fair value gains on financial instruments (including derivatives) and foreign exchange gains. Interest income is recognised in the income statement as it accrues, calculated on a daily basis on the amounts outstanding, using the effective interest rate for each transaction. Financial expenses comprise interest expense on borrowings, fair value losses on financial instruments (including derivatives) and foreign exchange losses.

#### **Interest**

Interest expense and interest income are due to funds borrowed and invested as part of the business' operations. Interest income and interest expense are recognised in the income statement as they accrue, calculated on a daily basis on the amounts outstanding and shown within the cash flow as operating activities

#### **Taxation**

Tax on the profit or loss for the year comprises current and deferred tax. Tax is recognised in the income statement except to the extent that it relates to items recognised directly in equity, in which case it is recognised in equity. Current tax is the expected

04	Strategic Report
07	Directors' Report
08	Statement of comprehensive income
09	Balance sheets at 31 December
10	Cash flow Statements
11	Statement of changes in equity
12	Notes to the Financial Statements
13	1. Significant accounting policies
17	2. Finance income and expense
18	3. Administrative expenses
18	4. Taxation
19	5. Deferred taxes
19	6. Receivables from BMW Group companies
20	7. Derivative assets
21	8. Interest receivables and other receivables
21	9. Cash and cash equivalents
22	10. Medium term notes
23	11. Loans from BMW Group companies
24	12. Derivative liabilities
24	13. Interest payables and other liabilities
25	14. Capital and reserves
25	15. Share capital
26	16. Financial instruments
29	17. Risk Management
32	18. Cash Flow
32	19. Contingencies and commitments
33	20. Related parties
33	21. Ultimate parent company and parent company of larger group
34	Other information
34	Auditor's opinion
34	Statutory rules as to appropriation of result
34	Appropriation of result
34	Proposed appropriation of result
35	Responsibility statement
36	Independent auditor's report

tax payable on the taxable income for the year, using tax rates enacted or substantively enacted at the balance sheet date, and any adjustments to tax payable in respect of the previous years. Deferred tax is provided on temporary differences between the carrying amounts of assets and liabilities for financial reporting purposes and the amounts used for taxation purposes. The amount of deferred tax provided is based on the expected manner of realisation or settlement of the carrying amount of assets and liabilities, using tax rates enacted or substantively enacted at the balance sheet date.

### Financial instruments

#### Non-derivative financial assets

Interest-bearing receivables from and loans to BMW Group companies, debt securities and other non-derivative financial assets and liabilities are initially recognised at fair value. If fair value hedge accounting is applied, subsequent measurement is described under "Fair value hedges" below. All non-derivative financial instruments are recorded on the settlement date. The Company derecognises a financial asset when the contractual rights to the cashflows from the asset expire or the risks and rewards of ownership are transferred. The Company derecognises a financial liability when its contractual obligations are discharged, cancelled or expire. Financial assets and liabilities are offset and the net amount presented when, and only when, the Company has a legal right of offset and intends to settle on a net basis or realise the asset and settle the liability simultaneously.

#### Loans and receivables

Loans and receivables are financial assets with fixed or determinable payments that are not quoted in an active market. Such assets are recognised initially at fair value plus any directly attributable transaction costs. Subsequent to initial recognition loans and receivables are measured at amortised cost using the effective interest method. Additional subsequent to initial recognition, any such instruments denominated in foreign currencies at the balance sheet date are translated at the foreign exchange rate ruling at that date. Loans and receivables comprise receivables from BMW Group companies (see note 6 and 11).

#### Cash and cash equivalents

Cash and cash equivalents comprise cash balances and call deposits. Bank overdrafts that are repayable

on demand and form an integral part of the Company's cash management and bank loans are included as a component of cash equivalents for the purpose only of the statement of the cash flows.

#### Non-derivative financial liabilities

Borrowings are recognised initially at fair value less attributable transaction costs, which is equivalent to the consideration given. Subsequent to initial recognition, borrowings denominated in sterling are stated at amortised cost with any difference between cost and redemption value being recognised in the income statement over the period of the borrowing on an effective interest basis. Borrowings denominated in a currency other than sterling are hedged on respect of interest rate risk and currency risk. Where fair value hedge accounting is applicable the movement in fair value of the borrowings is recognised immediately in the income statement. Subsequent measurement is described under "Fair value hedges" below. Where fair value hedge accounting is not applicable, the borrowings are translated at the foreign exchange rate ruling at the balance sheet date.

#### Share capital

Ordinary shares are classified as equity. There are no preference share capital or compound financial instruments issued by the Company.

#### Derivative financial instruments

Derivative financial instruments on a stand-alone basis are recognised at fair value. The gain or loss on a re-measurement to fair value is recognised immediately in profit or loss. The classification in the balance sheet of derivative assets and derivative liabilities into current or non-current assets or liabilities is determined according to the contractual maturity date of each instrument.

The fair value of interest rate swaps is the estimated amount that the Company would receive or pay to terminate the swap at the balance sheet date, taking into account current interest rates and the current credit worthiness of the swap counterparties. The fair value of forward exchange contracts is their estimated market price at the balance sheet date, being the present value of the forward price. These fair values are calculated using the Company's treasury management system as described in note 16. The supply of data to the model used to calculate fair values was redefined in 2010. Observable financial market price spreads (e.g. for liquidity risks) are now

taken into account in the measurement of derivative financial instruments.

#### **Financial guarantees**

Where the Company enters into financial guarantee contracts to guarantee the indebtedness of other Company's within its group, the Company considers these to be insurance arrangements and accounts for them as such. In this respect, the Company treats the guarantee contract as a contingent liability until such time as it becomes probable that the Company will be required to make a payment under the guarantee.

Where the Company makes loan commitments to other companies within its group, the interest rate charged is at a market rate and therefore no provision for the loan commitment is recognised as per IAS37.

#### **Hedge Accounting**

The Company only utilises fair value hedges, incorporating interest rate swaps and forward exchange contracts, to mitigate market risk. Further information on the hedges in place at year end can be found in notes 7 and 12.

#### **Fair value hedges**

On initial designation of the hedge, the Company formally documents the relationship between the hedging instrument(s) and hedged item(s), including the risk management objectives and strategy in undertaking the hedge transaction, together with the methods that will be used to assess the effectiveness of the hedging relationship. The Company makes an assessment, both at the inception of the hedge relationship as well as on an ongoing basis, whether the hedging instruments are expected to be "highly effective" in offsetting the changes in the fair value of the respective hedged items during the period for which the hedge is designated, and whether the actual results of each hedge are within a range of 80-125 percent. Where a derivative financial instrument is designated as a fair value hedge of the variability on value of a recognised underlying asset or liability or an unrecognised firm commitment, the carrying value of this hedged underlying item is adjusted by the change in fair value that is attributable to the risk being hedged (even if without fair value hedging it is carried at cost or amortised cost). Any gains or losses on re-measurement of the hedged underlying item are recognised immediately as fair value gains or losses in the income statement.

Similarly any gains or losses on re-measurement of the designated derivative financial instruments are recognised immediately in the income statement.

The Company discontinues hedge accounting prospectively when the hedge no longer meets the criteria for hedge accounting. Any adjustment arising from a discontinued hedge is amortised to profit or loss. Amortisation begins as soon as an adjustment exists and shall begin no later than when the hedged item ceases to be adjusted for changes in its fair value attributable to the risk being hedged. The adjustment is based on a recalculated effective interest rate at the date the amortisation begins.

#### **Finance income and finance costs**

Finance income comprises interest income on funds invested, dividend income, changes in the fair value of financial assets at fair value through profit or loss, and gains on hedging instruments that are recognized in profit or loss. Interest income is recognized as it accrues in profit or loss, using the effective interest method. Dividend income is recognized in profit or loss on the date that the Company's right to receive payment is established.

Finance costs comprise interest expense on borrowings and impairment losses recognized on financial assets.

Foreign currency gains and losses are reported on a net basis.

#### **Dividends**

Dividends proposed by the Board of Directors are not recorded in the financial statements until the Annual General Meeting of Shareholders has approved the proposal. Dividend income is recognised in profit or loss on the date that the Company's right to receive payment is established.

#### **Income tax**

Income tax expense comprises current and deferred tax. Current tax and deferred tax are recognized in profit or loss except to the extent that items are recognized directly in equity or in other comprehensive income.

Current tax is the expected tax payable or receivable on the taxable income or loss for the year, using tax rates enacted or substantively enacted at the reporting date, and any adjustment to tax payable in respect of previous years.

04	Strategic Report
07	Directors' Report
08	Statement of comprehensive income
09	Balance sheets at 31 December
10	Cash flow Statements
11	Statement of changes in equity
12	Notes to the Financial Statements
13	1. Significant accounting policies
17	2. Finance income and expense
18	3. Administrative expenses
18	4. Taxation
19	5. Deferred taxes
19	6. Receivables from BMW Group companies
20	7. Derivative assets
21	8. Interest receivables and other receivables
21	9. Cash and cash equivalents
22	10. Medium term notes
23	11. Loans from BMW Group companies
24	12. Derivative liabilities
24	13. Interest payables and other liabilities
25	14. Capital and reserves
25	15. Share capital
26	16. Financial Instruments
29	17. Risk Management
32	18. Cash Flow
32	19. Contingencies and commitments
33	20. Related parties
33	21. Ultimate parent company and parent company of larger group
34	Other information
34	Auditor's opinion
34	Statutory rules as to appropriation of result
34	Appropriation of result
34	Proposed appropriation of result
35	Responsibility statement
36	Independent auditor's report

Deferred tax is recognized in respect of temporary differences between the carrying amounts of assets and liabilities for financial reporting purposes and the amounts used for taxation purposes. Deferred tax is measured at the tax rates that are expected to be applied to temporary differences when they reverse, based on the laws that have been enacted or substantively enacted by the reporting date.

Deferred tax assets and liabilities are offset if there is a legally enforceable right to offset current tax liabilities and assets, and they relate to income taxes levied by the same tax authority on the same taxable entity, or on different tax entities, but they intend to settle current tax liabilities and assets on a net basis or their tax assets and liabilities will be realized simultaneously. A deferred tax asset is recognized for unused tax losses, tax credits and deductible temporary differences, to the extent that it is probable that future taxable profits will be available against which they can be utilized. Deferred tax assets are reviewed at each reporting date and are reduced to the extent that it is no longer probable that the related tax benefit will be realized.

#### Earnings per share

The Company presents basic earnings per share (EPS) data for its ordinary shares. Basic EPS is calculated by dividing the profit or loss attributable to ordinary shareholders of the Company by the weighted average number of ordinary shares outstanding during the period, adjusted for own shares held.

#### Cash Flow Statements

The cash flow statements show how the cash and cash equivalents of the Company have changed in

the course of the year as a result of cash inflows and cash outflows. In accordance with IAS 7 (Statement of Cash Flows), cash flows are classified into cash flows from operating, investing and financing activities.

Cash and cash equivalents included in the cash flow statement comprise cash in hand, cheques, and cash at bank, to the extent that they are available within three months from the end of the reporting period and are subject to an insignificant risk of changes in value.

The cash flows from investing and financing activities are based on actual payments and receipts. By contrast, the cash flow from operating activities is derived indirectly from the net profit for the year. Under this method, changes in assets and liabilities relating to operating activities are adjusted for currency translation effects and changes in the composition of the Company. The changes in balance sheet positions shown in the cash flow statement do not therefore agree directly with the amounts shown in the Company and segment balance sheets.

#### Segment analysis

Per IFRS 8 the Company is required to disclose segmental information of its revenues. All revenues are derived through trading with entities that are owned and controlled by BMW AG Group which, in accordance with IFRS 8, are treated as a single entity for segmental reporting purposes and therefore no segmental disclosure has been included within the financial statements.

**[2] Finance income and expense**

Total finance income and expense for financial assets and liabilities comprise the following:

**Interest income**

in pound thousand	2014	2013
Interest income from BMW Group companies	13,365	37,094
Interest income from held for trading derivative instruments	14,965	15,642
Interest income from hedging instruments designated as part of a fair value hedge relationship	22,274	24,710
<b>Interest income</b>	<b>50,604</b>	<b>77,446</b>

**Foreign exchange gains**

in pound thousand	2014	2013
<b>Foreign exchange gains</b>	<b>580</b>	<b>1,270</b>

**Net fair value gains and losses**

in pound thousand	2014	2013
Net fair value gains/(losses) on financial instruments not included in a hedge relationship	4,293	9,780
Net fair value gains/(losses) from hedged items designated as part of fair value hedge relationship	20,534	32,768
Net fair value gains/(losses) on hedging instruments designated as part of fair value hedge relationship	(19,682)	(33,480)
<b>Net fair value gains/(losses)</b>	<b>5,145</b>	<b>9,068</b>

**Interest expenses**

in pound thousand	2014	2013
Interest expenses to BMW Group companies	7,634	10,240
Interest expenses on bank loans/overdrafts	10	15
Interest expenses on medium term notes held at amortised cost	-	669
Interest expenses on fair value medium term notes	22,274	24,756
Interest expenses from held for trading derivative instruments	12,275	26,818
Interest expenses from hedging instruments designated as part of a fair value hedge relationship	11,534	12,013
<b>Interest expense</b>	<b>53,727</b>	<b>74,511</b>

**Foreign exchange losses**

in pound thousand	2014	2013
<b>Foreign exchange losses</b>	<b>634</b>	<b>1,212</b>

04	Strategic Report
07	Directors' Report
08	Statement of comprehensive income
09	Balance sheets at 31 December
10	Cash flow Statements
11	Statement of changes in equity
12	Notes to the Financial Statements
13	1. Significant accounting policies
17	2. Finance income and expense
18	3. Administrative expenses
18	4. Taxation
19	5. Deferred taxes
19	6. Receivables from BMW Group companies
20	7. Derivative assets
21	8. Interest receivables and other receivables
21	9. Cash and cash equivalents
22	10. Medium term notes
23	11. Loans from BMW Group companies
24	12. Derivative liabilities
24	13. Interest payables and other liabilities
25	14. Capital and reserves
25	15. Share capital
26	16. Financial instruments
29	17. Risk Management
32	18. Cash Flow
32	19. Contingencies and commitments
33	20. Related parties
33	21. Ultimate parent company and parent company of larger group
34	Other Information
34	Auditor's opinion
34	Statutory rules as to appropriation of result
34	Appropriation of result
34	Proposed appropriation of result
35	Responsibility statement
36	Independent auditor's report

### [3] Administrative expenses

in pound thousand	2014	2013
Salaries & social security charges	50	34
Advisory expenses	35	20
Other miscellaneous income & expenses	74	102
<b>Total</b>	<b>159</b>	<b>156</b>

The following fees for the financial year have been charged by KPMG LLP to the Company.  
Fee charged by auditors:

in pound thousand	2014	2013
<b>Audit of these financial statements</b>	<b>35</b>	<b>20</b>

### [4] Taxation

#### Recognised in the income statement

in pound thousand	2014	2013
Current tax expense		
Current year	(742)	3,348
Adjustments for prior years	(310)	(7,013)
<b>Total</b>	<b>(1,052)</b>	<b>(3,665)</b>
Deferred tax expense / (credit)		
Origination and reversal of temporary differences	1,052	(574)
Reduction in realisable tax value	-	2,780
Adjustment for prior years	108	6,900
<b>Deferred tax expense / (credit)</b>	<b>1,160</b>	<b>9,106</b>
<b>Total tax expense / (credit)</b>	<b>108</b>	<b>5,441</b>

#### Reconciliation of effective tax rate

in pound thousand	2014	2013
Profit/(loss) before taxation	1,809	11,905
Tax using the prevailing UK corporation tax rate of 21.50% (2013: 23.25%)	389	2,768
Adjustments for prior years	(202)	(113)
Adjustment for reduction in taxation rate for future periods	-	2,780
Differences between expected rate and applicable rate on deferred tax	(79)	6
<b>Total tax expense / (credit)</b>	<b>108</b>	<b>5,441</b>

A reduction in the corporation tax rate from 26% to 24% (effective from 1 April 2012) was substantively enacted on 26 March 2012. A further reduction to 23% (effective from 1 April 2013) was substantively enacted on 3 July 2012. Additionally a reduction to

20% (effective from 1 April 2015) was substantively enacted on 25 July 2013. The current tax rate was therefore been calculated at a blended rate of 21.50%.

## [5] Deferred tax

### Recognised deferred tax assets and liabilities

Deferred tax assets and liabilities are attributable to the following:

in pound thousand	2014	2013
Temporary differences on market values of financial instruments and derivatives	17,370	18,532

### Movement in deferred tax during the year

in pound thousand	01.01.2014	Recognised in income	31.12.2014
Temporary differences on market values of financial instruments and derivatives	18,532	(1,162)	17,370
	<b>18,532</b>	<b>(1,162)</b>	<b>17,370</b>

### Movement in deferred tax during the prior year

in pound thousand	01.01.2013	Recognised in income	31.12.2013
Temporary differences on market values of financial instruments and derivatives	27,638	(9,106)	18,532
	<b>27,638</b>	<b>(9,106)</b>	<b>18,532</b>

The deferred tax asset is only recognized to the extent that it is recoverable based on the fact that the Company is likely to be profitable in the future. Deferred tax assets and liabilities are measured at

average tax rates that are expected to apply in the period when the asset is realised or the liability is settled, based on the tax rates that have been acted or substantially enacted at the balance sheet date.

## [6] Receivables from BMW Group companies

Financial receivables from related parties at the yearend included GBP 940,568 thousand (2013: GBP 818,895 thousand) of unsecured interest

bearing loans, which the Company expects to be settled in cash, which may be analysed as follows:

in thousands	Carrying amount 2014	Fair value 2014	Carrying amount 2013	Fair value 2013
<b>Non-current</b>				
Receivables from fellow subsidiaries (1-5 years)	–	–	GBP 184,700	GBP 190,918
Receivables from fellow subsidiaries (1-5 years)	–	–	EUR 2,000	EUR 2,088
<b>Current</b>				
Receivables from fellow subsidiaries	GBP 939,010	GBP 939,265	GBP 623,368	GBP 629,348
Receivables from fellow subsidiaries	EUR 2,000	EUR 2,044	EUR 11,000	EUR 11,163

The fair values of these receivables are calculated as described in note 16.

04	Strategic Report
07	Directors' Report
08	Statement of comprehensive income
09	Balance sheets at 31 December
10	Cash flow Statements
11	Statement of changes in equity
12	Notes to the Financial Statements
13	1. Significant accounting policies
17	2. Finance income and expense
18	3. Administrative expenses
18	4. Taxation
19	5. Deferred taxes
19	6. Receivables from BMW Group companies
20	7. Derivative assets
21	8. Interest receivables and other receivables
21	9. Cash and cash equivalents
22	10. Medium term notes
23	11. Loans from BMW Group companies
24	12. Derivative liabilities
24	13. Interest payables and other liabilities
25	14. Capital and reserves
25	15. Share capital
26	16. Financial Instruments
29	17. Risk Management
32	18. Cash Flow
32	19. Contingencies and commitments
33	20. Related parties
33	21. Ultimate parent company and parent company of larger group
34	Other information
34	Auditor's opinion
34	Statutory rules as to appropriation of result
34	Appropriation of result
34	Proposed appropriation of result
35	Responsibility statement
36	Independent auditor's report

The following details apply to the receivables from BMW Group companies at 31 December 2014:

Interest	Volume in relevant currency	Weighted average maturity period	Weighted average effective interest rate (in %)
Fixed	GBP 939 million	4 months	0.5
Fixed	EUR 2 million	9 months	3.0

The following details apply to the receivables from BMW Group companies at 31 December 2013:

Interest	Volume in relevant currency	Weighted average maturity period	Weighted average effective interest rate (in %)
Fixed	GBP 808 million	16 months	2.3
Fixed	EUR 13 million	9 months	3.3

#### [7] Derivative assets

The following derivative assets are carried in the balance sheet at their fair values. These fair values

are calculated using the Company's treasury management system as described in note 16.

in pound thousand	2014	2013
<b>Non-current</b>		
Fair value through profit or loss		
Interest derivatives with fellow subsidiaries (1-5 years)	2,173	2,253
Currency derivatives with non-related parties (1-5 years)	21,819	32,849
<b>Fair value hedge</b>		
Interest derivatives with non-related parties (1-5 years)	23,318	26,665
Currency derivatives with non-related parties (1-5 years)	-	48,444
	<b>47,310</b>	<b>110,211</b>
<b>Current</b>		
Fair value through profit or loss		
Currency derivatives with non-related parties	170	216
<b>Fair value hedge</b>		
Currency derivatives with non-related parties	32,754	-
	<b>32,924</b>	<b>216</b>

Derivative contracts are entered into with related parties in order to manage their financial risks as described in note 17. The non-related parties

described above comprise international financial institutions.

**[8] Interest receivables and other receivables**

Interest receivables and other receivables comprise:

in pound thousand	2014	2013
Interest receivables with fellow subsidiaries	1,107	3,302
<b>Total</b>	<b>1,107</b>	<b>3,302</b>

The fair value of accrued interest receivable is estimated as its carrying amount given the receivable should be settled within three months.

**[9] Cash and cash equivalents**

in pound thousand	2014	2013
Cash and cash equivalents per balance sheet	606	672
Bank loans and overdraft	(41)	(31)
<b>Total</b>	<b>565</b>	<b>641</b>

The Fairvalue of cash and cash equivalents is estimated as its carrying amount where the cash is repayable on demand.

04	Strategic Report
07	Directors' Report
08	Statement of comprehensive income
09	Balance sheets at 31 December
10	Cash flow Statements
11	Statement of changes in equity
12	Notes to the Financial Statements
13	1. Significant accounting policies
17	2. Finance income and expense
18	3. Administrative expenses
18	4. Taxation
19	5. Deferred taxes
19	6. Receivables from BMW Group companies
20	7. Derivative assets
21	8. Interest receivables and other receivables
21	9. Cash and cash equivalents
22	10. Medium term notes
23	11. Loans from BMW Group companies
24	12. Derivative liabilities
24	13. Interest payables and other liabilities
25	14. Capital and reserves
25	15. Share capital
26	16. Financial instruments
29	17. Risk Management
32	18. Cash Flow
32	19. Contingencies and commitments
33	20. Related parties
33	21. Ultimate parent company and parent company of larger group
34	Other information
34	Auditor's opinion
34	Statutory rules as to appropriation of result
34	Appropriation of result
34	Proposed appropriation of result
35	Responsibility statement
36	Independent auditor's report

## [10] Medium term notes

in pound thousand	2014	2013
<b>Non-current</b>		
Medium term notes part of a fair value hedge relationship	322,548	668,285
<b>Current</b>		
Medium term notes part of a fair value hedge relationship	325,609	–
	<b>648,157</b>	<b>668,285</b>

The schedule below classifies the medium term notes in issue at the balance sheet date by issue currency, interest rate basis and by maturity:

Security	Currency	Issue volume in local currency	Interest	Rate basis	Listed	Maturity
EMTN	CHF	500,000,000	FIXED	2.13%	Zurich	2015
EMTN	GBP	300,000,000	FIXED	5.00%	Luxembourg	2017

**[11] Loans from BMW Group companies**

Loans from BMW Group companies at the yearend included GBP 117,997 thousand (2013: GBP 619 thousand) of unsecured interest bearing loans,

which the Company expects to be settled in cash, these may be analysed as follows:

in pound thousand	Carrying amount 2014	Fair Value 2014	Carrying amount 2013	Fair Value 2013
<b>Non-Current</b>				
Loans from fellow subsidiary	EUR 150,000	EUR 179,428	-	-
<b>Current</b>				
Loans from fellow subsidiary	EUR 1,520	EUR 1,493	EUR 743	EUR 743

The fair value of loans from BMW Group Companies has been calculated using the Company's treasury management system as described in note 16.

The following details apply to the loans from BMW Group companies at 31 December 2014:

Interest	Volume in relevant currency	Weighted average maturity period (in month)	Weighted average effective interest rate (in %)
<b>Non-Current</b>			
Fixed	EUR 150 million	42 months	5.9
<b>Current</b>			
Fixed	EUR 1,5 million	1 month	0.3

The following details apply to the loans from BMW Group companies at 31 December 2013:

Interest	Volume in relevant currency	Weighted average maturity period (in month)	Weighted average effective interest rate (in %)
<b>Current</b>			
Fixed	EUR 0,7 million	1 month	0.6

04	Strategic Report
07	Directors' Report
08	Statement of comprehensive income
09	Balance sheets at 31 December
10	Cash flow Statements
11	Statement of changes in equity
12	Notes to the Financial Statements
13	1. Significant accounting policies
17	2. Finance income and expense
18	3. Administrative expenses
18	4. Taxation
19	5. Deferred taxes
19	6. Receivables from BMW Group companies
20	7. Derivative assets
21	8. Interest receivables and other receivables
21	9. Cash and cash equivalents
22	10. Medium term notes
23	11. Loans from BMW Group companies
24	12. Derivative liabilities
24	13. Interest payables and other liabilities
25	14. Capital and reserves
25	15. Share capital
26	16. Financial Instruments
29	17. Risk Management
32	18. Cash Flow
32	19. Contingencies and commitments
33	20. Related parties
33	21. Ultimate parent company and parent company of larger group
34	Other information
34	Auditor's opinion
34	Statutory rules as to appropriation of result
34	Appropriation of result
34	Proposed appropriation of result
35	Responsibility statement
38	Independent auditor's report

## [12] Derivative liabilities

The following derivative liabilities are carried in the balance sheet at their fair values. These fair values

are calculated using the Company's treasury management system as described in note 16.

in pound thousand	2014	2013
<b>Non-current</b>		
Fair value through profit or loss		
Interest derivatives with non-related parties (1-5 years)	2,445	7,635
	<b>2,445</b>	<b>7,635</b>
<b>Current</b>		
Fair value through profit or loss		
Interest derivatives with non-related parties	1,409	3,608
	<b>1,409</b>	<b>3,608</b>

Derivative contracts are entered into with these parties in order to manage their financial risks as described in note 17. The non-related parties

described above comprise international financial institutions.

## [13] Interest payables and other liabilities

Interest payables and other liabilities comprise:

in pound thousand	2014	2013
<b>Current</b>		
Interest payables with non-related parties	7,159	7,323
Interest payables with fellow subsidiaries	3,529	3,732
Trade payables with non-related parties	16	18
Trade payables with fellow subsidiaries	-	23
	<b>10,704</b>	<b>11,096</b>

The fair values of accrued interest payable, trade payables to any fellow subsidiary and other accruals payable to external counterparties are estimated as

their respective carrying amounts given the Company's liabilities should be settled within three months.

#### [14] Capital and reserves

##### Reconciliation of movements in capital and reserves

in pound thousand	Share Capital	Share premium	Retained earnings	Total
Balance at 1 January 2013	281	57,568	168,997	226,846
Profit for the year	–	–	6,464	6,464
<b>At 31 December 2013</b>	<b>281</b>	<b>57,568</b>	<b>175,461</b>	<b>233,310</b>
Balance at 1 January 2014	281	57,568	175,461	233,310
Profit for the year	–	–	1,701	1,701
<b>At 31 December 2014</b>	<b>281</b>	<b>57,568</b>	<b>177,162</b>	<b>235,011</b>

##### Capital management

The Company's capital management objective is to support the objectives of the BMW Group. The BMW Group's objectives when managing capital are to safeguard the Group's ability to continue as a going concern in the long-term and to provide an adequate return to shareholders. The BMW Group manages the capital structure and makes adjustments to it in the light of changes in economic conditions and the risk profile of the underlying

assets. The BMW Group manages the structure of debt capital on the basis of a target debt ratio. An important aspect of the selection of financial instruments is the objective to achieve matching maturities for the Group's financing requirements. In order to reduce non-systemic risk, the BMW Group uses a variety of financial instruments available on the world's capital markets to achieve optimal diversification.

#### [15] Share capital

in pound thousand	2014	2013
<b>Allotted, called up and fully paid</b>		
Ordinary shares of GBP 1 each	281	281
Shares classified in shareholders' funds	281	281

The holders of ordinary shares are entitled to receive dividends as declared from time to time and are entitled to one vote per share at meetings of the Company. All shares rank equally.

No shares were issued during the year (2013: nil).

04	Strategic Report
07	Directors' Report
08	Statement of comprehensive income
09	Balance sheets at 31 December
10	Cash flow Statements
11	Statement of changes in equity
12	Notes to the Financial Statements
13	1. Significant accounting policies
17	2. Finance income and expense
18	3. Administrative expenses
18	4. Taxation
19	5. Deferred taxes
19	6. Receivables from BMW Group companies
20	7. Derivative assets
21	8. Interest receivables and other receivables
21	9. Cash and cash equivalents
22	10. Medium term notes
23	11. Loans from BMW Group companies
24	12. Derivative liabilities
24	13. Interest payables and other liabilities
25	14. Capital and reserves
25	15. Share capital
26	16. Financial Instruments
29	17. Risk Management
32	18. Cash Flow
32	19. Contingencies and commitments
33	20. Related parties
33	21. Ultimate parent company and parent company of larger group
34	Other Information
34	Auditor's opinion
34	Statutory rules as to appropriation of result
34	Appropriation of result
34	Proposed appropriation of result
35	Responsibility statement
36	Independent auditor's report

## [16] Financial Instruments

The carrying amounts and fair values of financial instruments are analyzed below by IAS 39 category. The derivatives that are part of a hedge relationship

are recorded in the respective hedge accounting category:

31 December 2014 in pound thousand	Loans and receivables	Amortised costs	Fair value through profit or loss	Fair value hedges	Total
<b>Assets</b>					
Derivative instruments	-	-	24,162	56,072	80,234
Other receivables	1,107	-	-	-	1,107
Cash and cash equivalents	606	-	-	-	606
Receivables from BMW Group companies	940,568	-	-	-	940,568
<b>Total of financial assets</b>	<b>942,281</b>	<b>-</b>	<b>24,162</b>	<b>56,072</b>	<b>1,022,515</b>
<b>Liabilities</b>					
Debt securities	-	-	-	648,157	648,157
Bank overdraft	-	41	-	-	41
Derivative instruments	-	-	3,854	-	3,854
Other liabilities	-	10,704	-	-	10,704
Loans from BMW Group companies	-	117,997	-	-	117,997
<b>Total financial liabilities</b>	<b>-</b>	<b>128,742</b>	<b>3,854</b>	<b>648,157</b>	<b>780,753</b>

31 December 2013 in pound thousand	Loans and receivables	Amortised costs	Fair value through profit or loss	Fair value hedges	Total
<b>Assets</b>					
Derivative Instruments	-	-	35,317	75,110	110,427
Other receivables	3,302	-	-	-	3,302
Cash and cash equivalents	672	-	-	-	672
Receivables from BMW Group companies	818,895	-	-	-	818,895
<b>Total of financial assets</b>	<b>822,869</b>	<b>-</b>	<b>35,317</b>	<b>75,110</b>	<b>933,296</b>
<b>Liabilities</b>					
Debt securities	-	-	-	668,285	668,285
Bank overdraft	-	31	-	-	31
Derivative instruments	-	-	11,243	-	11,243
Other liabilities	-	11,096	-	-	11,096
Loans from BMW Group companies	-	619	-	-	619
<b>Total financial liabilities</b>	<b>-</b>	<b>11,746</b>	<b>11,243</b>	<b>668,285</b>	<b>691,274</b>

### Fair value measurement of financial instruments

The fair values shown are computed using market information available at the balance sheet date, on the basis of market prices as quoted by the contract partners or using appropriate measurement

methods, e.g. discounted cash flow models. In the latter case, amounts were discounted at 31 December 2014 on the basis of the following interest rates:

%	GBP	EUR	CHF
Interest rate for 3 months	0.564	0.078	(0.063)
Interest rate for 6 months	0.685	0.171	(0.026)
Interest rate for one year	0.737	0.162	(0.115)
Interest rate for 5 years	1.444	0.360	0.058

Interest rates taken from interest rate curves were adjusted, where necessary, to take account of the credit quality and risk of the underlying financial instrument. Derivative financial instruments are measured at their fair value. The fair values of derivative financial instruments are determined using measurement models, as a consequence of which there is a risk that the amounts calculated could differ from realisable market prices on disposal. Observable financial market price spreads (e.g. for liquidity risks) are taken into account in the measurement of derivative financial instruments, thus helping to minimise differences between the carrying amounts of the instruments and the amounts that can be realised on the financial markets in the disposal of those instruments. In addition, the valuation takes into account, the Company's own default risk and that of counterparties in the form of credit default swap (CDS) spreads which have appropriate terms and which can be observed on the

market. Financial instruments measured at fair value are allocated to different measurement levels in accordance with IFRS 13.

This includes financial instruments that are:

1. Measured at their fair values in an active market for identical financial instruments (level 1),
2. Measured at their fair values in an active market for comparable financial instruments or using measurement models whose main input factors are based on observable market data (level 2),
3. Measured using input factors not based on observable market data (level 3).

The model used by the Company is consistent with 2013 and is aligned with the IFRS 13 level 2 criteria. No instruments measured in accordance with level 2 criteria in 2013 have been measured using level 1 or level 3 criteria in 2014.

The following table shows the amounts allocated to each measurement level at 31 December 2014:

In pound thousand	Level hierarchy in accordance with IFRS 13		
	Level 1	Level 2	Level 3
Derivative instruments (assets)			
Fair value hedges	-	56,072	-
Other derivative instruments	-	24,162	-
Derivative instruments (liabilities)			
Fair value hedges	-	-	-
Other derivative instruments	-	3,854	-

The following table shows the amounts allocated to each measurement level at 31 December 2013:

In pound thousand	Level hierarchy in accordance with IFRS 13		
	Level 1	Level 2	Level 3
Derivative instruments (assets)			
Fair value hedges	-	75,110	-
Other derivative instruments	-	35,317	-
Derivative instruments (liabilities)			
Fair value hedges	-	-	-
Other derivative instruments	-	11,243	-

04	Strategic Report
07	Directors' Report
08	Statement of comprehensive income
09	Balance sheets at 31 December
10	Cash flow statements
11	Statement of changes in equity
12	Notes to the Financial Statements
13	1. Significant accounting policies
17	2. Finance income and expense
18	3. Administrative expenses
18	4. Taxation
19	5. Deferred taxes
19	6. Receivables from BMW Group companies
20	7. Derivative assets
21	8. Interest receivables and other receivables
21	9. Cash and cash equivalents
22	10. Medium term notes
23	11. Loans from BMW Group companies
24	12. Derivative liabilities
24	13. Interest payables and other liabilities
25	14. Capital and reserves
25	15. Share capital
26	16. Financial instruments
29	17. Risk Management
32	18. Cash Flow
32	19. Contingencies and commitments
33	20. Related parties
33	21. Ultimate parent company and parent company of larger group
34	Other Information
34	Auditor's opinion
34	Statutory rules as to appropriation of result
34	Appropriation of result
34	Proposed appropriation of result
35	Responsibility statement
36	Independent auditor's report

In the case of financial instruments held by the Company which are not measured at fair value, the carrying amounts of such instruments correspond in general to fair values. The fair value of the non-current debt securities, including the BMW credit spread and movements in interest rate curves was GBP 406,046

thousand (2013: GBP 663,020 thousand), euro 83.5 million above their carrying value (2013: under carrying value GBP 5.3 million). For the current debt securities the fair value approximate the carrying value.

The carrying amounts and fair values of receivables to and loans from BMW Group companies are shown in the table below:

in pound thousand	Carrying amount 2014	Fair value 2014	Carrying amount 2013	Fair value 2013
<b>Receivables from BMW Group companies</b>				
Non-current	–	–	186,366	192,657
Current	940,568	940,856	632,529	638,645
	<b>940,568</b>	<b>940,856</b>	<b>818,895</b>	<b>831,302</b>
<b>Loans from BMW Group companies</b>				
Non-current	116,813	139,730	–	–
Current	1,164	1,163	619	619
	<b>117,997</b>	<b>140,893</b>	<b>619</b>	<b>619</b>

#### Offsetting of financial instruments

The offsetting of the financial assets and liabilities for derivatives of the Company is considered, however any such netting does not occur to failure to meet the necessary conditions. The Company holds enforceable master netting agreements whereby

assets and liabilities could be offset in certain situations such as insolvency of the counterparty. Were any such netting to occur, the impact on the balance sheet derivatives would be as shown in the table below:

in pound thousand	31.12.2014		31.12.2013	
	Assets	Liabilities	Assets	Liabilities
Gross amounts as presented in the balance sheet	80,234	(3,855)	110,427	(11,243)
Possible netting in case of insolvency	(3,115)	3,115	(3,332)	3,332
<b>Net value of derivatives</b>	<b>77,119</b>	<b>(740)</b>	<b>107,095</b>	<b>(7,911)</b>

### [17] Risk Management

The Company provides a treasury service to the BMW Group. As part of this service, the Company enters into financial derivatives directly with the financial market. Opposite instruments are then entered into with Group counterparties. The Company also uses financial instruments for its own purposes, in order to secure a matched funding position on its receivables and liabilities and to hedge against interest rate risk. The instruments used have predominantly been Interest Rate Swaps and Cross Currency Swaps. These instruments are used on an ongoing basis, in order to reduce, to an acceptable level, the majority of risk. The Company has exposure to the following risks from its use of financial instruments:

- Credit risk
- Liquidity risk
- Market risk

#### Credit risk

Credit risk results from the risk of default of internal or external counterparty's. Given the activities of the Company, the credit risk is mainly related to the Treasury and the intergroup financing activities. The

amount recognised in the balance sheet of the Company for financial assets is the maximum credit risk in the case that counterparty's are unable to fulfil their contractual obligations. In the case of derivative financial instruments, the Company is also exposed to credit risk, which results from the non-performance of contractual agreement on the part of the counterparty. This credit risk, for Treasury activities is mitigated by entering into such contracts only with parties of first-class credit standing. Furthermore, the Company participates in a BMW Group wide limit system that continually assesses and limits the credit exposure to any single external counterparty. For both the current and prior years at the respective balance sheet dates, the Company did not provide for any impairment allowances. Furthermore, for both the current and prior years at the respective balance sheet dates the Company had no financial receivables that were past due but not impaired. No financial assets were past due as at 31 December 2014. Receivables from BMW Group companies represent over 90% (2013: 86%) of the Company's assets by value. The guarantee fee incurred by the Company is recognised in interest expense.

The maximum exposure to credit risk at reporting date was:

In pound thousand	31.12.2014	31.12.2013
<b>Loans and Receivables</b>		
Receivables from BMW Group Companies	940,568	818,895
Interest Receivables and other receivables	1,107	3,302
Cash and cash equivalents	606	672
Derivative assets	80,234	110,427
<b>Maximum exposure</b>	<b>1,022,515</b>	<b>933,296</b>

04	Strategic Report
07	Directors' Report
08	Statement of comprehensive income
09	Balance sheets at 31 December
10	Cash flow Statements
11	Statement of changes in equity
12	Notes to the Financial Statements
13	1. Significant accounting policies
17	2. Finance income and expense
18	3. Administrative expenses
18	4. Taxation
19	5. Deferred taxes
19	6. Receivables from BMW Group companies
20	7. Derivative assets
21	8. Interest receivables and other receivables
21	9. Cash and cash equivalents
22	10. Medium term notes
23	11. Loans from BMW Group companies
24	12. Derivative liabilities
24	13. Interest payables and other liabilities
25	14. Capital and reserves
25	15. Share capital
26	16. Financial Instruments
29	17. Risk Management
32	18. Cash Flow
32	19. Contingencies and commitments
33	20. Related parties
33	21. Ultimate parent company and parent company of larger group
34	Other Information
34	Auditor's opinion
34	Statutory rules as to appropriation of result
34	Appropriation of result
34	Proposed appropriation of result
35	Responsibility statement
36	Independent auditor's report

### Liquidity risk

Liquidity risk is the risk that the Company cannot meet its financial liabilities when they come due, at reasonable costs and in a timely manner. As a result the Company's borrowing capacity may be influenced and its financing costs may fluctuate. Against the background of the winding down of the Company, BMW (UK) Capital retired from the BMW Group European Medium Term Note (EMTN) and Commer-

cial Paper (CP) programmes. Both foreign currency and interest rate transactions are entered into as a service for BMW Group counterparties. The Company enters into financial derivatives directly with the financial market and opposite instruments are then entered into with group counterparties. These are transacted back-to-back. The derivative liabilities shown on the balance sheet include these back-to-back transactions classified as held for trading.

The table shows the maturity structure of the financial liabilities:

31 December 2014 in pound thousand	Maturity within one year	Maturity between one and five years	Total
Bonds	325,609	322,548	648,157
Other financial liabilities	10,745	-	10,745
Derivative instruments	1,409	2,445	3,854
Loans from BMW Group companies	1,184	116,813	117,997
	338,947	441,806	780,753

31 December 2013 in pound thousand	Maturity within one year	Maturity between one and five years	Total
Bonds	-	668,285	668,285
Other financial liabilities	11,127	-	11,127
Derivative instruments	3,608	7,635	11,243
Loans from BMW Group companies	619	-	619
	15,354	675,920	691,274

### Market risk

Market risk is the risk that changes in market prices, such as foreign exchange rates and interest rates will affect the Company's income or the value of its holdings of financial instruments. The objective of market risk management is to manage and control market risk exposures within acceptable parameters. The principal market risks to which the Company is exposed are interest rate risk and foreign currency risk.

#### Market risk – Interest rate risk

Interest rate risk refers to potential changes of value in financial assets, liabilities or derivatives in response

to fluctuations in interest rates. The Company holds a substantial volume of interest rate sensitive financial assets, liabilities and derivatives for operational activities. Changes in interest rates can have adverse effects on financial position and operating result of the Company. In order to mitigate the impact of interest rate risk the Company aims in general to change fixed to floating interest rates. Furthermore, the Company continually assesses its exposure to this risk by using gap analysis. Interest rate risk is managed through natural hedges and hedged through the use of derivative financial instruments, such as interest rate swaps. To manage the maturity gaps appropriate interest rate derivatives are used.

The fair values of the Company's derivative financial instruments portfolio to manage the interest rate risk of its income financial instruments was as follows at the balance sheet date:

in pound thousand	2014	2013
<b>Fair Market Value</b>		
GBP	21,636	21,542

The Company applies a value-at-risk approach for internal reporting purposes and to control the frequency, extent and size of possible losses in such a way as to provide the minimum surprise. The approach to value at risk is based on a modern

historical simulation, in which the potential future fair value losses of the interest rate portfolio are compared with expected amounts in the basis of a holding period of 250 days and a confidence level of 99.98%.

In the following table the potential volume of fair value fluctuations – measured on the basis of the value-at-risk approach – is compared with the

expected value for the interest rate relevant position of the Company:

in pound thousand	2014	2013
<b>Value-at-risk</b>		
GBP	519	709

A primary risk measure when judging the interest rate exposure of the entity is the present value of a basis point of the portfolio. This concept indicates the impact on profit and loss, representing the sum of discounted cash flows of the financial instruments, will move for each basis point change in interest

rates, assuming the change of interest rates will be a parallel shift. Looking at this primary risk measure, the interest rate risk exposure on 31 December 2014 was GBP 1,188 (2013: minus GBP 12,462).

#### Foreign currency risk

The Company manages BMW UK Group companies' currency risks primarily through utilizing forward contracts, foreign exchange swaps and foreign exchange option contracts. The Company utilizes foreign exchange swaps and cross-currency swaps to hedge its own exposures on foreign currency loans and receivables. All foreign currency-denominated positions are fully hedged and any foreign currency transactions entered into as a service for BMW Group companies are transacted back-to-back. The foreign

currency denominated medium term notes (see note 10) are fully hedged by cross-currency derivatives exchanging interest payable in a foreign currency for floating rate interest payable in sterling. The foreign currency positions entered into with BMW Group companies are fully hedged by equal and opposite positions entered into with external counterparts. These economically effective hedges result in there being no significant net foreign currency exposure for the Company.

04	Strategic Report
07	Directors' Report
08	Statement of comprehensive income
09	Balance sheets at 31 December
10	Cash flow Statements
11	Statement of changes in equity
12	Notes to the Financial Statements
13	1. Significant accounting policies
17	2. Finance income and expense
18	3. Administrative expenses
18	4. Taxation
19	5. Deferred taxes
19	6. Receivables from BMW Group companies
20	7. Derivative assets
21	8. Interest receivables and other receivables
21	9. Cash and cash equivalents
22	10. Medium term notes
23	11. Loans from BMW Group companies
24	12. Derivative liabilities
24	13. Interest payables and other liabilities
25	14. Capital and reserves
25	15. Share capital
26	16. Financial Instruments
29	17. Risk Management
32	18. Cash Flow
32	19. Contingencies and commitments
33	20. Related parties
33	21. Ultimate parent company and parent company of larger group
34	Other Information
34	Auditor's opinion
34	Statutory rules as to appropriation of result
34	Appropriation of result
34	Proposed appropriation of result
35	Responsibility statement
36	Independent auditor's report

## [18] Cash Flow

The Cash Flow Statement shows how the cash and cash equivalents of the Company have changed in the course of the year as a result of cash inflows and cash outflows. In accordance with IAS 7, cash flows are classified into cash flows from operating, investing and financing activities. The Company's purpose is to assist the financing of the activities conducted by companies of the BMW Group. This assistance is considered to be an operating activity for the

Company. Movements related to medium term notes and loans from BMW Group companies are considered to be operating activities. The cash flow from operating activities is computed using the indirect method, starting from the net income of the Company. Under this method, changes in assets and liabilities relating to operating activities are adjusted for currency translation effects. BMW (UK) Capital plc has no cash flows from investing and financing activities.

The cash flow from interest received/paid in the respective year:

In pound thousand	2014	2013
Interest received	64,904	81,184
Interest paid	57,929	78,289

## [19] Contingencies and commitments

The Company acts as guarantor for commitments, totalling GBP 6.8 million (2013: GBP 4.1 million) which have been entered into by BMW Group companies.

The Company provides a EUR 200 million committed credit facility to BMW Austria Bank

GmbH, Athens Branch (2013: EUR 200 million). BMW Austria Bank GmbH, Athens Branch has the right to terminate this facility with 1 months notice. The Company has the right to terminate this facility with 37 months notice. Drawings of EUR 2 million were outstanding as at 31 December 2014 (2013: EUR 11 million).

**[20] Related parties**

The Company provides treasury services to other subsidiaries of BMW AG. All transactions are carried out on an arm's length basis, with interest rates being set in line with market rates prevailing at the time at which the parties enter into each transaction. As disclosed in note 19, the Company has provided guarantees for related parties, of which the majority have been re-guaranteed by BMW AG. BMW AG has provided guarantees in relation to debt issues to third parties, for which the Company pays guarantee fees to BMW AG. The related parties with which the Company traded during the year or with whom there were outstanding assets or liabilities (including financial derivatives) at the yearend were:

**Parent undertakings**

BMW AG

**Fellow subsidiaries**

ALPHABET (GB) Ltd., Hook  
BMW (UK) Ltd., Bracknell

BMW Austria Bank GmbH, Athens Branch  
BMW Finance NV., The Hague  
BMW Financial Services (GB) Ltd., Hook  
BMW Renting Hellas, Athens Branch  
BMW Hams Hall Motoren GmbH, UK Branch

Interest receivable within the year from the ultimate parent company was GBP minus 45,457 (2013: GBP 166,979); interest payable within the year to the ultimate parent company was GBP 786,387 (2013: GBP 778,284). As at 31 December 2014, there were receivables due to the ultimate parent company of GBP 1,460,165 (2013: GBP 54,129) and loans amounted to GBP 1,162,928 (2013: GBP 619,214). The charge for guarantee fees payable to the ultimate parent company in relation to guarantees on external debt and finance leases was GBP 781,759 (2013: GBP 770,167).

**[21] Ultimate parent company and parent company of larger group**

The Company is a wholly owned subsidiary undertaking of BMW (UK) Holdings Limited which is incorporated in England and Wales. The ultimate parent company and controlling party is Bayerische Motoren Werke Aktiengesellschaft, which is

incorporated in Germany. The address where Bayerische Motoren Werke Aktiengesellschaft's accounts, which include the results of the Company, can be obtained is Petuelring 130, D-80788 Munich, Germany. No other group accounts include the results of the Company.

## BMW (UK) Capital plc

### Other Information

04	Strategic Report
07	Directors' Report
08	Statement of comprehensive income
09	Balance sheets at 31 December
10	Cash flow Statements
11	Statement of changes in equity
12	Notes to the Financial Statements
13	1. Significant accounting policies
17	2. Finance income and expense
18	3. Administrative expenses
18	4. Taxation
19	5. Deferred taxes
19	6. Receivables from BMW Group companies
20	7. Derivative assets
21	8. Interest receivables and other receivables
21	9. Cash and cash equivalents
22	10. Medium term notes
23	11. Loans from BMW Group companies
24	12. Derivative liabilities
24	13. Interest payables and other liabilities
25	14. Capital and reserves
25	15. Share capital
26	16. Financial instruments
29	17. Risk Management
32	18. Cash Flow
32	19. Contingencies and commitments
33	20. Related parties
33	21. Ultimate parent company and parent company of larger group
34	Other Information
34	Auditor's opinion
34	Statutory rules as to appropriation of result
34	Appropriation of result
34	Proposed appropriation of result
35	Responsibility statement
36	Independent auditor's report

#### Auditor's opinion

The independent auditor's report is added to page 36.

#### Statutory rules as to appropriation of result

According to article 9 of the articles of association, undistributed income is at the disposition of the General Meeting of Shareholders.

#### Appropriation of result

The appropriation of the net profit for the year 2013 amounting to GBP 6,464 (2012: profit GBP 16,412) has been endorsed by the General meeting of Shareholders dated 30 April 2014.

#### Proposed appropriation of result

The Board of Directors proposes to add the net profit for the year 2014 amounting to GBP 1,701 (2013: profit GBP 6,464) to the retained earnings.

The directors are responsible for preparing the Strategic Report, the Directors' Report and the financial statements in accordance with applicable law and regulations.

Company law requires the directors to prepare financial statements for each financial year. Under that law they have elected to prepare the financial statements in accordance with IFRS as adopted by the EU and applicable law.

Under company law the directors must not approve the financial statements unless they are satisfied that they give a true and fair view of the state of affairs of the Company and of the profit or loss of the Company for that period. In preparing these financial statements, the directors are required to:

- select suitable accounting policies and then apply them consistently;
- make judgements and estimates that are reasonable and prudent;
- state whether they have been prepared in accordance with IFRS as adopted by the EU; and
- prepare the financial statements on the going concern basis unless it is inappropriate to presume that the Company will continue in business.

The directors are responsible for keeping adequate accounting records that are sufficient to show and explain the Company's transactions and disclose with reasonable accuracy at any time the financial position of the Company and enable them to ensure that the financial statements comply with the Companies Act 2006. They have general responsibility for taking such steps as are reasonably open to them to safeguard the assets of the Company and to prevent and detect fraud and other irregularities.

**Responsibility Statement by the Company's legal representatives**

To the best of our knowledge, and in accordance with the applicable reporting principles, the financial statements give a true and fair view of the assets, liabilities, financial position and profit or loss of the Company, and the Directors' report and financial statements include a fair review of the development and performance of the business and the position of the Company, together with a description of the principal opportunities and risks associated with the expected development of the Company.

**The Board of Directors**

BMW (UK) Capital plc  
Summit ONE  
Summit Avenue  
Farnborough  
Hampshire  
GU14 0FB  
United Kingdom

## BMW (UK) Capital plc Auditors' report

04	Strategic Report
07	Directors' Report
08	Statement of comprehensive income
09	Balance sheets at 31 December
10	Cash flow Statements
11	Statement of changes in equity
12	Notes to the Financial Statements
13	1. Significant accounting policies
17	2. Finance income and expense
18	3. Administrative expenses
18	4. Taxation
19	5. Deferred taxes
19	6. Receivables from BMW Group companies
20	7. Derivative assets
21	8. Interest receivables and other receivables
21	9. Cash and cash equivalents
22	10. Medium term notes
23	11. Loans from BMW Group companies
24	12. Derivative liabilities
24	13. Interest payables and other liabilities
25	14. Capital and reserves
25	15. Share capital
26	16. Financial instruments
29	17. Risk Management
32	18. Cash Flow
32	19. Contingencies and commitments
33	20. Related parties
33	21. Ultimate parent company and parent company of larger group
34	Other information
34	Auditor's opinion
34	Statutory rules as to appropriation of result
34	Appropriation of result
34	Proposed appropriation of result
35	Responsibility statement
36	Independent auditor's report

### Independent auditor's report to the members of BMW (UK) Capital plc

We have audited the financial statements of BMW (UK) Capital plc for the year ended 31 December 2014 set out on pages 8 to 33. The financial reporting framework that has been applied in their preparation is applicable law and International Financial Reporting Standards (IFRSs) as adopted by the EU.

This report is made solely to the Company's members, as a body, in accordance with Chapter 3 of Part 16 of the Companies Act 2006. Our audit work has been undertaken so that we might state to the Company's members those matters we are required to state to them in an auditor's report and for no other purpose. To the fullest extent permitted by law, we do not accept or assume responsibility to anyone other than the Company and the Company's members, as a body, for our audit work, for this report, or for the opinions we have formed.

### Respective responsibilities of directors and auditor

As explained more fully in the Directors' Responsibilities Statement set out on page 35, the directors are responsible for the preparation of the financial statements and for being satisfied that they give a true and fair view. Our responsibility is to audit, and express an opinion on, the financial statements in accordance with applicable law and International Standards on Auditing (UK and Ireland). Those standards require us to comply with the Auditing Practices Board's Ethical Standards for Auditors.

### Scope of the audit of the financial statements

A description of the scope of an audit of financial statements is provided on the Financial Reporting Council's website at [www.frc.org.uk/auditscopeukprivate](http://www.frc.org.uk/auditscopeukprivate).

### Opinion on financial statements

In our opinion the financial statements:

- give a true and fair view of the state of the Company's affairs as at 31 December 2014 and of its profit for the year then ended;
- have been properly prepared in accordance with IFRSs as adopted by the EU; and
- have been prepared in accordance with the requirements of the Companies Act 2006.

### Opinion on other matter prescribed by the Companies Act 2006

In our opinion the information given in the Strategic Report and the Directors' Report for the financial year for which the financial statements are prepared is consistent with the financial statements.

### Matters on which we are required to report by exception

We have nothing to report in respect of the following matters where the Companies Act 2006 requires us to report to you if, in our opinion:

- adequate accounting records have not been kept, or returns adequate for our audit have not been received from branches not visited by us; or
- the financial statements are not in agreement with the accounting records and returns; or
- certain disclosures of directors' remuneration specified by law are not made; or
- we have not received all the information and explanations we require for our audit.



Andrew Stevenson  
(Senior Statutory Auditor)  
for and on behalf of KPMG LLP, Statutory Auditor  
Chartered Accountants  
KPMG Reading,  
Arlington Business Park,  
Theale,  
Berkshire,  
RG7 4SD, UK  
10 April 2015