

2.16B

The Insolvency Act 1986

Notice of statement of affairs

Name of Company
Regional Business Centres (UK) Limited

Company number
02961188

In the High Court of Justice, Chancery Division, Companies Court, The Strand, (full name of court)

Court case number
11097 of 2011

(a) Insert full
name(s) and
address(es) of
administrator(s)

I/We (a)
Alastair Beveridge
Zolfo Cooper
10 Fleet Place
London
EC4M 7RB

Simon Appell
Zolfo Cooper
10 Fleet Place
London
EC4M 7RB

Anne O'Keefe
Zolfo Cooper
The Zenith Building
26 Spring Gardens
Manchester
M2 1AB

attach a copy of -

*Delete as
applicable

*the statement(s) of affairs,
~~*the statement(s) of concurrence,~~
~~*a copy of the court order limiting disclosure in respect of the statement of affairs~~

in respect of the administration of the above company

Signed


 Joint / Administrator(s)

Dated

19.1.12

Contact Details:

You do not have to give any contact information in the box opposite but if you do, it will help Companies House to contact you if there is a query on the form. The contact information that you give will be visible to searchers of the public record

Stuart Mather
Zolfo Cooper
The Zenith Building
26 Spring Gardens
Manchester
M2 1AB

+44 (0) 161 838 4500
DX Exchange

DX Number

When you have completed and signed this form, please send it to the
Registrar of Companies at -
Companies House, Crown Way, Cardiff CF14 3UZ DX 33050 Cardiff



A16

A11D7VHU
26/01/2012
COMPANIES HOUSE

#327

Statement of affairs

Name of Company
Regional Business Centres (UK) Limited

Company number

02961188

In the
High Court of Justice, Chancery Division,
Companies Court

Court case number

11097 of 2011

(a) Insert name and address of
registered office of the company

Statement as to the affairs of (a) _Regional Business Centres (UK) Limited

C/o Zolfo Cooper
The Zenith Building
26 Spring Gardens
Manchester
M2 1AB

(b) Insert date

on the (b) __19 December 2011 __, the date that the company entered administration

Statement of Truth

I believe that the facts stated in this statement of affairs are a full, true and complete statement of the affairs of the above named company as at (b) _19 December 2011_ the date that the company entered administration.

Full name TJ REGAN

Signed 

Dated 13th January 2012

A - Summary of Assets

A - Summary of Assets

Assets

Assets subject to fixed charge:

None

Assets subject to floating charge:

Tangible Fixed Assets

Trade debtors

less provision for doubtful debts

Other debtors

Prepayments

Deferred Tax - Trading Losses

Receivables from other members of the Regus group

Long term debtors

Cash

Uncharged assets:

None


Estimated total assets available for preferential creditors

Signature

Date

17/1/12


Book Value £	Estimate to Realise £
0	0
2,592	0
11,564	0
(11,075)	0
2,149	0
(0)	0
0	0
1,462	1,462
(0)	(0)
51,085	51,085
0	0
57,776	52,547



A1 - Summary of Liabilities

		Estimated to realise £
Estimated total assets available for preferential creditors (carried from page A)	£	52,547
Liabilities		
Preferential creditors -		-
Estimated deficiency/surplus as regards preferential creditors	£	52,547
Estimated prescribed part of net property where applicable (to carry forward)	£	(13,509)
Estimated total assets available for floating charge holders	£	39,038
Debts secured by floating charges Regus No1 Sarl	£ (19,918,602)	(19,918,602)
Estimated deficiency/surplus of assets after floating charges	£	(19,879,564)
Estimated prescribed part of net property where applicable (brought down)	£	13,509
Total assets available to unsecured creditors	£	13,509
Unsecured non-preferential claims (excluding any shortfall to floating charge holders)	£	
Trade creditors	(4,389)	
Regus creditors	(694,012)	
Potential claim from landlord on Bracknell Trinity Centre	(1,337,774)	
Accruals	(49,999)	
		(2,086,175)
Estimated deficiency/surplus as regards non-preferential creditors (excluding any shortfall to floating charge holders)	£	(2,072,666)
Shortfall to floating charge holders (brought down)		(19,879,564)
Estimated deficiency/surplus as regards creditors	£	(21,952,230)
Issued and called up capital	£	100
Estimated total deficiency/surplus as regards members	£	(21,952,130)

Signature




Date

17/1/12

Company Shareholders

Name of Shareholder	Address (with postcode)	No. of shares held	Nominal Value	Details of Shares Held
Regus Holdings (UK) Limited	3000 Hilliswood Drive, Chertsey, Surrey, KT16 0RS	100	£100	Ordinary £1
TOTALS		100	£100	

Signature  _____
Date 17/1/12 _____


Trade debtors

Positive balances	Total Owing	Current	1 - 30	31 - 60	61 - 90	91 - 120	121 +
	£	£	£	£	£	£	£
OTHER (AR/ GL REC DIFFERENCE)	147.97						147.97
LOGAN TODD	3,423.35						3,423.35
SAK INTERNATIONAL	16.66						16.66
SANDERSON & GOLD LTD	7,985.67						7,985.67
	<u>11,563.65</u>						<u>11,563.65</u>

Other debtors							
FM7 LIMITED	1402 96	Debit balance on Creditors Account					
G D EXPRESS PARCELS	0 01	Debit balance on Creditors Account					
MITE CLEANING & SUPPORT SERVICES LTD GL	70 49	Debit balance on Creditors Account					
SWISSCOM EUROSPT UK LTD	675 50	Debit balance on Creditors Account					
Total	<u>13,712.61</u>						

Negative customer balances							
ARKEMANAGEMENT LTD - DCA	416.65						416.65
	<u>- 416.65</u>						<u>- 416.65</u>

Regus Debtors							
Regus Management (UK) Ltd	1,462.44	Debit balance on I/Co receivables					
	<u>1,462.44</u>						

 17/1/12


17/1/12

		Total	Move	Net
BLAIR ASSOCIATES ARCHITECTURE	#####	-235		-235
	#####			
FM7 LIMITED	#####	842.48		
FM7 LIMITED	#####	580.48		
	#####	1402.96	-1403	0
	#####			
G D EXPRESS PARCELS	#####	0.01	-0.01	0
	#####			
GALECO COMMUNICATIONS LIMITED	#####	-2977.36		-2977.4
	#####			
MACLELLAN INTERNATIONAL LIMITED	#####	-245.34		-245.34
	#####			
MANADE EXPORT	#####	-0.01		
MANADE EXPORT	#####	-0.01		
	#####	-0.02		-0.02
	#####			
MITIE CLEANING & SUPPORT SERVICES LTD GL	#####	70.49	-70.49	0
	#####			
MINOFF TRUSTEE LTD	#####	-179.57		
MINOFF TRUSTEE LTD	#####	-179.57		
	#####	-359.14		-359.14
	#####			
SKY DIGITAL	#####	-156.28		-156.28
	#####			
SWISSCOM EUROSLOT UK LTD	#####	8.7		
SWISSCOM EUROSLOT UK LTD	#####	8.6		
SWISSCOM EUROSLOT UK LTD	#####	51.9		
SWISSCOM EUROSLOT UK LTD	#####	35.1		
SWISSCOM EUROSLOT UK LTD	#####	21.3		
SWISSCOM EUROSLOT UK LTD	#####	3		
SWISSCOM EUROSLOT UK LTD	#####	8.3		
SWISSCOM EUROSLOT UK LTD	#####	14.4		
SWISSCOM EUROSLOT UK LTD	#####	7.5		
SWISSCOM EUROSLOT UK LTD	#####	42.8		
SWISSCOM EUROSLOT UK LTD	#####	18.2		
SWISSCOM EUROSLOT UK LTD	#####	38.4		
SWISSCOM EUROSLOT UK LTD	#####	10.5		
SWISSCOM EUROSLOT UK LTD	#####	4.5		
SWISSCOM EUROSLOT UK LTD	#####	15		
SWISSCOM EUROSLOT UK LTD	#####	15.6		
SWISSCOM EUROSLOT UK LTD	#####	44.3		
SWISSCOM EUROSLOT UK LTD	#####	9.6		
SWISSCOM EUROSLOT UK LTD	#####	6.9		
SWISSCOM EUROSLOT UK LTD	#####	17.1		
SWISSCOM EUROSLOT UK LTD	#####	19.5		
SWISSCOM EUROSLOT UK LTD	#####	23.4		
SWISSCOM EUROSLOT UK LTD	#####	7.5		
SWISSCOM EUROSLOT UK LTD	#####	14.1		
SWISSCOM EUROSLOT UK LTD	#####	18.5		
SWISSCOM EUROSLOT UK LTD	#####	22.8		
SWISSCOM EUROSLOT UK LTD	#####	23.7		
SWISSCOM EUROSLOT UK LTD	#####	41.1		
SWISSCOM EUROSLOT UK LTD	#####	51		
SWISSCOM EUROSLOT UK LTD	#####	3.3		
SWISSCOM EUROSLOT UK LTD	#####	8.7		
SWISSCOM EUROSLOT UK LTD	#####	25.8		
SWISSCOM EUROSLOT UK LTD	#####	31.5		
SWISSCOM EUROSLOT UK LTD	#####	15		
SWISSCOM EUROSLOT UK LTD	#####	8.6		
	#####	675.5	-675.5	0
	#####			
	#####			

Regional Business Centres UK Ltd
GBR05

Regional Business Centres UK Ltd
GBR05

Non current assets		TB at Close Recategorise 19 December 2011		Supplied TB 19 December 2011	
			£		£
B40099	Intangible				
14020	Goodwill Costs	-		-	
14018	Customer Lists Costs	-		-	
14021	Goodwill Depreciation Charge	-		-	
14019	Customer Lists Depreciation	-		-	
B40199	Tangible owned				
13609	Building & Partitioning Costs	-		-	
13610	Building & Partitioning Costs	0 36		0 36	
13010	Furniture & Equipment Costs	4,507 76		4,507 76	
13310	Telephone Systems Costs	0 15		0 15	
13210	Computer Hardware Costs	0 08		0 08	
13215	Computer Software Costs	-		-	
13216	Legal fees cost	-		-	
13000	Asset Clearing Control Account	-		-	
13001	Assets - Capital Projects	-		-	
13900	Land & Buildings Depn	-		-	
13970	Building & Partitioning Depn	870 93		870 93	
13910	Furniture & Equipment Depn	2,784 13		2,784 13	
13940	Telephone Systems Depn	2 35		2 35	
13920	Computer Hardware Depn	0 11		0 11	
13965	Computer Software Depn	0 66		0 66	
13966	Accum depr - legal fees	-		-	
B40299	Tangible leased				
13500	Building&Partitioning Lsd Cost	-		-	
13510	Furniture & Equipment Lsd Cost	-		-	
13511	Telephone Systems Lsd Cost	-		-	
13512	Computer Hardware Lsd Cost	-		-	
13955	Building&Partitioning Lsd Depn	0 07		0 07	
13960	Furniture & Equipment Lsd Depn	-		-	
13961	Telephone Systems Lsd Depn	0 03		0 03	
13962	Computer Hardware Lsd Depn	0 02		0 02	
B40499	Investments				
18414	Investments in Subsidiaries	-		-	
18410	Investments in Joint Venture	-		-	
Current assets					
B42999	Trade debtors				
10200	Sales Ledger Control Account	11,147 00	416 65	11,563 65	
10201	Sales Ledger Control Account	-		-	
10225	AR Cash Clearing	-		-	
10210	Bad Debt Provision - General	11,075 40		11,075 40	
B43999	Other debtors				
18000	Building Owner Rent Deposits	-		-	
20112	Input Vat Control Account	-		-	
20106	INPUT PROVINCIAL TAX CONTROL	-		-	
11320	Other Debtors	0 02	2148 96	2,148 98	
13240	Lease Clearing Control Account	0 00		0 00	
10213	Joint Venture Debtors	0 02		0 02	
11377	InterCompany Trade Receivables	-	1,462 44	1,462 44	
11391	Intra-company Trade Receivables	-		-	
B44999	Other prepayments and accruals				


17/1/12

Regional Business Centres UK Ltd

GBR05

11000	General Prepayments		0 02		0 02
11001	EQUIPMENT RENTAL PREPAY UK		-		-
11003	OTHER RECHARGES PREPAY UK		-		-
11004	PARKING PREPAYMENT UK		-		-
11005	Rent Prepayment		-		-
11006	PLANTS FLOWERS ACCR PREPAY UK		-		-
11007	SECURITY PREPAYMENT UK		-		-
11008	OTHER CNTR OH PREPAY UK		-		-
11009	CLEANING PREPAYMENT UK		-		-
11010	WATER PREPAYMENT UK		-		-
11011	ELECTRICITY PREPAYMENT UK		-		-
11012	STAMP DUTY PREPAYMENT UK		-		-
11020	Mktg & Advertising Prepayment		-		-
11022	Insurance Prepayment		-		-
11023	Contents Insurance Prepayments		-		-
11025	PREPAID EXP - POSTAGE/FRANKING		0 01		0 01
11035	Property Taxes Prepayment		-		-
11051	Prepaid Broker Commissions	-	0 00		0 00
11053	PREPAID-TELECOM MAINTENANCE		-		-
11054	DD Contract Prepayments		-		-
11055	Rental/Maint Contr Prepayment		-		-
11080	Service Charge Prepayment	-	0 50		0 50
11100	FMV of Leases - Debtor		-		-
B47699	Debtors due more than one 1yr				-
17010	Deferred Income tax asset	-	0 11	-	0 11
14050	FAIR VALUE LEASE - L/T		-		-
16010	Long Term Debtors		-		-
11374	Inter-Company Loans Receivable		-		-
11378	Intra-Company Loans Receivable		-		-
B48599	Cash at bank/hand				-
10080	Petty Cash		-		-
10010	Bank Account General		51,084 78		51,084 78
10011	Bank General No 5		-		-
10017	Bank General No 6		-		-
10019	Bank Account Each Centre		-		-
10020	Bank Account No 8		-		-
10021	Bank General No 2		-		-
10022	Bank General No 3		-		-
10023	Bank General No 4		-		-
10024	Cash with the Administrator		-		-
10030	Direct Debit Clearing Account		-		-
10032	Bank Account No 9		-		-
10076	Treasury Account		-		-
10039	Cash Deposit Free		-		-
10100	Bank Account No 10		-		-
Current liabilities					
28001	Customer Deposits		-		-
28003	Unclaimed Customer Credits UK		-	416 65	416 65
28010	Customer Deposit - Long Term		0 34		0 34
20000	Purchase Ledger Control Acct	-	1,824 18	- 2,148 96	3,973 14
20001	Employees expense ledger Acct		-		-
20114	Corporation Tax Creditor		-		-
B50999	Other creditors				-
21300	Income Tax Control Account		-		-
28011	Joint Venture Creditors	-	0 00		0 00
20111	Output Vat Control Account		-		-
20105	Vat Payment Account		-		-

Regional Business Centres UK Ltd

GBR05

20110	Sales Tax Payable	-		
20120	Other Creditors	-		
22515	LANDLORD FUNDED TI'S - S/T	-		
20020	Other Creditors	0 01		0 01
25100	BANK LOANS 1-2 YEARS	-		
21071	DUE TO/FROM - OTHER	-		
11200	Employee Loan Account	-		
11376	Inter-Companies Payables	-	694,012 50	694,012 50
11390	Intra-Companies Payables	-	1,462 44	1,462 44
B51699	General accruals			
20100	Deferred Rental Income	-	-	
10220	Deferred Income- Office & Link	-	-	
10228	DEFER REVENUE- STORAGE	-	-	
10234	DEFER REVENUE - FURNITURE	-	-	
10235	DEFER REVENUE - VO	-	-	
10243	Deferred Income - Connectivity	-	-	
10244	DEFER REVENUE - TELE LINES	-	-	
10245	DEFER REVENUE - DATA LINES	-	-	
10247	DEFER REVENUE - INTERNET ACCES	-	-	
10248	DEFER REVENUE - BUSINESS WORLD	-	-	
10249	DEFER REVENUE - WAN	-	-	
10251	DEFER REVENUE - TELEPHONE MAIN	-	-	
10254	DEFER REVENUE - PARKING	-	-	
10256	DEFER REVENUE - COFFEE SERVICE	-	-	
10259	DEFER REVENUE - FAX SERVICE	-	-	
10261	DEFER REVENUE - COPY SERVICE	-	-	
10262	DEFER REVENUE - CLERICAL	-	-	
10263	DEFER REVENUE - CONF ROOM	-	0 00	0 00
10290	DEFER REVENUE - OTHER	-	-	
27510	Conventional Rent UK GAAP Adj	-	-	
27512	Pt Guaranteed Rent UK GAAP Adj	-	-	
27513	Turnover Rent UK GAAP Adj	-	-	
21015	Rent Review Accrual	0 85		0 85
21222	Turnover Rent Accrual	0 00		0 00
21010	ACCR EXP - GUARANTEED RENT	-	-	
21000	Other Accruals	-	49,999 99	49,999 99
21001	Customer Services (UK)	-	-	
21002	Electricity (UK)	-	-	
21003	Equipment Maintenance (UK)	-	-	
21004	Equipment Rental (UK)	-	-	
21005	Audit Fee Accrual	-	-	
21006	Food and Beverage (UK)	-	-	
21007	Gas (UK)	-	-	
21008	Office and Maintenance (UK)	-	-	
21009	Security (UK)	-	-	
21011	Water (UK)	-	-	
21012	Other Center Overheads (UK)	-	-	
21013	Plants and Flowers (UK)	-	-	
21014	BUILDING INSURANCE ACCRUAL UK	-	-	
21016	CONTENTS INSURANCE ACCRUAL UK	-	-	
21017	CLEANING ACCRUAL UK	-	-	
21018	OTHER RECHARGES ACCRUAL UK	-	-	
21019	PARKING ACCRUAL UK	-	-	
21022	STAMP DUTY ACCRUAL UK	-	-	
21025	Building Service Charge Accrual	-	0 21	0 21
21028	Video Conf Accrual	-	-	
21031	Telephone Rental Accrual	-	-	

Regional Business Centres UK Ltd

GBR05

21032	Internet Access Accrual	-	
21034	Voice Line Rental Accrual	-	
21035	Telephone Costs Accrual	0 01	0 01
21038	Voice Maintenance Accrual	-	
21039	Voice Call Charges Accrual	-	
21040	Training Costs Accrual	-	
21043	SMART Accrual	-	
21050	Marketing Costs Accruals	-	
21055	Commission Costs Accrual	-	
21060	Legal/Audit Fee Accrual	-	
21096	IT Maint Accrual	-	
21100	Property Tax Accrual	0 27	0 27
21200	Salaries Control Account	-	
21215	Bonus Costs Accrual	0 02	0 02
21220	Other Payroll Accrual	-	
21330	Pension Control Account	-	
21339	Other Payroll Control Account	-	
21354	Withholding - Share Savings	-	
24050	FMV of Leases - Creditor	-	
Creditors due after 1yr			
27520	Landlord Contribution	-	-
27521	Landlord Contribution Amort	-	-
26016	Dilapidations/Mothballing Prov	-	-
28503	Deferred Tax Provision	-	-
27515	ACCR FAIR VALUE LEASEHOLD -L/T	-	-
B53599 Long term borrowings			
25101	Bank Loans 2-5 Years	-	-
Interco loans			
25103	External Borrowings	-	-
11375	Inter-Company Loans Payables	- 19,918,601 72	- 19,918,601 72
11381	IC LOAN PAYABLE POST PETITION	0 00	0 00
11379	Intra-Company Loans Payables	-	-
B60999 Share capital			
30000	Called Up Share Capital	- 100 00	- 100 00
30200	Capital Reduction Reserve	-	-
30103	Merger Reserve	-	-
30105	Revaluation Reserve	-	-
30101	Pre-Acquisition Reserve	-	-
30102	Share Premium	-	-
B61999 Distributable reserves			
30202	P & L Account Opening Balance	19,039,885.30	19,039,885 30
	P&L current year	1,569,441 22	1,569,441 22
B62999 Non distributable reserves			
30202	P & L Account Opening Balance	-	-
		0 00	-
	Shareholders Funds	20,609,226.52	20,609,226.52

Regus UK - Total P&L by entity	
PERIODIC	
Dec-2011	
Turnover	
Centre Costs	
Centre Contribution (i.e. CBIT)	
EBIT %	
Overheads	
Operating Profit	
50% Share of JV Profit / Loss	
Interco exchange diff unrealised	
Share option costs	
Exceptional items	
P&L on disposal of business	
Management fees	
EBIT	
EBIT %	
Net Interest	
Profit before Tax	
Tax	
Profit after Tax	
Dividends	
Retained Profit/(Loss)	
Retained Profit/(Loss) %	
Turnover	
Office Income	
Meeting Room & VC	
Office facility	
Net Space	
Telephone	
Client IT	
Customer Service	
RVO Fees	
Support / Early exit	
Disputation / Flood	
Fee Revenue	
Total Turnover	
Product Cost	
Video conferencing	
Parking	
Telephone	
Client IT support	
Customer Services	
Disputation / Flood	
Total Product Cost	
% of Turnover	
Variable Centre Costs	
Centre Travel Costs	
Centre Personnel Expenses	
Centre Personnel Costs	
Centre Maintenance	
Other Variable Overheads	
Total Variable Centre Costs	
% of Turnover	
Fixed Centre Costs	
Rent	
Other Facility Costs	
Equipment Rental	
Depreciation	
Release of def capital contribution	
P&L on disposal of owned assets	
Legal Fees centre specific	
Audit Fees -building owner certificates	
Total Fixed Centre Costs	

17/1/12

Regus UK - Total P&L by entity	
PERIODIC	
Dec-2011	
% of Turnover	
Total Centre Costs	
Centre Costs %	
Centre Contribution (La. CBIT)	
CBIT %	
CBITDA	
CBITDA %	

KPIs

REV/POW (excl. Meeting Room) - £s	
Office WIP/W - £s	
REV/PAMS - £s	
Office WIP Occupancy %	
Occupied Workstations (Avg)	
Empty Workstations	
Available Workstations (Avg)	
Meeting Room seats	
Centre staff - FTE	
Occupied WIP per staff member	
Number of RVO's	
Average price per link - £s	
Customer Services Profit - £000s	
Customer Services Profit %	
Telephone Profit - £000s	
Telephone Profit %	
CBITDANCE - £000s	

Total Overheads	
Resident	
Employee Salary Related Costs	
Other overheads	
External Sales Marketing Advertising	
Professional Fees	
Total Total Overheads (incl Depreciation)	
Depreciation of Tangible Assets - Owned	
Amortisation of Intangible Assets	
Total Depreciation & Amortisation	
Total SCLA (including Depreciation)	