

Chelsea FC plc

**Directors' report and financial
statements**

Registered number 2536231

Year ended 30 June 2013

MONDAY



A2OCJ5JU

A43

30/12/2013

#36

COMPANIES HOUSE

Contents

Directors' report	1
Statement of Directors' responsibilities in respect of the Directors' report and the Financial Statements	5
Independent auditor's report to the members of Chelsea FC plc	6
Consolidated profit and loss account	8
Consolidated statement of total recognised gains and losses	9
Consolidated statement of historical cost profits and losses	9
Balance sheet	10
Consolidated cash flow statement	11
Reconciliation of net cash flow to movement in net debt	11
Notes	12

Directors' report

The Directors present their annual report and the audited financial statements for the year ended 30 June 2013

Principal activities

The principal activities of the Group are the operation of a professional football club, the provision of catering and function facilities, hoteliers, retailing and media activities, car park management, event organisation and property development and management

Review of the business

The loss for the year was £49.4m compared to a profit of £1.4m for the previous year

The year saw turnover decrease to £255.8m from £257.5m, a decrease of £1.7m. This was predominantly due to an increase in sponsorship income due to additional agreements being signed in the year offset by a decrease in the broadcasting revenues as a result of being Champions League winners in the 2011/12 season. Other business activities also saw increases in turnover compared with the previous year, predominantly merchandising.

Operating expenses of £317.1m were £12.4m up on the previous year. This was due to a decrease in payroll costs (before exceptional items) of £3.3m, an increase in the loss arising on foreign exchange movements of £6.2m, an increase in other operating expenses of £2.2m and player amortisation and depreciation of £7.3m.

The business had an exceptional cost of £3.9m (2012 credit £2.9m) in the year. This is explained in note 3 to the accounts.

The football club made a profit on player trading of £14.5m in the year (2012 £28.8m) principally due to the sale of Daniel Sturridge to Liverpool and Raul Meireles to Fenerbahce.

In the prior year the football club also made a profit on the cancellation of £15.0m non-equity preference shares previously owned by British Sky Broadcasting Group plc (BSkyB) and the write back of £3.4m of accrued preference share dividend associated with these shares.

Balance Sheet

Intangible assets have decreased to £195.7m from £201.3m. This is as a result of £63.7m of player acquisitions offset by the net book value of disposals of £10.4m and amortisation of £58.9m.

Tangible fixed assets are £181.3m at the year end. As in prior years, the bulk of the £4.5m additions have been spent on improving facilities at Stamford Bridge and the training ground at Cobham.

Our net current liabilities at £49.0m have decreased by £30.1m. This is as a result of an increase in trade debtors of £20.3m, mainly due to the amounts owed following player trading activities, the recognition of a deferred tax asset of £1.6m in relation to The Hotel at Chelsea Limited, the increase in cash of £9.1m and the decrease in other taxes and social security of £8.5m and the increase in prepayments and accrued income of £3.2m. This has been offset by an increase in accruals and deferred income of £15.3m due to additional sponsorship agreements completed in the year. Other net movements have resulted in a change in working capital of £4.7m.

Creditors falling due after more than one year of £29.1m have decreased by £14.5m from £43.6m in 2012. This is predominantly due to the amounts owed in relation to player trading.

Directors' report *(continued)*

Principal risks and uncertainties

There are a number of potential risks and uncertainties which could have a material impact on the Group's long term performance. These risks and uncertainties are monitored by the Board on a regular basis.

Income

The Group derives the bulk of its income from football activities and related merchandising of which three principal sources stand out, gate receipts, television and commercial income including merchandising.

All three sources of income are dependent on the performance of the first team and its appeal to football supporters. The performance of the first team is significantly influenced by the quality of the coaching staff and the players that the football club can attract in a highly competitive market both on the domestic and European levels.

Expenditure

In order to attract the talent which will continue to win domestic and European trophies and therefore drive increases in our revenue streams, the football club continually invests in the playing staff by way of both transfers and wages.

Regulatory Environment

The football club is regulated by the rules of the FA, FAPL, UEFA and FIFA. These regulations have a direct impact on the football club as they cover areas such as the division of centrally negotiated television deals and the operation of the transfer market. The football club has staff whose roles include ensuring that the football club monitors the evolution of these rules and ensures compliance with them.

The introduction of the UEFA financial fair play regulations from the 2011/12 season provides a significant challenge. The football club needs to balance success on the field together with the financial imperatives of this new regime.

Funding

Funds are provided by the football club's parent company Fordstam Limited, which is supported by the ultimate owner, Mr R Abramovich. The Group has increased net debt by £75.0m in the last financial year (2012 increase in net debt of £71.7m), however as described in the review of the business and in note 18 to the accounts, the debt has been converted into equity during the year via the allotment of ordinary shares.

The football club reviews and updates its forecasts on a regular basis and keeps the owner aware of its financial commitments going forward.

Key Performance Indicators

The principal key performance indicators for 2012/13 of both a financial and non-financial nature were as follows -

Non-Financial

- Europa League winners (2012 Champions League winners)
- FAPL 3rd place (2012 FAPL 6th place)
- FA Cup Semi-finalists (2012 FA Cup winners)
- Average league attendance of 40,072 (2012 40,344)

Financial (reviewed by the board on a monthly basis)

- Revenue growth
- Payroll costs
- Operating result before player trading and amortisation
- Gains/losses on player trading
- Player acquisition costs
- Capital expenditure
- Debt owed to group undertakings
- Compliance with UEFA Financial Fair Play Regulations
- Compliance with FAPL enhanced financial regulations

Directors' report *(continued)*

Directors

The Directors who held office during the year were as follows

B Buck
E Tenenbaum
R Gourlay
M Granovskaia (appointed 25 June 2013)

Company Secretary

AL Shaw served as Company Secretary throughout the year

Results and dividends

The net loss for the year, after taxation and minority interest, was £49,440,000 (*2012 profit £1,378,000*) The Directors do not recommend the payment of a dividend for the financial year (*2012 £nil*)

Going concern basis

The Company is reliant on its parent undertaking, Fordstam Limited, for its continued financial support The Company has received confirmation from its parent undertaking that sufficient funds will be provided to finance the business for the foreseeable future The Directors have therefore adopted the going concern basis in preparing these financial statements

Fixed assets

The movements in fixed assets during the year are as shown in notes 10 to 12 to the financial statements The intangible fixed assets include the unamortised portion of the cost of players' registrations

At 30 June 2013 the Directors do not consider there to be any significant difference between the book value and the market value of land and buildings

Officers of Chelsea Football Club Limited have valued the playing staff The average of their aggregate valuation as at 30 June 2013 was £272,200,000 (*2012 £278,500,000*) The valuations assume willing buyers for the relevant players' registrations on normal contractual terms and an orderly disposal over a period of time

Suppliers

The Company agrees terms and conditions for its goods and services with suppliers and seeks to abide by these payment terms subject to the agreed terms and conditions being met by the supplier Amounts due to the Company's suppliers at the balance sheet date represent approximately 24 days (*2012 15 days*) credit based on the total amounts of goods and services invoiced by them

Employees

The Group recognises the importance of good employee relations and communications and involves employees as appropriate to each Company's circumstances Employees are regularly kept informed of and express their view on activities which are of concern to them or are likely to affect their interests

Disabled persons are given full and fair consideration in all applications for employment Equal consideration is also given for training, career development and opportunities for promotion If an existing employee becomes disabled, such steps that are practical are taken, in respect of adjustments to premises or employment arrangements, to retain him/her in employment Where appropriate, rehabilitation and suitable training are given

Political and charitable donations

The Group made charitable donations of £751,564 (*2012 £613,297*)

Directors' report *(continued)*


Disclosure of information to auditor

The Directors who held office at the date of approval of this Directors' report confirm that, so far as they are each aware, there is no relevant audit information of which the Company's auditor is unaware, and each director has taken all the steps that he ought to have taken as a director to make himself aware of any relevant audit information and to establish that the Company's auditor is aware of that information

Auditor

Pursuant to Section 487 of the Companies Act 2006, the auditor will be deemed to be re-appointed and KPMG LLP will therefore continue in office

By order of the Board



AL Shaw
Secretary

Stamford Bridge
Fulham Road
LONDON
SW6 1HS

15 October 2013

Statement of Directors' responsibilities in respect of the Directors' report and the Financial Statements

The Directors are responsible for preparing the Directors' report and the financial statements in accordance with applicable law and regulations

Company law requires the Directors to prepare financial statements for each financial year. Under that law they have elected to prepare the Group and Parent Company financial statements in accordance with UK Accounting Standards and applicable law (UK Generally Accepted Accounting Practice).

Under company law the Directors must not approve the financial statements unless they are satisfied that they give a true and fair view of the state of affairs of the Group and Parent Company and of their profit or loss for that period. In preparing each of the Group and Parent Company financial statements, the Directors are required to

- select suitable accounting policies and then apply them consistently,
- make judgments and estimates that are reasonable and prudent,
- state whether applicable UK Accounting Standards have been followed, subject to any material departures disclosed and explained in the financial statements, and
- prepare the financial statements on the going concern basis unless it is inappropriate to presume that the Group and the Parent Company will continue in business.

The Directors are responsible for keeping adequate accounting records that are sufficient to show and explain the Parent Company's transactions and disclose with reasonable accuracy at any time the financial position of the Parent Company and enable them to ensure that its financial statements comply with the Companies Act 2006. They have general responsibility for taking such steps as are reasonably open to them to safeguard the assets of the Group and to prevent and detect fraud and other irregularities.



KPMG LLP

Edward VII Quay
Navigation Way
Preston
PR2 2YF

Independent auditor's report to the members of Chelsea FC plc

We have audited the financial statements of Chelsea FC plc for the year ended 30 June 2013 set out on pages 8 to 27. The financial reporting framework that has been applied in their preparation is applicable law and UK Accounting Standards (UK Generally Accepted Accounting Practice).

This report is made solely to the Company's members, as a body, in accordance with Chapter 3 of Part 16 of the Companies Act 2006. Our audit work has been undertaken so that we might state to the Company's members those matters we are required to state to them in an auditor's report and for no other purpose. To the fullest extent permitted by law, we do not accept or assume responsibility to anyone other than the Company and the Company's members, as a body, for our audit work, for this report, or for the opinions we have formed.

Respective responsibilities of directors and auditor

As explained more fully in the Directors' Responsibilities Statement set out on page 5, the Directors are responsible for the preparation of the financial statements and for being satisfied that they give a true and fair view. Our responsibility is to audit, and express an opinion on, the financial statements in accordance with applicable law and International Standards on Auditing (UK and Ireland). Those standards require us to comply with the Auditing Practices Board's (APB's) Ethical Standards for Auditors.

Scope of the audit of the financial statements

A description of the scope of an audit of financial statements is provided on the Financial Reporting Council's website at www.frc.org.uk/auditscopeukprivate.

Opinion on financial statements

In our opinion the financial statements

- give a true and fair view of the state of the Group's and of the Parent Company's affairs as at 30 June 2013 and of the Group's loss for the year then ended,
- have been properly prepared in accordance with UK Generally Accepted Accounting Practice, and
- have been prepared in accordance with the requirements of the Companies Act 2006.

Opinion on other matter prescribed by the Companies Act 2006


In our opinion the information given in the Directors' report for the financial year for which the financial statements are prepared is consistent with the financial statements.

Independent auditor's report to the members of Chelsea FC plc *(continued)*

Matters on which we are required to report by exception

We have nothing to report in respect of the following matters where the Companies Act 2006 requires us to report to you if, in our opinion

- adequate accounting records have not been kept by the Parent Company, or returns adequate for our audit have not been received from branches not visited by us, or
- the Parent Company Financial Statements are not in agreement with the accounting records and returns, or
- certain disclosures of directors' remuneration specified by law are not made, or
- we have not received all the information and explanations we require for our audit



Martin Newsholme (Senior Statutory Auditor)
for and on behalf of KPMG LLP,
Statutory Auditor
Chartered Accountants
Preston

15 October 2013

Consolidated profit and loss account
for the year ended 30 June 2013

	Note	Operations excluding player trading 2013 £000	Player amortisation and trading 2013 £000	Total 2013 £000	Total 2012 £000
Turnover Group and share of joint venture	1,2	255,772	-	255,772	257,534
Less: Share of joint venture's turnover		-	-	-	(1,796)
Group turnover		255,772	-	255,772	255,738
Operating expenses		(258,295)	(58,758)	(317,053)	(304,646)
Exceptional items	3	(3,983)	-	(3,983)	2,913
Group operating loss		(6,506)	(58,758)	(65,264)	(45,995)
Share of operating profit in joint venture		-	-	-	209
Total operating loss Group and share of joint venture		(6,506)	(58,758)	(65,264)	(45,786)
Profit on disposal of player registrations	3	-	14,452	14,452	28,794
Profit on cancellation of shares	3	-	-	-	18,375
Loss on disposal of tangible fixed assets	3	(57)	-	(57)	-
Loss on disposal of investments	3	-	-	-	(161)
(Loss)/profit before interest and taxation		(6,563)	(44,306)	(50,869)	1,222
Other interest receivable and similar income					
Group	6	158	-	158	151
Share of joint venture		-	-	-	5
		158	-	158	156
Interest payable and similar charges					
Group	7	(1)	-	(1)	-
		(1)	-	(1)	-
(Loss)/profit on ordinary activities before taxation	3	(6,406)	(44,306)	(50,712)	1,378
Taxation on (loss)/profit on ordinary activities					
Group	8	1,272	-	1,272	-
(Loss)/profit for the financial year	19	(5,134)	(44,306)	(49,440)	1,378

All activities relate to continuing operations

Consolidated statement of total recognised gains and losses
for the year ended 30 June 2013

	<i>Note</i>	2013 £000	2012 £000
(Loss)/profit for the financial year	19	(49,440)	1,378
Gain on revaluation of fixed assets	19	205	-
Total recognised gains and losses relating to the year		(49,235)	1,378


Consolidated statement of historical cost profits and losses
for the year ended 30 June 2013

	<i>Note</i>	2013 £000	2012 £000
(Loss)/profit on ordinary activities before taxation		(50,712)	1,378
Difference between historical cost depreciation charge and depreciation charge based on revalued amounts	19	1,261	1,261
Historical cost (loss)/profit on ordinary activities before taxation		(49,451)	2,639

Balance sheet
at 30 June 2013

	<i>Note</i>	Group		Company	
		2013	2012	2013	2012
		£000	£000	£000	£000
Fixed assets					
Intangible assets	10	195,674	201,276	-	-
Tangible assets	11	181,339	184,651	3,869	3,990
Investments	12	-	-	780,287	780,000
		<u>377,013</u>	<u>385,927</u>	<u>784,156</u>	<u>783,990</u>
Current assets					
Stocks	13	1,024	1,100	-	-
Debtors Due in one year	14	47,526	34,839	36,885	27,335
Due after one year	14	30,625	18,034	22,361	9,962
		<u>78,151</u>	<u>52,873</u>	<u>59,246</u>	<u>37,297</u>
Total debtors		<u>78,151</u>	<u>52,873</u>	<u>59,246</u>	<u>37,297</u>
Cash at bank and in hand		26,107	16,986	25,867	16,904
		<u>105,282</u>	<u>70,959</u>	<u>85,113</u>	<u>54,201</u>
Creditors Amounts falling due within one year	15	(154,299)	(150,082)	(23,113)	(30,992)
Net current (liabilities)/assets		<u>(49,017)</u>	<u>(79,123)</u>	<u>62,000</u>	<u>23,209</u>
Total assets less current liabilities		<u>327,996</u>	<u>306,804</u>	<u>846,156</u>	<u>807,199</u>
Creditors Amounts falling due after one year	16	(29,050)	(43,623)	-	-
Net assets		<u>298,946</u>	<u>263,181</u>	<u>846,156</u>	<u>807,199</u>
Capital and reserves					
Called up share capital	18	1,956	1,913	1,956	1,913
Share premium account	19	996,469	911,512	996,469	911,512
Revaluation reserve	19	21,303	22,359	12,881	12,881
Profit and loss account	19	(720,819)	(672,640)	(165,150)	(119,107)
		<u>298,909</u>	<u>263,144</u>	<u>846,156</u>	<u>807,199</u>
Shareholders' funds		<u>298,909</u>	<u>263,144</u>	<u>846,156</u>	<u>807,199</u>
Minority interests		37	37	-	-
		<u>298,946</u>	<u>263,181</u>	<u>846,156</u>	<u>807,199</u>

These financial statements were approved by the Board of Directors on 15 October 2013 and were signed on its behalf by



Mr B Buck
Director

Registered number 2536231

Consolidated cash flow statement
for the year ended 30 June 2013

	<i>Note</i>	2013 £000	2012 £000
Cash inflow/(outflow) from operating activities	20	1,234	(27,278)
Returns on investments and servicing of finance	21	157	151
Capital expenditure and financial investment	21	(76,424)	(51,040)
Acquisitions	21	-	6,422
Financing	21	84,154	71,177
Increase/(decrease) in cash	22	9,121	(568)

Reconciliation of net cash flow to movement in net debt
for the year ended 30 June 2013

	<i>Note</i>	2013 £000	2012 £000	2012 £000
Increase/(decrease) in cash	22	9,121	(568)	
Cash outflow from change in net debt and lease financing	22	(84,154)	(71,177)	
Movement in net debt in period		(75,033)		(71,745)
Debt repaid through issue of equity shares		85,000		166,600
Cancellation of preference shares		-		15,000
Net debt at 1 July	22	18,146		(91,709)
Net debt at 30 June	22	28,113		18,146

Notes (forming part of the financial statements)

1 Accounting policies

The following accounting policies have been applied consistently in dealing with items which are considered material in relation to the Group's financial statements

Basis of preparation of financial statements

The financial statements have been prepared in accordance with applicable accounting standards, under the historical cost convention, as modified where applicable to include the revaluation of freehold and long leasehold land and buildings, and within the requirements of the Companies Act 2006

Basis of consolidation

The Group financial statements incorporate the financial statements of Chelsea FC plc and all its subsidiary undertakings for the year ended 30 June 2013 (see note 28). Acquisitions are accounted for under the acquisition method of accounting with goodwill representing any excess of the fair value of the consideration given over the fair value of the identifiable assets and liabilities acquired, being capitalised in the consolidated balance sheet and amortised over its expected useful life, being no greater than 20 years

A separate profit and loss account dealing with the results of the Company alone has not been presented as permitted by Section 408 of the Companies Act 2006 (see note 9)

Going concern

The Company is reliant on its parent undertaking, Fordstam Limited, for its continued financial support. The Company has received confirmation from its parent undertaking that sufficient funds will be provided to finance the business for the foreseeable future. The Directors have therefore adopted the going concern basis in preparing these financial statements

Related party transactions

The Directors have taken advantage of the exemption in FRS 8, paragraph 3(a), and have therefore not disclosed transactions or balances with entities which form part of the group (or investees of the group qualifying as related parties)

Investment in subsidiaries

Subsidiary companies are valued in the parent Company balance sheet at cost. Where an impairment in value occurs and it is considered to be permanent, the impairment below the cost of the investment, including loans, is written off to the profit and loss account

Tangible fixed assets and depreciation

Tangible fixed assets are stated at cost or valuation less depreciation. Depreciation is provided at rates calculated to write off the cost or valuation less estimated residual value of each asset over its expected useful life, as follows

Freehold land	Not depreciated
Long leasehold land	Not depreciated
Assets in the course of construction	Not depreciated
Freehold and long leasehold buildings	50 years on a straight line basis
Plant and equipment	2 to 10 years on a straight line basis

Players' registrations

All costs associated with the acquisition of player's registrations are capitalised as intangible fixed assets and are amortised evenly over the period of the players' initial contract of employment with the Group. In the event that the initial contract is renegotiated prior to expiry, the written down value at the date of renegotiation is amortised over the extended period. Fees receivable are set off against the players' net book value at the date of sale, plus any payments made in settlement of the contracts, and the difference is treated as a profit or loss on disposal

The Directors review the carrying value of the players' registrations for impairment where events or changes in circumstances indicate that the carrying value of the asset may not be recoverable. To the extent that the carrying value exceeds the recoverable amount, the asset is impaired and the impairment loss is recognised in the profit and loss account

Notes (continued)

1 Accounting policies (continued)

Players' signing on fees

Players' contracts of employment may include a signing on fee payable in equal instalments over the period of contract. The Group's policy is to charge such fees to the profit and loss account as they fall due under the terms of the contract.

Stadium development

The Group capitalises all expenditure incurred for the development of the Stamford Bridge Stadium.

Capitalised Interest

Separately identifiable borrowing costs and interest incurred on the development of specific projects are capitalised as part of the Group's development costs for that project.

Investment properties

In accordance with Statements of Standard Accounting Practice ("SSAP") 19 "Accounting for Investment Properties", investment properties are revalued periodically and the aggregate surplus or deficit is transferred to a revaluation reserve. No depreciation is provided in respect of investment properties.

Compliance with SSAP 19 requires departure from the requirements of the Companies Act 2006 relating to depreciation and an explanation of the departure is given below.

The Companies Act 2006 requires all properties to be depreciated. However, this requirement conflicts with the generally accepted accounting principle set out in SSAP 19. The Directors consider that, as these properties are held for their investment potential, to depreciate them would not give a true and fair view and that it is necessary to adopt SSAP 19 in order to give a true and fair view.

If this departure from the Act had not been made, the profit for the year would have been decreased by a charge for depreciation. However, the amount of depreciation cannot reasonably be quantified because depreciation is only one of many factors reflected in the periodic valuations and the amount which might otherwise have been shown cannot be separately identified or quantified.

Taxation

The charge for tax is based on the loss for the year and takes into account taxation deferred because of timing differences between the treatment of certain items for taxation and accounting purposes.

Deferred tax is recognised without discounting in respect of all timing differences between the treatment of certain items for taxation and accounting purposes which have arisen but not reversed by the balance sheet date, except as otherwise required by FRS 19 'Deferred tax'.

Turnover

Turnover represents all income arising from the ordinary activities of the Group excluding transfer fees and excluding Value Added Tax. Principal sources of income include match day, media, commercial and operation of hotel and stadium facilities.

Leasing and hire purchase commitments

Assets held under hire purchase contracts and finance leases, and the related obligations, are recorded in the balance sheet at the fair value of the assets at the inception of each contract or lease. The amounts by which the payments exceed the recorded obligations are amortised over each contract or lease term to give a constant rate of charge on the remaining balance of the obligation.

Notes (continued)

1 Accounting policies (continued)

Classification of financial instruments issued by the Group

Under FRS 25, financial instruments issued by the Group are treated as equity (i.e. forming part of shareholders' funds) only to the extent that they meet the following two conditions

- a) They include no contractual obligations upon the Group to deliver cash or other financial assets or to exchange financial liabilities with another party under conditions that are potentially unfavourable to the Group, and
- b) Where the instrument will or may be settled in the Group's own equity instruments, it is either a non-derivative that includes no obligation to deliver a variable number of the Company's own equity instruments or is a derivative that will be settled by the Company exchanging a fixed amount of cash or other financial assets for a fixed number of its own equity instruments

To the extent that this definition is not met, the proceeds of issue are classified as a financial liability. Where the instrument so classified takes the legal form of the Group's own shares, the amounts presented in these financial statements for called up share capital and share premium account exclude amounts in relation to those shares

Finance payments associated with financial liabilities are dealt with as part of interest payable and similar charges. Finance payments associated with financial instruments that are classified as part of shareholder's funds (see dividend policy) are dealt with as appropriations in the reconciliation of movements in shareholders' funds

Operating leases

Payments made under leases regarded as operating leases are charged to the profit and loss account on a straight line basis over the lease term

Pensions

The Group operates a number of defined contribution schemes. Contributions to these schemes are charged to the profit and loss account as incurred. The Group is one of a number of employers in a shared defined benefit scheme for playing staff. The defined benefit scheme is a multi-employer scheme and in accordance with FRS 17 has been treated as a defined benefit contribution scheme

Stocks

Stocks, which comprise goods held for resale, are valued at the lower of cost and net realisable value

Foreign currencies

Transactions in foreign currencies are translated into sterling at the rate of exchange ruling on the transaction date. Foreign currency monetary assets and liabilities are translated into sterling at the rate of exchange ruling at the balance sheet date. Exchange gains and losses are included in the profit and loss account

Deferred income

Income from season tickets, sponsorship, broadcasting and other commercial contracts, which has been received prior to the year end in respect of future football seasons, is treated as deferred income

Debt

Debt is initially stated at the amount of the net proceeds after deducting any issue costs which are amortised over the life of the debt, in accordance with FRS 4 'Capital Instruments'

Notes (continued)

2 Segmental analysis of turnover

	2013 £000	2012 £000
Broadcasting	105,435	112,815
Matchday	70,693	77,742
Commercial	79,644	66,977
	<u>255,772</u>	<u>257,534</u>
Less, share of joint venture turnover – Digital Media	-	(1,796)
	<u>255,772</u>	<u>255,738</u>

All turnover arises in the United Kingdom and relates to continuing operations

3 Loss on ordinary activities before taxation

	2013 £000	2012 £000
Loss on ordinary activities before taxation is stated after charging / (crediting)		
Depreciation of tangible fixed assets	8,032	9,945
Amortisation of intangible assets	58,758	49,506
Amortisation of goodwill	93	38
Operating lease rentals		
Land and buildings	322	313
Plant and equipment	45	58
Auditor's remuneration		
Fees payable to the Company's auditor for the audit of the Company's annual accounts	18	16
Fees payable to the Company's auditor and its associates for other services		
The audit of the Company's subsidiaries pursuant to legislation	68	71
The audit of the Company's interim accounts	29	23
Other	7	2
Tax services	45	39
All other services	56	100
Profit on disposal of player registrations	(14,452)	(28,794)
Exceptional items	3,983	(2,913)
Profit on cancellation of shares	-	(18,375)
Loss on disposal of tangible fixed assets	57	-
Loss on disposal of investments	-	161
	<u></u>	<u></u>

Exceptional items consist of impairment of player registrations £nil (2012 £1.8m), and a provision for termination payments and compensation in relation to the changes in the first team management structure during the year £4.0m (2012 credit £4.7m)

Notes (continued)

4 Staff numbers and costs

The average number of employees (including directors) of the Group during the year was as follows

	2013 Number	2012 Number
Playing staff, managers and coaches	95	89
Administration and commercial	534	515
	<u>629</u>	<u>604</u>

The Group also employs approximately 570 (2012 550) temporary staff on match days

The aggregate payroll costs of these employees (including directors) were as follows

	2013 £000	2012 £000
Wages and salaries	151,649	138,998
Social security costs	18,579	18,443
Other pension costs	6,340	13,595
	<u>176,568</u>	<u>171,036</u>

In 2013, wages and salaries includes an exceptional cost of £3,983,000 (2012 credit £4,700,000) See note 3 for explanation

5 Directors' remuneration

	2013 £000	2012 £000
Directors' emoluments	1,333	861
Company contributions to money purchase pension schemes	50	50
	<u>1,383</u>	<u>911</u>

	Number	Number
The number of directors to whom retirement benefits are accruing is		
Money purchase schemes	1	1

The emoluments of the highest paid director were

	2013 £000	2012 £000
Aggregate emoluments	1,333	861
Money purchase pension contributions	50	50
	<u>1,383</u>	<u>911</u>

Other directors were paid for their services outside of the group

6 Other interest receivable and similar income

	2013 £000	2012 £000
Bank interest receivable	158	156

Notes (continued)

7 Interest payable and similar charges

	2013 £000	2012 £000
Bank interest payable	1	-

8 Taxation

	2013 £000	2012 £000
Current tax:		
UK corporation tax at 23.75% (2012: 25.5%)	-	-
Total current tax	-	-
Deferred tax (see note 17)		
Origination/reversal of timing differences	1,272	-
Total deferred tax	1,272	-
Factors affecting the tax charge for the year:		
(Loss)/profit on ordinary activities before taxation	(50,712)	1,378
(Loss)/profit on ordinary activities multiplied by the standard rate of UK corporation tax of 23.75% (2012: 25.5%)	(12,044)	351
Effects of:		
Non deductible expenditure	2,288	5,183
Income not taxable	-	(4,771)
Effect of tax rates in foreign jurisdictions	(821)	134
Losses available to carry forward	11,307	-
Group relief claimed	(495)	(690)
Utilisation of losses brought forward	(613)	(906)
Movement on deferred tax not provided	378	699
	12,044	(351)
Current tax charge	-	-
Losses available to carry forward at 30 June	632,596	602,562

9 Company result for the financial year

The Company has taken advantage of Section 408 of the Companies Act 2006 and has not presented its own profit and loss account. The loss for the financial year dealt with in the accounts of Chelsea FC plc was £46,043,000 (2012: £71,404,000).

Notes (continued)

10 Intangible fixed assets

Group	Goodwill £000	Cost of players' registrations £000	Total £000
<i>Cost</i>			
At 1 July 2012	860	376,434	377,294
Additions	-	63,721	63,721
Disposals	-	(55,584)	(55,584)
At 30 June 2013	860	384,571	385,431
<i>Amortisation</i>			
At 1 July 2012	38	175,980	176,018
Charge for the year	93	58,758	58,851
Disposals	-	(45,112)	(45,112)
At 30 June 2013	131	189,626	189,757
<i>Net book value</i>			
At 30 June 2013	729	194,945	195,674
At 30 June 2012	822	200,454	201,276

11 Tangible fixed assets

Group	Investment property freehold £000	Land and buildings £000	Plant and equipment £000	Assets in the course of construction £000	Total £000
<i>Cost or valuation</i>					
At 1 July 2012	2,591	188,213	40,602	58	231,464
Additions	-	-	4,292	178	4,470
Disposals	-	-	(1,466)	(57)	(1,523)
Revaluation	205	-	-	-	205
Transfer from Group company	-	-	111	-	111
At 30 June 2013	2,796	188,213	43,539	179	234,727
<i>Depreciation</i>					
At 1 July 2012	-	27,376	19,437	-	46,813
Charge for the year	-	3,408	4,624	-	8,032
On Disposals	-	-	(1,466)	-	(1,466)
Transfer from Group company	-	-	9	-	9
At 30 June 2013	-	30,784	22,604	-	53,388
<i>Net book value</i>					
At 30 June 2013	2,796	157,429	20,935	179	181,339
At 30 June 2012	2,591	160,837	21,165	58	184,651

The Group does not hold any fixed assets under hire purchase or finance lease at the year end. Finance costs capitalised included in the value of tangible fixed assets amount to £2,003,000 (2012 £2,003,000).

Notes (continued)

11 Tangible fixed assets (continued)

	2013 £000	2012 £000
The net book value of land and buildings comprises		
Freehold	36,759	37,890
Long leasehold	123,456	125,528
Short leasehold	10	10
	<u>160,225</u>	<u>163,428</u>
The value of land and buildings determined according to the historical cost accounting rules is as follows		
Group	2013 £000	2012 £000
Cost		
Freehold property	40,984	40,984
Long leasehold property	122,495	122,495
	<u>163,479</u>	<u>163,479</u>
Depreciation		
Freehold property	8,257	7,638
Long leasehold property	23,631	21,181
	<u>31,888</u>	<u>28,819</u>
Net book value		
Freehold property	32,727	33,346
Long leasehold property	98,864	101,314
	<u>131,591</u>	<u>134,660</u>

Company	Freehold land £000	Plant and Equipment £000	Assets in the course of construction £000	Total £000
Cost or valuation				
At 1 July 2012	312	7,150	-	7,462
Additions	-	1,263	-	1,263
Disposals	-	(661)	-	(661)
At 30 June 2013	<u>312</u>	<u>7,752</u>	<u>-</u>	<u>8,064</u>
Depreciation				
At 1 July 2012	-	3,472	-	3,472
Charge for the year	-	1,384	-	1,384
Disposals	-	(661)	-	(661)
At 30 June 2013	<u>-</u>	<u>4,195</u>	<u>-</u>	<u>4,195</u>
Net book value				
At 30 June 2013	<u>312</u>	<u>3,557</u>	<u>-</u>	<u>3,869</u>
At 30 June 2012	<u>312</u>	<u>3,678</u>	<u>-</u>	<u>3,990</u>

Notes (continued)

12 Fixed asset investments

Company	Subsidiary undertakings £000	Loan to group undertaking £000	Total £000
Cost			
At 1 July 2012	128,636	727,052	855,688
Additions	-	46,318	46,318
At 30 June 2013	128,636	773,370	902,006
Provision			
At 1 July 2012	2,922	72,766	75,688
Impairment	-	46,031	46,031
At 30 June 2013	2,922	118,797	121,719
Net book value			
At 30 June 2013	125,714	654,573	780,287
At 30 June 2012	125,714	654,286	780,000

As required under FRS 11 'Impairment of fixed assets and goodwill', the Directors have re-assessed the appropriateness of the carrying value of subsidiary undertakings and an impairment of £46,031,000 (2012 £71,404,000) against the value of investments in subsidiary undertakings was recorded following a review of the carrying value in comparison with recent corporate transactions involving FA Premier League football clubs

13 Stocks

	Group		Company	
	2013 £000	2012 £000	2013 £000	2012 £000
Goods held for resale	1,024	1,100	-	-

14 Debtors

	Group		Company	
	2013 £000	2012 £000	2013 £000	2012 £000
Due in less than one year				
Trade debtors	34,480	26,761	33,529	24,973
Other debtors	2,221	1,293	24	15
Prepayments and accrued income	8,819	5,625	1,326	1,187
Amounts owed by Group Companies	2,006	1,160	2,006	1,160
	47,526	34,839	36,885	27,335

Included within the other debtors balance is a deferred tax asset of £1,559,069 (2012 £287,061)

Notes (continued)

14 Debtors (continued)

	Group		Company	
	2013	2012	2013	2012
	£000	£000	£000	£000
Due after one year:				
Trade debtors	22,189	9,560	13,925	1,488
Other debtors	8,436	8,474	8,436	8,474
	<u>30,625</u>	<u>18,034</u>	<u>22,361</u>	<u>9,962</u>

As part of the Eurobond issue in 1997 the Company made a loan to Chelsea Pitch Owners plc of £11,151,000, which is interest free and has an unspecified repayment date. This was used to acquire the share capital of Chelsea Stadium Limited (previously Stardust Investments Limited) and discharge the debts of that Company in order to leave the freehold interest in the stadium site unencumbered.

On the same date, Chelsea Stadium Limited (previously Stardust Investments Limited) granted a long leasehold interest over the stadium site at a peppercorn rent to Chelsea Football Club Limited. Chelsea Pitch Owners plc is obliged to repay the debt in full. The balance outstanding at 30 June 2013 was £8,436,416 (2012 £8,474,374). The directors believe that the balance outstanding will be ultimately recovered.

15 Creditors, amounts falling due within one year

	Group		Company	
	2013	2012	2013	2012
	£000	£000	£000	£000
Trade creditors	51,511	47,955	8,624	5,767
Other taxes and social security	14,870	23,384	10,624	17,478
Other creditors	2,863	8,979	333	3,281
Accruals and deferred income	85,055	69,764	3,532	4,466
	<u>154,299</u>	<u>150,082</u>	<u>23,113</u>	<u>30,992</u>

£35,095,000 (2012 £33,252,000) of the accruals and deferred income balance represents season ticket sales for the 2013/14 season.

16 Creditors: amounts falling due after more than one year

	Group		Company	
	2013	2012	2013	2012
	£000	£000	£000	£000
Trade creditors	29,050	43,623	-	-
	<u>29,050</u>	<u>43,623</u>	<u>-</u>	<u>-</u>

Notes (continued)

17 Provisions for liabilities and charges

Deferred tax asset

Group

	Deferred tax	
	2013	2012
	£000	£000
At beginning of year	287	287
Credit to the profit and loss for the year	1,272	-
End of year	1,559	287

The elements of deferred taxation are as follows

	2013	2012
	£000	£000
Difference between accumulated depreciation and amortisation and capital allowances	(108)	-
Other timing differences	1	-
Tax losses	1,666	-
	1,559	-

A deferred tax asset of £1,559,069 (2012 £287,061) has been recognised predominantly in respect of trading losses within The Hotel at Chelsea Limited. The Directors believe these trading losses to be recoverable by offsetting against future trading profits.

Where there is uncertainty over the ability to utilise the losses against future taxable profits then no deferred tax asset has been recognised. No deferred tax asset has been recognised in the Company.

The Group and the Company have unrecognised deferred tax assets as follows.

	Group		Company	
	2013	2012	2013	2012
	£000	£000	£000	£000
Accelerated capital allowances	3,737	3,190	2,113	2,010
Tax losses	142,645	141,225	-	-
Other short term timing differences	24	32	11	28
Unrecognised deferred tax asset	146,406	144,447	2,124	2,038

18 Called up share capital

	Company		Company	
	2013	2012	2013	2012
	Number	Number	£000	£000
<i>Allotted, issued and fully paid</i>				
Ordinary shares of 1p each	195,585,000	191,335,000	1,956	1,913

The Company made an allotment of 4,250,000 ordinary shares of £0.01 each at £20.00 per share. The difference between the total consideration of £85,000,000 and the nominal value of £42,500 has been credited to the share premium account (£84,957,500).

Notes (continued)

19 Reconciliation of movement in equity shareholders' funds

Group	Share Capital £000	Share premium account £000	Revaluation reserve £000	Profit and loss account £000	Equity shareholders' funds £000
At 1 July 2012	1,913	911,512	22,359	(672,640)	263,144
Issued share capital	43	84,957	-	-	85,000
Profit for the financial year	-	-	-	(49,440)	(49,440)
Historic cost depreciation difference transfer	-	-	(1,261)	1,261	-
Revaluation	-	-	205	-	205
Shareholders' funds at 30 June 2013	1,956	996,469	21,303	(720,819)	298,909

Company	Share Capital £000	Share premium account £000	Revaluation reserve £000	Profit and loss account £000	Equity shareholders' funds £000
At 1 July 2012	1,913	911,512	12,881	(119,107)	807,199
Issue share capital	43	84,957	-	-	85,000
Gain on transfer of investment	-	-	-	-	-
Loss for the year	-	-	-	(46,043)	(46,043)
Shareholders' funds at 30 June 2013	1,956	996,469	12,881	(165,150)	846,156

20 Reconciliation of operating loss to net cash outflow from operating activities

	2013 £000	2012 £000
Operating loss	(65,264)	(45,995)
Depreciation	8,032	9,945
Amortisation of goodwill	93	38
Amortisation of intangible fixed assets	58,758	49,506
Impairment of players' registrations	-	1,787
Decrease/(increase) in stocks	76	(61)
Increase in debtors	(10,085)	(10,093)
Increase/(decrease) in creditors	9,624	(32,405)
Net cash inflow/(outflow) from operating activities	1,234	(27,278)

Notes (continued)

21 Analysis of cash flows for headings netted in the cash flow statement

	2013 £000	2012 £000
Returns on investments and servicing of finance		
Interest received	158	151
Interest paid	(1)	-
	<u>157</u>	<u>151</u>
Capital expenditure		
Purchase of tangible fixed assets	(4,470)	(5,432)
Purchase of intangible fixed assets	(86,899)	(83,918)
Sale of intangible fixed assets	14,945	38,310
	<u>(76,424)</u>	<u>(51,040)</u>
Financing		
Repayment of loans	(25,000)	(30,500)
Receipt from borrowings	109,154	101,677
	<u>84,154</u>	<u>71,177</u>
Acquisitions		
Cash acquired from subsidiary	-	6,422
	<u>-</u>	<u>6,422</u>

22 Analysis of net debt

	At 1 July 2012 £000	Cash flow £000	Other non-cash changes £000	At 30 June 2013 £000
Cash movements				
Cash at bank and in hand	16,986	9,121	-	26,107
	<u>16,986</u>	<u>9,121</u>	<u>-</u>	<u>26,107</u>
Debt due after one year	1,160	(84,154)	85,000	2,006
Net debt	<u>18,146</u>	<u>(75,033)</u>	<u>85,000</u>	<u>28,113</u>

Notes (continued)

23 Pension Commitments

a) Defined Benefit Scheme

Certain employees of the Group are members of The Football League Limited Pension and Life Assurance Scheme ('the scheme'). Accrual of benefits under a final salary basis was suspended with effect from 31 August 1999 following an actuarial review which revealed a substantial deficit.

As one of a number of participating employers, the Group is advised only of its share of the deficit in the scheme. The latest actuarial valuation as at 31 August 2008 highlighted that the Group share of the deficit was £199,443. The revised deficit is being paid off over a period of 10 years from 01 September 2009. The charge for the year is £58,948 (2012 £30,828).

b) Defined Contribution Schemes

The Group also contributes to other schemes providing benefits based upon contributions made. The assets of these other schemes are held separately from those of the Company in independently administered funds. The pension charge for the year was £6,340,000 (2012 £13,595,000). Amounts owed to the Schemes at the year end amounted to £137,828 (2012 £939,189), which represents the current amount due to be paid across to the schemes within the statutory time frame.

24 Operating leases and capital commitments

The annual commitments under non-cancellable operating leases are as follows for the Group

	Group		Company	
	2013	2012	2013	2012
	£000	£000	£000	£000
Land and buildings				
Leases expiring in one year	70	70	-	-
Leases expiring between two to five years	252	243	-	-
Leases expiring in more than five years	-	-	-	-
	<u>322</u>	<u>313</u>	<u>-</u>	<u>-</u>
Plant and equipment:				
Leases expiring in one year	36	21	32	17
Leases expiring between two to five years	9	37	9	37
	<u>45</u>	<u>58</u>	<u>41</u>	<u>54</u>
Capital expenditure commitments were as follows				
Contracted for but not provided				
Tangible fixed assets	3,457	-	-	-
	<u>3,457</u>	<u>-</u>	<u>-</u>	<u>-</u>

25 Contingent liabilities

Under the terms of certain contracts with other football clubs in respect of player transfers, additional amounts would be payable by the Group if certain conditions are met. The maximum amount that could be payable is £2,125,357 (2012 £3,388,000).

Notes (continued)

26 Control

The Directors consider Fordstam Limited to be the ultimate parent company of the Group, and the ultimate controlling party is Mr R Abramovich. The largest group of undertakings for which group accounts have been drawn up is that headed by Fordstam Limited.

The consolidated accounts of this Company and its parent Company may be obtained from the Registrar of Companies, Companies House, Crown Way, Cardiff, CF14 3UZ.

27 Post balance sheet events

Acquisition and disposal of players

Since the year end the Group has acquired the registration of seven football players at an initial cost of £56,172,000 (2012 £42,985,000) and disposed of the registration of one player at a profit of £673,000 (2012 £539,000).

The Group also received £nil (2012 £1,476,000) in respect of sell on clauses for players disposed of in previous years.

28 Principal subsidiary undertakings

The Company has the following subsidiary undertakings. All are 100% directly owned unless otherwise stated.

Trading	Nature of Business
Chelsea Car Parks Limited	Car park management
Chelsea Digital Media Limited	Television and Internet broadcasters
Chelsea Football Club Limited	Professional football club
The Hotel at Chelsea Limited	Hotel management and catering services
Chelsea FC Merchandising Limited	Merchandising, mail order and publications
Stamford Bridge Securities Limited	Property holding
Briskspring Limited	Investment holding company
Burnaby Investments LP	Investment company

Dormant

Chelsea TV Limited
Chelsea Limited
Chelsea Financial Consultants Limited
Fulham Holdings Limited

All the subsidiary undertakings are incorporated in Great Britain and registered in England and Wales, with the exception of Burnaby Investments LP which is a partnership registered in Jersey.

Burnaby Investments LP is a partnership between Briskspring Limited (the limited partner) and Burnaby GP Limited (the general partner).

The entire ordinary share capital and control of 100% of the voting rights of all the subsidiary undertakings are held by the Company, with the exception of Burnaby Investments LP, which is a direct subsidiary of Briskspring Limited.

Notes (continued)

29 Transactions with related parties

The Company conducts business transactions on a normal commercial basis with, and receives a number of services from the following related Companies

Group	2013	2013	2013	2013
	Sales to related party £000	Purchases from related party £000	Balance receivable £000	Balance payable £000
Mr R Abramovich	2,038	-	-	-
Skadden, Arps, Slate, Meagher & Flom UK	-	74	-	-
	<u> </u>	<u> </u>	<u> </u>	<u> </u>
Company	2013	2013	2013	2013
	Sales to related party £000	Purchases from related party £000	Balance receivable £000	Balance payable £000
Skadden, Arps, Slate, Meagher & Flom UK	-	-	-	-
	<u> </u>	<u> </u>	<u> </u>	<u> </u>
Group	2012	2012	2012	2012
	Sales to related party £000	Purchases from related party £000	Balance receivable £000	Balance payable £000
Mr R Abramovich	3,000	-	-	-
Skadden, Arps, Slate, Meagher & Flom UK	-	71	-	-
	<u> </u>	<u> </u>	<u> </u>	<u> </u>
Company	2012	2012	2012	2012
	Sales to related party £000	Purchases from related party £000	Balance receivable £000	Balance payable £000
Skadden, Arps, Slate, Meagher & Flom UK	-	67	-	-
	<u> </u>	<u> </u>	<u> </u>	<u> </u>

Sales to the Ultimate Controlling Party, Mr R Abramovich were in relation to corporate hospitality boxes. These sales were made at current market rates in line with other corporate hospitality box sales.

In the prior year, sales to Chelsea Digital Media Limited included recharges for studio hire and staff costs. Purchases included advertising, sponsorship and merchandising. As Chelsea Digital Media Limited is now a 100% owned subsidiary the Directors have taken advantage of the exemption in FRS 8, paragraph 3(a), and have therefore not disclosed transactions or balances with entities which form part of the group.

Purchases from Skadden, Arps, Slate, Meagher & Flom UK were in relation to legal and professional fees.

Mr Buck is a partner at Skadden, Arps, Slate, Meagher & Flom.