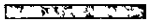


Financial Statements
31 March 2013



Registered No: 2479015


THURSDAY



LD2 28/11/2013 #96
COMPANIES HOUSE

Financial Statements

31 March 2013



Contents

Directors' report	2
Independent auditor's report to the members of Assetfinance City Investments Limited	5
Income statement	6
Statement of comprehensive income	6
Statement of financial position	7
Statement of cash flows	8
Statement of changes in equity	9
Notes on the financial statements	10

Directors' report for the year ended 31 March 2013

Principal activities

The Company's principal activity is to lease assets to third party lessees for an agreed term under finance lease arrangements. No change in the Company's activities is anticipated.

Business review

During the year the Company continued to manage the leasing transactions written in previous years.

Another group undertaking, HSBC Asset Finance (UK) Limited, provides agency services to the Company, charging an annual management fee. The services provided by the agent are to seek new business, to negotiate and to agree terms and to arrange the execution of all lease documents on behalf of the Company. The agent maintains accurate accounting and other records such as borrowing funds and settlement of all invoices relating to the services.

The business is funded principally by a parent undertaking through borrowing. The Company has no employees. Services required are provided by fellow HSBC Group companies. The Company has no stakeholders other than its parent Company.

Risk management

The financial risk management objectives and policies of the Company, together with an analysis of the exposure to such risks are set out in note 11 of the financial statements.

Performance

The Company's results for the year under review are as detailed in the income statement shown in these accounts.

UK corporation tax rates are being reduced and details of the changes are set out in notes 5 and 7 to the financial statements.

The key performance indicator used by management in assessing the performance of the Company is the monitoring of actual cash flows in comparison with the planned cash flows determined at the inception of the lease transactions. Its performance is also measured by reference to its net income as a percentage of the net investment in finance leases less related tax balances (deferred and current tax). Monthly management accounts are prepared and reviewed by the management of the HSBC Business in which this Company resides.

During the year the Company benefited from impairment credit amounting to £1,963 (2012: £62,619). These are shown within administrative expenses in the income statement.

Future developments

New business prospects will reflect changes in the regulatory regime. The taxation of leasing transactions has been revised by HM Revenue & Customs to the extent that amongst other things, lessees rather than lessors are able to obtain tax allowances in respect of certain leased assets. The impact upon third parties' appetite for leasing transactions remains unclear in light of the changes in corporation tax rates and the capital allowance regime.

Dividends

An interim dividend of £33,013 (in lieu of a final dividend in respect of the previous financial year) was paid on the ordinary share capital during the year. The Directors intend to declare an interim dividend of £26,241 in respect of 2013, payable in the financial year ended 31 March 2014.

Going concern basis

The financial statements are prepared on a going concern basis, as the Directors are satisfied that the Company has the resources to continue in business for the foreseeable future. In making this assessment, the Directors have considered a wide range of information relating to present and future conditions.

Directors' report for the year ended 31 March 2013 (continued)

Directors

The Directors who served during the year were as follows

Name	Appointed	Resigned
M J Russell-Brown		
A T Rigby		22 May 2012
R F Carver	22 May 2012	
R A Carter	14 November 2012	
G P Hewitt		

The Articles of Association of the Company provide that in certain circumstances the Directors are entitled to be indemnified out of the assets of the Company against claims from third parties in respect of certain liabilities arising in connection with the performance of their functions, in accordance with the provisions of the UK Companies Act 2006. Indemnity provisions of this nature have been in place during the financial year but have not been utilised by the Directors.

Supplier payment policy

The Company does not currently subscribe to any code or standard on payment practice. It is the Company's policy, however, to settle the terms of payment with suppliers when agreeing the terms of each transaction, to ensure that suppliers are made aware of the terms of payment and to abide by the terms of payment.

During the year, the Company received goods and services from group undertakings only. Part 5 of Schedule 7 of the Large and Medium-sized Companies and Groups (Accounts and Reports) Regulations 2008, setting out reporting requirements in relation to the policy and practice on payment of creditors is, therefore, not applicable.

Disclosure of information to the Auditor

Each person who is a Director at the date of approval of this report confirms that so far as the Director is aware, there is no relevant audit information of which the Company's auditor is unaware and the Director has taken all the steps that he/she ought to have taken as a Director in order to make himself/herself aware of any relevant audit information and to establish that the Company's auditor is aware of that information. This confirmation is given pursuant to section 418 of the UK Companies Act 2006 and should be interpreted in accordance therewith.

Auditor

Pursuant to Section 487 of the Companies Act 2006, the auditor will be deemed to be reappointed and KPMG Audit Plc will therefore continue in office.

**Directors' report for the year ended
31 March 2013 (continued)**

Statement of Directors' responsibilities in respect of the Directors' report and financial statements

The Directors are responsible for preparing the Directors' Report and the financial statements in accordance with applicable law and regulations

Company law requires the Directors to prepare financial statements for each financial year. Under that law they have elected to prepare the financial statements in accordance with IFRSs as adopted by the EU.


Under company law the Directors must not approve the financial statements unless they are satisfied that they give a true and fair view of the state of affairs of the Company and of the profit or loss of the Company for that period.

In preparing these financial statements, the Directors are required to

- select suitable accounting policies and then apply them consistently,
- make judgements and estimates that are reasonable and prudent,
- state whether they have been prepared in accordance with IFRSs as adopted by the EU, and
- prepare the financial statements on the going concern basis unless it is inappropriate to presume that the Company will continue in business.

The Directors are responsible for keeping adequate accounting records that are sufficient to show and explain the Company's transactions and disclose with reasonable accuracy at any time the financial position of the Company and enable them to ensure that its financial statements comply with the Companies Act 2006. They have general responsibility for taking such steps as are reasonably open to them to safeguard the assets of the Company and to prevent and detect fraud and other irregularities.

On behalf of the Board



R F Carver
Director

Registered Office
8 Canada Square
London
E14 5HQ

Date 15 November 2013

Independent Auditor's Report to the Members of Assetfinance City Investments Limited

We have audited the financial statements of Assetfinance City Investments Limited for the year ended 31 March 2013 set out on pages 6 to 18. The financial reporting framework that has been applied in their preparation is applicable law and International Financial Reporting Standards (IFRSs) as adopted by the EU.

This report is made solely to the Company's members, as a body, in accordance with Chapter 3 of Part 16 of the Companies Act 2006. Our audit work has been undertaken so that we might state to the Company's members those matters we are required to state to them in an auditor's report and for no other purpose. To the fullest extent permitted by law, we do not accept or assume responsibility to anyone other than the Company and the Company's members, as a body, for our audit work, for this report, or for the opinions we have formed.

Respective responsibilities of Directors and Auditor

As explained more fully in the Directors' Responsibilities Statement set out on page 4, the Directors are responsible for the preparation of the financial statements and for being satisfied that they give a true and fair view. Our responsibility is to audit, and express an opinion on, the financial statements in accordance with applicable law and International Standards on Auditing (UK and Ireland). Those standards require us to comply with the Auditing Practices Board's Ethical Standards for Auditors.

Scope of the audit of the financial statements

A description of the scope of an audit of financial statements is provided on the Financial Reporting Council's website at www.frc.org.uk/auditscopeukprivate.

Opinion on financial statements

In our opinion the financial statements

- give a true and fair view of the state of the Company's affairs as at 31 March 2013 and of its profit for the year then ended,
- have been properly prepared in accordance with IFRSs as adopted by the EU, and
- have been prepared in accordance with the requirements of the Companies Act 2006.

Opinion on other matter prescribed by the Companies Act 2006

In our opinion the information given in the Directors' Report for the financial year for which the financial statements are prepared is consistent with the financial statements.

Matters on which we are required to report by exception

We have nothing to report in respect of the following matters where the Companies Act 2006 requires us to report to you if, in our opinion:

- adequate accounting records have not been kept, or returns adequate for our audit have not been received from branches not visited by us, or
- the financial statements are not in agreement with the accounting records and returns, or
- certain disclosures of directors' remuneration specified by law are not made, or
- we have not received all the information and explanations we require for our audit.



Simon Clark (Senior Statutory Auditor)
for and on behalf of KPMG Audit Plc, Statutory Auditor

Chartered Accountants
One Snowhill,
Snow Hill Queensway,
Birmingham
B4 6GH

15/11/13

Financial Statements

Income statement for the year ended 31 March 2013

	<i>Notes</i>	2013 £	2012 £
Revenue			
Finance lease income		<u>194,379</u>	<u>116,610</u>
		194,379	116,610
Finance costs			
Interest expense	3	<u>(160,507)</u>	<u>(231,200)</u>
		33,872	(114,590)
Administrative (expense)/income	4	<u>(10,911)</u>	<u>42,600</u>
		22,961	(71,990)
Profit/ (loss)/before tax			
Tax credit	5	<u>3,280</u>	<u>105,003</u>
Profit for the year		<u>26,241</u>	<u>33 013</u>

There were no acquisitions, discontinued or discontinuing operations during the year

The accounting policies and notes on pages 10 to 18 form an integral part of these financial statements

Statement of comprehensive income for the year ended 31 March 2013

There has been no comprehensive income or expense other than the profit for the year as shown above (2012 £Nil)

Financial Statements (continued)**Statement of financial position as at 31 March 2013**

	<i>Notes</i>	2013 £	2012 £
ASSETS			
Current assets			
Finance lease receivables	6	<u>3,400,536</u>	<u>4,409,545</u>
Total assets		<u>3,400,536</u>	<u>4,409,545</u>
LIABILITIES AND EQUITY			
Current liabilities			
Other liabilities	8	<u>2,537,903</u>	<u>3,175,364</u>
Current tax liabilities		<u>287,856</u>	<u>165,738</u>
		2,825,759	3,341,102
Non-current liabilities			
Deferred tax liabilities	7	<u>548,534</u>	<u>1,035,428</u>
Total liabilities		<u>3,374,293</u>	<u>4,376,530</u>
Equity			
Called up share capital	9	<u>2</u>	<u>2</u>
Retained earnings		<u>26,241</u>	<u>33,013</u>
Total shareholders' equity		<u>26,243</u>	<u>33,015</u>
Total equity and liabilities		<u>3,400,536</u>	<u>4,409,545</u>

The accounting policies and notes on pages 10 to 18 form an integral part of these financial statements

These financial statements were approved by the Board of Directors on 15 November 2013 and were signed on its behalf by


R F Carver
Director
Company Registration No 2479015

Financial Statements (continued)**Statement of cash flows for the year ended 31 March 2013**

	2013 £	2012 £
Cash flows from operating activities		
Profit/(loss) before tax	22,961	(71,990)
Adjustments for		
– Provisions released	(1,963)	(62,619)
– Change in operating assets	1,010,972	2,206,758
– Change in operating liabilities	(188,083)	(232,285)
– Tax paid	(361,496)	(318,890)
Net cash generated from operating activities	<u>482,391</u>	<u>1,520,974</u>
Cash flows from financing activities		
Paid to parent undertakings in respect of other financing activities	(449,378)	(1,295,888)
Dividends paid	(33,013)	(225,086)
Net cash from financing activities	<u>(482,391)</u>	<u>(1,520,974)</u>
Net increase in cash and cash equivalents	-	-
Cash and cash equivalents brought forward	-	-
Cash and cash equivalents carried forward	<u>-</u>	<u>-</u>

The accounting policies and notes on pages 10 to 18 form an integral part of these financial statements

Financial Statements (continued)**Statement of changes in equity for the year ended 31 March 2013**

	Called up share capital	Retained earnings	Total shareholders' equity
	£	£	£
2013			
At 1 April 2012	2	33,013	33,015
Profit for the year	-	26,241	26,241
Total comprehensive income for the year	-	26,241	26,241
Dividends to shareholders	-	(33,013)	(33,013)
At 31 March 2013	2	26,241	26,243

	Called up share capital	Retained earnings	Total shareholders' equity
	£	£	£
2012			
At 1 April 2011	2	225,086	225,088
Profit for the year	-	33,013	33,013
Total comprehensive income for the year	-	33,013	33,013
Dividends to shareholders	-	(225,086)	(225,086)
At 31 March 2012	2	33,013	33,015

The accounting policies and notes on pages 10 to 18 form an integral part of these financial statements

Shareholders' equity is wholly attributable to equity shareholders

Notes on the Financial Statements

1 Basis of preparation

(a) Compliance with International Financial Reporting Standards

The financial statements are presented in sterling and have been prepared on the historical cost basis

The Company has prepared its financial statements in accordance with International Financial Reporting Standards ('IFRSs') as issued by the International Accounting Standards Board ('IASB') and as endorsed by the European Union ('EU'). EU-endorsed IFRSs may differ from IFRSs as issued by the IASB if, at this point in time, new or amended IFRSs have not been endorsed by the EU.

At 31 March 2013, there were no unendorsed standards effective for the year ended 31 March 2013 affecting these financial statements, and there was no difference between IFRSs endorsed by the EU and IFRSs issued by the IASB in terms of their application to the Company. Accordingly, the Company's financial statements for the year ended 31 March 2013 are prepared in accordance with IFRSs as issued by the IASB.

IFRSs comprise accounting standards issued by the IASB and its predecessor body as well as interpretations issued by the IFRS Interpretations Committee ('IFRIC') and its predecessor body.

During the year, the Company adopted a number of interpretations and amendments to standards which had an insignificant effect on the financial statements.

(b) Future accounting developments

At 31 March 2013, a number of standards and amendments to standards had been issued by the IASB, which are not effective for the Company's financial statements as at 31 March 2013. None of these are expected to have a significant effect on the results or net assets of the Company when adopted.

The accounting policies set out below have been applied consistently to all periods presented in these financial statements, except where stated otherwise.

(c) General information

Assetfinance City Investments Limited is a Company domiciled and incorporated in England and Wales.

2 Summary of significant accounting policies

(a) Finance leases

Agreements which transfer to counterparties substantially all the risks and rewards incidental to the ownership of the assets, but not necessarily legal title, are classified as finance leases. They are recorded at an amount equal to the net investment in the lease less any impairment provisions, within finance lease receivables.

The net investment in finance leases represents the sum of the minimum payments receivable (gross investment in the lease) discounted at the rate of interest implicit in the lease. The difference between the gross investment in the lease and the net investment in the lease is recorded as unearned finance income.

Income from finance leases is recognised over the periods of the leases so as to give a constant rate of return on the net investment in the leases.

Initial direct costs incurred in arranging the lease, less any fee income related to the lease, are included in the initial measurement of the net investment.

The fair value of fixed rate finance lease receivables is calculated by discounting future minimum lease receivables, using equivalent current interest rates.

Notes on the Financial Statements (continued)

(b) Interest expense

Interest expense for all financial instruments is recognised in 'Interest expense' in the income statement using the effective interest method. The effective interest method is a way of calculating the amortised cost of a financial liability and of allocating the interest expense over the relevant period.

The effective interest rate is the rate that exactly discounts estimated future cash receipts or payments through the expected life of the financial instrument or, where appropriate, a shorter period, to the net carrying amount of the financial liability. When calculating the effective interest rate, the Company estimates cash flows considering all contractual terms of the financial instrument. The calculation includes all amounts paid by the Company that are an integral part of the effective interest rate of a financial instrument, including transaction costs and all other premiums or discounts.

(c) Income tax

Income tax comprises current and deferred tax and is recognised in the income statement.

Current tax is the tax expected to be payable on the taxable profit for the year, calculated using tax rates enacted or substantively enacted by the end of the reporting period and any adjustment to tax payable in respect of previous years. Current tax assets and liabilities are offset when the Company intends to settle on a net basis and the legal right to offset exists.

Deferred tax is recognised on temporary differences between the carrying amounts of assets and liabilities in the statement of financial position and the amounts attributed to such assets and liabilities for tax purposes. Deferred tax liabilities are generally recognised for all taxable temporary differences and deferred tax assets are recognised to the extent that it is probable that future taxable profits will be available against which deductible temporary differences can be utilised.

Deferred tax is calculated using the tax rates expected to apply in the periods in which the assets will be realised or the liabilities settled, based on tax rates and laws enacted, or substantively enacted, by the end of the reporting period.

(d) Financial assets and liabilities

(i) Loans and receivables

Loans and receivables include loans and receivables originated by the Company which are not classified either as held for trading or designated at fair value. Loans and receivables are recognised when cash is advanced to a borrower. They are derecognised when either the borrower repays its obligations, or the loans are sold or written off, or substantially all the risks and rewards of ownership are transferred. They are initially recorded at fair value plus any directly attributable transaction costs and are subsequently measured at amortised cost using the effective interest method, less impairment losses.

(ii) Financial liabilities

Financial liabilities are initially measured at fair value less any transaction costs that are directly attributable to the purchase or issue. Financial liabilities are recognised when the Company becomes party to the contractual provisions of the instrument. The Company derecognises the financial liability when the Company's obligations specified in the contract expire, are discharged or cancelled. Subsequent to initial recognition, financial liabilities are measured at amortised cost using the effective interest rate method.

A group undertaking acts as a treasury function, providing funding for the Company through an inter-company current account.

(e) Impairment of financial assets

Losses for impaired loans are recognised promptly when there is objective evidence that impairment of a loan or portfolio of loans has occurred. Impairment allowances are calculated on individual loans and on groups of loans assessed collectively. Impairment losses are recorded as charges to the income statement. The carrying amount of impaired loans on the statement of financial position is reduced through the use of impairment allowance accounts. Losses expected from future events are not recognised.

Individually assessed impairment losses are calculated by discounting the expected future cash flows of a loan at its original effective interest rate, and comparing the resultant present value with the loan's current carrying amount.

Notes on the Financial Statements (continued)

Collectively assessed impairment losses are calculated on the basis of past experience, current economic conditions and other relevant factors to provide for losses not yet specifically identified

Financial assets are written off to the extent that there is no realistic prospect of recovery

(f) Statement of cash flows

The statement of cash flows has been prepared on the basis that, with the exception of tax related transactions which are classified under 'Operating activities', movements in inter-company transactions are shown under the heading of 'Financing activities'. Such movements arise ultimately from the Company's financing activities, through which the Company will acquire resources intended to generate future income and cash flows

(g) Share capital

Shares are classified as equity when there is no contractual obligation to transfer cash or other financial assets. Incremental costs directly attributable to the issue of equity instruments are shown in equity as a deduction from proceeds, net of tax.

Dividends payable in relation to equity shares are recognised as a liability in the period in which they are declared.

(h) Determination of fair value

All financial instruments are recognised initially at fair value. In the normal course of business, the fair value of a financial instrument on initial recognition is the transaction price (that is, the fair value of the consideration given or received).

Fair values are calculated by discounting future cash flows on financial instruments, using equivalent current interest rates.

(i) Use of assumptions and estimates

When preparing the financial statements, it is the Directors' responsibility to select suitable accounting policies and to make judgements and estimates that are reasonable and prudent.

The accounting policy that is deemed critical to the Company's IFRS results and financial position, in terms of materiality of the items to which the policy is applied, or which involves a high degree of judgement and estimation is:

Impairment of loans

The Company's accounting policy for losses in relation to the impairment of financial assets is described in Note 2(e). Impairment is calculated on the basis of discounted estimated future cash flows.

3 Finance costs

All interest expense was payable to a parent undertaking.

4 Administrative (expense)/ income

Administrative (expense)/ income includes £12,873 (2012: £20,019) in respect of group management charges payable to a parent undertaking.

Certain expenses including auditors' remuneration have been borne by a fellow group undertaking and are therefore not charged in arriving at the profit before taxation (2012: £Nil). There were no non-audit fees incurred during the year (2012: £Nil). The Company has no employees and hence no staff costs (2012: £Nil). The Directors made no charge for their services (2012: £Nil).

Notes on the Financial Statements (continued)

5 Tax credit

	Notes	2013 £	2012 £
Current tax			
UK Corporation tax			
– for this year		287,856	165,738
– adjustments in respect of prior years		195,758	-
Total current tax		483,614	165,738
Deferred tax			
Origination and reversal of temporary differences		(306,194)	(270,741)
Adjustment in respect of prior years		(180,700)	-
Total deferred tax	7	(486,894)	(270,741)
Total tax credited to the income statement		(3,280)	(105,003)

The UK corporation tax rate applying to the Company was 24 per cent (2012 26 per cent)

The following table reconciles the tax credit

	2013 £	Percentage of overall loss before tax %	2012 £	Percentage of overall profit before tax %
Tax at 24% (2012 26%)	5,511	24.0%	(18,717)	26.0%
Adjustments in respect of prior years	15,058	65.6%	-	-
Changes in tax rates	(23,849)	(103.9)%	(86,286)	119.9%
Total tax credited to the income statement	(3,280)	(14.3)%	(105,003)	145.9%

The UK Government announced that the main rate of corporation tax for the year beginning 1 April 2012 will reduce from 26% to 24%, to be followed by a further 1% reduction to 23% for the year beginning 1 April 2013, a further 2% reduction to 21% for the year beginning 1 April 2014 and a further 1% reduction to 20% for the year beginning 1 April 2015. The reduction in the corporation tax rate to 24% was substantively enacted in the first half of 2012 and this results in a weighted average rate of 24% for 2013 (2012 26%). The reduction to 23% was enacted through the 2012 Finance Act in July, and the reductions to 21% and 20% announced in the 2012 Autumn Statement and 2013 Budget respectively were enacted through the 2013 Finance Act.

Notes on the Financial Statements (continued)

6 Finance lease receivables

The Company leases vehicles, plant and machinery to customers under finance lease agreements. These are accounted for as loans and receivables, at amortised cost.

	2013 £	2012 £
Gross investment in finance leases		
Amounts falling due		
No later than one year	2,633,647	2,049,410
Later than one year and no later than five years	893,251	2,705,669
Gross investment in finance leases	3,526,898	4,755,079
Unearned finance income	(124,991)	(342,200)
Impairment provisions	(1,371)	(3,334)
Net investment in finance leases less provisions	3,400,536	4,409,545
Amortisation of finance lease receivables		
Amounts falling due		
No later than one year	2,582,469	1,862,793
Later than one year and no later than five years	818,067	2,546,752
Present value of minimum lease receivables	3,400,536	4,409,545
Fair value of amounts receivable under finance leases	3,474,519	4,552,067
Aggregate finance lease rentals receivable in the year	1,367,601	1,687,206

7 Deferred tax liabilities

	2013 £	2012 £
Leasing transactions temporary differences		
At 1 April	1,035,428	1,306,169
Income statement credit	(486,894)	(270,741)
At 31 March	548,534	1,035,428

Leasing transactions temporary differences relate principally to accelerated capital allowances and depreciation.

On 26 March 2012, the Government substantively enacted a reduction in the UK corporation tax rate to 24% with effect from 1 April 2012. The effect of this rate change is reflected in the financial statements for the year ending 31 March 2012.

During the year the Government substantively enacted a further reduction in the UK corporation tax rate to 23% with effect from 1 April 2013.

In the financial statements for the year ended 31 March 2013, deferred tax has been calculated at the corporation tax rates applicable to the financial years in which it is expected that the assets will be realised or the liabilities settled, being 23%. The effect of the reduction in the UK corporation tax rate is a one-off reduction in the recognised deferred tax liability of £23,849.

On 5 December 2012 the Government announced its intention to reduce the UK corporation tax rate to 21% with effect from 1 April 2014 and then on 20 March 2013 the Government announced its intention to further reduce the UK corporation tax rate to 20% with effect from 1 April 2015. The above mentioned rate reductions were substantively enacted on 2 July 2013. If these rate changes had been substantively enacted on or before the end of the reporting period and remained in place for the foreseeable future, it would have the effect of reducing the deferred tax liability at that date by £29,171.

Notes on the Financial Statements (continued)

8 Other liabilities

	2013 £	2012 £
Related parties Amounts owed to parent undertakings	2,528,098	2,977,476
Value added tax	9,805	197,888
	<u>2,537,903</u>	<u>3,175,364</u>

Amounts owed to parent undertakings have no fixed date for repayment and are therefore technically repayable on demand. They are accounted for as financial liabilities, measured at amortised cost and the fair value is not considered to be significantly different from the carrying value.

9 Share capital

	2013 £	2012 £
Allotted, called up and fully paid		
2 Ordinary shares of £1 each	<u>2</u>	<u>2</u>
	<u>2</u>	<u>2</u>

10 Fair value of financial assets and liabilities

Except where disclosed elsewhere, there are no material differences between the carrying value and the fair value of financial assets and liabilities as at 31 March 2012 and 31 March 2013.

11 Risk Management

The Company has exposure to the following types of risk arising from its use of financial instruments: credit risk, liquidity risk and market risk. Market risk includes interest rate risk and foreign exchange risk.

The management of all risks which are significant, together with the quantitative disclosures not already included elsewhere in the financial statements, is described in this note.

Exposure to credit risk, liquidity risk and market risk arises in the normal course of the Company's business. The Company's risk management policies are consistent with the HSBC Group's risk management policies.

The Company participates in transactions to which other HSBC Group companies are also party. The HSBC business in which these companies reside (the "Business") has an established risk management process which considers the risks at the outset and on an ongoing basis in relation to each transaction from the Business' perspective – this will consolidate the risks of participating companies and, as such, offsetting risks will be eliminated. To the extent there is any residual risk, management will mitigate this by implementing the appropriate instruments and these will reside in the relevant company.

As part of that process, the Business' management will review the monthly management accounts of the Business. There were no changes in the Company's approach to risk management during the year.

Credit risk management

Credit risk is the risk of financial loss if a customer or counterparty fails to meet its obligations under a contract. It arises principally from finance lease receivables.

The Business manages credit risk for this entity as described above for risks generally.

Notes on the Financial Statements (continued)

Credit risk is managed within the overall framework of HSBC policy, with an established risk management process encompassing credit approvals, the control of exposures (including those to borrowers in financial difficulty), credit policy direction to business units and the monitoring and reporting of exposures both on an individual and a portfolio basis. The Directors are responsible for the quality of the credit portfolios and follow a credit process involving delegated approval authorities and credit procedures, the objective of which is to build and maintain risk assets of high quality. Regular reviews are undertaken to assess and evaluate levels of risk concentration, including those to individual industry sectors and products. Credit risk is managed at a group level by business sector, rather than in respect of individual undertakings.

The maximum exposure to credit risk is represented by the carrying amount of each financial asset in the statement of financial position. No collateral is held in respect of finance lease receivables, although as title to the underlying assets remains with the lessor, these assets would be recoverable in case of default.

Credit quality analysis

	2013 £	2012 £
Gross finance lease receivables		
Neither past due nor impaired	<u>3,401,907</u>	<u>4,412,879</u>
	<u>3,401,907</u>	<u>4,412,879</u>
Distribution of amounts neither past due nor impaired		
Grade 1- 3 – satisfactory risk	<u>3,401,907</u>	<u>4,412,879</u>
	<u>3,401,907</u>	<u>4,412,879</u>

Grades 1 and 2 represent corporate facilities demonstrating financial conditions, risk factors and capacity to repay that are good to excellent.

Grade 3 represents satisfactory risk and includes corporate facilities that require closer monitoring.

There are no amounts classified as past due, as all finance lease receivables are paid to the Company from a parent undertaking treasury function on the due dates until considered not collectable. Any amounts that are past due are reflected in the financial statements of that parent undertaking.

Movement in allowance accounts for total loans and advances

	2013 Individually assessed £	2013 Collectively assessed £	2012 Individually assessed £	2012 Collectively assessed £
At 1 April	-	3,334	78,008	9,790
Amounts written off	-	-	(21,845)	-
Credit to income statement	-	(1,963)	(56,163)	(6,456)
At 31 March	-	<u>1,371</u>	-	<u>3,334</u>

Liquidity risk management

Liquidity risk is the risk that the Company will not be able to meet its financial obligations as they fall due. The Company monitors its cash flow requirements on a monthly basis and will compare expected cash flow obligations with expected cash flow receipts to ensure they are appropriately aligned. In light of this the Company will borrow funds as and when required from group undertakings.

The Business manages liquidity risk for this entity as described above for risks generally.

The Company's assets net of deferred tax, are funded principally by borrowings from a parent undertaking, which acts as a treasury function. This funding has no fixed repayment date and therefore is technically repayable on demand. The treasury function provides funds as required to finance the leases, at the same rates that currently apply to the relevant Company borrowings, for the term of the leases.

Notes on the Financial Statements (continued)

The following is the analysis of undiscounted cashflows payable under financial liabilities by remaining under contractual maturities at the end of the reporting period

	Carrying value £	Contractual cash flows £	On demand £
31 March 2013			
Amounts owed to parent undertakings	2,528,098	2,528,098	2,528,098
	<u>2,528,098</u>	<u>2,528,098</u>	<u>2,528,098</u>
31 March 2012			
Amounts owed to parent undertakings	2,977,476	2,977,476	2,977,476
	<u>2,977,476</u>	<u>2,977,476</u>	<u>2,977,476</u>

Market risk management

Market risk is the risk that movements in market risk factors, including foreign exchange rates and interest rates will affect the Company's income. The Company is not exposed to foreign exchange risk on its financial assets or financial liabilities.

Interest rate risk

Interest rate risk lending is managed at a group level by matching with equivalent fixed rate borrowings, with interest recharged to the Company at cost, after taking the cost of group level risk management into account hence minimising the interest rate sensitivity.

Analysis of fixed and floating rate financial assets

	2013 £	2012 £
Fixed rate	3,400,536	4,409,545
	<u>3,400,536</u>	<u>4,409,545</u>

12 Related-party transactions

The Company has a related party relationship with its parent, with other group undertakings and with its directors.

Particulars of transactions, arrangements and agreements involving third parties are disclosed elsewhere within the financial statements.

The ultimate parent undertaking (which is the ultimate controlling party) and the parent undertaking of the largest group of undertakings for which group financial statements are drawn up and of which the Company is a member is HSBC Holdings Plc, and the parent undertaking of the smallest such group is HSBC Bank plc. The immediate holding Company is Assetfinance Limited. The result of the Company is included in the group financial statements of HSBC Bank plc and HSBC Holdings Plc.

Copies of the group financial statements may be obtained from the following addresses:

HSBC Bank plc
8 Canada Square
London
E14 5HQ

HSBC Holdings plc
8 Canada Square
London
E14 5HQ

Notes on the Financial Statements (continued)**13 Capital management**

The Company is not subject to externally imposed capital requirements and is dependent on the HSBC Group to provide necessary capital resources which are therefore managed on a group basis

The Company defines capital as total shareholders' equity. It is HSBC's objective to maintain a strong capital base to support the development of its business and to meet regulatory capital requirements at all times. There were no changes to the Company's approach to capital management during the year.

14 Contingent liabilities

There were no contingent liabilities at 31 March 2013 (2012: £Nil).

15 Subsequent events

There are no subsequent events requiring disclosure in the financial statements.