

Registered number: 02375865

BOC KOREA HOLDINGS LIMITED

ANNUAL REPORT AND FINANCIAL STATEMENTS FOR THE YEAR ENDED 31 DECEMBER 2021

WEDNESDAY



A13 06/07/2022 #209
COMPANIES HOUSE

BOC KOREA HOLDINGS LIMITED

CONTENTS

	Page(s)
Strategic Report	1 - 2
Directors' Report	3 - 4
Statement of directors' responsibilities in respect of the strategic report, directors' report and the financial statements	6
Independent auditors' report to the members of BOC Korea Holdings Limited	7 - 9
Profit and loss account	10
Balance Sheet	11
Statement of Changes in Equity	12
Notes to the Financial Statements	13 - 22

BOC KOREA HOLDINGS LIMITED

STRATEGIC REPORT FOR THE YEAR ENDED 31 DECEMBER 2021

The directors present the strategic report for the company for the year ended 31 December 2021.

Review of the company's business, principal activities and future developments

The company is a member of the Linde plc group and its ultimate parent company is Linde plc.

The company's principal activity is the provision of finance for other Linde plc group companies. It is envisaged that this will continue to be the principal activity of the company for the foreseeable future.

Principal risks and uncertainties

The United Kingdom ("UK") formally left the European Union ("EU") on 31 January 2020 ("Brexit") and trade between the UK and EU was subject to a transition period ending on 31 December 2020. New trading rules came into effect from 1 January 2021. These changes initially posed potential financial risks to our market and therefore to our business. However, potential impacts of Brexit have been, to some extent, mitigated by the fact that the majority of our products are produced in the UK for UK customers.

The directors acknowledge the outbreak of Covid-19 and its impact on the economy and regions in which the company operates. Whilst the directors continue to monitor this risk, as at the date of these financial statements, there is no adverse material impact on the company's activities and the financial position of the company remains positive.

After the financial year, Covid 19 restrictions within the United Kingdom have been lifted.

The directors acknowledge the current conflict in Ukraine and its potential impact to the economy and regions in which the company operates. Whilst the company will continue to monitor this risk, at the date of these financial statements there is no adverse material impact on the company's activities and the financial position of the company remains positive.

Performance of the company's business during the financial year

Net interest receivable and similar loss for the year was £28,000 (2020 income: £428,000).

The results for the year are contained in the accompanying profit and loss account on page 9 which shows a loss after tax for the financial year of £52,000 (2020 profit: £330,000).

Position of the company's business at the end of the year

As at 31 December 2021 the company held net current assets of £46,367,000 (2020: £46,633,000) and net assets of £43,006,000 (2020: £43,058,000).

On 20 May 2021, the company reduced its ordinary share capital by £44,472,573 to leave the company with an issued share capital of 10,000 ordinary shares. Funds deriving from the reduction were credited to the company's profit and loss account available for distribution to shareholders.

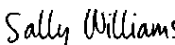
Key performance indicators

The company's income is derived interest charged on its receivables. The directors refer to the company's level of income, its profits, the value of its investments and net and current asset values in evaluating the company's performance.

BOC KOREA HOLDINGS LIMITED

**STRATEGIC REPORT (CONTINUED)
FOR THE YEAR ENDED 31 DECEMBER 2021**

The report was approved by the board of directors on 27 June 2022 and signed on its behalf by:-

DocuSigned by:

6A86C9518DBE4EF
S A Williams
Director

BOC KOREA HOLDINGS LIMITED

**DIRECTORS' REPORT
FOR THE YEAR ENDED 31 DECEMBER 2021**

The directors present their report and the audited financial statements for the year ended 31 December 2021.

Results and dividends

The loss for the year, after taxation, amounted to £52,000 (2020 - profit £330,000).

No interim dividends were paid during the year (2020: £nil).

The directors do not recommend the payment of a final dividend.

Directors

The directors who held office during and after the year under review were:

J M Bland (alternate director to S A Williams)
C J Cossins (appointed 15 November 2021)
B Patterson
S A Williams

Principal risks and uncertainties

The principal risks and uncertainties facing the company include but are not limited to:

Financial risk management

Interest rate risk - all loans are with subsidiaries of the Linde plc group. As such interest rates are set and managed within the Linde plc group.

BOC KOREA HOLDINGS LIMITED

DIRECTORS' REPORT (CONTINUED) FOR THE YEAR ENDED 31 DECEMBER 2021

Going concern and future developments

The company has net assets and net current assets and can therefore support itself for the foreseeable future. The use of the going concern basis of accounting is appropriate because there are no material uncertainties related to events or conditions that may cast significant doubt about the ability of the company to continue as a going concern.

The company's going concern determination is also dependent on the company's ability to draw on its cash balances on demand. The company places its cash on deposit with Praxair International Finance Unlimited Company ("PIF"), a fellow subsidiary of Linde plc, the company's ultimate parent undertaking. Under the terms of the deposit agreement between the company and PIF, the company is able to withdraw its cash balances without restriction and on demand. The directors acknowledge that PIF also holds similar deposits and agreements with other entities within the wider Linde plc group and as a result the directors do not have visibility of PIF's ability to repay the company's cash balances on demand from its own assets in downside scenarios. However, in a letter dated 24 May 2022, Linde plc confirmed its intention to provide financial support to all of Linde plc's subsidiaries with borrowings from PIF as at 31 December 2021, for a period of at least 12 months from the execution of PIF's statutory financial statements, to enable such subsidiaries to meet their financial obligations to PIF as they fall due.

As a result, the directors have concluded that PIF would be able to repay the company's cash balance on demand in the next 12 months. In making this assessment, the directors have also considered Linde plc's ability to provide the support to PIF and have concluded that, so far as they are aware, Linde plc has the intent and ability to do so.

Covid-19 has been considered in the severe but plausible downside scenario for the going concern assessment period of 12 months from the date of approval company's financial statements. The directors have not identified any triggers to suggest the going concern basis of accounting is not appropriate in light of this consideration. In the downside scenario, the directors have assumed that only the current cash balances are available to fund their obligations.

Consequently, the directors have reasonable expectations that the company will have sufficient funds to continue to meet its liabilities as they fall due over the next 12 months from the date of approval of the company's financial statements made up to 31 December 2021 and therefore, have prepared the financial statements on a going concern basis.

Qualifying third party indemnity provisions

The company indemnifies the Directors to the extent allowed under section 232 of the Companies Act 2006. Such qualifying indemnity third party indemnity provisions for the benefit of the company's directors remain force at the date of this report.

Disclosure of information to auditors

The directors holding office at the date of approval of this directors' report confirm that, so far as they are aware, there is no relevant audit information of which the company's auditors are unaware and each director has taken all steps that ought to have been taken as directors to make themselves aware of any relevant audit information and to establish that the company's auditors are aware of that information.


Independent Auditors

Pursuant to section 487 of the Companies Act 2006, the auditors will be deemed to be re-appointed and PricewaterhouseCoopers LLP will therefore continue in office.

BOC KOREA HOLDINGS LIMITED

**DIRECTORS' REPORT (CONTINUED)
FOR THE YEAR ENDED 31 DECEMBER 2021**

This report was approved by the board of directors on 27 June 2022 and signed on its behalf by:-

DocuSigned by:

9FEE59CF7FFF47A

S Kelly
Secretary

Forge
43 Church Street
Woking
Surrey
GU21 6HT
England

BOC KOREA HOLDINGS LIMITED

**STATEMENT OF DIRECTORS' RESPONSIBILITIES IN RESPECT OF THE STRATEGIC REPORT,
DIRECTORS' REPORT AND THE FINANCIAL STATEMENTS
FOR THE YEAR ENDED 31 DECEMBER 2021**

The directors are responsible for preparing the strategic report, directors' report and the financial statements in accordance with applicable law and regulations.

Company law requires the directors to prepare financial statements for each financial year. Under that law they have elected to prepare the financial statements in accordance with UK accounting standards and applicable law (UK Generally Accepted Accounting Practice), including FRS 101 Reduced Disclosure Framework.

Under company law the directors must not approve the financial statements unless they are satisfied that they give a true and fair view of the state of affairs of the company and of the profit or loss of the company for that period. In preparing these financial statements, the directors are required to:

- select suitable accounting policies and then apply them consistently, other than new policies that have been adopted;
- make judgements and estimates that are reasonable and prudent;
- state whether applicable UK accounting standards comprise FRS101 have been followed, subject to any material departures disclosed and explained in the financial statements;
- assess the company's ability to continue as a going concern, disclosing, as applicable, matters related to going concern;

The directors are responsible for keeping adequate accounting records that are sufficient to show and explain the company's transactions and disclose with reasonable accuracy at any time the financial position of the company and enable them to ensure that the financial statements comply with the Companies Act 2006.

Independent auditors' report to the members of BOC Korea Holdings Limited

Report on the audit of the financial statements

Opinion

In our opinion, BOC Korea Holdings Limited's financial statements:

- give a true and fair view of the state of the company's affairs as at 31 December 2021 and of its loss for the year then ended;
- have been properly prepared in accordance with United Kingdom Generally Accepted Accounting Practice (United Kingdom Accounting Standards, comprising FRS 101 "Reduced Disclosure Framework", and applicable law); and
- have been prepared in accordance with the requirements of the Companies Act 2006.

We have audited the financial statements, included within the Annual Report and Financial Statements (the "Annual Report"), which comprise: the balance sheet as at 31 December 2021; the profit and loss account and the statement of changes in equity for the year then ended; and the notes to the financial statements, which include a description of the significant accounting policies.

Basis for opinion

We conducted our audit in accordance with International Standards on Auditing (UK) ("ISAs (UK)") and applicable law. Our responsibilities under ISAs (UK) are further described in the Auditors' responsibilities for the audit of the financial statements section of our report. We believe that the audit evidence we have obtained is sufficient and appropriate to provide a basis for our opinion.

Independence

We remained independent of the company in accordance with the ethical requirements that are relevant to our audit of the financial statements in the UK, which includes the FRC's Ethical Standard, and we have fulfilled our other ethical responsibilities in accordance with these requirements.

Conclusions relating to going concern

Based on the work we have performed, we have not identified any material uncertainties relating to events or conditions that, individually or collectively, may cast significant doubt on the company's ability to continue as a going concern for a period of at least twelve months from when the financial statements are authorised for issue.

In auditing the financial statements, we have concluded that the directors' use of the going concern basis of accounting in the preparation of the financial statements is appropriate.

However, because not all future events or conditions can be predicted, this conclusion is not a guarantee as to the company's ability to continue as a going concern.

Our responsibilities and the responsibilities of the directors with respect to going concern are described in the relevant sections of this report.

Reporting on other information

The other information comprises all of the information in the Annual Report other than the financial statements and our auditors' report thereon. The directors are responsible for the other information. Our opinion on the financial statements does not cover the other information and, accordingly, we do not express an audit opinion or, except to the extent otherwise explicitly stated in this report, any form of assurance thereon.

In connection with our audit of the financial statements, our responsibility is to read the other information and, in doing so, consider whether the other information is materially inconsistent with the financial statements or our knowledge obtained in the audit, or otherwise appears to be materially misstated. If we identify an apparent material inconsistency or material misstatement, we are required to perform procedures to conclude whether there is a material misstatement of the financial statements or a material misstatement of the other information. If, based on the work we have performed, we conclude that there is a material misstatement of this other information, we are required to report that fact. We have nothing to report based on these responsibilities.

With respect to the Strategic report and the Directors' report, we also considered whether the disclosures required by the UK Companies Act 2006 have been included.

Based on our work undertaken in the course of the audit, the Companies Act 2006 requires us also to report certain opinions and matters as described below.

Strategic report and the Directors' report

In our opinion, based on the work undertaken in the course of the audit, the information given in the Strategic report and the Directors' report for the year ended 31 December 2021 is consistent with the financial statements and has been prepared in accordance with applicable legal requirements.

In light of the knowledge and understanding of the company and its environment obtained in the course of the audit, we did not identify any material misstatements in the Strategic report and the Directors' report.

Responsibilities for the financial statements and the audit

Responsibilities of the directors for the financial statements

As explained more fully in the statement of directors' responsibilities in respect of the strategic report, directors' report and the financial statements, the directors are responsible for the preparation of the financial statements in accordance with the applicable framework and for being satisfied that they give a true and fair view. The directors are also responsible for such internal control as they determine is necessary to enable the preparation of financial statements that are free from material misstatement, whether due to fraud or error.

In preparing the financial statements, the directors are responsible for assessing the company's ability to continue as a going concern, disclosing, as applicable, matters related to going concern and using the going concern basis of accounting unless the directors either intend to liquidate the company or to cease operations, or have no realistic alternative but to do so.

Auditors' responsibilities for the audit of the financial statements

Our objectives are to obtain reasonable assurance about whether the financial statements as a whole are free from material misstatement, whether due to fraud or error, and to issue an auditors' report that includes our opinion. Reasonable assurance is a high level of assurance, but is not a guarantee that an audit conducted in accordance with ISAs (UK) will always detect a material misstatement when it exists. Misstatements can arise from fraud or error and are considered material if, individually or in the aggregate, they could reasonably be expected to influence the economic decisions of users taken on the basis of these financial statements.

Irregularities, including fraud, are instances of non-compliance with laws and regulations. We design procedures in line with our responsibilities, outlined above, to detect material misstatements in respect of irregularities, including fraud. The extent to which our procedures are capable of detecting irregularities, including fraud, is detailed below.

Based on our understanding of the company and industry, we identified that the principal risks of non-compliance with laws and regulations related to both Companies Act and tax legislation, and we considered the extent to which non-compliance might have a material effect on the financial statements. We evaluated management's incentives and opportunities for fraudulent manipulation of the financial statements (including the risk of override of controls), and determined that the principal risks were related to the manipulation of financial reporting through the passing of journals. Audit procedures performed by the engagement team included:

- Enquiring with management and those charged with governance around actual and potential litigation and claims
- Enquiring with Finance and Tax staff to identify any instances of non-compliance with laws and regulations
- Auditing the risk of management override of controls, including through testing journal entries and other adjustments for appropriateness
- Reading minutes of board of director meetings and internal audit committee meetings
- Reviewing financial statement disclosures and testing to supporting documentation

There are inherent limitations in the audit procedures described above. We are less likely to become aware of instances of non-compliance with laws and regulations that are not closely related to events and transactions reflected in the financial statements. Also, the risk of not detecting a material misstatement due to fraud is higher than the risk of not detecting one resulting from error, as fraud may involve deliberate concealment by, for example, forgery or intentional misrepresentations, or through collusion.

A further description of our responsibilities for the audit of the financial statements is located on the FRC's website at: www.frc.org.uk/auditorsresponsibilities. This description forms part of our auditors' report.

Use of this report

This report, including the opinions, has been prepared for and only for the company's members as a body in accordance with Chapter 3 of Part 16 of the Companies Act 2006 and for no other purpose. We do not, in giving these opinions, accept or assume responsibility for any other purpose or to any other person to whom this report is shown or into whose hands it may come save where expressly agreed by our prior consent in writing.

Other required reporting

Companies Act 2006 exception reporting

Under the Companies Act 2006 we are required to report to you if, in our opinion:

- we have not obtained all the information and explanations we require for our audit; or
- adequate accounting records have not been kept by the company, or returns adequate for our audit have not been received from branches not visited by us; or
- certain disclosures of directors' remuneration specified by law are not made; or
- the financial statements are not in agreement with the accounting records and returns.

We have no exceptions to report arising from this responsibility.



Miles Saunders (Senior Statutory Auditor)
for and on behalf of PricewaterhouseCoopers LLP
Chartered Accountants and Statutory Auditors
Watford
30 June 2022

BOC KOREA HOLDINGS LIMITED

**PROFIT AND LOSS ACCOUNT
FOR THE YEAR ENDED 31 DECEMBER 2021**

	Note	2021 £000	2020 £000
Administrative expenses		(20)	(20)
Operating loss		<u>(20)</u>	<u>(20)</u>
Interest receivable and similar income	6	59	512
Interest payable and similar expenses	7	(87)	(84)
(Loss)/profit before tax		<u>(48)</u>	408
Tax on (loss)/profit	8	(4)	(78)
(Loss)/profit for the financial year		<u><u>(52)</u></u>	<u><u>330</u></u>

The accompanying notes form an integral part of the financial statements.

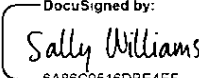
BOC KOREA HOLDINGS LIMITED
REGISTERED NUMBER: 02375865

BALANCE SHEET
AS AT 31 DECEMBER 2021

	Note	2021 £000	2020 £000
Current assets			
Debtors: amounts falling due after more than one year	9	3,361	3,575
Debtors: amounts falling due within one year	9	50,455	50,500
		<u>53,816</u>	<u>54,075</u>
Creditors: amounts falling due within one year	11	(7,449)	(7,442)
Net current assets		<u>46,367</u>	<u>46,633</u>
Total assets less current liabilities		<u>46,367</u>	<u>46,633</u>
Creditors: amounts falling due after more than one year	12	(3,361)	(3,575)
		<u>43,006</u>	<u>43,058</u>
Net assets		<u><u>43,006</u></u>	<u><u>43,058</u></u>
Capital and reserves			
Called up share capital	13	10	44,483
Profit and loss account		42,996	(1,425)
Total equity		<u><u>43,006</u></u>	<u><u>43,058</u></u>

The accompanying notes form an integral part of the financial statements.

The financial statements were approved by the board of directors on 27 June 2022 and were signed on its behalf by:

DocuSigned by:

 6A86C9516DBE4EF
S A Williams
 Director

BOC KOREA HOLDINGS LIMITED

**STATEMENT OF CHANGES IN EQUITY
FOR THE YEAR ENDED 31 DECEMBER 2021**

	Called up share capital	Profit and loss account	Total equity
	£000	£000	£000
At 1 January 2021	44,483	(1,425)	43,058
Comprehensive expense for the year			
Loss for the year	-	(52)	(52)
Total comprehensive expense for the year	-	(52)	(52)
Capital reduction	(44,473)	44,473	-
At 31 December 2021	10	42,996	43,006

**STATEMENT OF CHANGES IN EQUITY
FOR THE YEAR ENDED 31 DECEMBER 2020**

	Called up share capital	Profit and loss account	Total equity
	£000	£000	£000
At 1 January 2020	44,483	(1,755)	42,728
Comprehensive income for the year			
Profit for the year	-	330	330
At 31 December 2020	44,483	(1,425)	43,058

The accompanying notes form an integral part of the financial statements.

BOC KOREA HOLDINGS LIMITED

NOTES TO THE FINANCIAL STATEMENTS FOR THE YEAR ENDED 31 DECEMBER 2021

1. Accounting policies

BOC Korea Holdings Limited is a private company limited by shares incorporated and domiciled in England in the UK. The registered number is 02375865 and the registered address is Forge, 43 Church Street West, Woking, Surrey, GU21 6HT, England.

The company is exempt by virtue of the Companies Act 2006 from the requirement to prepare group financial statements. These financial statements present information about the company as an individual undertaking and not about its group.

These financial statements of BOC Korea Holdings Ltd have been prepared in accordance with Financial Reporting Standard 101, 'Reduced Disclosure Framework' (FRS 101) and in accordance with the Companies Act 2006.

The principal accounting policies applied in the preparation of these financial statements are set out below. These policies have been consistently applied to all the year presented unless otherwise stated.

These financial statement apply the recognition, measurement and presentation requirements of International Accounting Standards in conformity with the requirements of the Companies Act 2006 ("IFRS"), make amendments where necessary in order to comply with the Act and sets out below where advantage of the FRS 101 disclosure exemptions have been taken.

The company's ultimate parent undertaking, Linde plc, includes the company in its consolidated financial statements. The consolidated financial statements of Linde plc are prepared in accordance with International Financial Reporting Standards and are available to the public and may be obtained from its principal trading address, at Forge, 43 Church Street West, Woking, Surrey, GU21 6HT, England.

In these financial statements, the company has applied the exemptions available under FRS 101 in respect of the following disclosures:

- a Cash Flow Statement and related notes;
- comparative period reconciliations for share capital;
- disclosures in respect of transactions with wholly owned members of the Linde plc group;
- disclosures in respect of capital management;
- the effects of new but not yet effective IFRSs;
- disclosures in respect of the compensation of Key Management Personnel.

As the consolidated financial statements of Linde plc includes the equivalent disclosures, the company has also applied the exemption under FRS 101 in respect of the disclosures required by IFRS 7 Financial Instrument Disclosures.

The accounting policies set out in this note have been applied in preparing the financial statements for the years ended 31 December 2021 and 31 December 2020.

1.1 Measurement convention

The financial statements are prepared on the historical cost basis except that the following assets and liabilities are stated at their fair value: derivative financial instruments, financial instruments classified as fair value through the profit or loss.

1.2 Functional currency

The functional currency of BOC Korea Holdings Limited is sterling and the financial statements are prepared using its functional currency.

BOC KOREA HOLDINGS LIMITED

**NOTES TO THE FINANCIAL STATEMENTS
FOR THE YEAR ENDED 31 DECEMBER 2021**

1. Accounting policies (continued)

1.3 Going concern

The use of the going concern basis of accounting is appropriate because there are no material uncertainties related to events or conditions that may cast significant doubt about the ability of the company to continue as a going concern.

The company has net assets and net current assets and can therefore support itself for the foreseeable future. The use of the going concern basis of accounting is appropriate because there are no material uncertainties related to events or conditions that may cast significant doubt about the ability of the company to continue as a going concern.

The company's going concern determination is also dependent on the company's ability to draw on its cash balances on demand. The company places its cash on deposit with Praxair International Finance Unlimited Company ("PIF"), a fellow subsidiary of Linde plc, the company's ultimate parent undertaking. Under the terms of the deposit agreement between the company and PIF, the company is able to withdraw its cash balances without restriction and on demand. The directors acknowledge that PIF also holds similar deposits and agreements with other entities within the wider Linde plc group and as a result the directors do not have visibility of PIF's ability to repay the company's cash balances on demand from its own assets in downside scenarios. However, in a letter dated 24 May 2022, Linde plc confirmed its intention to provide financial support to all of Linde plc's subsidiaries with borrowings from PIF as at 31 December 2021, for a period of at least 12 months from the execution of PIF's statutory financial statements, to enable such subsidiaries to meet their financial obligations to PIF as they fall due.

As a result, the directors have concluded that PIF would be able to repay the company's cash balance on demand in the next 12 months. In making this assessment, the directors have also considered Linde plc's ability to provide the support to PIF and have concluded that, so far as they are aware, Linde plc has the intent and ability to do so.

Covid-19 has been considered in the severe but plausible downside scenario for the going concern assessment period of 12 months from the date of approval company's financial statements. The directors have not identified any triggers to suggest the going concern basis of accounting is not appropriate in light of this consideration. In the downside scenario, the directors have assumed that only the current cash balances are available to fund their obligations.

Consequently, the directors have reasonable expectations that the company will have sufficient funds to continue to meet its liabilities as they fall due over the next 12 months from the date of approval of the company's financial statements made up to 31 December 2021 and therefore, have prepared the financial statements on a going concern basis.

BOC KOREA HOLDINGS LIMITED

**NOTES TO THE FINANCIAL STATEMENTS
FOR THE YEAR ENDED 31 DECEMBER 2021**

1. Accounting policies (continued)

1.4 Classification of financial instruments issued by the company

Following the adoption of IAS 32, financial instruments issued by the company are treated as equity only to the extent that they meet the following two conditions:

(a) they include no contractual obligations upon the company to deliver cash or other financial assets or to exchange financial assets or financial liabilities with another party under conditions that are potentially unfavourable to the company; and

(b) where the instrument will or may be settled in the company's own equity instruments, it is either a non-derivative that includes no obligation to deliver a variable number of the company's own equity instruments or is a derivative that will be settled by the company exchanging a fixed amount of cash or other financial assets for a fixed number of its own equity instruments.

To the extent that this definition is not met, the proceeds of issue are classified as a financial liability. Where the instrument so classified takes the legal form of the company's own shares, the amounts presented in these financial statements for called up share capital and share premium account exclude amounts in relation to those shares.

1.5 Foreign currency

Transactions in foreign currencies are translated to the company's functional currency at the foreign exchange rate ruling at the date of the transaction. Monetary assets and liabilities denominated in foreign currencies at the balance sheet date are retranslated to the functional currency at the foreign exchange rate ruling at that date. Non-monetary assets and liabilities that are measured in terms of historical cost in a foreign currency are translated using the exchange rate at the date of the transaction. Non-monetary assets and liabilities denominated in foreign currencies that are stated at fair value are retranslated to the functional currency at foreign exchange rates ruling at the date the fair value was determined. Foreign exchange differences arising on translation are recognised in the profit and loss account.

1.6 Adoption of revised standards

There are no amendments to accounting standards that are effective for the year ended 31 December 2021 that have a material impact on the company's financial statements.

1.7 Derivative financial instruments and hedging

Derivative financial instruments are recognised at fair value. The gain or loss on remeasurement to fair value is recognised immediately in profit or loss.

BOC KOREA HOLDINGS LIMITED

**NOTES TO THE FINANCIAL STATEMENTS
FOR THE YEAR ENDED 31 DECEMBER 2021**

1. Accounting policies (continued)

1.8 Non-derivative financial instruments

Non-derivative financial instruments comprise investments in equity and debt securities, trade and other debtors, cash and cash equivalents, loans and borrowings, and trade and other creditors.

Other debtors

Trade and other debtors are recognised initially at fair value. Subsequent to initial recognition they are measured at amortised cost using the effective interest method, less any impairment losses.

Other creditors

Trade and other creditors are recognised initially at fair value. Subsequent to initial recognition they are measured at amortised cost using the effective interest method.

Interest-bearing borrowings

Interest-bearing borrowings are recognised initially at fair value less attributable transaction costs. Subsequent to initial recognition, interest-bearing borrowings are stated at amortised cost using the effective interest method, less any impairment losses.

1.9 Financial risks

a) foreign exchange risk - the company maintains forward contracts and forward currency options to manage its foreign currency exposure, primarily on intergroup loans; and

b) interest rate risk - all loans are with subsidiaries of the Linde plc group. As such, interest rates are set and managed within the Linde plc group.

1.10 Impairment excluding stocks, investment properties and deferred tax assets

Financial assets (including trade and other debtors)

A financial asset not carried at fair value through profit or loss is assessed at each reporting date to determine whether there is objective evidence that it is impaired. A financial asset is impaired if objective evidence indicates that a loss event has occurred after the initial recognition of the asset, and that the loss event had a negative effect on the estimated future cash flows of that asset that can be estimated reliably.

An impairment loss in respect of a financial asset measured at amortised cost is calculated as the difference between its carrying amount and the present value of the estimated future cash flows discounted at the asset's original effective interest rate. For financial instruments measured at cost less impairment an impairment is calculated as the difference between its carrying amount and the best estimate of the amount that the company would receive for the asset if it were to be sold at the reporting date. Interest on the impaired asset continues to be recognised through the unwinding of the discount. When a subsequent event causes the amount of impairment loss to decrease, the decrease in impairment loss is reversed through profit or loss.

1.11 Income

Interest income and interest payable is recognised in profit or loss as it accrues, using the effective interest method.

BOC KOREA HOLDINGS LIMITED

**NOTES TO THE FINANCIAL STATEMENTS
FOR THE YEAR ENDED 31 DECEMBER 2021**

1. Accounting policies (continued)

1.12 Expenses

Interest payable

Interest payable and similar expenses include interest payable, movements in fair value of derivatives held at fair value through profit or loss, and net foreign exchange losses that are recognised in the profit and loss account (see foreign currency accounting policy). Other interest receivable and similar income include interest receivable on funds invested and net foreign exchange gains.

1.13 Current and deferred taxation

Tax on the profit or loss for the year comprises current and deferred tax. Tax is recognised in the profit and loss account except to the extent that it relates to items recognised directly in equity or other comprehensive income, in which case it is recognised directly in equity or other comprehensive income.

Current tax is the expected tax payable or receivable on the taxable income or loss for the year, using tax rates enacted or substantively enacted at the balance sheet date, and any adjustment to tax payable in respect of previous years.

Deferred tax is provided on temporary differences between the carrying amounts of assets and liabilities for financial reporting purposes and the amounts used for taxation purposes. The following temporary differences are not provided for: the initial recognition of goodwill; the initial recognition of assets or liabilities that affect neither accounting nor taxable profit other than in a business combination, and differences relating to investments in subsidiaries to the extent that they will probably not reverse in the foreseeable future. The amount of deferred tax provided is based on the expected manner of realisation or settlement of the carrying amount of assets and liabilities, using tax rates enacted or substantively enacted at the balance sheet date.

A deferred tax asset is recognised only to the extent that it is probable that future taxable profits will be available against which the temporary difference can be utilised.

2. Critical Accounting Estimates and Judgements

Management do not assess that there be any significant estimate or judgement in relation to the recoverability of intercompany debtors.

3. Directors' emoluments

The directors did not receive any remuneration during the year for their services to the company (2020: £nil).

4. Auditors' remuneration

The remuneration payable in relation to audit services of £7,500 (2020: £3,300) is borne by The BOC Group Limited and is included in the aggregated fees disclosed in the financial statements of The BOC Group Limited.

BOC KOREA HOLDINGS LIMITED

**NOTES TO THE FINANCIAL STATEMENTS
FOR THE YEAR ENDED 31 DECEMBER 2021**

5. Employees costs

Certain employees of The BOC Group Limited provide services to the company on a day to day basis for which The BOC Group Limited makes a charge, as set out in the table below:

	2021	<i>2020</i>
	£000	<i>£000</i>
Wages and salaries	4	<i>4</i>
	<u>4</u>	<u><i>4</i></u>
	<u>4</u>	<u><i>4</i></u>

6. Interest receivable and similar income

	2021	<i>2020</i>
	£000	<i>£000</i>
Total interest income on financial assets	59	<i>510</i>
Net foreign exchange gain	-	<i>2</i>
	<u>59</u>	<u><i>512</i></u>
	<u>59</u>	<u><i>512</i></u>

7. Interest payable and similar expenses

	2021	<i>2020</i>
	£000	<i>£000</i>
Net foreign exchange loss	58	<i>-</i>
Interest expense on financial liabilities	29	<i>84</i>
	<u>87</u>	<u><i>84</i></u>
	<u>87</u>	<u><i>84</i></u>

BOC KOREA HOLDINGS LIMITED

NOTES TO THE FINANCIAL STATEMENTS
FOR THE YEAR ENDED 31 DECEMBER 2021

8. Tax on (loss)/profit

	2021 £000	2020 £000
Corporation tax		
Current tax on (loss)/profit for the year	-	72
	<u>-</u>	<u>72</u>
Foreign tax		
Foreign tax on (loss)/profit for the year	3	-
	<u>3</u>	<u>-</u>
Total current tax	<u>3</u>	<u>72</u>
Deferred tax		
Origination and reversal of timing differences	1	6
	<u>1</u>	<u>6</u>
Total deferred tax	<u>1</u>	<u>6</u>
Tax on (loss)/profit	<u>4</u>	<u>78</u>

Factors affecting tax charge for the year

The tax assessed for the year is higher than (2020 - *higher than*) the standard rate of corporation tax in the UK of 19% (2020 - 19%). The differences are explained below:

	2021 £000	2020 £000
(Loss)/profit before tax	<u>(48)</u>	<u>408</u>
(Loss)/profit before tax multiplied by standard rate of corporation tax in the UK of 19% (2020 - 19%)	(9)	78
Effects of:		
Effect of change in tax rates	(4)	-
Overseas taxation (including adjustment in respect of previous years)	3	-
Group relief	14	-
Total tax charge for the year	<u>4</u>	<u>78</u>

BOC KOREA HOLDINGS LIMITED

**NOTES TO THE FINANCIAL STATEMENTS
FOR THE YEAR ENDED 31 DECEMBER 2021**

8. Tax on (loss)/profit (continued)

Factors that may affect future tax charges

In the Spring Budget 2021, the Government announced that from 1 April 2023 the corporation tax rate will increase to 25%. As the proposal to increase the rate to 25% had not been substantively enacted at the balance sheet date, its effects are not included in these financial statements.

9. Debtors

	2021	2020
	£000	£000
Amounts falling due after more than one year		
Amounts owed by group undertakings	3,361	3,575
	<u>3,361</u>	<u>3,575</u>
	<u><u>3,361</u></u>	<u><u>3,575</u></u>
Amounts falling due within one year		
Amounts owed by group undertakings	50,434	50,479
Deferred taxation	21	21
	<u>50,455</u>	<u>50,500</u>
	<u><u>50,455</u></u>	<u><u>50,500</u></u>

All intercompany loans are made on an arm's length basis and attract interest at a rate equivalent to market rate.

BOC KOREA HOLDINGS LIMITED

**NOTES TO THE FINANCIAL STATEMENTS
FOR THE YEAR ENDED 31 DECEMBER 2021**

10. Deferred tax assets

Recognised deferred tax assets.

Deferred tax assets are attributable to the following.

Movement in deferred tax during the year

	1 January 2021 £000	Recognised in income £000	31 December 2021 £000
Timing differences	21	0	21
	<u>21</u>	<u>0</u>	<u>21</u>

Movement in deferred tax during the prior year

	1 January 2020 £000	Recognised in income £000	31 December 2020 £000
Timing differences	26	(5)	21
	<u>26</u>	<u>(5)</u>	<u>21</u>

11. Creditors: amounts falling due with one year

	2021 £000	2020 £000
Amounts owed to group undertakings	7,268	7,261
Corporation tax	181	181
	<u>7,449</u>	<u>7,442</u>

All intercompany loans are made on an arm's length basis and attract interest at a rate equivalent to market rate.

BOC KOREA HOLDINGS LIMITED

**NOTES TO THE FINANCIAL STATEMENTS
FOR THE YEAR ENDED 31 DECEMBER 2021**

12. Creditors: Amounts falling due after more than one year

	2021	2020
	£000	£000
Amounts owed to group undertakings	3,361	3,575
	3,361	3,575

13. Called up share capital

	2021	2020
	£000	£000
Allotted and fully paid		
10,000 ordinary shares of £1.00 each	10	44,483

On 20 May 2021, the company reduced its ordinary share capital by £44,472,573 to leave the company with an issued share capital of 10,000 ordinary shares. Funds deriving from the reduction were credited to the company's profit and loss account available for distribution to shareholders.

14. Post balance sheet events

After the financial year, Covid 19 restrictions within the United Kingdom have been lifted.

The directors acknowledge the current conflict in Ukraine and its potential impact to the economy and regions in which the company operates. Whilst the company will continue to monitor this risk, at the date of these financial statements there is no adverse material impact on the company's activities and the financial position of the company remains positive.

Post year end, an interim dividend of £42,000,000 was paid on 11th March 2022.

15. Ultimate parent undertaking

The immediate parent undertaking is The BOC Group Limited.

The ultimate parent undertaking and controlling party of the company is Linde plc (registration number: 602527), which is registered in Ireland at Ten Earlsfort Terrace, Dublin 2, D02 T380, Ireland.

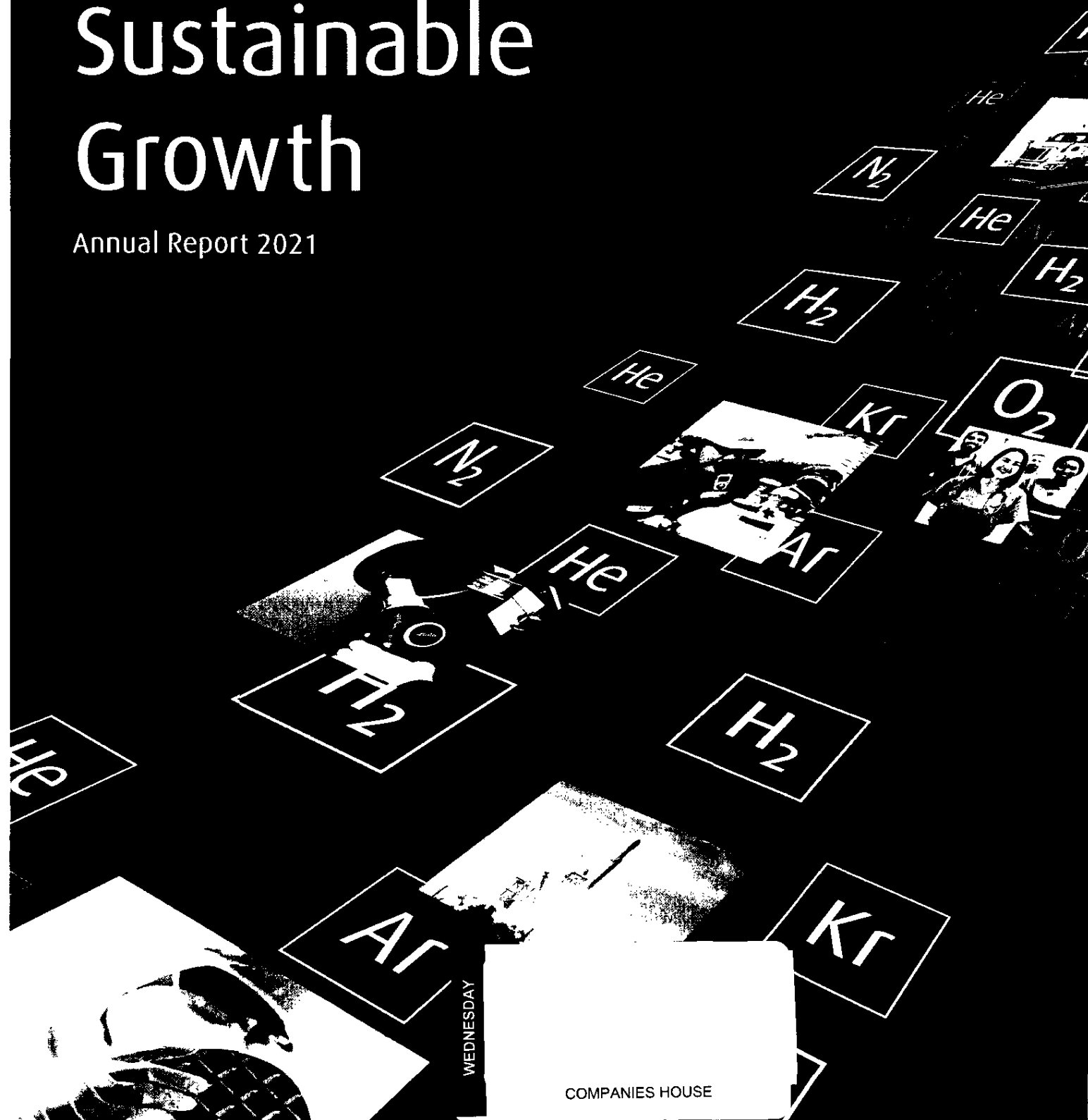
Linde plc is the smallest and largest group to consolidate these financial statements. Copies of Linde plc's consolidated financial statements can be obtained from that company at its principal trading address, Forge, 43 Church Street West, Woking, Surrey, GU21 6HT, England.

Making our world more productive

Linde

Sustainable Growth

Annual Report 2021



Financial Highlights

Year ended December 31	2021	2020
Dollar amounts in millions, except per share data	\$	\$

Reported

Sales	30,793	27,243
Operating Profit	4,984	3,322
Income from Continuing Operations	3,821	2,497
Diluted Earnings Per Share from Continuing Operations	7.32	4.70

Adjusted¹

Sales	30,793	27,243
Operating Profit	7,176	5,797
Income from Continuing Operations	5,579	4,371
Diluted Earnings Per Share from Continuing Operations	10.69	8.23
After-Tax Return on Capital ²	17.7 %	13.4 %

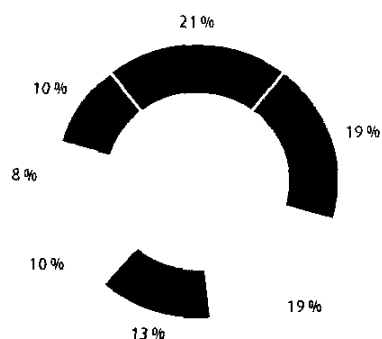
Other Information

Cash Flow from Operations	9,725	7,429
Capital Expenditures	3,086	3,400

2021 Sales

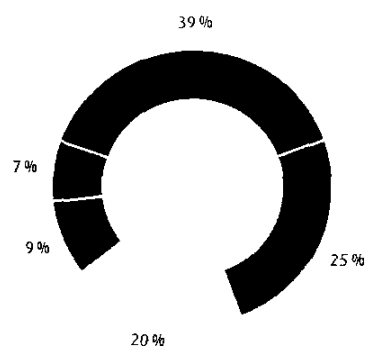
End Markets³

- Chemicals & Energy
- Healthcare
- Manufacturing
- Metals & Mining
- Food & Beverage
- Electronics
- Other



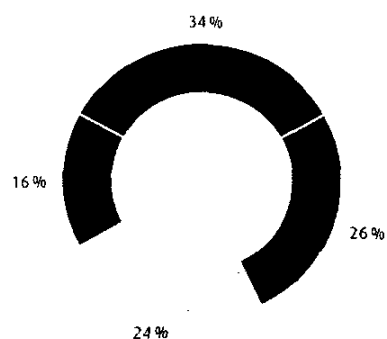
Business Segments

- Americas
- EMEA (Europe, Middle East & Africa)
- APAC (Asia, Pacific)
- Linde Engineering
- Global Other



Distribution Mode³

- Packaged
- Merchant
- On-Site
- Other



¹ Adjusted amounts are non-GAAP measures and are reconciled to reported amounts in the "Non-GAAP Financial Measures" Section in Item 7

² Adjusted after-tax return on capital is a non-GAAP measure. For definition and reconciliation, please see Appendix to the Investor Teleconference Presentation Fourth Quarter 2021.

³ Total sales excluding Linde Engineering.

Letter to Shareholders

Dear Shareholders,

As I write this letter, tragic events continue to unfold in Ukraine. We are deeply saddened by the impact of this conflict on innocent civilians and continue to support our employees and their families to ensure their safety and well-being. Linde and its employees have contributed to an international crisis relief charity, helping ensure access to urgently needed medicine and aid to those affected by the conflict. I am especially proud of the kindness and solidarity demonstrated by our European employees in assisting their Ukrainian colleagues. Linde is committed to full compliance with international sanctions, has suspended all business development activities and is currently scaling back its operations in Russia.

2021 saw a broad-based economic recovery against the backdrop of challenges from a pandemic. Despite these headwinds, Linde employees have once again demonstrated their steadfast commitment to safely and reliably supplying our products and services to millions of customers around the globe. Leveraging our dense supply networks, we provided critical industrial gases for manufacturing, life-saving medical products for healthcare and leading technologies for clean energy. I am proud of what we have accomplished, and I'd like to personally thank each employee for their dedication to making Linde the best performing industrial gases and engineering company globally.

Linde demonstrated tremendous resilience in 2020, and 2021 proved our ability to leverage the economic recovery. Sales climbed 13 % and earnings per share grew 30 %, operating cash flow increased 31 % to \$9.7 billion and return on capital rose 430 basis points to a record 17.7 %. Pricing actions coupled with productivity efforts enabled operating margins to expand by 200 basis points. These results are a culmination



Letter to Shareholders

of a well-ingrained performance culture focused on continuous improvement, profitable growth, active pricing and cost management, and strong capital discipline.

Of course, our measure of success is defined by more than financial numbers, with Linde also once again excelling across all three ESG pillars. During the last year, we made significant progress on our target to reduce greenhouse gas emissions intensity by 35%. Recognizing the need to go further, we announced more ambitious medium- and long-term targets, including an absolute emissions reduction target of 35% by 2035 en route to becoming climate neutral by 2050. These goals, while challenging, are deeply rooted throughout our organization, tracked as part of our operating rhythm and incorporated into our annual variable compensation metrics.

We are a local business; it is therefore imperative that Linde remains committed to supporting the communities where we operate. In 2021, Linde teams completed nearly 400 community engagement projects, benefiting 250,000 people. As I reflect on our human capital, I am pleased that our employee engagement levels continue to exceed benchmark comparisons and that our global female representation increased to 28%, well on the way to achieving our goal of 30% by 2030.

Strong governance is the foundation of corporate longevity and success. At Linde, we embed this in our operational culture, risk management and talent development and succession. Through a multi-year, diligent process, we announced a CEO transition in October 2021, with Steve Angel transitioning to Chairman and me succeeding him in the CEO role effective March 1, 2022. I would like to thank Steve for his support throughout this period and look forward to continuing our partnership in his new role as Chairman.

Our progress in ESG has been validated not only by our results and accomplishments, but also by key independent organizations. These include an A rating from CDP for our approach to tackling water security as well as inclusion in the Dow Jones Sustainability World Index for the 19th consecutive year. This recognition is earned as a result of many years of hard work, and while we know we always have room to improve, I'm pleased to see this recognition of our employees' efforts around the globe and look forward to continuing to improve these programs and our impact.

Looking ahead, we are well positioned to continue creating substantial shareholder value. This is a result of the focused execution of our strategy which, simply put, is about continuously optimizing our core business, capturing the upside from any economic recovery, relentlessly pursuing profitable growth and winning our fair share of high-quality projects.

We are best positioned in the industry to benefit from major secular growth drivers such as electronics, healthcare and clean energy. In 2021 alone, we signed over \$1 billion of new projects to supply world-class semiconductor fabs, including major expansions in the United States, China, Taiwan and Singapore. On clean energy, we are currently assessing billions of dollars of growth opportunities to support the energy transition as the world decarbonizes. Beyond the secular trends, our dense network of assets across a global footprint serves diverse end markets including food & beverage, chemicals, energy, metals, mining, manufacturing and, most recently, a fast-growing commercial space market.

The combination of these factors provides a solid foundation to enable us to grow our annual earnings per share on average, more than 10 percent for the foreseeable future. Simply stated, Linde is a company for all seasons, and I am confident that our best days still lie ahead.

Sincerely,



Sanjiv Lamba

Chief Executive Officer

2021 Highlights


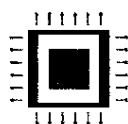
Healthcare



Throughout 2021, Linde continued to provide essential medical oxygen for the treatment of patients with COVID-19. Local teams increased the production of oxygen to anticipate demand and increase deliveries. Lincare continued to act as a second line of defense in the US, treating more than 100,000 patients in their homes and freeing up much-needed hospital space.

Recognizing its responsibility as a leading provider of medical oxygen, Linde signed an agreement with the Every Breath Counts coalition.

Electronics



Linde won over \$1 billion in new projects for electronics customers during 2021 around the world. Signings included an agreement with one of the world's largest semiconductor manufacturers to supply industrial gases to a new multi-billion-dollar manufacturing facility in Arizona.

Clean Energy



Hydrogen has a key role to play in the energy transition and Linde has the technology, expertise and reach to help unlock its potential. As one of the world's leading industrial gases and engineering companies, Linde helps its customers and industry stakeholders navigate through the complexities of the transition to a zero-carbon economy.

In 2021, Linde reinforced its commitment to the development of the new energy ecosystem through the creation of several local and global collaborations plus investment in infrastructure. Linde is engaging with industry associations focusing on the development of frameworks, technology and infrastructure that will be key to ensuring a successful transition. In early 2021, Linde was selected by Norwegian ferry operator Norled to supply liquid hydrogen and related infrastructure to the world's first operational hydrogen-powered ferry, transporting both cars and passengers. The hydrogen will be supplied from Linde's new 24MW electrolyzer being built at the Leuna Chemical Complex.

Diversity & Inclusion



Inclusion is one of Linde's five core values and the company is committed to attracting, developing and retaining the best talent to build high-performance teams. By building an inclusive culture Linde will be more productive and more sustainable for the future.

In 2021, Linde was recognized for its leadership in diversity and inclusion through inclusion in the Forbes Best Employers for Diversity 2021 list for the second consecutive year. Linde was also named a 2021 DiversityInc Noteworthy Company for the sixth consecutive year.

To achieve gender balance in the communities where we live and work, Linde set a "30 by 30" goal to achieve thirty percent professional female representation by the year 2030. This goal reflects the available talent representation with the skills needed to grow and sustain the business. Linde has implemented various tools and initiatives to drive progress and accountability, including a "Strengthening the Pipeline" sponsorship program for high performing diverse talent.



Leadership

Executive Leadership

Sanjiv Lamba
Chief Executive Officer &
Member of the Board of Directors

Matt White
Executive Vice President &
Chief Financial Officer

Sean Durbin
Executive Vice President
EMEA

Juergen Nowicki
Executive Vice President
Linde Engineering

Andreas Opfermann
Executive Vice President
Clean Energy

John Panikar
Executive Vice President
APAC

Guillermo Bichara
Executive Vice President &
Chief Legal Officer

David Strauss
Executive Vice President &
Chief Human Resources Officer

Ben Glazer
Senior Vice President Americas

Crispin Teufel
Senior Vice President Lincare

Dan Yankowski
Senior Vice President Americas

Business Leadership

Joe Abdo
President Canada

Moloy Banerjee
President ASEAN & South Asia

Gilney Bastos
President South Latin America

Armando Botello
President Region Europe North

John Evans
President South Pacific

Josue Lee
President North Latin America

Zhengmin Li
President Greater China

Odessa Mann
General Manager Helium &
Rare Gas

Jim Mercer
President Region UK & Ireland

Oliver Pfann
President Region Europe East

Todd Skare
President Praxair Surface
Technologies

Veerle Slenders
President Region Europe West

Susan Stevenson
President NuCO2

BS Sung
General Manager South Korea

Dominic Cianchetti
Senior Vice President
Engineering Americas

Robert Eichelmann
Senior Vice President
Engineering APAC

John van der Velden
Senior Vice President
Engineering Sales & Technology

Functional Leadership

Vanessa Abrahams-John
Chief Diversity Officer

Desiree Bacher
Vice President Financial Planning
& Performance Management

Anne Boyd
Vice President Tax & Treasury

Tamara Brown
Vice President Sustainability

Amitabh Gupta
Vice President Technology

Kelcey Hoyt
Vice President &
Chief Accounting Officer

Philipp Karmires
Chief Digital Officer

Fabricio Nunes
Chief Compliance Officer

Luiz Oliveira
Vice President Operations
Excellence & Productivity

Nicolas Pattera
Vice President Executive Staff

Juan Pelaez
Vice President Investor Relations

Harry Roegner
Vice President Communications

Bjoern Schneider
Vice President Internal Audit

Sandeep Sen
Chief Information Officer

Vipin Sher
Vice President Mergers &
Acquisitions & Real Estate

Tony Wallace
Vice President SHEQ

Board of Directors



Steve Angel

Chairman,
Executive Committee
(Chairperson)



Sanjiv Lamba

Chief Executive Officer,
Executive Committee



Ann-Kristin Achleitner

Human Capital Committee,
Sustainability Committee



Thomas Enders

Sustainability Committee
(Chairperson), Executive
Committee, Audit
Committee



Edward Galante

Human Capital
Committee (Chairperson),
Nomination and
Governance Committee



Joe Kaeser

Nomination and
Governance Committee
(Chairperson), Human
Capital Committee



Victoria Ossadnik

Audit Committee,
Nomination and
Governance Committee



Martin Richenhagen

Audit Committee
(Chairperson), Human
Capital Committee



Alberto Weisser

Audit Committee,
Sustainability Committee



Robert Wood

Lead Independent Director,
Human Capital Committee,
Sustainability Committee,
Executive Committee

For more information about Linde's corporate governance, please visit our website at www.linde.com/about-linde/corporate-governance

Sustainable Development

Every day, Linde team members around the world are helping to make social and environmental impact to our communities, customers and our own global operations.



Employees from White Martins, a Linde company in Brazil, are among the thousands of Linde employees to pitch in for their communities.

Achievements

Supplied green hydrogen to world's first **H₂-powered ferry**

Saved more than **500 million gallons of water** through sustainability initiatives

Sourced **more than 1/3 of low-carbon electricity**

Diverted more than **200 million pounds** of waste from landfill

Lost workday case rate **more than 4x better** than most recent U.S. Occupational Safety and Health Administration industrial average

A leader in **Diversity & Inclusion**

Avoided >2x of GHG emissions than emitted

Benefited 250,000 people through employee **community engagement** projects

Awards & Recognitions

Climate Change & Environment

CDP Climate Change Leadership level (A-)
CDP Water Security, A List
DJSI Environmental Dimension: 99th percentile

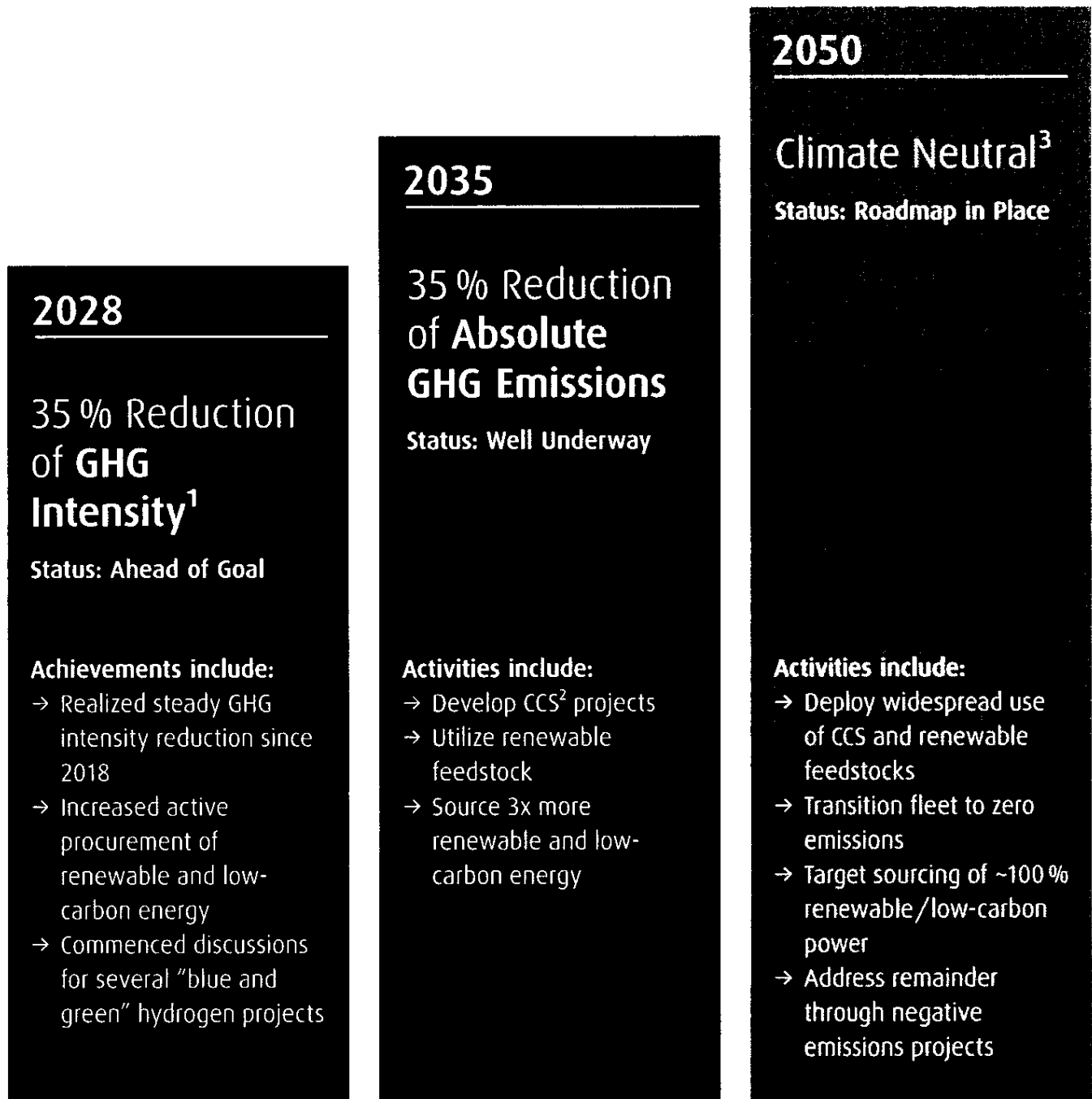
People & Community

DiversityInc Noteworthy Company
Forbes' America's Best Employers for Diversity
100 Best Corporate Citizens

Integrity & Compliance

2021 World's Most Ethical Companies

Road to Climate Neutrality*



* Aligned with the Paris Accords. Targets relate to all of Linde's Scope 1 and Scope 2 emissions.

¹ Greenhouse gas (GHG) emissions/Adj. EBITDA

² Carbon capture and sequestration

³ Requires strong policy and regulatory support

Mission, Vision and Values

Our Vision

We are committed to fulfilling our vision to be the **best performing global industrial gases and engineering company**, where our people deliver innovative and sustainable solutions for our customers in a connected world.

Our Mission

We live our mission of making our world more productive every day. Through our high-quality solutions, technologies and services we are making our customers more successful and **helping to sustain and protect our planet**.

Our Values

Safety

Integrity

Community

Inclusion

Accountability

**UNITED STATES
SECURITIES AND EXCHANGE COMMISSION
WASHINGTON, D.C. 20549**

FORM 10-K

☒ **ANNUAL REPORT PURSUANT TO SECTION 13 OR 15(d) OF THE SECURITIES
EXCHANGE ACT OF 1934**

For the fiscal year ended December 31, 2021

OR

☐ **TRANSITION REPORT PURSUANT TO SECTION 13 OR 15(d) OF THE SECURITIES
EXCHANGE ACT OF 1934**

For the transition period from _____ to _____

Commission file number 001-38730

LINDE PLC

(Exact name of registrant as specified in its charter)

Ireland
(State or other jurisdiction of incorporation)

98-1448883
(I.R.S. Employer Identification No.)

10 Riverview Drive, Danbury, Connecticut
United States 06810

The Priestley Centre 10 Priestly Road
Surrey Research Park Guildford, Surrey GU2 7XY United Kingdom
(Address of principal executive offices) (Zip Code)

(203) 837 - 2000

+ 44 14 83 242200
(Registrant's telephone number, including area code)

Securities registered pursuant to Section 12(b) of the Act:

<u>Title of each class:</u>	<u>Trading Symbol(s)</u>	<u>Name of each exchange on which registered:</u>
Ordinary shares (€0.001 nominal value per share)	LIN	New York Stock Exchange

Securities registered pursuant to Section 12(g) of the Act: None

Indicate by check mark if the registrant is a well-known seasoned issuer, as defined in Rule 405 of the Securities Act. Yes ☒ No ☐

Indicate by check mark if the registrant is not required to file reports pursuant to Section 13 or Section 15(d) of the Act. Yes ☐ No ☒

Indicate by check mark whether the registrant (1) has filed all reports required to be filed by Section 13 or 15(d) of the Securities Exchange Act of 1934 during the preceding 12 months (or for such shorter period that the registrant was required to file such reports), and (2) has been subject to such filing requirements for the past 90 days. Yes ☒ No ☐

Indicate by check mark whether the registrant has submitted electronically every Interactive Data File required to be submitted and posted pursuant to Rule 405 of Regulation S-T (§232.405 of this chapter) during the preceding 12 months (or for such shorter period that the registrant was required to submit such files). Yes ☒ No ☐

Indicate by check mark whether the registrant is a large accelerated filer, an accelerated filer, a non-accelerated filer, a smaller reporting company, or emerging growth company. See the definitions of "large accelerated filer," "accelerated filer," "smaller reporting company," and "emerging growth company" in Rule 12b-2 of the Exchange Act.

Large accelerated filer ☒ Accelerated filer ☐ Non-accelerated filer ☐ Smaller reporting company ☐ Emerging growth company ☐

If an emerging growth company, indicate by check mark if the registrant has elected not to use the extended transition period for complying with any new or revised financial accounting standards provided pursuant to Section 13(a) of the Exchange Act. ☐

Indicate by check mark whether the registrant has filed a report on and attestation to its management's assessment of the effectiveness of its internal control over financial reporting under Section 404(b) of the Sarbanes-Oxley Act (15 U.S.C. 7262(b)) by the registered public accounting firm that prepared or issued its audit report. Yes ☒ No ☐

Indicate by check mark whether the registrant is a shell company (as defined in Rule 12b-2 of the Act). Yes ☐ No ☒

The aggregate market value of the voting and non-voting common stock held by non-affiliates as of June 30, 2021, was approximately \$149 billion (based on the closing sale price of the stock on that date as reported on the New York Stock Exchange).

At January 31, 2022, 507,744,577 ordinary shares of €0.001 nominal value per share of the Registrant were outstanding.

Documents incorporated by reference:

Portions of the Proxy Statement of Linde plc for its 2022 Annual General Meeting of Shareholders, are incorporated in Part III of this report.

LINDE PLC
ANNUAL REPORT ON FORM 10-K
For the fiscal year ended December 31, 2021

TABLE OF CONTENTS

	<u>Page</u>
Part I	
Item 1: Business	4
Item 1A: Risk Factors	9
Item 1B: Unresolved Staff Comments	15
Item 2: Properties	15
Item 3: Legal Proceedings	15
Item 4: Mine Safety Disclosures	15
Part II	
Item 5: Market for Registrant's Common Equity, Related Stockholder Matters and Issuer Purchases of Equity Securities	16
Item 6: Reserved	17
Item 7: Management's Discussion and Analysis of Financial Condition and Results of Operations	18
Item 7A: Quantitative and Qualitative Disclosures About Market Risk	44
Item 8: Financial Statements and Supplementary Data	45
Item 9: Changes in and Disagreements with Accountants on Accounting and Financial Disclosure	98
Item 9A: Controls and Procedures	98
Item 9B: Other Information	98
Item 9C: Disclosure Regarding Foreign Jurisdictions that Prevent Inspections	98
Part III	
Item 10: Directors, Executive Officers and Corporate Governance	99
Item 11: Executive Compensation	99
Item 12: Security Ownership of Certain Beneficial Owners and Management and Related Stockholder Matters	100
Item 13: Certain Relationships and Related Transactions and Director Independence	100
Item 14: Principal Accounting Fees and Services	100
Part IV	
Item 15: Exhibits and Financial Statement Schedules	101
Item 16: Form 10-K Summary	107
Signatures	108

FORWARD-LOOKING STATEMENTS

This document contains “forward-looking statements” within the meaning of the Private Securities Litigation Reform Act of 1995. These forward-looking statements are identified by terms and phrases such as: anticipate, believe, intend, estimate, expect, continue, should, could, may, plan, project, predict, will, potential, forecast, and similar expressions. They are based on management’s reasonable expectations and assumptions as of the date the statements are made but involve risks and uncertainties. These risks and uncertainties include, without limitation: the performance of stock markets generally; developments in worldwide and national economies and other international events and circumstances, including trade conflicts and tariffs; changes in foreign currencies and in interest rates; the cost and availability of electric power, natural gas and other raw materials; the ability to achieve price increases to offset cost increases; catastrophic events including natural disasters, epidemics, pandemics such as COVID-19, and acts of war and terrorism; the ability to attract, hire, and retain qualified personnel; the impact of changes in financial accounting standards; the impact of changes in pension plan liabilities; the impact of tax, environmental, healthcare and other legislation and government regulation in jurisdictions in which the company operates; the cost and outcomes of investigations, litigation and regulatory proceedings; the impact of potential unusual or non-recurring items; continued timely development and market acceptance of new products and applications; the impact of competitive products and pricing; future financial and operating performance of major customers and industries served; the impact of information technology system failures, network disruptions and breaches in data security; and the effectiveness and speed of integrating new acquisitions into the business. These risks and uncertainties may cause actual future results or circumstances to differ materially from accounting principles generally accepted in the United States of America, International Financial Reporting Standards or adjusted projections, estimates or other forward-looking statements.

Linde plc assumes no obligation to update or provide revisions to any forward-looking statement in response to changing circumstances. The above listed risks and uncertainties are further described in Item 1A (Risk Factors) in this report, which should be reviewed carefully. Please consider Linde plc’s forward-looking statements in light of those risks.

Linde plc and Subsidiaries

PART I

ITEM 1. BUSINESS

General

Linde plc is a public limited company formed under the laws of Ireland with its principal offices in the United Kingdom and United States. Linde is the largest industrial gas company worldwide and is a major technological innovator in the industrial gases industry. Its primary products in its industrial gases business are atmospheric gases (oxygen, nitrogen, argon, and rare gases) and process gases (carbon dioxide, helium, hydrogen, electronic gases, specialty gases, and acetylene). The company also designs and builds equipment that produces industrial gases and offers customers a wide range of gas production and processing services such as olefin plants, natural gas plants, air separation plants, hydrogen and synthesis gas plants and other types of plants.

Linde serves a diverse group of industries including healthcare, chemicals and energy, manufacturing, metals and mining, food and beverage, and electronics.

Linde's sales were \$30,793 million, \$27,243 million, and \$28,228 million for 2021, 2020, and 2019, respectively. Refer to Item 7, Management's Discussion and Analysis, for a discussion of consolidated sales and Note 18 to the consolidated financial statements for additional information related to Linde's reportable segments.

Industrial Gases Products and Manufacturing Processes

Atmospheric gases are the highest volume products produced by Linde. Using air as its raw material, Linde produces oxygen, nitrogen and argon through several air separation processes of which cryogenic air separation is the most prevalent. Rare gases, such as krypton, neon and xenon, are also produced through cryogenic air separation. As a pioneer in the industrial gases industry, Linde is a leader in developing a wide range of proprietary and patented applications and supply systems technology. Linde also led the development and commercialization of non-cryogenic air separation technologies for the production of industrial gases. These technologies open important new markets and optimize production capacity for the company by lowering the cost of supplying industrial gases. These technologies include proprietary vacuum pressure swing adsorption ("VPSA") and membrane separation to produce gaseous oxygen and nitrogen, respectively.

Process gases, including carbon dioxide, hydrogen, carbon monoxide, helium, specialty gases and acetylene are produced by methods other than air separation. Most carbon dioxide is purchased from by-product sources, including chemical plants, refineries and industrial processes or is recovered from carbon dioxide wells. Carbon dioxide is processed in Linde's plants to produce commercial and food-grade carbon dioxide.

Hydrogen is produced from a range of feedstocks using an array of different technologies. Despite hydrogen being an invisible molecule, colors are often used to designate and differentiate between the production processes used to produce the molecule. The vast majority of hydrogen currently produced by Linde is what is termed gray hydrogen and is derived from natural gas or methane, using steam methane reformation technology. Linde has multiple technologies to produce other types of hydrogen, including blue and green, which are both considered types of clean energy. Blue hydrogen is produced by capturing the carbon emissions from the hydrogen plant and either utilizing them in a way that stops them from being emitted or sequestering them in the subsurface for the long term. Green hydrogen is produced by electrolysis using renewable energy or from the steam methane reforming of biomethane. Low carbon intensity, high-purity hydrogen is also produced by purifying and recovering by-product hydrogen sources from the chemical and petrochemical industries.

Helium is sourced from certain helium-rich natural gas streams in the United States, with additional supplies being acquired from outside the United States. Carbon monoxide can be produced by either steam methane reforming or auto-thermal reforming of natural gas or other feed streams such as naphtha. Acetylene is primarily sourced as a chemical by-product, but may also be produced from calcium carbide and water.

Industrial Gases Distribution

There are three basic distribution methods for industrial gases: (i) on-site or tonnage; (ii) merchant or bulk liquid; and (iii) packaged or cylinder gases. These distribution methods are often integrated, with products from all three supply modes coming from the same plant. The method of supply is generally determined by the lowest cost means of meeting the customer's needs, depending upon factors such as volume requirements, purity, pattern of usage, and the form in which the product is used (as a gas or as a cryogenic liquid).

On-site. Customers that require the largest volumes of product (typically oxygen, nitrogen and hydrogen) and that have a relatively constant demand pattern are supplied by cryogenic and process gas on-site plants. Linde constructs plants on or

adjacent to these customers' sites and supplies the product directly to customers by pipeline. On-site product supply contracts generally are total requirement contracts with terms typically ranging from 10-20 years and containing minimum purchase requirements and price escalation provisions. Many of the cryogenic on-site plants also produce liquid products for the merchant market. Therefore, plants are typically not dedicated to a single customer. Advanced air separation processes allow on-site delivery to customers with smaller volume requirements.

Merchant. The merchant business is generally associated with distributable liquid oxygen, nitrogen, argon, carbon dioxide, hydrogen and helium. The deliveries generally are made from Linde's plants by tanker trucks to storage containers at the customer's site which are owned and maintained by Linde and leased to the customer. Due to distribution cost, merchant oxygen and nitrogen generally have a relatively small distribution radius from the plants at which they are produced. Merchant argon, hydrogen and helium can be shipped much longer distances. The customer agreements used in the merchant business are usually three to seven-year requirement contracts.

Packaged Gases. Customers requiring small volumes are supplied products in metal containers called cylinders, under medium to high pressure. Packaged gases include atmospheric gases, carbon dioxide, hydrogen, helium, acetylene and related products. Linde also produces and distributes in cylinders a wide range of specialty gases and mixtures. Cylinders may be delivered to the customer's site or picked up by the customer at a packaging facility or retail store. Packaged gases are generally sold under one to three-year supply contracts and through purchase orders.

Engineering

Linde's Engineering business has a global presence, with its focus on market segments such as olefin, natural gas, air separation, hydrogen and synthesis gas plants. The company utilizes its extensive process engineering know-how in the planning, design and construction of highly efficient turnkey plants for the production and processing of gases. With its state-of-the-art sustainable technologies Engineering helps customers avoid, capture and utilize CO₂ emissions. Its technology portfolio covers the entire value chain for production, liquefaction, storage, distribution and application of hydrogen which supports the transition to clean energy. Its digital services and solutions increase plant efficiency and performance.

Linde's plants are used in a wide variety of fields: in the petrochemical and chemical industries, in refineries and fertilizer plants, to recover air gases, to produce synthesis gases, to treat natural gas and to produce noble gases. The Engineering business either supplies plant components directly to the customer or to the industrial gas business of Linde which operates the plants under a long-term gases supply contract.

Inventories – Linde carries inventories of merchant and cylinder gases and hardgoods to supply products to its customers on a reasonable delivery schedule. On-site plants and pipeline complexes have limited inventory. Inventory obsolescence is not material to Linde's business.

Customers – Linde is not dependent upon a single customer or a few customers.

International – Linde is a global enterprise with approximately 70% of its 2021 sales outside of the United States. The company also has majority or wholly owned subsidiaries that operate in approximately 45 European, Middle Eastern and African countries (including Germany, France, Sweden, the Republic of South Africa, and the United Kingdom (U.K.)); approximately 20 Asian and South Pacific countries (including China, Australia, India, South Korea and Thailand); and approximately 20 countries in North and South America (including Canada, Mexico and Brazil).

The company also has equity method investments operating in Europe, Asia, Africa, the Middle East, and North America.

Linde's non-U.S. business is subject to risks customarily encountered in non-U.S. operations, including fluctuations in foreign currency exchange rates, import and export controls, and other economic, political and regulatory policies of local governments. Also, see Item 1A, "Risk Factors" and Item 7A, "Quantitative and Qualitative Disclosures About Market Risk."

Seasonality – Linde's business is generally not subject to seasonal fluctuations to any significant extent.

Research and Development – Linde's research and development is directed toward development of gas processing, separation and liquefaction technologies, and clean energy technologies; improving distribution of industrial gases and the development of new markets and applications for these gases. This results in the development of new advanced air separation, hydrogen, synthesis gas, natural gas, adsorption and chemical process technologies; novel clean energy and carbon management solutions; as well as the frequent introduction of new industrial gas applications. Research and development is primarily conducted at Munich, Germany, Tonawanda, New York, Burr Ridge, Illinois and Shanghai, China.

Patents and Trademarks – Linde owns or licenses a large number of patents that relate to a wide variety of products and processes. Linde's patents expire at various times over the next 20 years. While these patents and licenses are considered important to its individual businesses, Linde does not consider its business as a whole to be materially dependent upon any one particular patent, or patent license, or family of patents. Linde also owns a large number of trademarks, of which the "Linde" trademark is the most significant.

Raw Materials and Energy Costs – Energy is the single largest cost item in the production and distribution of industrial gases. Most of Linde's energy requirements are in the form of electricity, natural gas and diesel fuel for distribution. The company mitigates electricity, natural gas, and hydrocarbon price fluctuations contractually through pricing formulas, surcharges, and cost pass-through and tolling arrangements.

The supply of energy has not been a significant issue in the geographic areas where the company conducts business. However, energy availability and price is unpredictable and may pose unforeseen future risks.

For carbon dioxide, carbon monoxide, helium, hydrogen and specialty gases, raw materials are largely purchased from outside sources. Linde has contracts or commitments for, or readily available sources of, most of these raw materials; however, their long-term availability and prices are subject to market conditions.

Competition – Linde participates in highly competitive markets in industrial gases and engineering, which are characterized by a mixture of local, regional and global players, all of which exert competitive pressure on the parties. In locations where Linde has pipeline networks, which enable the company to provide reliable and economic supply of products to larger customers, Linde derives a competitive advantage.

Competitors in the industrial gases industry include global and regional companies such as L'Air Liquide S.A., Air Products and Chemicals, Inc., Messer Group GmbH, Mitsubishi Chemical Holdings Corporation (through Taiyo Nippon Sanso Corporation) as well as an extensive number of small to medium size independent industrial gas companies which compete locally as producers or distributors. In addition, a significant portion of the international gases market relates to customer-owned plants.

Employees – The company sources talent from an ever-changing and competitive environment. The ability to source and retain qualified and committed employees is a prerequisite for the company's success, and represents a general risk for Linde.

The Board of Directors ("Board") has established a strategic business objective to maintain world-class standards in talent management. Executive variable compensation is assessed annually based on performance in several strategic non-financial areas, including talent management. The Human Capital Committee assists the Board in its oversight of Linde's compensation and incentive policies and programs, and management development and succession, particularly in regard to reviewing executive compensation for Linde's executive officers. The Human Capital Committee also periodically reviews the company's diversity policies and objectives, and programs to achieve those objectives. The global head of Human Resources reports to the Chief Executive Officer ("CEO"). A global leader of Diversity and Inclusion reports to the head of Human Resources.

Linde has aligned diversity and inclusion with its business strategies and implemented diversity action planning into business process and performance management. Diversity and inclusion are line management responsibilities and Linde seeks competitive advantage through proactive management of its talent pipeline, procurement and recruiting processes. Linde provides equal employment opportunity, and recruits, hires, promotes and compensates people based solely on their merit and ability.

Employees receive a competitive salary and variable compensation components based on merit and depending on their position. Linde has collective bargaining agreements with unions at numerous locations throughout the world. Additional benefits are offered such as occupational pensions and contributions towards health insurance or medical screening, reflecting regional conditions and local competition. Managers' compensation is based on performance. Senior managers participate directly in the company's growth in value through the Long Term Incentive Plan of Linde plc. From time to time, Linde may introduce special compensation schemes to recognize or reward specific individuals such as the one implemented in 2020 for global front-line employees. Work-life balance is promoted by providing a range of opportunities that are based on the overall local conditions. Linde also invests in professional development of its employees through formal and on-the-job training.

As of December 31, 2021, Linde had 72,327 employees worldwide comprised of approximately 27 percent women and 73 percent men. The total professional workforce comprised of approximately 28 percent women and 72 percent men.

Environment – Information required by this item is incorporated herein by reference to the section captioned “Management’s Discussion and Analysis - Environmental Matters” in Item 7 of this 10-K.

Available Information – The company makes its periodic and current reports available, free of charge, on or through its website, www.linde.com, as soon as practicable after such material is electronically filed with, or furnished to, the Securities and Exchange Commission (“SEC”). Investors may also access from the company website other investor information such as press releases and presentations. Information on the company’s website is not incorporated by reference herein. In addition, the public may read and copy any materials filed with the SEC free of charge at the SEC’s website, www.sec.gov, that contains reports, proxy information statements and other information regarding issuers that file electronically.

Executive Officers – The following Executive Officers have been elected by the Board of Directors and serve at the pleasure of the Board. It is expected that the Board will elect officers annually following each annual meeting of shareholders.

Stephen F. Angel, 66, has been Chief Executive Officer and a director of Linde since 2018. Effective March 1, 2022, Mr. Angel will retire from the position of Chief Executive Officer and assume the role of Chairman of the Board of Directors of Linde. Prior to his appointment as Chief Executive Officer of Linde, Mr. Angel was Chairman, President and CEO of Praxair, Inc. since 2007. Mr. Angel joined Praxair in 2001 as an Executive Vice President and was named President and Chief Operating Officer in February 2006. Prior to joining Praxair, Mr. Angel spent 22 years in a variety of management positions with General Electric. Mr. Angel serves on the board of directors of PPG Industries where he chairs the Human Capital Management and Compensation Committee and serves on the Nominating and Governance Committee. He also serves on the Hydrogen Council and is a member of The Business Council.

Sean Durbin, 51, became Executive Vice President, EMEA in April 2021. Previously, he served as Senior Vice President, Global Functions beginning in July 2020. Durbin joined Praxair, Inc. in 1993 and served in various roles across operations, engineering, project management, business development and sales. In recent years, he has held leadership positions including Business President, Region Europe South from 2019 to 2020, and President, Praxair Canada Inc. from 2013 to 2019.

Kelcey E. Hoyt, 52, became the Chief Accounting Officer of Linde in October 2018. Prior to this, she served as Vice President and Controller of Praxair, Inc. beginning in August 2016. Prior to becoming Controller, she served as Praxair’s Director of Investor Relations since 2010. She joined Praxair in 2002 and served as Director of Corporate Accounting and SEC Reporting through 2008, and later served as Controller for various divisions within Praxair’s North American Industrial Gas business. Previously, she was in audit at KPMG, LLP.

Sanjiv Lamba, 57, was appointed Chief Operating Officer of Linde effective January 1, 2021, and effective March 1, 2022, Mr. Lamba will become Chief Executive Officer of Linde. Previously, he served as the Executive Vice President, APAC, beginning in October 2018. Prior to that, Mr. Lamba was appointed a Member of the Executive Board of Linde AG in 2011, responsible for the Asia, Pacific segment of the Gases Division, for Global Gases Businesses Helium & Rare Gases, Electronics as well as Asia Joint Venture Management. Mr. Lamba started his career 1989 with BOC India in Finance where he progressed to become Director of Finance before being appointed as Managing Director for BOC’s India’s business in 2001. Throughout his years with BOC/Linde, he worked in various roles across a number of different geographies including Germany, the UK, Singapore and India.

Juergen Nowicki, 58, was appointed Executive Vice President and CEO, Linde Engineering in April 2020. Prior to this, he was Senior Vice President, Commercial, Linde Engineering. Mr. Nowicki joined Linde in 1991 as an Internal Auditor and held various positions in Finance and Controlling. In 2002, he was appointed CFO Linde Gas North America, USA, and was named Head of Finance and Control for The Linde Group in 2006. Nowicki assumed the role of Managing Director, Linde Engineering in 2011.

Dr. Andreas Opfermann, 50, became Executive Vice President, Clean Energy in June 2021. Previously, he was Executive Vice President Americas beginning in November 2019. Prior to this, from 2016-2019, he was the regional business unit leader for Linde’s North European region. Dr. Opfermann joined Linde in 2005 initially in Corporate Strategy. He has subsequently served as Head of Innovation Management from 2008 to 2010, Head of Clean Energy and Innovation Management from 2010 to 2014, and Head of Technology and Innovation from 2015 to 2016, responsible for all Linde research and development. Before joining Linde, he held positions at McKinsey & Company.

John Panikar, 54, was appointed Executive Vice President, APAC of Linde effective in January 2021. Previously, he served as President UK & Africa of Linde since October 2018. From 2014 to 2018, Mr. Panikar was President of Praxair Asia. He began his career with Praxair in 1991 as an Applications Engineer. Over the years, Mr. Panikar held increasingly responsible positions including Manager of Site Services and Equipment, Business Development Director for Praxair Asia, Managing Director of Praxair India, VP, South Region, North American Industrial Gases and President, Praxair Distribution, Inc.

Matthew J. White, 49, became Executive Vice President and Chief Financial Officer of Linde in October 2018. He previously served as the Senior Vice President and Chief Financial Officer of Praxair, Inc. since January 1, 2014. Prior to this, Mr. White was President of Praxair Canada from 2011-2014. He joined Praxair in 2004 as finance director for the company's largest business unit, North American Industrial Gases. In 2008, he became Vice President and Controller of Praxair, Inc., then was named Vice President and Treasurer in 2010. Before joining Praxair, White was vice president, finance, at Fisher Scientific and before that he held various financial positions, including group controller, at GenTek, a manufacturing and performance chemicals company.

ITEM 1A. RISK FACTORS

Due to the size and geographic reach of the company's operations, a wide range of factors, many of which are outside of the company's control, could materially affect the company's future operations and financial performance. Management believes the following risks may significantly impact the company:

The COVID-19 global pandemic could materially adversely affect our results of operations.

The COVID-19 global pandemic, including resurgences and variants of the virus that causes COVID-19, and efforts to reduce its spread have led, and may continue to lead to, significant changes in levels of economic activity and significant disruption and volatility in global markets. COVID-19 has resulted in authorities implementing numerous measures to try to contain the virus, such as travel bans and restrictions, quarantines, shelter in place orders, and shutdowns. These measures have impacted and may further impact our workforce and operations, the operations of our customers, vendors and suppliers. There is considerable uncertainty regarding such measures and potential future measures, and restrictions on our access to our manufacturing facilities or on our support operations or workforce, or similar limitations for our vendors and suppliers, and restrictions or disruptions of transportation, such as reduced availability of air transport, port closures, and increased border controls or closures, could limit our capacity to meet customer demand and have a material adverse effect on our results of operations. These restrictions and disruptions could affect our performance on our contracts.

Furthermore, COVID-19 has impacted and may further impact the broader economies of affected countries, including negatively impacting economic growth, the proper functioning of financial and capital markets, foreign currency exchange rates, and interest rates. Risks related to economic conditions are described in our Principal Risks and Uncertainties titled "Weakening economic conditions in markets in which Linde does business may adversely impact its financial results and/or cash flows" and "Macroeconomic factors may impact Linde's ability to obtain financing or increase the cost of obtaining financing which may adversely impact Linde's financial results and/or cash flows."

Weakening economic conditions in markets in which Linde does business may adversely impact its financial results and/or cash flows.

Linde serves a diverse group of industries across more than 100 countries, which generally leads to financial stability through various business cycles. However, a broad decline in general economic or business conditions in the industries served by its customers could adversely affect the demand for Linde's products and impair the ability of its customers to satisfy their obligations to Linde, resulting in uncollected receivables and/or unanticipated contract terminations or project delays. For example, global political and economic uncertainty could reduce investment activities of Linde's customers, which could adversely affect Linde's business.

In addition, many of Linde's customers are in businesses that are cyclical in nature, such as the chemicals, metals and energy industries. Downturns in these industries may adversely impact Linde during these cycles. Additionally, such conditions could impact the utilization of Linde's manufacturing capacity which may require it to recognize impairment losses on tangible assets such as property, plant and equipment, as well as intangible assets such as goodwill, customer relationships or intellectual property.

Increases in the cost of energy and raw materials and/or disruption in the supply of these materials could result in lost sales or reduced profitability.

Energy is the single largest cost item in the production and distribution of industrial gases. Most of Linde's energy requirements are in the form of electricity, natural gas and diesel fuel for distribution. Linde attempts to minimize the financial impact of variability in these costs through the management of customer contracts and reducing demand through operational productivity and energy efficiency. Large customer contracts typically have escalation and pass-through clauses to recover energy and feedstock costs. Such attempts may not successfully mitigate cost variability, which could negatively impact Linde's financial condition or results of operations. The supply of energy has not been a significant issue in the geographic areas where Linde conducts business. However, regional energy conditions are unpredictable and may pose future risk.

For carbon dioxide, carbon monoxide, helium, hydrogen and specialty gases, raw materials are largely purchased from outside sources. Where feasible, Linde sources several of these raw materials, including carbon dioxide, hydrogen and calcium carbide, as chemical or industrial byproducts. In addition, Linde has contracts or commitments for, or readily

available sources of, most of these raw materials; however, their long-term availability and prices are subject to market conditions. A disruption in supply of such raw materials could impact Linde's ability to meet contractual supply commitments.

Linde's international operations are subject to the risks of doing business abroad and international events and circumstances may adversely impact its business, financial condition or results of operations.

Linde has substantial international operations which are subject to risks including devaluations in currency exchange rates, transportation delays and interruptions, political and economic instability and disruptions, restrictions on the transfer of funds, trade conflicts and the imposition of duties and tariffs, import and export controls, changes in governmental policies, labor unrest, possible nationalization and/or expropriation of assets, changes in U.S. and non-U.S. tax policies and compliance with governmental regulations. These events could have an adverse effect on the international operations of Linde in the future by reducing the demand for its products, decreasing the prices at which it can sell its products, reducing the revenue from international operations or otherwise having an adverse effect on its business.

Currency exchange rate fluctuations and other related risks may adversely affect Linde's results.

Because a significant portion of Linde's revenue is denominated in currencies other than its reporting currency, the U.S. dollar, changes in exchange rates will produce fluctuations in revenue, costs and earnings and may also affect the book value of assets and liabilities and related equity. Although the company from time to time utilizes foreign exchange forward contracts to hedge these exposures, its efforts to minimize currency exposure through such hedging transactions may not be successful depending on market and business conditions. As a result, fluctuations in foreign currency exchange rates could adversely affect Linde's financial condition, results of operations or cash flows.

Macroeconomic factors may impact Linde's ability to obtain financing or increase the cost of obtaining financing which may adversely impact Linde's financial results and/or cash flows.

Volatility and disruption in the U.S., European and global credit and equity markets, from time to time, could make it more difficult for Linde to obtain financing for its operations and/or could increase the cost of obtaining financing. In addition, Linde's borrowing costs can be affected by short- and long-term debt ratings assigned by independent rating agencies which are based, in significant part, on its performance as measured by certain criteria such as interest coverage and leverage ratios. A decrease in these debt ratings could increase the cost of borrowing or make it more difficult to obtain financing.

An impairment of goodwill or intangible assets could negatively impact the company's financial results.

As of December 31, 2021, the net carrying value of goodwill and other indefinite-lived intangible assets was \$27 billion and \$2 billion, respectively, primarily as a result of the business combination and the related acquisition method of accounting applied to Linde AG. In accordance with generally accepted accounting principles, the company periodically assesses these assets to determine if they are impaired. Significant negative industry or economic trends, disruptions to business, unexpected significant changes or planned changes in use of the assets, divestitures and sustained market capitalization declines may result in recognition of impairments to goodwill or other indefinite-lived assets. Any charges relating to such impairments could have a material adverse impact on Linde's results of operations in the periods recognized.

Catastrophic events could disrupt the operations of Linde and/or its customers and suppliers and may have a significant adverse impact on the results of operations.

The occurrence of catastrophic events or natural disasters such as extreme weather, including hurricanes and floods; health epidemics; and acts of war or terrorism, could disrupt or delay Linde's ability to produce and distribute its products to customers and could potentially expose Linde to third-party liability claims. In addition, such events could impact Linde's customers and suppliers resulting in temporary or long-term outages and/or the limitation of supply of energy and other raw materials used in normal business operations. Linde evaluates the direct and indirect business risks, consults with vendors, insurance providers and industry experts, makes investments in suitably resilient design and technology, and conducts regular reviews of the business risks with management. Despite these steps, however, these situations are outside Linde's control and may have a significant adverse impact on its financial results.

The inability to attract and retain qualified personnel may adversely impact Linde's business.

If Linde fails to attract, hire and retain qualified personnel, it may not be able to develop, market or sell its products or successfully manage its business. Linde is dependent upon a highly skilled, experienced and efficient workforce to be successful. Much of Linde's competitive advantage is based on the expertise and experience of key personnel regarding marketing, technology, manufacturing and distribution infrastructure, systems and products. The inability to attract and hire qualified individuals or the loss of key employees in very skilled areas could have a negative effect on Linde's financial results.

If Linde fails to keep pace with technological advances in the industry or if new technology initiatives do not become commercially accepted, customers may not continue to buy Linde's products and results of operations could be adversely affected.

Linde's research and development is directed toward developing new and improved methods for the production and distribution of industrial gases, the design and construction of plants and toward developing new markets and applications for the use of industrial and process gases. This results in the introduction of new applications and the development of new advanced process technologies. As a result of these efforts, Linde develops new and proprietary technologies and employs necessary measures to protect such technologies within the global geographies in which Linde operates. These technologies help Linde to create a competitive advantage and to provide a platform to grow its business. If Linde's research and development activities do not keep pace with competitors or if Linde does not create new technologies that benefit customers, future results of operations could be adversely affected.

Risks related to pension benefit plans may adversely impact Linde's results of operations and cash flows.

Pension benefits represent significant financial obligations that will be ultimately settled in the future with employees who meet eligibility requirements. Because of the uncertainties involved in estimating the timing and amount of future payments and asset returns, significant estimates are required to calculate pension expense and liabilities related to Linde's plans. Linde utilizes the services of independent actuaries, whose models are used to facilitate these calculations. Several key assumptions are used in the actuarial models to calculate pension expense and liability amounts recorded in the consolidated financial statements. In particular, significant changes in actual investment returns on pension assets, discount rates, or legislative or regulatory changes could impact future results of operations and required pension contributions.

Operational risks may adversely impact Linde's business or results of operations.

Linde's operating results are dependent on the continued operation of its production facilities and its ability to meet customer contract requirements and other needs. Insufficient or excess capacity threatens Linde's ability to generate competitive profit margins and may expose Linde to liabilities related to contract commitments. Operating results are also dependent on Linde's ability to complete new construction projects on time, on budget and in accordance with performance requirements. Failure to do so may expose Linde's business to loss of revenue, potential litigation and loss of business reputation.

Also inherent in the management of Linde's production facilities and delivery systems, including storage, vehicle transportation and pipelines, are operational risks that require continuous training, oversight and control. Material operating failures at production, storage facilities or pipelines, including fire, toxic release and explosions, or the occurrence of vehicle transportation accidents could result in loss of life, damage to the environment, loss of production and/or extensive property damage, all of which may negatively impact Linde's financial results.

Linde may be subject to information technology system failures, network disruptions and breaches in data security.

Linde relies on information technology systems and networks for business and operational activities, and also stores and processes sensitive business and proprietary information in these systems and networks. These systems are susceptible to outages due to fire, flood, power loss, telecommunications failures, viruses, break-ins and similar events, or breaches of security.

Linde has taken steps to address these risks and concerns by implementing advanced security technologies, internal controls, network and data center resiliency and recovery process. Despite these steps, however, our information technology systems have in the past been and in the future will likely be subject to increasingly sophisticated cyber attacks. Operational

failures and breaches of security from such attempts could lead to the loss or disclosure of confidential information or personal data belonging to Linde or our employees and customers or suppliers. These failures and breaches could result in business interruption or malfunction and lead to legal or regulatory actions that could result in a material adverse impact on Linde's operations, reputation and financial results. To date, such attempts have not had any significant impact on Linde's operations or financial results.

The inability to effectively integrate acquisitions or collaborate with joint venture partners could adversely impact Linde's financial position and results of operations.

Linde has evaluated and expects to continue to evaluate, a wide array of potential strategic acquisitions and joint ventures. Many of these transactions, if consummated, could be material to its financial condition and results of operations. In addition, the process of integrating an acquired company, business or group of assets may create unforeseen operating difficulties and expenditures. Although historically Linde has been successful with its acquisition strategy and execution, the areas where Linde may face risks include:

- the need to implement or remediate controls, procedures and policies appropriate for a larger public company at companies that prior to the acquisition lacked these controls, procedures and policies;
- diversion of management time and focus from operating existing business to acquisition integration challenges;
- cultural challenges associated with integrating employees from the acquired company into the existing organization;
- the need to integrate each company's accounting, management information, human resources and other administrative systems to permit effective management;
- difficulty with the assimilation of acquired operations and products;
- failure to achieve targeted synergies and cost reductions; and
- inability to retain key employees and business relationships of acquired companies.

Foreign acquisitions and joint ventures involve unique risks in addition to those mentioned herein, including those related to integration of operations across different cultures and languages, currency risks and the particular economic, political and regulatory risks associated with specific countries.

Also, the anticipated benefit of potential future acquisitions may not materialize. Future acquisitions or dispositions could result in the incurrence of debt, contingent liabilities or amortization expenses, or impairments of goodwill, any of which could adversely impact Linde's financial results.

Linde is subject to a variety of international laws and government regulations and changes in, or failure to comply with, these laws or regulations could have an adverse impact on the company's business, financial position and results of operations.

Linde is subject to regulations in the following areas, among others:

- environmental protection, including climate change and energy efficiency laws and policies;
- U.S. and non-U.S. tax laws and currency controls;
- safety;
- securities laws applicable in the United States, the European Union, Germany, Ireland, and other jurisdictions;
- trade and import export restrictions, as well as economic sanctions laws;
- antitrust matters;
- data protection;
- global anti-bribery laws, including the U.S. Foreign Corrupt Practices Act; and
- healthcare regulations.

Changes in these or other regulatory areas may impact Linde's profitability and may give rise to new or increased compliance risks: it may become more complex and costly to ensure compliance, and the level of sanctions in the event of non-compliance may rise. Noncompliance with such laws and regulations could result in penalties or sanctions, cancellation of marketing rights or restrictions on participation in, or even exclusion from, public tender proceedings, all of which could have a material adverse impact on Linde's financial results and or reputation.

Such changes may also restrict Linde's ability to compete effectively in the marketplace. Changes to regulations in the areas of environmental protection and climate change, for example, may impact customer and competitor behavior driving structural changes in key end markets. While Linde will work to mitigate these risks through the pursuit of strategic alliances and investment in applications technologies to capture new growth areas, given the uncertainty about the type and scope of new regulations, it is difficult to predict how such changes and their impact on market behavior will ultimately impact Linde's business. However, such changes could have a material adverse impact on Linde's results of operations.

Doing business globally requires Linde to comply with anti-corruption, trade, compliance and economic sanctions and similar laws, and to implement policies and procedures designed to ensure that its employees and other intermediaries comply with the applicable restrictions. These restrictions include prohibitions on the sale or supply of certain products, services and any other economic resources to embargoed or sanctioned countries, governments, persons and entities. Compliance with these restrictions requires, among other things, screening of business partners. Despite its commitment to legal compliance and corporate ethics, the company cannot ensure that its policies and procedures will always protect it from intentional, reckless or negligent acts committed by employees or agents under the applicable laws. If Linde fails to comply with laws governing the conduct of international operations, Linde may be subject to criminal and civil penalties and other remedial measures, which could materially adversely affect its reputation, business and results of operations.

The outcome of litigation or governmental investigations may adversely impact the company's business or results of operations.

Linde's subsidiaries are party to various lawsuits and governmental investigations arising in the ordinary course of business. Adverse outcomes in some or all of the claims pending may result in significant monetary damages or injunctive relief that could adversely affect Linde's ability to conduct business. Linde and its subsidiaries may in the future become subject to further claims and litigation, which is impossible to predict. The litigation and other claims Linde faces are subject to inherent uncertainties. Legal or regulatory judgments or agreed settlements might give rise to expenses which are not covered, or are not fully covered, by insurance benefits and may also lead to negative publicity and reputational damage. An unfavorable outcome or determination could cause a material adverse impact on the company's results of operations.

Potential product defects or inadequate customer care may adversely impact Linde's business or results of operations.

Risks associated with products and services may result in potential liability claims, the loss of customers or damage to Linde's reputation. Principal possible causes of risks associated with products and services are product defects or an inadequate level of customer care when Linde is providing services.

Linde is exposed to legal risks relating to product liability in the countries where it operates, including countries such as the United States, where legal risks (in particular through class actions) have historically been more significant than in other countries. The outcome of any pending or future products and services proceedings or investigations cannot be predicted and legal or regulatory judgments or agreed settlements may give rise to significant losses, costs and expenses.

The manufacturing and sale of products as well as the construction and sale of plants by Linde may give rise to risks associated with the production, filling, storage, handling and transport of raw materials, goods or waste. Industrial gases are potentially hazardous substances and medical gases and the related healthcare services must comply with the relevant specifications in order to not adversely affect the health of patients treated with them.

Linde's products and services, if defective or not handled or performed appropriately, may lead to personal injuries, business interruptions, environmental damages or other significant damages, which may result, among other consequences, in liability, losses, monetary penalties or compensation payments, environmental clean-up costs or other costs and expenses, exclusion from certain market sectors deemed important for future development of the business and loss of reputation. All these consequences could have a material adverse effect on Linde's business and results of operations.

U.S. civil liabilities may not be enforceable against Linde.

Linde is organized under the laws of Ireland and substantial portions of its assets are located outside of the United States. In addition, certain directors and officers of Linde and its subsidiaries reside outside the United States. As a result, it may be difficult for investors to effect service of process within the United States upon Linde or such persons, or to enforce outside the United States judgments obtained against such persons in U.S. courts in any action, including actions predicated upon the civil liability provisions of the U.S. federal securities laws. In addition, it may be difficult for investors to enforce,

in original actions brought in courts in jurisdictions located outside the United States, rights predicated upon the U.S. federal securities laws.

A judgment for the payment of money rendered by a court in the United States based on civil liability would not be automatically enforceable in Ireland. There is no treaty between Ireland and the United States providing for the reciprocal enforcement of foreign judgments. The following requirements must be met before the foreign judgment will be deemed to be enforceable in Ireland (i) the judgment must be for a definite sum, (ii) the judgment must be final and conclusive; and (iii) the judgment must be provided by a court of competent jurisdiction.

An Irish court will also exercise its right to refuse judgment if the foreign judgment (i) was obtained by fraud; (ii) violated Irish public policy; (iii) is in breach of natural justice; or (iv) if the judgment is irreconcilable with an earlier foreign judgment.

In addition, there is doubt as to whether an Irish court would accept jurisdiction and impose civil liability on Linde or such persons in an original action predicated solely upon the U.S. federal securities laws brought in a court of competent jurisdiction in Ireland against Linde or such member, officer or expert, respectively.

Changes in tax laws or policy could adversely impact the company's financial position or results of operations.

Linde and its subsidiaries are subject to the tax rules and regulations in the U.S., Germany, Ireland, the U.K. and other countries in which they operate. Those tax rules and regulations are subject to change on a prospective or retroactive basis. Under current economic and political conditions tax rates and policies in any jurisdiction, including the U.S., the U.K. and the EU, are subject to significant changes which could result in a significant change to Linde's current and deferred income tax. In particular, since Linde is currently treated as U.K. tax resident, any potential changes in the tax rules applying to U.K. tax-resident companies would directly affect Linde.

A change in Linde's tax residency could have a negative effect on the company's future profitability and may trigger taxes on dividends or exit charges. If Linde ceases to be resident in the U.K. and becomes resident in another jurisdiction, it may be subject to U.K. exit charges, and/or could become liable for additional tax charges in the other jurisdiction. If Linde were to be treated as resident in more than one jurisdiction, it could be subject to duplicative taxation. Furthermore, although Linde is incorporated in Ireland and is not expected to be treated as a domestic corporation for U.S. federal income tax purposes, it is possible that the IRS could challenge this result or that changes in U.S. federal income tax law could alter this result. If the IRS successfully asserted such a position or the law were to change, significant adverse tax consequences may result for Linde, the company and Linde's shareholders.

Changes in tax laws may result in higher tax expense and tax payments. In addition, changes in tax legislation and uncertainty about the tax environment in some regions may restrict Linde's opportunity to enforce its respective rights under the law. Linde also operates in countries with complex tax regulations which could be interpreted in different ways. Linde and its subsidiaries are subject to audits by taxing authorities in various jurisdictions or other review actions by the relevant financial or tax authorities. The ultimate tax outcome may differ from the amounts recorded in Linde's or its subsidiaries' financial statements and may materially affect their respective financial results for the period when such determination is made.

ITEM 1B. UNRESOLVED STAFF COMMENTS

Linde has received no written SEC staff comments regarding any of its Exchange Act reports which remain unresolved.

ITEM 2. PROPERTIES

Linde's principal executive offices are located in leased office space in Guildford, United Kingdom and owned office space in Danbury, Connecticut. Linde also owns principal administrative office space in Tonawanda, New York, United States and Pullach, Germany.

Due to the nature of Linde's industrial gas products, it is generally uneconomical to transport them distances greater than a few hundred miles from the production facility. As a result, Linde operates a significant number of production facilities spread globally throughout a number of geographic regions.

The following is a description of production facilities for Linde by segment. No significant portion of these assets was leased at December 31, 2021. Generally, these facilities are utilized and are sufficient to meet the company's manufacturing needs.

Americas

The Americas segment operates production facilities primarily in the U.S., Canada, Mexico and Brazil, approximately 350 of which are mainly cryogenic air separation plants, hydrogen plants and carbon dioxide plants. There are five major pipeline complexes in North America located in northern Indiana, Houston, along the Gulf Coast of Texas, Detroit and Louisiana. Also located throughout the Americas are noncryogenic air separation plants, packaged gas facilities and other smaller plant facilities.

EMEA

The EMEA segment has production facilities primarily in Germany, France, Sweden, the Republic of South Africa, and the U.K. which include approximately 275 cryogenic air separation plants and carbon dioxide plants. Also located throughout Europe are noncryogenic air separation plants, hydrogen, packaged gas facilities and other smaller plant facilities.

APAC

The APAC segment has production facilities located primarily in China, Australia, India, South Korea and Thailand, approximately 230 of which are cryogenic air separation plants and carbon dioxide plants. Also located throughout Asia are noncryogenic air separation plants, hydrogen, packaged gas and other production facilities.

Engineering

The Linde Engineering business designs and constructs turnkey process plants for third-party customers as well as for the gases businesses in many locations worldwide, such as olefin plants, natural gas plants, air separation plants, hydrogen and synthesis gas plants. Plant components are produced in owned factories in Pullach and Tacherting, Germany; Hesingue, France; Oklahoma, United States; and Dalian, China.

ITEM 3. LEGAL PROCEEDINGS

Information required by this item is incorporated herein by reference to the section captioned "Notes to Consolidated Financial Statements – 17. Commitments and Contingencies" in Item 8 of this 10-K.

ITEM 4. MINE SAFETY DISCLOSURES

Not Applicable.

PART II

ITEM 5. MARKET FOR REGISTRANT'S COMMON EQUITY, RELATED STOCKHOLDER MATTERS AND ISSUER PURCHASES OF EQUITY SECURITIES

Linde plc shares trade on the New York Stock Exchange ("NYSE") and the Frankfurt Stock Exchange ("FSE") under the ticker symbol "LIN". At December 31, 2021 there were 8,363 shareholders of record.

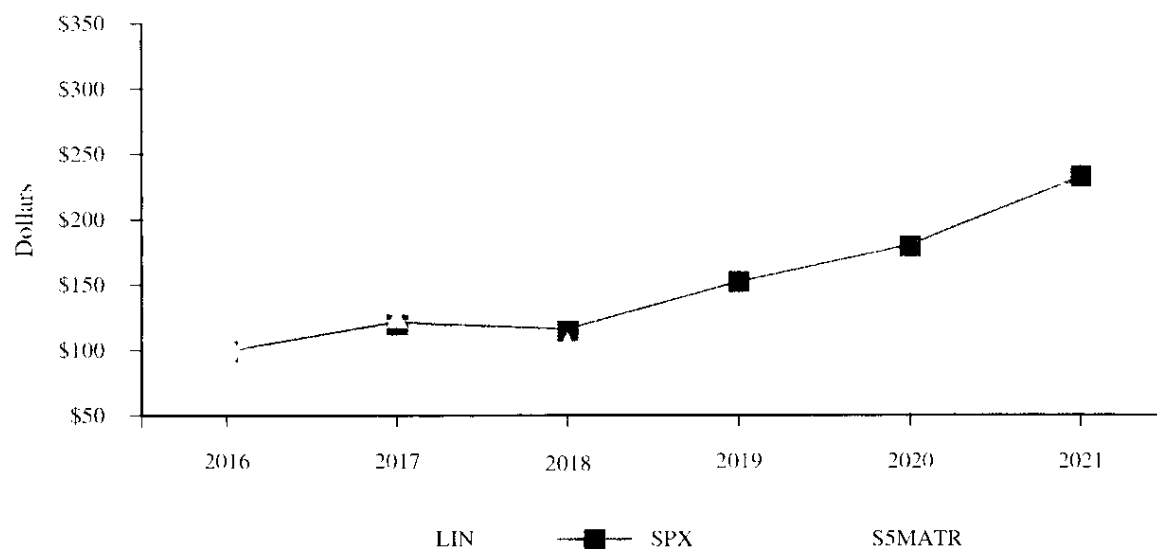
Purchases of Equity Securities - Certain information regarding purchases made by or on behalf of the company or any affiliated purchaser (as defined in Rule 10b-18(a)(3) under the Securities Exchange Act of 1934, as amended) of its ordinary shares during the three months ended December 31, 2021 is provided below:

<u>Period</u>	<u>Total Number of Shares Purchased (Thousands)</u>	<u>Average Price Paid Per Share</u>	<u>Total Number of Shares Purchased as Part of Publicly Announced Program (1) (Thousands)</u>	<u>Approximate Dollar Value of Shares that May Yet be Purchased Under the Program (2) (Millions)</u>
October 2021	931	\$ 304.49	931	\$ 1,554
November 2021	1,570	\$ 329.60	1,570	\$ 1,037
December 2021	1,626	\$ 333.23	1,626	\$ 495
Fourth Quarter 2021	4,127	\$ 325.37	4,127	\$ 495

- (1) On January 25, 2021 the company's board of directors approved the repurchase of \$5.0 billion of its ordinary shares ("2021 program") which could take place from time to time on the open market (and could include the use of 10b5-1 trading plans), subject to market and business conditions. The 2021 program has a maximum repurchase amount of 15% of outstanding shares, began on February 1, 2021 and expires on July 31, 2023.
- (2) As of December 31, 2021, the company repurchased \$4.5 billion of its ordinary shares pursuant to the 2021 program, leaving an additional \$0.5 billion authorized under the 2021 program.

On February 28, 2022 the company's board of directors approved the repurchase of \$10.0 billion of its ordinary shares ("2022 program") which could take place from time to time on the open market (and could include the use of 10b5-1 trading plans), subject to market and business conditions. The 2022 program has a maximum repurchase amount of 15% of outstanding shares, beginning on March 1, 2022 and expires on July 31, 2024.

Peer Performance Table – The graph below compares the most recent five-year cumulative returns of the common stock of Praxair, the company’s predecessor, through October 31, 2018 and Linde’s ordinary shares for periods subsequent to October 31, 2018 with those of the Standard & Poor’s 500 Index (“SPX”) and the S5 Materials Index (“S5MATR”) which covers 28 companies, including Linde. The figures assume an initial investment of \$100 on December 31, 2016 and that all dividends have been reinvested.



	2016	2017	2018	2019	2020	2021
LIN	\$100	\$135	\$139	\$194	\$244	\$325
SPX	\$100	\$122	\$117	\$153	\$181	\$233
S5MATR	\$100	\$124	\$106	\$132	\$159	\$202

ITEM 6. RESERVED

Not applicable.

ITEM 7. MANAGEMENT'S DISCUSSION AND ANALYSIS OF FINANCIAL CONDITION AND RESULTS OF OPERATIONS

The following discussion of the company's financial condition and results of operations should be read together with its consolidated financial statements and notes to the consolidated financial statements included in Item 8 of this Form 10-K.

	<u>Page</u>
<i>Business Overview</i>	19
Executive Summary - Financial Results & Outlook	20
Consolidated Results and Other Information	21
Segment Discussion	27
Liquidity, Capital Resources and Other Financial Data	32
Off-Balance Sheet Arrangements	34
Critical Accounting Estimates	34
New Accounting Standards	37
Fair Value Measurements	37
Non-GAAP Financial Measures	38
Supplemental Guarantee Information	42

BUSINESS OVERVIEW

The company's primary products in its industrial gases business are atmospheric gases (oxygen, nitrogen, argon, rare gases) and process gases (carbon dioxide, helium, hydrogen, electronic gases, specialty gases, acetylene). The company also designs, engineers, and builds equipment that produces industrial gases and offers its customers a wide range of gas production and processing services such as olefin plants, natural gas plants, air separation plants, hydrogen and synthesis gas plants and other types of plants.

Linde's industrial gas operations are managed on a geographical basis and in 2021 84% of sales were generated by Linde's three geographic segments (Americas, EMEA and APAC) and the remaining 16% are related primarily to the Engineering segment, and to a lesser extent Other (see Note 18 to the consolidated financial statements for operating segment details).

Linde serves a diverse group of industries including healthcare, chemicals and energy, manufacturing, metals and mining, food and beverage, and electronics. The diversity of end-markets supports financial stability for Linde in varied business cycles.

Linde generates most of its revenues and earnings in the following geographies where the company has its strongest market positions and where distribution and production operations allow the company to deliver the highest level of service to its customers at the lowest cost.

<u>North and South America ("Americas")</u>	<u>Europe, Middle East and Africa ("EMEA")</u>	<u>Asia and Pacific ("APAC")</u>
United States	Germany	China
Brazil	United Kingdom	Australia
Mexico	Eastern Europe	South Korea
Canada	South Africa	India

The company manufactures and distributes its industrial gas products through networks of thousands of production plants, pipeline complexes, distribution centers and delivery vehicles. Major pipeline complexes are primarily located in the United States and China. These networks are a competitive advantage, providing the foundation of reliable product supply to the company's customer base. The majority of Linde's business is conducted through long-term contracts which provide stability in cash flow and the ability to pass through changes in energy and feedstock costs to customers. The company has growth opportunities in all major geographies and in diverse end-markets such as healthcare, chemicals and energy, manufacturing, metals and mining, food and beverage, and electronics.

EXECUTIVE SUMMARY – FINANCIAL RESULTS & OUTLOOK

2021 Year in review

- Sales of \$30,793 million were 13% above 2020 sales of \$27,243 million. Volume growth across all end markets and project start-ups increased sales by 8% . Higher pricing across all geographic segments contributed 3% to sales. Favorable currency translation and higher cost pass-through increased sales by 5%, partially offset by the deconsolidation of a joint venture with operations in APAC which decreased sales by 3% .
- Reported operating profit of \$4,984 million was 50% above 2020. Adjusted operating profit of \$7,176 million was 24% above 2020. The increase in both reported and adjusted operating profit was primarily driven by higher volume and price and the benefit of cost reduction programs and other charges and productivity initiatives, partially offset by the deconsolidation of a joint venture with operations in APAC.*
- Income from continuing operations of \$3,821 million and diluted earnings per share from continuing operations of \$7.32 increased from \$2,497 million and \$4.70, respectively in 2020. Adjusted income from continuing operations of \$5,579 million and adjusted diluted earnings per share from continuing operations of \$10.69 were 28% and 30%, respectively above 2020 adjusted amounts.*
- Cash flow from operations of \$9,725 million was 31% above 2020. Capital expenditures were \$3,086 million; dividends paid were \$2,189 million; net purchases of ordinary shares of \$4,562 million; and debt repayments, net were \$514 million.

* A reconciliation of the adjusted amounts can be found in the “Non-GAAP Financial Measures” section in this MD&A.

2022 Outlook

Linde provides quarterly updates on operating results, material trends that may affect financial performance, and financial guidance via earnings releases and investor teleconferences. These materials are available on the company’s website, www.linde.com, but are not incorporated herein.

CONSOLIDATED RESULTS AND OTHER INFORMATION

The discussion that follows includes a comparison of our results of operations and liquidity and capital resources for the years ended December 31, 2021 and 2020. For the discussion comparing the years ended December 31, 2020 and 2019, refer to Part II, Item 7, Management's Discussion and Analysis of Financial Condition and Results of Operations, of our Form 10-K for the year ended December 31, 2020.

The following table provides summary information for 2021 and 2020. The reported amounts are GAAP amounts from the Consolidated Statements of Income. The adjusted amounts are intended to supplement investors' understanding of the company's financial information and are not a substitute for GAAP measures.

(Millions of dollars, except per share data)

Year Ended December 31,

	2021	2020	Variance
Reported Amounts			
Sales	\$ 30,793	\$ 27,243	13 %
Cost of sales, exclusive of depreciation and amortization	\$ 17,543	\$ 15,383	14 %
As a percent of sales	57.0%	56.5%	
Selling, general and administrative	\$ 3,189	\$ 3,193	— %
As a percent of sales	10.4%	11.7%	
Depreciation and amortization	\$ 4,635	\$ 4,626	— %
Cost reduction programs and other charges (a)	\$ 273	\$ 506	(46)%
Operating Profit	\$ 4,984	\$ 3,322	50 %
Operating margin	16.2%	12.2%	
Interest expense net	\$ 77	\$ 115	(33)%
Net pension and OPEB cost (benefit), excluding service cost	\$ (192)	\$ (177)	8 %
Effective tax rate	24.7%	25.0%	
Income from equity investments	\$ 119	\$ 85	40 %
Noncontrolling interests from continuing operations	\$ (135)	\$ (125)	8 %
Income from continuing operations	\$ 3,821	\$ 2,497	53 %
Diluted earnings per share from continuing operations	\$ 7.32	\$ 4.70	56 %
Diluted shares outstanding	521,875	531,157	(2)%
Number of employees	72,327	74,207	(3)%
Adjusted Amounts (b)			
Operating profit	\$ 7,176	\$ 5,797	24 %
Operating margin	23.3%	21.3%	
Income from continuing operations	\$ 5,579	\$ 4,371	28 %
Diluted earnings per share from continuing operations	\$ 10.69	\$ 8.23	30 %
Other Financial Data (b)			
EBITDA from continuing operations	\$ 9,738	\$ 8,033	21 %
As percent of sales	31.6%	29.5%	
Adjusted EBITDA from continuing operations	\$ 10,179	\$ 8,645	18 %
As percent of sales	33.1%	31.7%	

(a) See Note 3 to the consolidated financial statements.

(b) Adjusted amounts and Other Financial Data are non-GAAP performance measures. A reconciliation of reported amounts to adjusted amounts can be found in the "Non-GAAP Financial Measures" section of this MD&A.

Results of Operations

The following table provides a summary of changes in consolidated sales:

	2021 vs. 2020
	<u>% Change</u>
Factors Contributing to Changes - Sales	
Volume	8 %
Price/Mix	3 %
Cost pass-through	3 %
Currency	2 %
Acquisitions/divestitures	(3) ^a %
Engineering	— %
	<u>13 %</u>

2021 Compared With 2020

Sales

Linde sales increased \$3,550 million, or 13%, for the 2021 year versus 2020. Volume growth across all end markets and project start ups increased sales by 8%. Higher pricing across all geographic segments contributed 3% to sales. Currency translation increased sales by 2%, largely in EMEA and APAC, driven by the strengthening of the Euro, Australian dollar, Chinese yuan and British pound against the U.S. dollar. Cost pass-through, representing the contractual billing of energy cost variances primarily to onsite customers, increased sales by 3%, with minimal impact on operating profit. Divestitures decreased sales by 3% primarily driven by the deconsolidation of a joint venture with operations in APAC (see Note 2 to the consolidated financial statements).

Cost of sales, exclusive of depreciation and amortization

Cost of sales, exclusive of depreciation and amortization, increased \$2,160 million, or 14%, for the year primarily due to higher volumes, cost pass-through and currency impacts, partially offset by productivity initiatives. Cost of sales, exclusive of depreciation and amortization, was 57.0% and 56.5% of sales, respectively, in 2021 compared to 2020. The increase as a percentage of sales was due primarily to higher cost pass-through.

Selling, general and administrative expenses

Selling, general and administrative expense ("SG&A") decreased \$4 million, from \$3,193 in 2020 to \$3,189 million in 2021. SG&A was 10.4% of sales in 2021 versus 11.7% in 2020, primarily due to continued productivity initiatives and the impact of higher cost pass-through on sales. Currency impacts increased SG&A by approximately \$62 million in 2021. Excluding currency impacts, underlying SG&A decreased due to continued productivity initiatives.

Depreciation and amortization

Reported depreciation and amortization expense increased \$9 million versus 2020. The increase is primarily due to currency translation impacts, partially offset by a decrease related primarily to intangible assets acquired in the merger becoming fully amortized.

On an adjusted basis, depreciation and amortization expense increased \$66 million, or 2%, versus 2020. The increase is primarily due to currency translation impacts which increased depreciation and amortization by approximately \$60 million in 2021. Excluding currency impacts, underlying depreciation was relatively flat as the impact of new project start ups was largely offset by the decrease related to the deconsolidation of a joint venture with operations in APAC (see Note 2 to the consolidated financial statements).

Cost reduction programs and other charges

Linde recorded cost reduction programs and other charges of \$273 million and \$506 million for 2021 and 2020, respectively, primarily associated with the company's cost reduction program, which represents charges for achieving synergies and cost efficiencies related to the merger (see Note 3 to the consolidated financial statements).

On an adjusted basis, these costs have been excluded in both periods.

Operating profit

Reported operating profit increased \$1,662 million in 2021, or 50%. On an adjusted basis, operating profit increased \$1,379 million, or 24%, for 2021 versus 2020.

On a reported basis, operating profit increased \$1,662 million, or 50% in 2021. The increase in the year was driven by higher volumes and price, partially offset by the deconsolidation of a joint venture with operations in APAC. Cost reduction programs and other charges were \$273 million in 2021 and \$506 million in 2020.

On an adjusted basis, which excludes the impacts of purchase accounting, cost reduction programs and other charges, operating profit increased \$1,379 million, or 24%. Operating profit growth was driven by higher volume and price and the benefit of cost reduction programs and productivity initiatives, partially offset by the deconsolidation of a joint venture with operations in APAC. A discussion of operating profit by segment is included in the segment discussion that follows.

Interest expense - net

Reported interest expense – net in 2021 decreased \$38 million, or 33%, versus 2020. On an adjusted basis interest expense decreased \$54 million, or 29% in 2021 as compared to 2020.

On both a reported and adjusted basis, the decrease year over year was driven by a lower effective borrowing rate and the impact of unfavorable foreign currency revaluation on an unhedged intercompany loan in the prior year.

Net pension and OPEB cost (benefit), excluding service cost

Reported net pension and OPEB cost (benefit), excluding service cost was a benefit of \$192 million and \$177 million in 2021 and 2020, respectively. The increase in benefit largely relates to a higher expected return on plan assets and lower interest costs, partially offset by higher amortization of deferred losses (see Note 16 to the consolidated financial statements).

Effective tax rate

The reported effective tax rate (“ETR”) for 2021 was 24.7% versus 25.0% in 2020. The decrease is primarily driven by increased pre-tax income and jurisdictional mix. 2021 includes a deferred income tax charge related to the revaluation of net deferred tax liabilities for a tax rate increase in the United Kingdom, offset by a reduction to tax expense related to uncertain tax benefits and accrued interest and penalties of \$47 million (see Note 5 to the consolidated financial statements).

On an adjusted basis, the ETR for 2021 was 24.1% versus 23.8% in 2020. The increase in the adjusted ETR is primarily due to lower tax benefits in 2021 relative to higher pre-tax income.

Income from equity investments

Reported income from equity investments for 2021 was \$119 million as compared to \$85 million in 2020. On an adjusted basis, income from equity investments for 2021 was \$231 million versus \$142 million in 2020.

On a reported basis, the increase in income from equity investments was primarily driven by the deconsolidation of a joint venture with operations in APAC which is reflected in equity income effective January 1, 2021, partially offset by a \$35 million impairment charge related to a joint venture in the APAC segment in the third quarter of 2021.

On an adjusted basis, the increase in income from equity investments was primarily driven by the deconsolidation of a joint venture with operations in APAC which is reflected in equity income effective January 1, 2021.

Noncontrolling interests from continuing operations

At December 31, 2021, noncontrolling interests from continuing operations consisted primarily of noncontrolling shareholders’ investments in APAC (primarily in China) and surface technologies.

Reported noncontrolling interests from continuing operations increased \$10 million, from \$125 million in 2020 to \$135 million in 2021, primarily driven by higher income from continuing operations, partially offset by the deconsolidation of a joint venture with operations in APAC (see Note 2 to the consolidated financial statements) and the buyout of minority shareholders in the Republic of South Africa.

Adjusted noncontrolling interests from continuing operations decreased \$36 million in 2021 as compared to 2020, primarily driven by the deconsolidation of a joint venture with operations in APAC (See Note 2 to the consolidated financial statements) and the buyout of minority shareholders in the Republic of South Africa, which more than offset the increase from higher income from continuing operations.

Income from continuing operations

Reported income from continuing operations increased \$1,324 million, or 53%, primarily due to higher overall operating profit.

On an adjusted basis, which excludes the impacts of purchase accounting and other non-GAAP adjustments, income from continuing operations increased \$1,208 million, or 28%, in 2021 versus 2020. The increase was primarily due to higher adjusted operating profit.

Diluted earnings per share from continuing operations

Reported diluted earnings per share from continuing operations increased \$2.62, or 56%, in 2021 as compared to 2020. On an adjusted basis, diluted EPS of \$10.69 in 2021 increased 30% versus 2020. The increase on both reported and adjusted basis was primarily due to higher income from continuing operations and lower diluted shares outstanding.

Employees

The number of employees at December 31, 2021 was 72,327, a decrease of 3%, or 1,880 employees from December 31, 2020, primarily driven by cost reduction actions and divestitures.

Other Financial Data

EBITDA increased to \$9,738 million in 2021 from \$8,033 million in 2020. Adjusted EBITDA from continuing operations increased to \$10,179 million for 2021 as compared to \$8,645 million in 2020, primarily due to higher income from continuing operations versus the prior year period.

See the “Non-GAAP Financial Measures” section for definitions and reconciliations of these non-GAAP measures to reported GAAP amounts.

Other Comprehensive Income (Loss)

Other comprehensive income (loss) for the year ended December 31, 2021 of \$358 million resulted primarily from currency translation adjustments of \$1,175 million largely offset by an increase in the funded status of the company’s retirement obligations of \$746 million driven by a higher discount rate environment and strong asset performance. The translation adjustments reflect the impact of translating local currency foreign subsidiary financial statements to U.S. dollars, and are largely driven by the movement of the U.S. dollar against major currencies including the Euro, the Chinese yuan and the British pound. See the “Currency” section of the MD&A for exchange rates used for translation purposes and Note 7 to the consolidated financial statements for a summary of the currency translation adjustment component of accumulated other comprehensive income by segment.

Related Party Transactions

The company’s related parties are primarily unconsolidated equity affiliates. The company did not engage in any material transactions involving related parties that included terms or other aspects that differ from those which would be negotiated with independent parties.

Environmental Matters

Linde’s principal operations relate to the production and distribution of atmospheric and other industrial gases, which historically have not had a significant impact on the environment. However, worldwide costs relating to environmental protection may continue to grow due to increasingly stringent laws and regulations, and Linde’s ongoing commitment to rigorous internal standards. In addition, Linde may face physical risks from climate change and extreme weather.

Climate Change

Linde operates in jurisdictions that have, or are developing, laws and/or regulations to reduce or mitigate the adverse effects of greenhouse gas (“GHG”) emissions and faces a highly uncertain regulatory environment in this area. For example, the U.S. Environmental Protection Agency (“EPA”) has promulgated rules requiring reporting of GHG emissions, and Linde and many of its suppliers and customers are subject to these rules. EPA has also promulgated regulations to restrict GHG emissions, including final rules regulating GHG emissions from light-duty vehicles and certain large manufacturing facilities, many of which are Linde suppliers or customers. In addition to these developments in the United States, several other countries worldwide have already implemented carbon taxation or trading systems which impact the company’s customers and Linde operations, including regulations in China, Singapore and the European Union. Among other impacts, such regulations are expected to raise the cost of energy, which is a significant cost for Linde. Nevertheless, Linde’s long-term customer contracts routinely provide rights to recover increased electricity, natural gas, and other costs that are incurred by the company as a result of climate change regulation.

Linde anticipates continued growth in its hydrogen business due to increased focus on lowering GHG emissions. Traditionally, hydrogen production plants and a large number of other manufacturing and electricity-generating plants have been identified in California and the European Union as a source of carbon dioxide emissions and these plants are subject to cap-and-trade regulations in those jurisdictions. Linde believes it will be able to mitigate the costs of these regulations through the terms of its product supply contracts. However, legislation that limits GHG emissions may impact growth by increasing capital, compliance, operating and maintenance costs and/or decreasing demand.

To manage business risks from current and potential GHG emission regulation as well as physical consequences of climate change, Linde actively monitors current developments, evaluates the direct and indirect business risks, and takes appropriate actions. Among others, actions include: increasing relevant resources and training; maintaining contingency plans; obtaining advice and counsel from expert vendors, insurance providers and industry experts; incorporating GHG provisions in commercial agreements; and conducting regular reviews of the business risks with management. Although there are considerable uncertainties, Linde believes that the business risk from potential regulations can be effectively managed through its commercial contracts. Additionally, Linde does not anticipate any material effects regarding its plant operations or business arising from potential physical risks of climate change.

Linde continuously seeks opportunities to optimize energy use and GHG emissions through research and development in customer applications and rigorous operational energy efficiency, sourcing renewable energy, and purchasing hydrogen as a chemical byproduct where feasible. Linde tracks GHG emission performance versus targets and reports regularly to business management and annually to Linde's Board of Directors. Effective November 2021, a new Sustainability Committee was created. The Committee is responsible for Board oversight of the Company's programs, policies and strategies related to environmental matters generally, including climate change, greenhouse gas reduction goals and decarbonization solutions, such as clean hydrogen and carbon capture.

At the same time, external factors may provide Linde with future business opportunities. Examples of such factors include governmental regulation of GHG and other emissions; uncertain costs of energy and certain natural resources; the development of renewable energy alternatives; and new technologies that help extract natural gas, improve air quality, increase energy efficiency and mitigate the impacts of climate change. Linde continues to develop new applications that can lower emissions and help customers lower energy consumption and increase product throughput. Stricter regulation of water quality in emerging economies such as China provide a growing market for a number of gases, e.g., oxygen for wastewater treatment. Increased concern about drought in areas such as California and Australia may create additional markets for carbon dioxide for desalination. Renewable fuel standards in the European Union and U.S. can create a market for second-generation biofuels which use industrial gases such as oxygen, carbon dioxide, and hydrogen.

Costs Relating to the Protection of the Environment

Environmental protection costs in 2021 were not significant. Linde anticipates that future annual environmental protection expenditures will be similar to 2021, subject to any significant changes in existing laws and regulations. Based on historical results and current estimates, management does not believe that environmental expenditures will have a material adverse effect on the consolidated financial position, the consolidated results of operations or cash flows in any given year.

Legal Proceedings

See Note 17 to the consolidated financial statements for information concerning legal proceedings.

Retirement Benefits

Pensions

The net periodic benefit cost (benefit) for the U.S. and non-U.S. pension plans was a benefit of \$35 million and \$28 million in 2021 and 2020, respectively, and costs of \$107 million in 2019. 2019 net periodic pension cost included pension settlement charges of \$97 million related to lump sum payments, which were triggered by either a change in control provision or merger-related divestitures, and a net curtailment charge of \$8 million for termination benefits, primarily in connection with a defined benefit pension plan freeze. Settlement charges were \$4 million and \$6 million for 2021 and 2020, respectively.

The funded status (pension benefit obligation ("PBO") less the fair value of plan assets) for the U.S. plans was a deficit of \$135 million and \$436 million at December 31, 2021 and 2020, respectively. The funded status for non-U.S. plans was a deficit of \$1,409 million and \$2,334 million at December 31, 2021 and 2020, respectively. Both the U.S. and non-U.S.

plans derived the benefit from the actual return on plan assets, as well as favorability generated from a lower PBO due to an increase in discount rates.

Global pension contributions were \$42 million in 2021, \$91 million in 2020, and \$94 million in 2019. At a minimum, Linde contributes to its pension plans to comply with local regulatory requirements (e.g., ERISA in the U.S.). Discretionary contributions in excess of the local minimum requirements are made based on many factors, including long-term projections of the plans' funded status, the economic environment, potential risk of overfunding, pension insurance costs and alternative uses of cash. Changes to these factors can impact the timing of discretionary contributions from year to year. Estimated required contributions for 2021 are currently expected to be in the range of \$40 million to \$50 million.

Linde assumes expected returns on plan assets for 2022 of 7.00% and 5.54% for the U.S. and non-U.S. plans, respectively, which are consistent with the long-term expected returns on its investment portfolios.

Excluding the impact of any settlements, 2022 consolidated pension expense is expected to be a benefit of approximately \$91 million. The benefit derived from the expected return on assets assumption for Linde's most significant plans is anticipated to more than offset the expense from service and interest cost accruals and the higher amortization of deferred losses.

Refer to the Critical Accounting Policies section and Note 16 to the consolidated financial statements for a more detailed discussion of the company's retirement benefits, including a description of the various retirement plans and the assumptions used in the calculation of net periodic benefit cost (benefit) and funded status.

Insurance

Linde purchases insurance to limit a variety of property and casualty risks, including those related to property, business interruption, third-party liability and workers' compensation. Currently, the company self retains up to \$10 million per occurrence for vehicle liability in the United States, \$5 million per occurrence for workers' compensation and general liability. In addition, the company self retains risk up to €5 million at its various properties worldwide for property damage resulting from fire, flood and other perils affecting its properties along with a separate €5 million deductible on all business interruption resulting from a major peril loss. To mitigate its aggregate loss potential above these retentions, the company purchases catastrophic insurance coverage from highly rated insurance companies. The company does not currently operate or participate in any captive insurance companies or other non-traditional risk transfer alternatives.

At December 31, 2021 and 2020, the company had recorded a total of \$75 million and \$71 million, respectively, representing an estimate of the retained liability for the ultimate cost of claims incurred and unpaid as of the balance sheet dates. The estimated liability is established using statistical analysis and is based upon historical experience, actuarial assumptions and professional judgment. These estimates are subject to the effects of trends in loss severity and frequency and are subject to a significant degree of inherent variability. If actual claims differ from the company's estimates, they will be adjusted at that time and financial results could be impacted.

Linde recognizes estimated insurance proceeds relating to damages at the time of loss only to the extent of incurred losses. Any insurance recoveries for business interruption and for property damages in excess of the net book value of the property are recognized only when realized or pending payments confirmed by its insurance companies.

SEGMENT DISCUSSION

Linde's operations consist of two major product lines: industrial gases and engineering. As further described in the following paragraph, Linde's industrial gases operations are managed on a geographic basis, which represents three of the company's reportable segments - Americas, EMEA (Europe/Middle East/Africa), and APAC (Asia/South Pacific); a fourth reportable segment which represents the company's Engineering business which designs and manufactures equipment for air separation and other industrial gas applications specifically for end customers and is managed on a worldwide basis operating in all geographic segments. Other consists of corporate costs and a few smaller businesses which individually do not meet the quantitative thresholds for separate presentation.

The industrial gases product line centers on the manufacturing and distribution of atmospheric gases (oxygen, nitrogen, argon, rare gases) and process gases (carbon dioxide, helium, hydrogen, electronic gases, specialty gases, acetylene). Many of these products are co-products of the same manufacturing process. Linde manufactures and distributes nearly all of its products and manages its customer relationships on a regional basis. Linde's industrial gases are distributed to various end-markets within a regional segment through one of three basic distribution methods: on-site or tonnage; merchant or bulk; and packaged or cylinder gases. The distribution methods are generally integrated in order to best meet the customer's needs and very few of its products can be economically transported outside of a region. Therefore, the distribution economics are specific to the various geographies in which the company operates and are consistent with how management assesses performance.

The company's measure of profit/loss for segment reporting purposes is segment operating profit. Segment operating profit is defined as operating profit excluding purchase accounting impacts of the Linde AG merger, intercompany royalties, and items not indicative of ongoing business trends. This is the manner in which the company's Chief Operating Decision Maker ("CODM") assesses performance and allocates resources.

The table below presents sales and operating profit information about reportable segments and Other for the years ended December 31, 2021 and 2020.

<i>(Millions of dollars)</i>				
<u>Year Ended December 31,</u>		<u>2021</u>	<u>2020</u>	<u>Variance</u>
Sales				
Americas	\$	12,103	\$ 10,459	16%
EMEA		7,643	6,449	19%
APAC		6,133	5,687	8%
Engineering		2,867	2,851	1%
Other		2,047	1,797	14%
Total sales	\$	<u>30,793</u>	<u>\$ 27,243</u>	13%
Operating Profit				
Americas	\$	3,368	\$ 2,773	21%
EMEA		1,889	1,465	29%
APAC		1,502	1,277	18%
Engineering		473	435	9%
Other		(56)	(153)	63%
Segment operating profit		<u>7,176</u>	<u>5,797</u>	24%
Reconciliation to reported operating profit :				
Cost reduction programs and other charges (Note 3)		(273)	(506)	
Purchase accounting impacts – Linde AG		<u>(1,919)</u>	<u>(1,969)</u>	
Total operating profit	\$	<u>4,984</u>	<u>\$ 3,322</u>	

Americas

(Dollar amounts in millions)
Year Ended December 31,

	2021	2020	Variance 2021 vs. 2020
Sales	\$ 12,103	\$ 10,459	16%
Operating profit	\$ 3,368	\$ 2,773	21%
As a percent of sales	27.8%	26.5%	

2021 vs. 2020
% Change

Factors Contributing to Changes - Sales

Volume	9%
Price/Mix	3%
Cost pass-through	3%
Currency	1%
Acquisitions/Divestitures	-9%
	16%

The Americas segment includes Linde's industrial gases operations in approximately 20 countries including the United States, Canada, Mexico and Brazil.

Sales

Sales for the Americas segment increased \$1,644 million, or 16%, in 2021 versus 2020. Higher pricing contributed 3% to sales. Higher volumes increased sales by 9%, led by higher demand across all end markets and project start-ups. Currency translation increased sales by 1%, primarily driven by the strengthening of the Canadian dollar and Mexican peso against the U.S. Dollar. Cost pass-through increased sales by 3% with minimal impact on operating profit.

Operating Profit

Operating profit in the Americas segment increased \$595 million, or 21%, in 2021 versus 2020. Operating profit increased due primarily to higher pricing and volumes and continued productivity initiatives.

EMEA

(Dollar amounts in millions)
Year Ended December 31,

	2021	2020	Variance 2021 vs. 2020
Sales	\$ 7,643	\$ 6,449	19%
Operating profit	\$ 1,889	\$ 1,465	29%
As a percent of sales	24.7%	22.7%	

2021 vs. 2020
% Change

Factors Contributing to Changes - Sales

Volume	5 %
Price/Mix	4 %
Cost pass-through	6 %
Currency	5 %
Acquisitions/Divestitures	(1) %
	19 %

The EMEA segment includes Linde's industrial gases operations in approximately 45 European, Middle Eastern and African countries including Germany, France, Sweden, the Republic of South Africa, and the U.K.

Sales

EMEA segment sales increased \$1.194 million, or 19%, in 2021 versus 2020. Volumes increased 5% driven by increased demand across all end markets. Currency translation increased sales by 5% due to the strengthening of the Euro, British pound and Swedish Krona against the U.S. dollar. Higher price contributed 4% to sales. Cost pass-through, representing the contractual billing of energy cost variances primarily to onsite customers increased sales by 6% with minimal impact on operating profit. Sales decreased 1% related to the divestiture of a non-core business in Scandinavia.

Operating Profit

Operating Profit for the EMEA segment increased \$424 million, or 29%, in 2021 versus 2020 driven primarily by higher price and volumes and continued productivity initiatives.

APAC

(Dollar amounts in millions)

<u>Year Ended December 31,</u>	<u>2021</u>	<u>2020</u>	<u>Variance</u> <u>2021 vs. 2020</u>
Sales	\$ 6,133	\$ 5,687	8%
Operating profit	\$ 1,502	\$ 1,277	18%
As a percent of sales	24.5%	22.5%	

2021 vs. 2020
% Change

Factors Contributing to Changes - Sales

Volume/Equipment	11 %
Price/Mix	2 %
Cost pass-through	2 %
Currency	5 %
Acquisitions/Divestitures	(12)%
	<u>8 %</u>

The APAC segment includes Linde's industrial gases operations in approximately 20 Asian and South Pacific countries and regions including China, Australia, India and South Korea.

Sales

Sales for the APAC segment increased \$446 million, or 8%, in 2021 versus 2020. Volumes increased 11% driven by increased demand across all end markets, led by cyclical end markets and electronics and project start-ups. Higher price increased sales by 2%. Currency translation increased sales by 5% driven primarily by the strengthening of the Chinese yuan, Australian dollar and Korean won against the U.S. dollar. Cost pass-through increased sales by 2% with minimal impact on operating profit. Divestitures decreased sales by 12% primarily due to the deconsolidation of a joint venture with operations in Taiwan which decreased sales by \$639 million (See Note 2 to the consolidated financial statements).

Operating Profit

Operating profit in the APAC segment increased \$225 million, or 18%, in 2021 versus 2020. Higher volumes and price, and continued productivity initiatives were partially offset by a \$126 million reduction due to the deconsolidation of the joint venture with operations in Taiwan.

Engineering

(Dollar amounts in millions)

Year Ended December 31,

	2021	2020	Variance 2021 vs. 2020
Sales	\$ 2,867	\$ 2,851	1%
Operating profit	\$ 473	\$ 435	9%
As a percent of sales	16.5%	15.3%	

2021 vs. 2020

% Change

Factors Contributing to Changes - Sales

Volume	(3)%
Currency	4%
	1%

Sales

Engineering segment sales increased \$16 million, or 1%, in 2021 versus 2020, driven by project timing, partially offset by currency impacts which increased sales by 4%.

Operating profit

Engineering segment operating profit increased \$38 million, or 9%, in 2021 versus 2020 driven primarily by currency, favorable cost performance and project timing.

Other

(Dollar amounts in millions)

Year Ended December 31,

	2021	2020	Variance 2021 vs. 2020
Sales	\$ 2,047	\$ 1,797	14%
Operating profit	\$ (56)	\$ (153)	63%
As a percent of sales	(2.7)%	(8.5)%	

2021 vs. 2020

% Change

Factors Contributing to Changes - Sales

Volume/Price	11%
Cost pass-through	~%
Currency	3%
Acquisitions/Divestitures	~%
	14%

Other consists of corporate costs and a few smaller businesses including: Surface Technologies, GIST, and global helium wholesale; which individually do not meet the quantitative thresholds for separate presentation.

Sales

Sales for Other increased \$250 million, or 14%, in 2021 versus 2020. Higher volumes and price increased sales by 11%. Currency translation increased sales 3%.

Operating profit

Operating profit in Other increased \$97 million, or 63%, in 2021 versus 2020, due primarily to volume growth, higher price and continued productivity initiatives.

Currency

The results of Linde's non-U.S. operations are translated to the company's reporting currency, the U.S. dollar, from the functional currencies used in the countries in which the company operates. For most foreign operations, Linde uses the local currency as its functional currency. There is inherent variability and unpredictability in the relationship of these functional currencies to the U.S. dollar and such currency movements may materially impact Linde's results of operations in any given period.

To help understand the reported results, the following is a summary of the significant currencies underlying Linde's consolidated results and the exchange rates used to translate the financial statements (rates of exchange expressed in units of local currency per U.S. dollar):

Currency	Percent of 2021 Consolidated Sales	Statements of Income		Balance Sheets	
		Average Year Ended December 31,		December 31,	
		2021	2020	2021	2020
Euro	21%	0.85	0.88	0.88	0.82
Chinese yuan	9%	6.45	6.90	6.36	6.53
British pound	7%	0.73	0.78	0.74	0.73
Australian dollar	4%	1.33	1.45	1.38	1.30
Brazilian real	4%	5.39	5.11	5.58	5.20
Korean won	3%	1,144	1,178	1,189	1,087
Canadian dollar	3%	1.25	1.34	1.26	1.27
Mexican peso	2%	20.28	21.35	20.53	19.91
Indian rupee	2%	73.91	74.08	74.34	73.07
Republic of South African rand	2%	14.77	16.37	15.94	14.69
Swedish krona	1%	8.58	9.18	9.05	8.23
Thailand bhat	1%	31.93	31.28	33.40	29.96
Russian ruble	1%	73.69	71.95	74.68	74.04

LIQUIDITY, CAPITAL RESOURCES AND OTHER FINANCIAL DATA

(Millions of dollars)

Year Ended December 31.

	2021	2020
Net Cash Provided by (Used for)		
Operating Activities		
Income from continuing operations (including noncontrolling interests)	\$ 3,956	\$ 2,622
Non-cash charges (credits):		
Add: Cost reduction programs and other charges, net of payments (a)	98	258
Add: Depreciation and amortization	4,635	4,626
Add (Less): Deferred income taxes	(254)	(369)
Add (Less): non-cash charges and other	109	285
Income from continuing operations adjusted for non-cash charges and other	8,544	7,422
Less: Pension contributions	(42)	(91)
Add (Less): Working capital	1,148	364
Add (Less): Other	75	(266)
Net cash provided by operating activities	<u>\$ 9,725</u>	<u>\$ 7,429</u>
Investing Activities		
Capital expenditures	\$ (3,086)	\$ (3,400)
Acquisitions, net of cash acquired	(88)	(68)
Divestitures and asset sales, net of cash divested	167	482
Net cash provided by (used for) investing activities	<u>\$ (3,007)</u>	<u>\$ (2,986)</u>
Financing Activities		
Debt increases (decreases) – net	\$ (514)	\$ 1,313
Issuances (purchases) of ordinary shares – net	(4,562)	(2,410)
Cash dividends – Linde plc shareholders	(2,189)	(2,028)
Noncontrolling interest transactions and other	(323)	(220)
Net cash (used) for financing activities	<u>\$ (7,588)</u>	<u>\$ (3,345)</u>
Effect of exchange rate changes on cash	\$ (61)	\$ (44)
Cash and cash equivalents, end-of-period	<u>\$ 2,823</u>	<u>\$ 3,754</u>

(a) See Note 3 to the consolidated financial statements.

Cash decreased \$931 million in 2021 versus 2020. The primary sources of cash in 2021 were cash flows from operations of \$9,725 million. The primary uses of cash included capital expenditures of \$3,086 million, net purchases of ordinary shares of \$4,562 million, and cash dividends to shareholders of \$2,189 million.

Cash Flows From Operations

2021 compared with 2020

Cash flows from operations was \$9,725 million, an increase of \$2,296 million, or 31% from 2020. The increase was driven by higher net income adjusted for non-cash charges and lower working capital requirements, including an increase in contract liabilities due to engineering customer advanced payments, which more than offset higher cash taxes. Cost reduction programs and other charges, net of payments was \$98 million and \$258 million for the years ended December 31, 2021 and 2020, respectively, representing charges of \$273 million and \$506 million net of related cash outflows of \$175 million and \$248 million, respectively, in each period.

Investing

2021 compared with 2020

Net cash used for investing activities was \$3,007 million in 2021 compared to \$2,986 million in 2020. The increase was primarily driven by lower proceeds from divestitures in 2021, largely offset by lower capital expenditures.

Capital expenditures in 2021 were \$3,086 million, a decrease of \$314 million from 2020. Capital expenditures during 2021 related primarily to investments in new plant and production equipment for growth. Approximately 42% of the capital expenditures were in the Americas segment with 32% in the APAC segment and the rest primarily in the EMEA segment.

At December 31, 2021, Linde's sale of gas backlog of large projects under construction was approximately \$3.5 billion. This represents the total estimated capital cost of large plants under construction.

Acquisition expenditures in 2021 were \$88 million, an increase of \$20 million from 2020 and related primarily to acquisitions in the Americas and EMEA. Acquisitions for the year ended December 31, 2020 were \$68 million and related to acquisitions in the Americas and APAC.

Divestitures and asset sales in 2021 totaled \$167 million as compared to \$482 million in 2020. The 2020 period includes net proceeds from merger-related divestitures of \$98 million from the sale of selected assets of Linde China and proceeds of approximately \$130 million related to the divestiture of a non-core business in Scandinavia.

Financing

Linde's financing strategy is to secure long-term committed funding by issuing public notes and debentures and commercial paper backed by a long-term bank credit agreement. Linde's international operations are funded through a combination of local borrowing and intercompany funding to minimize the total cost of funds and to manage and centralize currency exchange exposures. As deemed necessary, Linde manages its exposure to interest-rate changes through the use of financial derivatives (see Note 12 to the consolidated financial statements and Item 7A, Quantitative and Qualitative Disclosures About Market Risk).

Cash used for financing activities was \$7,588 million in 2021 compared to \$3,345 million in 2020. Cash used for debt was \$514 million in 2021 versus cash provided by debt of \$1,313 million in 2020 primarily due to lower proceeds from debt issuances and decreased commercial paper borrowings, partially offset by lower debt repayments. Net purchases of ordinary shares were \$4,562 million in 2021 versus \$2,410 million in 2020. Cash dividends increased to \$2,189 million in 2021 versus \$2,028 million in 2020 driven primarily by a 10% increase in dividends per share from \$3.852 per share to \$4.24 per share. Cash used for Noncontrolling interest transactions and other was \$323 million for the year ended December 31, 2021 versus cash used of \$220 million for the respective 2020 period primarily due to the settlement of the buyout of minority interests in the Republic of South Africa in January of 2021.

The company believes that it has sufficient operating flexibility, cash reserves, and funding sources to maintain adequate amounts of liquidity to meet its business needs around the world. At December 31, 2021, Linde's credit ratings as reported by Standard & Poor's and Moody's were A-1 and P-1 for short-term debt, respectively, and A and A2 for long-term debt, respectively.

Note 11 to the consolidated financial statements includes information with respect to the company's debt activity in 2021, current debt position, debt covenants and the available credit facilities; and Note 12 includes information relating to derivative financial instruments. Linde's credit facilities are with major financial institutions and are non-cancelable until maturity. Therefore, the company believes the risk of the financial institutions being unable to make required loans under the credit facilities, if requested, to be low. Linde's major bank credit and long-term debt agreements contain standard covenants. The company was in compliance with these covenants at December 31, 2021 and expects to remain in compliance for the foreseeable future.

The company maintains a \$5 billion unsecured and undrawn revolving credit agreement with no associated financial covenants. No borrowings were outstanding under the credit agreement as of December 31, 2021. The company does not anticipate any limitations on its ability to access the debt capital markets and/or other external funding sources and remains committed to its strong ratings from Moody's and Standard & Poor's.

Linde's total net debt outstanding at December 31, 2021 was \$11,384 million, \$1,016 million lower than \$12,400 million at December 31, 2020. The December 31, 2021 net debt balance includes \$13,069 million in public securities, \$1,138 million representing primarily worldwide bank borrowings, net of \$2,823 million of cash. Linde's global effective borrowing rate was approximately 1.4% for 2021.

In June 2021, Linde repaid €600 million of 3.875% notes that became due. In September 2021, Linde issued €700 million of 0.000% notes due 2026, €500 million of 0.375% notes due 2033, and €700 million of 1.000% notes due 2051. In November 2021, Linde repaid \$600 million of 2.45% notes that were due in 2022. There was no impact to interest within the consolidated statements of income (see Note 11 to the consolidated financial statements).

In January 2022, Linde repaid €1.0 billion of 0.250% notes that became due in 2022.

On February 28, 2022, the company's Board of Directors approved the additional repurchase of \$10.0 billion of its ordinary shares. For additional information related to the share repurchase programs, see Part II Item 5. Market for Registrant's Common Equity, Related Stockholder Matters and Issuer Purchases of Equity Securities.

OFF-BALANCE SHEET ARRANGEMENTS

As discussed in Note 17 to the consolidated financial statements, at December 31, 2021, Linde had undrawn outstanding letters of credit, bank guarantees and surety bonds entered into in connection with normal business operations and they are not reasonably likely to have a material impact on Linde's consolidated financial condition, results of operations, or liquidity.

CRITICAL ACCOUNTING ESTIMATES

The policies discussed below are considered by management to be critical to understanding Linde's financial statements and accompanying notes prepared in accordance with accounting principles generally accepted in the United States ("U.S. GAAP"). Their application places significant importance on management's judgment as a result of the need to make estimates of matters that are inherently uncertain. Linde's financial position, results of operations and cash flows could be materially affected if actual results differ from estimates made. These policies are determined by management and have been reviewed by Linde's Audit Committee.

Revenue Recognition

Long-Term Construction Contracts

The company designs and manufactures equipment for air separation and other varied gas production and processing plants manufactured specifically for end customers. Revenues for sale of equipment contracts are generally recognized over time as Linde has an enforceable right to payment for performance completed to date and performance does not create an asset with alternative use. For contracts recognized over time, revenue is recognized primarily using a cost incurred input method. Costs incurred to date relative to total estimated costs at completion are used to measure progress toward satisfying performance obligations. The result is applied to total expected revenue and results in financial statement recognition of revenue in addition to costs incurred to date. Any expected loss on a contract is recognized as an expense immediately. Contract modifications are typically accounted for as part of the existing contract and are recognized as a cumulative adjustment for the inception-to-date effect of such change. We assess performance as progress towards completion is achieved on specific projects, earnings will be impacted by changes to our forecast of revenues and costs on these projects.

The cost incurred input method places considerable importance on accurate estimates of the extent of progress towards completion and may involve estimates on the scope of deliveries and services required to fulfill the contractually defined obligations. The key source of estimation uncertainty is the total estimated costs at completion including material, labor and overhead costs and the resultant state of completion of the contracts. There are inherent uncertainties associated with the estimation process, including technical complexity, duration of construction cycle, potential cost inflation (whether equipment or manpower), and scope considerations all of which may affect the total estimation process. Changes in these estimates may lead to a significant impact on future financial statements.

Pension Benefits

Pension benefits represent financial obligations that will be ultimately settled in the future with employees who meet eligibility requirements. Because of the uncertainties involved in estimating the timing and amount of future payments, significant estimates are required to calculate pension expense and liabilities related to the company's plans. The company utilizes the services of independent actuaries, whose models are used to facilitate these calculations.

Several key assumptions are used in actuarial models to calculate pension expense and liability amounts recorded in the financial statements. Management believes the three most significant variables in the models are the expected long-term rate of return on plan assets, the discount rate, and the expected rate of compensation increase. The actuarial models also use assumptions for various other factors, including long-term inflation rates, employee turnover, retirement age, and mortality.

Linde management believes the assumptions used in the actuarial calculations are reasonable, reflect the company's experience and expectations for the future and are within accepted practices in each of the respective geographic locations in which it operates. Actual results in any given year will often differ from actuarial assumptions because of economic and other factors. The sensitivities to each of the key assumptions presented below exclude the impact of special items that occurred during the year.

The weighted-average expected long-term rates of return on pension plan assets were 7.00% for U.S. plans and 5.28% for non-U.S. plans for the year ended December 31, 2021 (7.00% and 5.31%, respectively at December 31, 2020). The expected long-term rate of return on the U.S. and Non-U.S. plan assets is estimated based on the plans' investment strategy and asset allocation, historical capital market performance and, to a lesser extent, historical plan performance. A 0.50% change in these expected long-term rates of return, with all other variables held constant, would change Linde's pension expense by approximately \$46 million.

The company has consistently used a market-related value of assets rather than the fair value at the measurement date to determine annual pension expense. The market-related value recognizes investment gains or losses over a five-year period. As a result, changes in the fair value of assets from year to year are not immediately reflected in the company's annual pension expense. Instead, annual pension expense in future periods will be impacted as deferred investment gains or losses are recognized in the market-related value of assets over the five-year period. The consolidated market-related value of assets was \$9.612 million, or \$804 million lower than the fair value of assets of \$10,416 million at December 31, 2021. These net deferred investment losses of \$804 million will be recognized in the calculation of the market-related value of assets ratably over the next four years and will impact future pension expense. Future actual investment gains or losses will impact the market-related value of assets and, therefore, will impact future annual pension expense in a similar manner.

Discount rates are used to calculate the present value of plan liabilities and pension costs and are determined annually by management. The company measures the service and interest cost components of pension and OPEB expense for significant U.S. and non-U.S. plans using the spot rate approach. U.S. plans that do not use the spot rate approach continue to determine discount rates by using a cash flow matching model provided by the company's independent actuaries. The model includes a portfolio of corporate bonds graded Aa or better by at least half of the ratings agencies and matches the U.S. plans' projected cash flows to the calculated spot rates. Discount rates for the remaining Non-U.S. plans are based on market yields for high-quality fixed income investments representing the approximate duration of the pension liabilities on the measurement date. Refer to Note 16 to the consolidated financial statements for a summary of the discount rates used to calculate plan liabilities and benefit costs, and to the Retirement Benefits section of the Consolidated Results and Other Information section of this MD&A for a further discussion of 2021 benefit costs. A 0.50% reduction in discount rates, with all other variables held constant, would increase Linde's pension expense by approximately \$52 million whereas a 0.50% increase in discount rates would result in a decrease of \$47 million. A 0.50% reduction in discount rates would increase the PBO by approximately \$951 million whereas a 0.50% increase in discount rates would have a favorable impact to the PBO of approximately \$841 million.

The weighted-average expected rate of compensation increase was 3.25% for U.S. plans and 2.55% for non-U.S. plans at December 31, 2021 (3.25% and 2.55%, respectively, at December 31, 2020). The estimated annual compensation increase is determined by management every year and is based on historical trends and market indices. A 0.50% change in the expected rate of compensation increase, with all other variables held constant, would change Linde's pension expense by approximately \$8 million and would impact the PBO by approximately \$54 million.

Asset Impairments

Goodwill and Other Indefinite-Lived Intangibles Assets

At December 31, 2021, the company had goodwill of \$27,038 million and \$1.813 million of other indefinite-lived intangible assets. Goodwill represents the aggregate of the excess consideration paid for acquired businesses over the fair value of the net assets acquired. Indefinite-lived other intangibles relate to the Linde name.

The company performs a goodwill impairment test annually or more frequently if events or circumstances indicate that an impairment loss may have been incurred.

The impairment tests performed during the fourth quarter of 2021 indicated no impairment. At December 31, 2021, Linde's enterprise value was approximately \$188 billion (outstanding shares multiplied by the year-end stock price plus net debt, and without any control premium) while its total capital was approximately \$57 billion.

The impairment test allows an entity to first assess qualitative factors to determine if it is more likely than not that the fair value of a reporting unit is less than carrying value. If it is determined that it is more likely than not that the fair value of a reporting unit is less than carrying value then the company will estimate and compare the fair value of its reporting units to

their carrying value, including goodwill. Reporting units are determined based on one level below the operating segment level.

Management believes that the quantitative and qualitative factors used to perform its annual goodwill impairment assessment are appropriate and reasonable. Although the 2021 assessment indicated that it is more likely than not that the fair value of each reporting unit exceeded its carrying value, changes in circumstances or conditions affecting this analysis could have a significant impact on the fair value determination, which could then result in a material impairment charge to the company's results of operations. Reporting units with greater concentration of Linde AG assets fair valued during the 2018 Praxair, Inc. and Linde AG merger are at greater risk of impairment in future periods.

Other indefinite-lived intangible assets are evaluated for impairment on an annual basis or more frequently if events and circumstances indicate that an impairment loss may have been incurred, and no impairments were indicated.

See Notes 9 and 10 to the consolidated financial statements.

Long-Lived Assets

Long-lived assets, including property, plant and equipment and finite-lived other intangible assets, are tested for impairment whenever events or changes in circumstances indicate that the carrying amount of an individual asset or asset group may not be recoverable. For purposes of this test, asset groups are determined based upon the lowest level for which there are independent and identifiable cash flows. Based upon Linde's business model an asset group may be a single plant and related assets used to support on-site, merchant and packaged gas customers. Alternatively, the asset group may be a collection of distribution related assets (cylinders, distribution centers, and stores) or be a pipeline complex which includes multiple interdependent plants and related assets connected by pipelines within a geographic area used to support the same distribution methods.

Income Taxes

At December 31, 2021, Linde had deferred tax assets of \$1,829 million (net of valuation allowances of \$235 million), and deferred tax liabilities of \$7,826 million. At December 31, 2021, uncertain tax positions totaled \$387 million (see Note 1 and Note 5 to the consolidated financial statements). Income tax expense was \$1,262 million for the year ended December 31, 2021, or about 24.7% of pre-tax income (see Note 5 to the consolidated financial statements for additional information related to taxes).

In the preparation of consolidated financial statements, Linde estimates income taxes based on diverse legislative and regulatory structures that exist in various jurisdictions where the company conducts business. Deferred income tax assets and liabilities represent tax benefits or obligations that arise from temporary differences due to differing treatment of certain items for accounting and income tax purposes. Linde evaluates deferred tax assets each period to ensure that estimated future taxable income will be sufficient in character (e.g. capital gain versus ordinary income treatment), amount and timing to result in their recovery. A valuation allowance is established when management determines that it is more likely than not that a deferred tax asset will not be realized to reduce the assets to their realizable value. Considerable judgments are required in establishing deferred tax valuation allowances and in assessing exposures related to tax matters. As events and circumstances change, related reserves and valuation allowances are adjusted to income at that time. Linde's tax returns are subject to audit and local taxing authorities could challenge the company's tax positions. The company's practice is to review tax filing positions by jurisdiction and to record provisions for uncertain income tax positions, including interest and penalties when applicable. Linde believes it records and/or discloses such potential tax liabilities as appropriate and has reasonably estimated its income tax liabilities and recoverable tax assets. If new information becomes available, adjustments are charged or credited against income at that time. Management does not anticipate that such adjustments would have a material adverse effect on the company's consolidated financial position or liquidity; however, it is possible that the final outcomes could have a material impact on the company's reported results of operations.

Contingencies

The company accrues liabilities for non-income tax contingencies when management believes that a loss is probable and the amounts can be reasonably estimated, while contingent gains are recognized only when realized or realizable. If new information becomes available or losses are sustained in excess of recorded amounts, adjustments are charged against income at that time. Management does not anticipate that in the aggregate such losses would have a material adverse effect on the company's consolidated financial position or liquidity; however, it is possible that the final outcomes could have a material impact on the company's reported results of operations.

Linde is subject to various claims, legal proceedings and government investigations that arise from time to time in the ordinary course of business. These actions are based upon alleged environmental, tax, antitrust and personal injury claims, among others (see Note 17 to the consolidated financial statements). Such contingencies are significant and the accounting requires considerable management judgments in analyzing each matter to assess the likely outcome and the need for establishing appropriate liabilities and providing adequate disclosures. Linde believes it records and/or discloses such contingencies as appropriate and has reasonably estimated its liabilities.

NEW ACCOUNTING STANDARDS

See Note 1 to the consolidated financial statements for information concerning new accounting standards and the impact of the implementation of these standards on the company's financial statements.

FAIR VALUE MEASUREMENTS

Linde does not expect changes in the aggregate fair value of its financial assets and liabilities to have a material impact on the consolidated financial statements. See Note 13 to the consolidated financial statements.

NON-GAAP FINANCIAL MEASURES

The following non-GAAP measures are intended to supplement investors' understanding of the company's financial information by providing measures which investors, financial analysts and management use to help evaluate the company's financial leverage and operating performance. Special items which the company does not believe to be indicative of on-going business performance are excluded from these calculations so that investors can better evaluate and analyze historical and future business trends on a consistent basis. Definitions of these non-GAAP measures may not be comparable to similar definitions used by other companies and are not a substitute for similar GAAP measures.

The non-GAAP measures in the following reconciliations are presented in this MD&A.

Adjusted Amounts

(Dollar amounts in millions, except per share data)

Year Ended December 31,

Adjusted Operating Profit and Operating Margin

	2021	2020
Reported operating profit	\$ 4,984	\$ 3,322
Add: Cost reduction programs and other charges	273	506
Add: Purchase accounting impacts - Linde AG (c)	1,919	1,969
Total adjustments	2,192	2,475
Adjusted operating profit	\$ 7,176	\$ 5,797
Reported percentage change	50 %	
Adjusted percentage change	24 %	
Reported sales	\$ 30,793	\$ 27,243
Reported operating margin	16.2 %	12.2 %
Adjusted operating margin	23.3 %	21.3 %

Adjusted Depreciation and amortization

Reported depreciation and amortization	\$ 4,635	\$ 4,626
Less: Purchase accounting impacts - Linde AG (c)	(1,863)	(1,920)
Adjusted depreciation and amortization	\$ 2,772	\$ 2,706

Adjusted Other Income (Expense) - net

Reported Other Income (Expense) - net	\$ (26)	\$ (61)
Add: Purchase accounting impacts - Linde AG (c)	(56)	(49)
Adjusted Other Income (Expense) - net	\$ 30	\$ (12)

Adjusted Net Pension and OPEB Cost (Benefit), Excluding Service Cost

Reported net pension and OPEB cost (benefit), excluding service cost	\$ (192)	\$ (177)
Add: Pension settlement charges	(4)	(6)
Adjusted Net Pension and OPEB cost (benefit), excluding service costs	\$ (196)	\$ (183)

Adjusted Interest Expense - Net

Reported interest expense - net	\$ 77	\$ 115
Add: Purchase accounting impacts - Linde AG (c)	53	85
Less: Bond Redemption	—	(16)
Adjusted interest expense - net	\$ 130	\$ 184

(Dollar amounts in millions, except per share data)

Year Ended December 31,

Adjusted Income Taxes (a)

Reported income taxes
Add: Purchase accounting impacts – Linde AG (c)
Add: Pension settlement charges
Add: Cost reduction programs and other charges
Less: Bond Redemption

Total adjustments

Adjusted income taxes

Adjusted Effective Tax Rate (a)

Reported income before income taxes and equity investments
Add: Pension settlement charge
Add: Purchase accounting impacts – Linde AG (c)
Add: Cost reduction programs and other charges
Less: Bond Redemption

Total adjustments

Adjusted income before income taxes and equity investments

Reported Income taxes
Reported effective tax rate
Adjusted income taxes
Adjusted effective tax rate

Income from Equity Investments

Reported income from equity investments
Add: Cost reduction programs and other charges (d)
Add: Purchase accounting impacts – Linde AG (c)

Adjusted income from equity investments

Adjusted Noncontrolling Interests from Continuing Operations

Reported noncontrolling interests from continuing operations
Add: Cost reduction programs and other charges
Add: Purchase accounting impacts – Linde AG (c)

Total adjustments

Adjusted noncontrolling interests from continuing operations

Adjusted Income from Continuing Operations (b)

Reported income from continuing operations
Add: Pension settlement charge
Add: Cost reduction programs and other charges
Add: Purchase accounting impacts – Linde AG (c)
Less: Bond Redemption

Total adjustments

Adjusted income from continuing operations

	2021	2020
Reported income taxes	\$ 1,262	\$ 847
Add: Purchase accounting impacts – Linde AG (c)	452	399
Add: Pension settlement charges	1	1
Add: Cost reduction programs and other charges	29	130
Less: Bond Redemption	—	4
Total adjustments	482	534
Adjusted income taxes	<u>\$ 1,744</u>	<u>\$ 1,381</u>
Reported income before income taxes and equity investments	\$ 5,099	\$ 3,384
Add: Pension settlement charge	4	6
Add: Purchase accounting impacts – Linde AG (c)	1,866	1,884
Add: Cost reduction programs and other charges	273	506
Less: Bond Redemption	-	16
Total adjustments	2,143	2,412
Adjusted income before income taxes and equity investments	<u>\$ 7,242</u>	<u>\$ 5,796</u>
Reported Income taxes	\$ 1,262	\$ 847
Reported effective tax rate	24.7 %	25.0 %
Adjusted income taxes	\$ 1,744	\$ 1,381
Adjusted effective tax rate	24.1 %	23.8 %
Reported income from equity investments	\$ 119	\$ 85
Add: Cost reduction programs and other charges (d)	35	-
Add: Purchase accounting impacts – Linde AG (c)	77	57
Adjusted income from equity investments	<u>\$ 231</u>	<u>\$ 142</u>
Reported noncontrolling interests from continuing operations	\$ (135)	\$ (125)
Add: Cost reduction programs and other charges	-	(4)
Add: Purchase accounting impacts – Linde AG (c)	(15)	(57)
Total adjustments	(15)	(61)
Adjusted noncontrolling interests from continuing operations	<u>\$ (150)</u>	<u>\$ (186)</u>
Reported income from continuing operations	\$ 3,821	\$ 2,497
Add: Pension settlement charge	3	5
Add: Cost reduction programs and other charges	279	372
Add: Purchase accounting impacts – Linde AG (c)	1,476	1,485
Less: Bond Redemption	—	12
Total adjustments	1,758	1,874
Adjusted income from continuing operations	<u>\$ 5,579</u>	<u>\$ 4,371</u>

(Dollar amounts in millions, except per share data)

Year Ended December 31,

Adjusted Diluted EPS from Continuing Operations (b)

Reported diluted EPS from continuing operations

Add: Pension settlement charge

Add: Cost reduction programs and other charges

Less: Bond Redemption

Add: Purchase accounting impacts – Linde AG

Total adjustments

Adjusted diluted EPS from continuing operations

Reported percentage change

Adjusted percentage change

Adjusted EBITDA and % of Sales

Income from continuing operations

Add: Noncontrolling interests related to continuing operations

Add: Net pension and OPEB cost (benefit), excluding service cost

Add: Interest expense

Add: Income taxes

Add: Depreciation and amortization

EBITDA from continuing operations

Add: Cost reduction programs and other charges

Add: Purchase accounting impacts – Linde AG

Total adjustments

Adjusted EBITDA from continuing operations

Reported sales

% of sales

EBITDA from continuing operations

Adjusted EBITDA from continuing operations

	2021	2020
S	7.32	S 4.70
	0.01	0.01
	0.53	0.70
	--	0.02
	2.83	2.80
	3.37	3.53
S	10.69	S 8.23
	56 %	
	30 %	
S	3,821	S 2,497
	135	125
	(192)	(177)
	77	115
	1,262	847
	4,635	4,626
	9,738	8,033
	308	506
	133	106
	441	612
S	10,179	S 8,645
S	30,793	S 27,243
	31.6 %	29.5 %
	33.1 %	31.7 %

- (a) The income tax expense (benefit) on the non-GAAP pre-tax adjustments was determined using the applicable tax rates for the jurisdictions that were utilized in calculating the GAAP income tax expense (benefit) and included both current and deferred income tax amounts.
- (b) Net of income taxes which are shown separately in "Adjusted Income Taxes and Effective Tax Rate".
- (c) The company believes that its non-GAAP measures excluding Purchase accounting impacts – Linde AG are useful to investors because: (i) the business combination was a merger of equals in an all-stock merger transaction, with no cash consideration, (ii) the company is managed on a geographic basis and the results of certain geographies are more heavily impacted by purchase accounting than others, causing results that are not comparable at the reportable segment level, therefore, the impacts of purchasing accounting adjustments to each segment vary and are not comparable within the company and when compared to other companies in similar regions, (iii) business management is evaluated and variable compensation is determined based on results excluding purchase accounting impacts, and: (iv) it is important to investors and analysts to understand the purchase accounting impacts to the financial statements.

A summary of each of the adjustments made for Purchase accounting impacts – Linde AG are as follows:

Adjusted Operating Profit and Margin: The purchase accounting adjustments for the periods presented relate primarily to depreciation and amortization related to the fair value step up of fixed assets and intangible assets (primarily customer related) acquired in the merger and the allocation of fair value step-up for ongoing Linde AG asset disposals (reflected in Other Income/(Expense)).

Adjusted Interest Expense – Net: Relates to the amortization of the fair value of debt acquired in the merger.

Adjusted Income Taxes and Effective Tax Rate: Relates to the current and deferred income tax impact on the adjustments discussed above. The income tax expense (benefit) on the non-GAAP pre-tax adjustments was determined using the applicable tax rates for the jurisdictions that were utilized in calculating the GAAP income tax expense (benefit) and included both current and deferred income tax amounts.

Adjusted Income from Equity Investments: Represents the amortization of increased fair value on equity investments related to depreciable and amortizable assets.

Adjusted Noncontrolling Interests from Continuing Operations: Represents the noncontrolling interests' ownership portion of the adjustments described above determined on an entity by entity basis.

- (d) Impairment charge related to a joint venture in the APAC segment

Net Debt and Adjusted Net Debt

Net debt is a financial liquidity measure used by investors, financial analysts and management to evaluate the ability of a company to repay its debt. Purchase accounting impacts have been excluded as they are non-cash and do not have an impact on liquidity.

<u>(Millions of dollars)</u>	<u>December 31, December 31,</u>	
	<u>2021</u>	<u>2020</u>
Debt	\$ 14,207	\$ 16,154
Less: cash and cash equivalents	(2,823)	(3,754)
Net debt	11,384	12,400
Less: purchase accounting impacts – Linde AG	(61)	(121)
Adjusted net debt	<u>\$ 11,323</u>	<u>\$ 12,279</u>

SUPPLEMENTAL GUARANTEE INFORMATION

On June 6, 2020, the company filed a Form S-3 Registration Statement with the SEC (the "Registration Statement").

Linde plc may offer debt securities, preferred shares, depositary shares and ordinary shares under the Registration Statement, and debt securities exchangeable for or convertible into preferred shares, ordinary shares or other debt securities. Debt securities of Linde plc may be guaranteed by Linde Inc. (previously Praxair, Inc.) and/or Linde GmbH (previously Linde AG). Linde plc may provide guarantees of debt securities offered by its wholly owned subsidiaries Linde Inc. or Linde Finance under the Registration Statement.

Linde Inc. is a wholly owned subsidiary of Linde plc. Linde Inc. may offer debt securities under the Registration Statement. Debt securities of Linde Inc. will be guaranteed by Linde plc, and such guarantees by Linde plc may be guaranteed by Linde GmbH. Linde Inc. may also provide (i) guarantees of debt securities offered by Linde plc under the Registration Statement and (ii) guarantees of the guarantees provided by Linde plc of debt securities of Linde Finance offered under the Registration Statement.

Linde Finance B.V. is a wholly owned subsidiary of Linde plc. Linde Finance may offer debt securities under the Registration Statement. Linde plc will guarantee debt securities of Linde Finance offered under the Registration Statement. Linde GmbH and Linde Inc. may guarantee Linde plc's obligations under its downstream guarantee.

Linde GmbH is a wholly owned subsidiary of Linde plc. Linde GmbH may provide (i) guarantees of debt securities offered by Linde plc under the Registration Statement and (ii) upstream guarantees of downstream guarantees provided by Linde plc of debt securities of Linde Inc. or Linde Finance offered under the Registration Statement.

In September 2019, Linde plc provided downstream guarantees of all of the pre-business combination Linde Inc. and Linde Finance notes, and Linde GmbH and Linde Inc., respectively, provided upstream guarantees of Linde plc's downstream guarantees.

For further information about the guarantees of the debt securities registered under the Registration Statement (including the ranking of such guarantees, limitations on enforceability of such guarantees and the circumstances under which such guarantees may be released), see "Description of Debt Securities – Guarantees" and "Description of Debt Securities – Ranking" in the Registration Statement, which subsections are incorporated herein by reference.

The following tables present summarized financial information for Linde plc, Linde Inc., Linde GmbH and Linde Finance on a combined basis, after eliminating intercompany transactions and balances between them and excluding investments in and equity in earnings from non-guarantor subsidiaries.

(Millions of dollars)

Statement of Income Data

	Twelve Months Ended December 31, 2021	Twelve Months Ended December 31, 2020
Sales	\$ 7,767	\$ 6,876
Operating profit	973	786
Net income	721	690
Transactions with non-guarantor subsidiaries	2,067	2,222
Balance Sheet Data (at period end)		
Current assets (a)	\$ 5,826	\$ 4,174
Long-term assets (b)	15,928	17,978
Current liabilities (c)	8,853	8,337
Long-term liabilities (d)	42,860	39,208
(a) From current assets above, amount due from non-guarantor subsidiaries	\$ 4,209	\$ 1,984
(b) From long-term assets above, amount due from non-guarantor subsidiaries	3,257	4,565
(c) From current liabilities above, amount due to non-guarantor subsidiaries	1,304	1,054
(d) From long-term liabilities above, amount due to non-guarantor subsidiaries	28,142	23,394

ITEM 7A. QUANTITATIVE AND QUALITATIVE DISCLOSURES ABOUT MARKET RISK

Linde is exposed to market risks relating to fluctuations in interest rates and currency exchange rates. The objective of financial risk management at Linde is to minimize the negative impact of interest rate and foreign exchange rate fluctuations on the company's earnings, cash flows and equity.

To manage these risks, Linde uses various derivative financial instruments, including interest-rate swaps, treasury rate locks, currency swaps, forward contracts, and commodity contracts. Linde only uses commonly traded and non-leveraged instruments. These contracts are entered into primarily with major banking institutions thereby minimizing the risk of credit loss. Also, see Note 1 and Note 12 to the consolidated financial statements for a more complete description of Linde's accounting policies and use of such instruments.

The following discussion presents the sensitivity of the market value, earnings and cash flows of Linde's financial instruments to hypothetical changes in interest and exchange rates assuming these changes occurred at December 31, 2021. The range of changes chosen for these discussions reflects Linde's view of changes which are reasonably possible over a one-year period. Market values represent the present values of projected future cash flows based on interest rate and exchange rate assumptions.

Interest Rate Risk

At December 31, 2021, Linde had debt totaling \$14,207 million (\$16,154 million at December 31, 2020). For fixed-rate instruments, interest rate changes affect the fair market value but do not impact earnings or cash flows. Conversely, for floating-rate instruments, interest rate changes generally do not affect the fair market value of the instrument but impact future earnings and cash flows, assuming that other factors are held constant. At December 31, 2021, including the impact of derivatives, Linde had fixed-rate debt of \$12,492 million and floating-rate debt of \$1,715 million, representing 88% and 12%, respectively, of total debt. At December 31, 2020, Linde had fixed-rate debt of \$10,365 million and floating-rate debt of \$5,789 million, representing 64% and 36%, respectively, of total debt.

Fixed Rate Debt

In order to mitigate interest rate risk, when considered appropriate, interest-rate swaps are entered into as hedges of underlying financial instruments to effectively change the characteristics of the interest rate without actually changing the underlying financial instrument. At December 31, 2021, Linde had fixed-to-floating interest rate swaps outstanding that were designated as hedging instruments of the underlying debt issuances - refer to Note 12 to the consolidated financial statements for additional information. This sensitivity analysis assumes that, holding all other variables constant (such as foreign exchange rates, swaps and debt levels), a one hundred basis point increase in interest rates would decrease the unrealized fair market value of the fixed-rate debt portfolio by approximately \$834 million (\$674 million in 2020). A one hundred basis point increase in interest rates would result in an approximate \$37 million decrease to derivative assets recorded.

Variable Rate Debt

At December 31, 2021, the after-tax earnings and cash flows impact of a one hundred basis point increase in interest rates, including offsetting impact of derivatives, on the variable-rate debt portfolio would be approximately \$33 million (\$44 million in 2020).

Foreign Currency Risk

Linde's exchange-rate exposures result primarily from its investments and ongoing operations in Latin America (primarily Brazil and Mexico), Europe (primarily Germany, Scandinavia, and the U.K.), Canada, Asia Pacific (primarily Australia and China) and other business transactions such as the procurement of equipment from foreign sources. Linde frequently utilizes currency contracts to hedge these exposures. At December 31, 2021, Linde had a notional amount outstanding of \$5,870 million (\$7,553 million at December 31, 2020) related to foreign exchange contracts. The majority of these were to hedge recorded balance sheet exposures, primarily intercompany loans denominated in non-functional currencies. See Note 12 to the consolidated financial statements.

Holding all other variables constant, if there were a 10% increase in foreign-currency exchange rates for the portfolio, the fair market value of foreign-currency contracts outstanding at December 31, 2021 would decrease by approximately \$28 million and at December 31, 2020 would decrease by approximately \$99 million, which would be largely offset by an offsetting loss or gain on the foreign-currency fluctuation of the underlying exposure being hedged.

ITEM 8. FINANCIAL STATEMENTS AND SUPPLEMENTARY DATA
INDEX TO CONSOLIDATED FINANCIAL STATEMENTS

	<u>Page</u>
Management's Statement of Responsibility for Financial Statements	46
Management's Report on Internal Control Over Financial Reporting	46
Report of Independent Registered Public Accounting Firm [PCAOB ID 238]	47
 Audited Consolidated Financial Statements	
Consolidated Statements of Income for the Years Ended December 31, 2021, 2020 and 2019	49
Consolidated Statements of Comprehensive Income for the Years Ended December 31, 2021, 2020 and 2019	50
Consolidated Balance Sheets as of December 31, 2021 and 2020	51
Consolidated Statements of Cash Flows for the Years Ended December 31, 2021, 2020 and 2019	52
Consolidated Statements of Equity for the Years Ended December 31, 2021, 2020 and 2019	53
 Notes to Consolidated Financial Statements	
Note 1. Summary of Significant Accounting Policies	54
Note 2. Business Combination and Divestitures	57
Note 3. Cost Reduction Programs and Other Charges	58
Note 4. Leases	61
Note 5. Income Taxes	62
Note 6. Earnings Per Share – Linde plc Shareholders	66
Note 7. Supplemental Information	67
Note 8. Property, Plant and Equipment - Net	71
Note 9. Goodwill	71
Note 10. Other Intangible Assets	72
Note 11. Debt	74
Note 12. Financial Instruments	75
Note 13. Fair Value Disclosures	78
Note 14. Equity and Noncontrolling Interests	79
Note 15. Share-Based Compensation	80
Note 16. Retirement Programs	82
Note 17. Commitments and Contingencies	91
Note 18. Segment Information	92
Note 19. Revenue Recognition	94

MANAGEMENT'S STATEMENT OF RESPONSIBILITY FOR FINANCIAL STATEMENTS

Linde's consolidated financial statements are prepared by management, which is responsible for their fairness, integrity and objectivity. The accompanying financial statements have been prepared in conformity with accounting principles generally accepted in the United States of America applied on a consistent basis, except for accounting changes as disclosed, and include amounts that are estimates and judgments. All historical financial information in this annual report is consistent with the accompanying financial statements.

Linde maintains accounting systems, including internal accounting controls, monitored by a staff of internal auditors, that are designed to provide reasonable assurance of the reliability of financial records and the protection of assets. The concept of reasonable assurance is based on recognition that the cost of a system should not exceed the related benefits. The effectiveness of those systems depends primarily upon the careful selection of financial and other managers, clear delegation of authority and assignment of accountability, incultation of high business ethics and conflict-of-interest standards, policies and procedures for coordinating the management of corporate resources, and the leadership and commitment of top management. In compliance with Section 404 of the Sarbanes-Oxley Act of 2002, Linde assessed its internal control over financial reporting and issued a report (see below).

The Audit Committee of the Board of Directors, which consists solely of non-employee directors, is responsible for overseeing the functioning of the accounting system and related controls and the preparation of annual financial statements. The Audit Committee periodically meets with management, internal auditors and the independent registered public accounting firm to review and evaluate their accounting, auditing and financial reporting activities and responsibilities, including management's assessment of internal control over financial reporting. The independent registered public accounting firm and internal auditors have full and free access to the Audit Committee and meet with the committee, with and without management present.

MANAGEMENT'S REPORT ON INTERNAL CONTROL OVER FINANCIAL REPORTING

Linde's management is responsible for establishing and maintaining adequate internal control over financial reporting, as such term is defined in Exchange Act Rule 13a-15(f). Under the supervision and with the participation of management, including the company's principal executive officer and principal financial officer, the company conducted an evaluation of the effectiveness of its internal control over financial reporting based on the framework in *Internal Control – Integrated Framework* (2013) issued by the Committee of Sponsoring Organizations of the Treadway Commission (often referred to as COSO). Based on this evaluation, management concluded that the company's internal control over financial reporting was effective as of December 31, 2021.

PricewaterhouseCoopers LLP, an independent registered public accounting firm, has audited and issued their opinion on the effectiveness of the company's internal control over financial reporting as of December 31, 2021 as stated in their report.

/s/ STEPHEN F. ANGEL

Stephen F. Angel
Chief Executive Officer

/s/ MATTHEW J. WHITE

Matthew J. White
Chief Financial Officer

/s/ KELCEY E. HOYT

Kelcey E. Hoyt
Chief Accounting Officer

February 28, 2022

Report of Independent Registered Public Accounting Firm

To the Board of Directors and Shareholders of Linde plc

Opinions on the Financial Statements and Internal Control over Financial Reporting

We have audited the accompanying consolidated balance sheets of Linde plc and its subsidiaries (the "Company") as of December 31, 2021 and 2020, and the related consolidated statements of income, of comprehensive income, of equity and of cash flows for each of the three years in the period ended December 31, 2021, including the related notes (collectively referred to as the "consolidated financial statements"). We also have audited the Company's internal control over financial reporting as of December 31, 2021, based on criteria established in *Internal Control -- Integrated Framework* (2013) issued by the Committee of Sponsoring Organizations of the Treadway Commission (COSO).

In our opinion, the consolidated financial statements referred to above present fairly, in all material respects, the financial position of the Company as of December 31, 2021 and 2020, and the results of its operations and its cash flows for each of the three years in the period ended December 31, 2021 in conformity with accounting principles generally accepted in the United States of America. Also in our opinion, the Company maintained, in all material respects, effective internal control over financial reporting as of December 31, 2021, based on criteria established in *Internal Control -- Integrated Framework* (2013) issued by the COSO.

Basis for Opinions

The Company's management is responsible for these consolidated financial statements, for maintaining effective internal control over financial reporting, and for its assessment of the effectiveness of internal control over financial reporting, included in the accompanying Management's Report on Internal Control Over Financial Reporting. Our responsibility is to express opinions on the Company's consolidated financial statements and on the Company's internal control over financial reporting based on our audits. We are a public accounting firm registered with the Public Company Accounting Oversight Board (United States) (PCAOB) and are required to be independent with respect to the Company in accordance with the U.S. federal securities laws and the applicable rules and regulations of the Securities and Exchange Commission and the PCAOB.

We conducted our audits in accordance with the standards of the PCAOB. Those standards require that we plan and perform the audits to obtain reasonable assurance about whether the consolidated financial statements are free of material misstatement, whether due to error or fraud, and whether effective internal control over financial reporting was maintained in all material respects.

Our audits of the consolidated financial statements included performing procedures to assess the risks of material misstatement of the consolidated financial statements, whether due to error or fraud, and performing procedures that respond to those risks. Such procedures included examining, on a test basis, evidence regarding the amounts and disclosures in the consolidated financial statements. Our audits also included evaluating the accounting principles used and significant estimates made by management, as well as evaluating the overall presentation of the consolidated financial statements. Our audit of internal control over financial reporting included obtaining an understanding of internal control over financial reporting, assessing the risk that a material weakness exists, and testing and evaluating the design and operating effectiveness of internal control based on the assessed risk. Our audits also included performing such other procedures as we considered necessary in the circumstances. We believe that our audits provide a reasonable basis for our opinions.

Definition and Limitations of Internal Control over Financial Reporting

A company's internal control over financial reporting is a process designed to provide reasonable assurance regarding the reliability of financial reporting and the preparation of financial statements for external purposes in accordance with generally accepted accounting principles. A company's internal control over financial reporting includes those policies and procedures that (i) pertain to the maintenance of records that, in reasonable detail, accurately and fairly reflect the transactions and dispositions of the assets of the company; (ii) provide reasonable assurance that transactions are recorded as necessary to permit preparation of financial statements in accordance with generally accepted accounting principles, and that receipts and expenditures of the company are being made only in accordance with authorizations of management and directors of the company; and (iii) provide reasonable assurance regarding prevention or timely detection of unauthorized acquisition, use, or disposition of the company's assets that could have a material effect on the financial statements.

Because of its inherent limitations, internal control over financial reporting may not prevent or detect misstatements. Also, projections of any evaluation of effectiveness to future periods are subject to the risk that controls may become inadequate because of changes in conditions, or that the degree of compliance with the policies or procedures may deteriorate.

Critical Audit Matters

The critical audit matter communicated below is a matter arising from the current period audit of the consolidated financial statements that was communicated or required to be communicated to the audit committee and that (i) relates to accounts or disclosures that are material to the consolidated financial statements and (ii) involved our especially challenging, subjective, or complex judgments. The communication of critical audit matters does not alter in any way our opinion on the consolidated financial statements, taken as a whole, and we are not, by communicating the critical audit matter below, providing a separate opinion on the critical audit matter or on the accounts or disclosures to which it relates.

Revenue Recognition – Estimated Costs at Completion

As described in Note 19 to the consolidated financial statements, \$2.867 million of the Company's total revenues for the year ended December 31, 2021 was generated from sale of equipment contracts. Sale of equipment contracts are generally comprised of a single performance obligation. Revenue from sale of equipment is generally recognized over time as the Company has an enforceable right to payment for performance completed to date and performance does not create an asset with alternative use. For contracts recognized over time, revenue is recognized primarily using a cost incurred input method. Costs incurred to date relative to total estimated costs at completion are used to measure progress toward satisfying performance obligations. Costs incurred include material, labor, and overhead costs and represent work contributing and proportionate to the transfer of control to the customer.

The principal considerations for our determination that performing procedures relating to revenue recognition – estimated costs at completion is a critical audit matter are (i) the significant judgment by management when developing the estimated costs at completion for sale of equipment contracts; (ii) a high degree of auditor judgment, subjectivity, and effort in performing procedures and evaluating audit evidence related to the estimated costs at completion and management's significant assumptions related to the total estimated material and labor costs; and (iii) the audit effort involved the use of professionals with specialized skill and knowledge.

Addressing the matter involved performing procedures and evaluating audit evidence in connection with forming our overall opinion on the consolidated financial statements. These procedures included testing the effectiveness of controls relating to the revenue recognition process, including controls over developing the estimated costs at completion for sale of equipment contracts. These procedures also included, among others, evaluating and testing management's process for developing the estimated costs at completion for sale of equipment contracts, which included evaluating the reasonableness of management's significant assumptions related to the total estimated material and labor costs. Evaluating the reasonableness of management's significant assumptions involved evaluating management's ability to reasonably estimate costs at completion for sale of equipment contracts on a sample basis by (i) performing a comparison of the originally estimated and actual costs incurred on similar completed equipment contracts, and (ii) evaluating the timely identification of circumstances that may warrant a modification to estimated costs at completion, including actual costs in excess of estimates. Professionals with specialized skill and knowledge were used to assist in evaluating the reasonableness of management's estimates and significant assumptions related to the total estimated material and labor costs.

/s/ PricewaterhouseCoopers LLP
Stamford, Connecticut
February 28, 2022

We have served as the Company's or its predecessor's auditor since 1992.

CONSOLIDATED STATEMENTS OF INCOME
LINDE PLC AND SUBSIDIARIES
(Dollar amounts in millions, except per share data)

Year Ended December 31,	2021	2020	2019
Sales	\$ 30,793	\$ 27,243	\$ 28,228
Cost of sales, exclusive of depreciation and amortization	17,543	15,383	16,644
Selling, general and administrative	3,189	3,193	3,457
Depreciation and amortization	4,635	4,626	4,675
Research and development	143	152	184
Cost reduction programs and other charges	273	506	567
Net gain on sale of businesses			164
Other income (expenses) – net	(26)	(61)	68
Operating Profit	4,984	3,322	2,933
Interest expense – net	77	115	38
Net pension and OPEB cost (benefit), excluding service cost	(192)	(177)	(32)
Income From Continuing Operations Before Income Taxes and Equity Investments	5,099	3,384	2,927
Income taxes on continuing operations	1,262	847	769
Income From Continuing Operations Before Equity Investments	3,837	2,537	2,158
Income from equity investments	119	85	114
Income From Continuing Operations (Including Noncontrolling Interests)	3,956	2,622	2,272
Income from discontinued operations, net of tax	5	4	109
Net Income (Including Noncontrolling Interests)	3,961	2,626	2,381
Less: noncontrolling interests from continuing operations	(135)	(125)	(89)
Less: noncontrolling interests from discontinued operations			(7)
Net Income – Linde plc	\$ 3,826	\$ 2,501	\$ 2,285
Net Income – Linde plc			
Income from continuing operations	\$ 3,821	\$ 2,497	\$ 2,183
Income from discontinued operations	\$ 5	\$ 4	\$ 102
Per Share Data – Linde plc Shareholders			
Basic earnings per share from continuing operations	\$ 7.39	\$ 4.74	\$ 4.03
Basic earnings per share from discontinued operations	0.01	0.01	0.19
Basic earnings per share	<u>\$ 7.40</u>	<u>\$ 4.75</u>	<u>\$ 4.22</u>
Diluted earnings per share from continuing operations	\$ 7.32	\$ 4.70	\$ 4.00
Diluted earnings per share from discontinued operations	0.01	0.01	0.19
Diluted earnings per share	<u>\$ 7.33</u>	<u>\$ 4.71</u>	<u>\$ 4.19</u>
Weighted Average Shares Outstanding (000's):			
Basic shares outstanding	516,896	526,736	541,094
Diluted shares outstanding	521,875	531,157	545,170

The accompanying Notes are an integral part of these financial statements.

CONSOLIDATED STATEMENTS OF COMPREHENSIVE INCOME
LINDE PLC AND SUBSIDIARIES
(Dollar amounts in millions)

<u>Year Ended December 31,</u>	<u>2021</u>	<u>2020</u>	<u>2019</u>
NET INCOME (INCLUDING NONCONTROLLING INTERESTS)	\$ 3,961	\$ 2,626	\$ 2,381
OTHER COMPREHENSIVE INCOME (LOSS)			
Translation adjustments:			
Foreign currency translation adjustments	(1,116)	565	118
Reclassifications to net income	(52)	-	12
Income taxes	(7)	30	3
Translation adjustments	<u>(1,175)</u>	<u>595</u>	<u>133</u>
Funded status - retirement obligations (Note 16):			
Retirement program remeasurements	826	(675)	(852)
Reclassifications to net income	175	92	154
Income taxes	<u>(255)</u>	<u>114</u>	<u>154</u>
Funded status - retirement obligations	<u>746</u>	<u>(469)</u>	<u>(544)</u>
Derivative instruments (Note 12):			
Current year unrealized gain (loss)	140	(3)	(32)
Reclassifications to net income	(49)	42	-
Income taxes	<u>(20)</u>	<u>(8)</u>	<u>7</u>
Derivative instruments	<u>71</u>	<u>31</u>	<u>(25)</u>
Securities:			
Current year unrealized gain (loss)	—	—	1
Reclassifications to net income	—	—	—
Income taxes	<u>-</u>	<u>-</u>	<u>—</u>
Securities	<u>—</u>	<u>-</u>	<u>1</u>
TOTAL OTHER COMPREHENSIVE INCOME (LOSS)	<u>(358)</u>	<u>157</u>	<u>(435)</u>
COMPREHENSIVE INCOME (INCLUDING NONCONTROLLING INTERESTS)	3,603	2,783	1,946
Less: noncontrolling interests	<u>(135)</u>	<u>(158)</u>	<u>(19)</u>
COMPREHENSIVE INCOME - LINDE PLC	<u>\$ 3,468</u>	<u>\$ 2,625</u>	<u>\$ 1,927</u>

The accompanying Notes are an integral part of these financial statements.

CONSOLIDATED BALANCE SHEETS
LINDE PLC AND SUBSIDIARIES
(Dollar amounts in millions)

<u>December 31,</u>	<u>2021</u>	<u>2020</u>
Assets		
Cash and cash equivalents	\$ 2,823	\$ 3,754
Accounts receivable – net	4,499	4,167
Contract assets	134	162
Inventories	1,733	1,729
Prepaid and other current assets	970	1,112
<i>Total Current Assets</i>	10,159	10,924
Property, plant and equipment – net	26,003	28,711
Equity investments	2,619	2,061
Goodwill	27,038	28,201
Other intangible assets – net	13,802	16,184
Other long-term assets	1,984	2,148
<i>Total Assets</i>	<u>\$ 81,605</u>	<u>\$ 88,229</u>
Liabilities and Equity		
Accounts payable	\$ 3,503	\$ 3,095
Short-term debt	1,163	3,251
Current portion of long-term debt	1,709	751
Contract liabilities	2,940	1,769
Accrued taxes	429	542
Other current liabilities	3,899	4,332
<i>Total Current Liabilities</i>	13,643	13,740
Long-term debt	11,335	12,152
Other long-term liabilities	4,188	5,519
Deferred credits	6,998	7,236
<i>Total Liabilities</i>	36,164	38,647
Commitments and contingencies (Note 17)		
Redeemable noncontrolling interests	13	13
Linde plc Shareholders' Equity:		
Ordinary shares (€0.001 par value, authorized 1,750,000,000 shares, 2021 issued: 552,012,862 ordinary shares; 2020 issued: 552,012,862 ordinary shares)	1	1
Additional paid-in capital	40,180	40,202
Retained earnings	18,710	17,178
Accumulated other comprehensive income (loss)	(5,048)	(4,690)
Less: Treasury shares, at cost (2021 – 43,331,983 shares and 2020 – 28,718,333 shares)	(9,808)	(5,374)
Total Linde plc Shareholders' Equity	44,035	47,317
Noncontrolling interests	1,393	2,252
<i>Total Equity</i>	45,428	49,569
<i>Total Liabilities and Equity</i>	<u>\$ 81,605</u>	<u>\$ 88,229</u>

The accompanying Notes are an integral part of these financial statements.

CONSOLIDATED STATEMENTS OF CASH FLOWS
LINDE PLC AND SUBSIDIARIES
(Millions of dollars)

Year Ended December 31,	2021	2020	2019
Increase (Decrease) in Cash and Cash Equivalents			
Operations			
Net income – Linde plc	\$ 3,826	\$ 2,501	\$ 2,285
Less: income from discontinued operations, net of tax and noncontrolling interests	(5)	(4)	(102)
Add: Noncontrolling interests from continuing operations	135	125	89
Income from continuing operations (including noncontrolling interests)	\$ 3,956	\$ 2,622	\$ 2,272
Adjustments to reconcile net income to net cash provided by operating activities:			
Cost Reduction Programs and other charges, net of payments	98	258	(236)
Amortization of merger-related inventory step-up	—	—	12
Depreciation and amortization	4,635	4,626	4,675
Deferred income taxes	(254)	(369)	(303)
Share-based compensation	128	133	95
Net gain on sale of businesses, net of tax	—	—	(108)
Non-cash charges and other	(19)	152	(127)
Working capital			
Accounts receivable	(553)	19	80
Contract assets and liabilities, net	1,307	90	87
Inventory	(129)	18	(81)
Prepaid and other current assets	76	128	(72)
Payables and accruals	447	109	(174)
Pension contributions	(42)	(91)	(94)
Long-term assets, liabilities and other	75	(266)	93
Net cash provided by operating activities	9,725	7,429	6,119
Investing			
Capital expenditures	(3,086)	(3,400)	(3,682)
Acquisitions, net of cash acquired	(88)	(68)	(225)
Divestitures and asset sales, net of cash divested	167	482	5,096
Net cash provided by (used for) investing activities	(3,007)	(2,986)	1,189
Financing			
Short-term debt borrowings (repayments) – net	(1,329)	1,198	224
Long-term debt borrowings	2,283	2,796	99
Long-term debt repayments	(1,468)	(2,681)	(1,583)
Issuances of ordinary shares	50	47	72
Purchases of ordinary shares	(4,612)	(2,457)	(2,658)
Cash dividends – Linde plc shareholders	(2,189)	(2,028)	(1,891)
Noncontrolling interest transactions and other	(323)	(220)	(3,260)
Net cash used for financing activities	(7,588)	(3,345)	(8,997)
Discontinued Operations			
Cash provided by operating activities	\$ —	\$ —	\$ 69
Cash used for investing activities	—	—	(60)
Cash provided by financing activities	—	—	5
Net cash provided by discontinued operations	—	—	14
Effect of exchange rate changes on cash and cash equivalents	(61)	(44)	(77)
Change in cash and cash equivalents	(931)	1,054	(1,752)
Cash and cash equivalents, beginning-of-period	3,754	2,700	4,466
Cash and cash equivalents, including discontinued operations	\$ 2,823	\$ 3,754	\$ 2,714
Cash and cash equivalents of discontinued operations	—	—	(14)
Cash and cash equivalents, end-of-period	\$ 2,823	\$ 3,754	\$ 2,700
Supplemental Data			
Income taxes paid	\$ 1,710	\$ 1,066	\$ 1,357
Interest paid, net of capitalized interest (Note 7)	\$ 233	\$ 322	\$ 275

The accompanying Notes are an integral part of these financial statements.

Lande plc Shareholders' Equity

The accompanying Notes are an integral part of these financial statements

NOTES TO CONSOLIDATED FINANCIAL STATEMENTS LINDE PLC AND SUBSIDIARIES

NOTE 1. SUMMARY OF SIGNIFICANT ACCOUNTING POLICIES

Linde plc ("Linde" or "the company") is an incorporated public limited company formed under the laws of Ireland. Linde's registered office is located at Ten Earlsfort Terrace, Dublin 2, D02 T380 Ireland. Linde's principal executive offices are located at The Priestley Centre, 10 Priestley Road, Surrey Research Park, Guildford, Surrey GU2 7XY, United Kingdom and 10 Riverview Drive, Danbury, Connecticut, United States. Linde trades on the New York Stock Exchange and on the Frankfurt Stock Exchange under the symbol LIN.

Principles of Consolidation – The consolidated financial statements were prepared in conformity with accounting principles generally accepted in the United States of America ("U.S. GAAP") and include the accounts of all significant subsidiaries where control exists and, in limited situations, variable-interest entities where the company is the primary beneficiary. Intercompany transactions and balances are eliminated in consolidation and any significant related-party transactions have been disclosed.

Equity investments generally consist of 20% to 50% owned operations where the company exercises significant influence, but does not have control. Income from equity investments in corporations is reported on an after-tax basis. Pre-tax income from equity investments that are partnerships or limited-liability corporations is included in other income (expenses) – net with related taxes included in Income taxes. Equity investments are reviewed for impairment whenever events or circumstances reflect that an impairment loss may have been incurred.

Changes in ownership interest that result either in consolidation or deconsolidation of an investment are recorded at fair value through earnings, including the retained ownership interest, while changes that do not result in either consolidation or deconsolidation of a subsidiary are treated as equity transactions.

Use of Estimates – The preparation of financial statements in conformity with U.S. GAAP requires management to make estimates and assumptions that affect the reported amounts of assets and liabilities and the disclosure of contingent assets and liabilities at the date of the financial statements and the reported amounts of revenues and expenses during the reporting period. While actual results could differ, management believes such estimates to be reasonable.

Operations – Linde is the largest industrial gases company globally. The company produces, sells and distributes atmospheric, process and specialty gases to a diverse group of industries including aerospace, chemicals, food and beverage, electronics, energy, healthcare, manufacturing, and metals. Linde's Engineering business offers its customers an extensive range of gas production and processing services including supplying plant components and services directly to customers.

Revenue Recognition – Revenue is recognized as control of goods or services are transferred to customers in an amount that reflects the consideration to which an entity expects to be entitled to receive in exchange for the goods or services. See Note 19 for additional details regarding Linde's revenue recognition policies.

Cash Equivalents – Cash equivalents are considered to be highly liquid securities with original maturities of three months or less.

Inventories – Inventories are stated at the lower of cost or net realizable value. Cost is determined using the average-cost method.

Property, Plant and Equipment – Net – Property, plant and equipment are carried at cost, net of accumulated depreciation. The company capitalizes labor, applicable overhead and interest as part of the cost of constructing major facilities. Expenditures for additions and improvements that extend the lives or increase the capacity of plant assets are also capitalized. Depreciation is calculated on the straight-line method based on the estimated useful lives of the assets, which range from 3 years to 40 years (see Note 8). Linde uses accelerated depreciation methods for tax purposes where appropriate. Maintenance of property, plant and equipment is generally expensed as incurred.

The company performs a test for impairment whenever events or changes in circumstances indicate that the carrying amount of an individual asset or asset group may not be recoverable. Should projected undiscounted future cash flows be less than the carrying amount of the asset or asset group, an impairment charge reducing the carrying amount to fair value is required. Fair value is determined based on the most appropriate valuation technique, including discounted cash flows.

Asset-Retirement Obligations – An asset-retirement obligation is recognized in the period in which sufficient information exists to determine the fair value of the liability with a corresponding increase to the carrying amount of the related property, plant and equipment which is then depreciated over its useful life. The liability is initially measured at fair

value and then accretion expense is recorded in each subsequent period. The company's asset-retirement obligations are primarily associated with its on-site long-term supply arrangements where the company has built a facility on land leased from the customer and is obligated to remove the facility at the end of the contract term. The company's asset-retirement obligations are not material to its consolidated financial statements.

Foreign Currency Translation – For most foreign operations, the local currency is the functional currency and translation gains and losses are reported as part of the accumulated other comprehensive income (loss) component of equity as a cumulative translation adjustment (see Note 7).

Financial Instruments – Linde enters into various derivative financial instruments to manage its exposure to fluctuating interest rates, currency exchange rates, commodity pricing and energy costs. Such instruments primarily include interest-rate swap and treasury rate lock agreements; currency-swap agreements; forward contracts; currency options; and commodity-swap agreements. These instruments are not entered into for trading purposes. Linde only uses commonly traded and non-leveraged instruments.

There are three types of derivatives the company enters into: (i) those relating to fair-value exposures, (ii) those relating to cash-flow exposures, and (iii) those relating to foreign currency net investment exposures. Fair-value exposures relate to recognized assets or liabilities, and firm commitments; cash-flow exposures relate to the variability of future cash flows associated with recognized assets or liabilities, or forecasted transactions; and net investment exposures relate to the impact of foreign currency exchange rate changes on the carrying value of net assets denominated in foreign currencies.

When a derivative is executed and hedge accounting is appropriate, it is designated as either a fair-value hedge, cash-flow hedge, or a net investment hedge. Currently, Linde designates all interest-rate and treasury rate locks as hedges for accounting purposes; however, currency contracts are generally not designated as hedges for accounting purposes unless they are related to forecasted transactions. Whether designated as hedges for accounting purposes or not, all derivatives are linked to an appropriate underlying exposure. On an ongoing basis, the company assesses the hedge effectiveness of all derivatives designated as hedges for accounting purposes to determine if they continue to be highly effective in offsetting changes in fair values or cash flows of the underlying hedged items. If it is determined that the hedge is not highly effective, then hedge accounting will be discontinued prospectively.

Changes in the fair value of derivatives designated as fair-value hedges are recognized in earnings as an offset to the change in the fair values of the underlying exposures being hedged. The changes in fair value of derivatives that are designated as cash-flow hedges are deferred in accumulated other comprehensive income (loss) and are reclassified to earnings as the underlying hedged transaction affects earnings. Provided the hedge remains highly effective, any ineffectiveness is deferred in accumulated other comprehensive income (loss) and are reclassified to earnings as the underlying hedged transaction affects earnings. Hedges of net investments in foreign subsidiaries are recognized in the cumulative translation adjustment component of accumulated other comprehensive income (loss) on the consolidated balance sheets to offset translation gains and losses associated with the hedged net investment. Derivatives that are entered into for risk-management purposes and are not designated as hedges (primarily related to currency derivatives other than for firm commitments) are recorded at their fair market values and recognized in current earnings.

See Note 12 for additional information relating to financial instruments.

Goodwill – Acquisitions are accounted for using the acquisition method which requires allocation of the purchase price to assets acquired and liabilities assumed based on estimated fair values. Any excess of the purchase price over the fair value of the assets and liabilities acquired is recorded as goodwill. Allocations of the purchase price are based on preliminary estimates and assumptions at the date of acquisition and are subject to revision based on final information received, including appraisals and other analyses which support underlying estimates.

The company performs a goodwill impairment test annually, during the fourth quarter, or more frequently if events or circumstances indicate that an impairment loss may have been incurred. The impairment test allows an entity to first assess qualitative factors to determine if it is more likely than not that the fair value of a reporting unit is less than carrying value. If it is determined that it is more likely than not that the fair value of a reporting unit is less than carrying value then the company will estimate and compare the fair value of its reporting units to their carrying value, including goodwill. Reporting units are determined based on one level below the operating segment level. The qualitative analysis of goodwill for the year ended December 31, 2021 showed the fair value of the reporting units substantially exceeded the carrying value, as such further analysis was not performed.

See Note 9 for additional information relating to goodwill.

Other Intangible Assets Other intangible assets, primarily customer relationships, are amortized over the estimated period of benefit. The determination of the estimated period of benefit will be dependent upon the use and underlying

characteristics of the intangible asset. Linde evaluates the recoverability of its intangible assets subject to amortization when facts and circumstances indicate that the carrying value of the asset may not be recoverable. If the carrying value is not recoverable, impairment is measured as the amount by which the carrying value exceeds its estimated fair value. Fair value is generally estimated based on either appraised value or other valuation techniques. Indefinite lived intangible assets related to the Linde brand are evaluated for impairment on an annual basis or more frequently if events or circumstances indicate an impairment loss may have occurred.

See Note 10 for additional information relating to other intangible assets.

Assets Held for Sale and Discontinued Operations Assets held for sale, as well as liabilities directly related to these assets, are classified separately in the consolidated balance sheets as held for sale if the requirements of the FASB's Accounting Standards Codification ("ASC") 360, *Property, Plant and Equipment*, are satisfied. The main requirements of ASC 360 are: (i) management having the authority to approve the action has committed to a plan to sell the assets and an active program to locate a buyer has been initiated, (ii) the assets are available for sale in their present condition at a reasonable market price, and (iii) a sale within the next twelve months is probable. Assets classified as held for sale are measured at the lower of carrying amount and fair value less costs to sell. Amortization and depreciation has been discontinued. The process involved in determining the fair value less costs to sell involves estimates and assumptions that are subject to uncertainty.

Discontinued operations are reported as soon as a business is classified as held for sale, or has already been disposed of, and when the business to be disposed of represents a strategic shift that has (or will have) a major effect on the company's operations and financial results. Businesses acquired with the intent of divesting are also required to be reported as discontinued operations. The profit/loss from discontinued operations is reported separately from the expenses and income from continuing operations in the consolidated statements of income. In the consolidated statement of cash flows, the cash flows from discontinued operations are shown separately from the cash flows from continuing operations. The information provided in the Notes relates to continuing operations. If the information relates exclusively to discontinued operations, this is highlighted accordingly.

Income Taxes – Deferred income taxes are recorded for the temporary differences between the financial statement and tax bases of assets and liabilities using currently enacted tax rates. Valuation allowances are established against deferred tax assets whenever circumstances indicate that it is more likely than not that such assets will not be realized in future periods.

Under the guidance for accounting for uncertainty in income taxes, the company can recognize the benefit of an income tax position only if it is more likely than not (greater than 50%) that the tax position will be sustained upon tax examination, based solely on the technical merits of the tax position. Otherwise, no benefit can be recognized. The tax benefits recognized are measured based on the largest benefit that has a greater than 50% likelihood of being realized upon ultimate settlement. Additionally, the company accrues interest and related penalties, if applicable, on all tax exposures for which reserves have been established consistent with jurisdictional tax laws. Interest and penalties are classified as income tax expense in the financial statements.

See Note 5 for additional information relating to income taxes.

Retirement Benefits – Most Linde employees participate in a form of defined benefit or contribution retirement plan, and additionally certain employees are eligible to participate in various post-employment health care and life insurance benefit plans. The cost of contribution plans is recognized in the year earned while the cost of other plans is recognized over the employees' expected service period to the company, all in accordance with the applicable accounting standards. The funded status of the plans is recorded as an asset or liability in the consolidated balance sheets. Funding of retirement benefits varies and is in accordance with local laws and practices.

See Note 16 for additional information relating to retirement programs.

Share-based Compensation – The company has historically granted share-based awards which consist of stock options, restricted stock and performance-based stock. Share-based compensation expense is generally recognized on a straight-line basis over the stated vesting period. For stock awards granted to full-retirement-eligible employees, compensation expense is recognized over the period from the grant date to the date retirement eligibility is achieved. For performance-based awards, compensation expense is recognized only if it is probable that the performance condition will be achieved.

See Note 15 for additional disclosures relating to share-based compensation.

Reclassifications – Certain prior years' amounts have been reclassified to conform to the current year's presentation.

Recently Issued Accounting Standards

Accounting Standards Implemented in 2021

- **Income Taxes – Simplifying the Accounting for Income Taxes** – In December 2019, the FASB issued guidance which simplifies the accounting for income taxes by removing several exceptions in the current standard and adds guidance to reduce complexity in certain areas, such as requiring that an entity reflect the effect of an enacted change in tax laws or rates in the annual effective tax rate computation in the interim period that includes the enactment date, evaluating whether a step-up in tax basis of goodwill relates to a business combination or a separate transaction and allocating taxes to members of a consolidated group. The new standard is effective for fiscal years, and interim periods within those fiscal years, beginning after December 15, 2020, with early adoption permitted. The adoption of this standard did not materially impact the company's consolidated financial statements.
- **Reference Rate Reform** – In March 2020 with amendments in 2021, the FASB issued guidance related to reference rate reform which provides practical expedients and exceptions for applying U.S. GAAP to contract modifications, hedging relationships and other transactions that the reference London Interbank Offered Rate ("LIBOR") and other interbank offered rates. This update is applicable to our contracts and hedging relationships that reference LIBOR and other interbank offered rates. The amendments may be applied to impacted contracts and hedges prospectively through December 31, 2022. The application of this guidance did not materially impact the company's consolidated financial statements.

NOTE 2. Business Combination and Divestitures

Merger of Praxair, Inc. and Linde AG

On October 31, 2018 Praxair and Linde AG combined their respective businesses through an all-stock transaction and became subsidiaries of the company.

Linde AG Merger-Related Divestitures – Primarily Americas Industrial Gases Business

As a condition of the U.S. regulatory approval of the merger, Linde AG agreed to sell the majority of its industrial gases business in the Americas, as described below:

- The Linde AG Americas Sales and Purchase Agreement, dated July 16, 2018, as and further amended on September 22, 2018, October 19, 2018, and February 20, 2019 whereby Linde AG and Praxair, Inc. entered into an agreement with a consortium comprising companies of the German industrial gases manufacturer Messer Group and CVC Capital Partners Fund VII to sell the majority of Linde AG's industrial gases business in North America and certain industrial gases business activities of Linde AG's in South America for \$2.9 billion in cash consideration after purchase price adjustments for certain items relating to assets and liabilities of the sold businesses. In addition, divestitures include \$0.5 billion of proceeds for incremental plant sales within the Americas under other agreements. These transactions were completed on March 1, 2019.
- On April 30, 2019, Linde completed the sale of select assets of Linde South Korea with the sale price of \$1.2 billion to IMM Private Equity Inc., to satisfy requirements of the Korea Fair Trade Commission. The assets divested include bulk and on-site business in Giheung, Pohang and Seosan sites as well as oxygen and nitrogen on-site generators.
- On December 16, 2019, Linde completed the sale of select assets of Linde India with a sale price of \$193 million.
- In March 2020, Linde completed the sale of select assets of Linde China with a sale price of \$98 million.

Discontinued Operations

Only the sales of the Linde AG merger-related divestitures meet the criteria for discontinued operations. Praxair merger-related divestitures do not qualify as discontinued operations. As such, operations related to the Linde AG merger-related divestitures are included within *Income from discontinued operations, net of tax* for periods subsequent to the merger, as summarized below:

<i>Millions of dollars</i>	2021	2020	2019
Net sales	\$ 5	\$ 7	\$ 449
Cost of sales	1	3	251
Other operating costs	1	1	43
Operating profit	\$ 3	\$ 3	\$ 155
Income from equity investments	2	1	8
Income taxes	-	-	54
Income from discontinued operations, net of tax	\$ 5	\$ 4	\$ 109
Noncontrolling interests	-	-	(7)
Income from continuing operations, net of tax and noncontrolling interests	\$ 5	\$ 4	\$ 102

For the years ended December 31, 2021, 2020 and 2019 there were no material amounts of capital expenditures or significant operating or investing non-cash items related to discontinued operations.

Non-Merger Related Acquisitions

Non-merger related acquisitions of \$88 million, \$68 million and \$225 million for the years ended December 31, 2021, 2020 and 2019, respectively, were primarily related to the Americas and are not material, individually or in the aggregate.

Non-Merger Related Divestitures

Effective January 1, 2021, Linde deconsolidated a joint venture with operations in APAC, due to the expiration of certain contractual rights that the parties mutually agreed not to renew. From the effective date, the joint venture is reflected as an equity investment on Linde's consolidated balance sheet with the corresponding results reflected in income from equity investments on the consolidated statement of income.

The fair value of the joint venture at January 1, 2021 was determined using a discounted cash flow model and approximated the carrying amount of its net assets. The net carrying value of \$852 million was mainly comprised of assets of approximately \$1.9 billion (primarily Other intangibles and Property plant and equipment – net), net of liabilities of approximately \$1.0 billion. Upon deconsolidation an equity investment was recorded representing Linde's share of the joint venture's net assets. The deconsolidation resulted in a gain of \$52 million recorded within cost reduction programs and other charges (see Note 3) related to the release of the CTA balance recorded within AOCI. The company did not receive any consideration, cash or otherwise, as part of the deconsolidation.

The joint venture contributed sales of approximately \$600 million in 2020. Future earnings per share will not be affected as the ownership percent remains the same.

NOTE 3. COST REDUCTION PROGRAMS AND OTHER CHARGES

Cost reduction programs and other charges were \$273 million, \$506 million, and \$567 million for the 12 months ended December 31, 2021, 2020, and 2019, respectively. After tax and noncontrolling interests, charges were \$279 million, \$372 million, and \$444 million for the same respective periods.

The following tables provide a summary of the pre-tax charges by reportable segment for the years ended December 31, 2021, 2020, and 2019:

Year Ended December 31, 2021					
	Severance costs	Other cost reduction charges	Total cost reduction program related charges	Merger related and other charges	Total
(millions of dollars)					
Americas	\$ 4	\$ 2	6	(6)	\$ —
EMEA	204	33	237	1	238
APAC	16	12	28	(50)	(22)
Engineering	20	6	26	—	26
Other	15	26	41	(10)	31
Total	\$ 259	\$ 79	\$ 338	\$ (65)	\$ 273

Year Ended December 31, 2020					
	Severance costs	Other cost reduction charges	Total cost reduction program related charges	Merger related and other charges	Total
(millions of dollars)					
Americas	\$ 35	\$ 24	59	13	\$ 72
EMEA	131	21	152	3	155
APAC	7	2	9	3	12
Engineering	38	28	66	4	70
Other	87	18	105	92	197
Total	\$ 298	\$ 93	\$ 391	\$ 115	\$ 506

Year Ended December 31, 2019					
	Severance costs	Other cost reduction charges	Total cost reduction program related charges	Merger related and other charges	Total
(millions of dollars)					
Americas	\$ 36	\$ 20	56	34	\$ 90
EMEA	105	16	121	21	142
APAC	40	10	50	72	122
Engineering	1	12	13	(9)	4
Other	22	42	64	145	209
Total	\$ 204	\$ 100	\$ 304	\$ 263	\$ 567

Cost Reduction Programs

In 2019, Linde initiated a cost reduction program, which represents charges of achieving synergies and cost efficiencies expected from the merger of Praxair and Linde AG (see Note 2). Total charges related to the cost reduction programs were \$338 million (\$253 million, after tax), \$391 million (\$277 million, after tax and noncontrolling interests), and \$304 million (\$233 million, after tax) for the years ended December 31, 2021, 2020, and 2019, respectively.

Severance costs

During the year ended December 31, 2021, severance costs of \$259 million were recorded for the elimination of approximately 2,000 positions. Severance costs of \$298 million and \$204 million for the years ended December 31, 2020 and December 31, 2019 were recorded for the elimination of approximately 3,100 and 2,400 positions, respectively. As of December 31, 2021, the majority of the actions have been taken, with the remaining actions planned to be completed within the next 12 months.

Other cost reduction charges

Other cost reduction charges were \$79 million, \$93 million, and \$100 million for the years ended December 31, 2021, 2020, and 2019, respectively. These amounts primarily represent charges related to the execution of the company's synergistic

actions including location consolidations and business rationalization projects, software and process harmonization, and associated non-recurring costs.

Merger-Related Costs and Other Charges

Merger-related costs and other charges were a benefit of \$65 million (\$26 million, after tax) and charges of \$115 million (\$95 million, after tax) and \$263 million (\$211 million, after tax and noncontrolling interests) for the years ended December 31, 2021, 2020, and 2019, respectively. The 2021 pretax benefit was primarily due to a \$52 million gain triggered by a joint venture deconsolidation in the APAC segment in the first quarter (see Note 2). After-tax charges also include the impact of the below items.

2021 after-tax charges include a net income tax charge of \$56 million, primarily related to (i) \$83 million of expense due to the revaluation of a net deferred tax liability resulting from a tax rate increase in the United Kingdom which was enacted in the second quarter, and (ii) a tax settlement benefit of \$33 million. 2021 also includes an impairment charge of \$35 million (\$35 million, after tax) related to a joint venture in the APAC segment. The charge is shown within income from equity investments in the consolidated statements of income.

2019 includes other charges for an asset impairment related to a joint venture in APAC of approximately \$73 million (\$42 million, after tax and noncontrolling interests) resulting from an unfavorable arbitration ruling.

Cash Requirements

Total cash requirements of the cost reduction program and other charges incurred during the twelve months ended December 31, 2021 are estimated to be approximately \$259 million, of which \$175 million was paid through December 31, 2021. Remaining cash requirements are expected to be paid through 2023. Total cost reduction programs and other charges, net of payments in the consolidated statements of cash flows for the twelve months ended December 31, 2021 and 2020 also reflect the impact of cash payments of liabilities, including merger-related tax liabilities, accrued as of December 31, 2020 and 2019, respectively.

The following table summarizes the activities related to the company's cost reduction programs and other charges during 2020 and 2021:

<i>(millions of dollars)</i>	Severance costs	Other cost reduction charges	Total cost reduction program related charges	Merger related and other charges	Total
Balance, December 31, 2019	\$ 117	\$ 16	\$ 133	\$ 67	\$ 200
2020 Cost Reduction Programs and Other Charges	298	93	391	115	506
Less: Cash payments	(156)	(20)	(176)	(45)	(221)
Less: Non-cash charges	—	(68)	(68)	(82)	(150)
Foreign currency translation and other	24	1	25	9	34
Balance, December 31, 2020	\$ 283	\$ 22	\$ 305	\$ 64	\$ 369
2021 Cost Reduction Programs and Other Charges	259	79	338	(65)	273
Less: Cash payments	(138)	(15)	(153)	(22)	(175)
Less: Non-cash charges	—	(41)	(41)	54	13
Foreign currency translation and other	(20)	(7)	(27)	—	(27)
Balance, December 31, 2021	\$ 384	\$ 38	\$ 422	\$ 31	\$ 453

Classification in the consolidated financial statements

The pre-tax charges for each year are shown within operating profit in a separate line item on the consolidated statements of income. In the consolidated balance sheets, reductions in assets are recorded against the carrying value of the related assets and unpaid amounts are recorded as other current or long-term liabilities (see Note 7). On the consolidated statements of cash flows, the pre-tax impact of these charges, net of cash payments, is shown as an adjustment to reconcile net income to net cash provided by operating activities. In Note 18 Segment Information, Linde excluded these charges from its management definition of segment operating profit; a reconciliation of segment operating profit to consolidated operating profit is shown within the segment operating profit table.

NOTE 4. LEASES

In the normal course of its business, Linde enters into various leases as the lessee, primarily involving manufacturing and distribution equipment and office space. Linde determines whether a contract is or contains a lease at contract inception. Total lease and rental expenses related to operating lease right of use assets for the twelve months ended December 31, 2021 and 2020 was \$317 million, and \$341 million respectively. Operating leases costs are included in selling, general and administrative expenses and cost of sales, exclusive of depreciation and amortization. The related assets and obligations are included in other long term assets and other current liabilities and other long term liabilities, respectively. Total lease and rental expenses related to finance lease right of use assets for the twelve months ended December 31, 2021 and 2020 was \$51 million and \$44 million, respectively, and the costs are included in depreciation and amortization and interest. Related assets and obligations are included in other long term assets and other current liabilities and other long term liabilities, respectively. Linde includes renewal options that are reasonably certain to be exercised as part of the lease term. Operating and financing lease expenses above include short term and variable lease costs which are immaterial.

As most leases do not provide an implicit rate, Linde uses the applicable incremental borrowing rate at lease commencement to measure lease liabilities and right-of-use assets. Linde determines incremental borrowing rates through market sources.

The company has elected to apply the short-term lease exception for all underlying asset classes. Short-term leases are leases that, at the commencement date, have a lease term of twelve months or less and do not include a purchase option that the lessee is reasonably certain to exercise. Leases that meet the short-term lease definition are not recognized on the balance sheet, but rather expensed on a straight-line basis over the lease term.

Some leasing arrangements require variable payments that are dependent on usage, output, or may vary for other reasons, such as insurance. The company does not have material variable lease payments.

Gains and losses on sale and leaseback transactions were immaterial. Operating cash flows used for operating leases for the twelve months ended December 31, 2021 and 2020 were \$290 million and \$317 million, respectively. Cash flows used for finance leases for the same period were immaterial.

Supplemental balance sheet information related to leases is as follows:

(Millions of dollars)

Operating Leases

Operating lease right-of-use assets

Other current liabilities

Other long-term liabilities

Total operating lease liabilities

Finance Leases

Finance lease right-of-use assets

Other current liabilities

Other long-term liabilities

Total finance lease liabilities

	<u>December 31, 2021</u>	<u>December 31, 2020</u>
	\$ 853	\$ 935
	215	237
	618	669
	833	906
	163	155
	47	38
	129	125
	\$ 176	\$ 163

Supplemental operating lease information:

	<u>December 31, 2021</u>	<u>December 31, 2020</u>
Weighted average lease term (years)	9	9
Weighted average discount rate	2.91%	2.83%

Future operating and finance lease payments as of December 31, 2021 are as follows (millions of dollars):

Period	Operating Leases	Financing Leases
2022	\$ 227	\$ 54
2023	162	40
2024	116	29
2025	84	20
2026	61	11
Thereafter	281	67
Total future undiscounted lease payments	931	221
Less imputed interest	(98)	(45)
Total reported lease liability	\$ 833	\$ 176

NOTE 5. INCOME TAXES

Pre-tax income applicable to U.S. and non-U.S. operations is as follows:

(Millions of dollars) Year Ended December 31,	2021	2020	2019
United States	\$ 2,020	\$ 1,253	\$ 1,161
Non-U.S.	3,079	2,131	1,766
Total income before income taxes	\$ 5,099	\$ 3,384	\$ 2,927

Provision for Income Taxes

The following is an analysis of the provision for income taxes:

(Millions of dollars) Year Ended December 31,	2021	2020	2019 (a)
Current tax expense (benefit)			
U.S. federal	\$ 287	\$ 185	\$ 64
State and local	87	17	39
Non-U.S.	1,142	1,013	969
	1,516	1,215	1,072
Deferred tax expense (benefit)			
U.S. federal	63	20	85
State and local	8	7	—
Non-U.S.	(325)	(395)	(388)
	(254)	(368)	(303)
Total income taxes	\$ 1,262	\$ 847	\$ 769

- (a) 2019 includes \$70 million related to divestitures, non-U.S. current tax expense of \$48 million and non-U.S. deferred tax expense of \$22 million.

U.S. Tax Cuts and Jobs Act (Tax Act) 2018

As of December 31, 2021 and 2020, the tax payable related to the deemed repatriation tax is \$178 million and \$230 million, respectively, of which \$178 million and \$204 million is classified as other long-term liabilities on the consolidated balance sheet (See Note 7), respectively. The company is required to fund the balance in annual installments through 2025.

Effective Tax Rate Reconciliation

For purposes of the effective tax rate reconciliation, the company utilizes the U.S. statutory income tax rate of 21 %. An analysis of the difference between the provision for income taxes and the amount computed by applying the U.S. statutory income tax rate to pre-tax income follows:

(Dollar amounts in millions)

Year Ended December 31,

	2021		2020		2019	
U.S. statutory income tax	\$ 1,071	21.0 %	\$ 711	21.0 %	\$ 615	21.0 %
State and local taxes net of federal benefit	83	1.6 %	21	0.6 %	31	1.1 %
U.S. tax credits and deductions (a)	(23)	(0.5)%	(8)	(0.2)%	(31)	(1.1)%
Non-U.S. tax differentials (b) (c)	219	4.3 %	167	4.9 %	113	3.9 %
Share-Based compensation	(56)	(1.1)%	(53)	(1.6)%	(41)	(1.4)%
Divestitures	--	%	--	%	36	1.2 %
Other net (d)	(32)	(0.6)%	9	0.3 %	46	1.6 %
Provision for income taxes	<u>\$ 1,262</u>	<u>24.7 %</u>	<u>\$ 847</u>	<u>25.0 %</u>	<u>\$ 769</u>	<u>26.3 %</u>

- (a) U.S. tax credits and deductions relate to non-U.S. derived intangible income and the research and experimentation tax credit in 2021, 2020 and 2019.
- (b) Primarily related to differences between the U.S. tax rate and the statutory tax rate in the countries where the company operates. Excluding (c), other permanent items and tax rate changes were not significant.
- (c) 2021 includes an \$83 million deferred income tax charge related to a tax rate increase in the United Kingdom.
- (d) Other net includes \$8 million, \$11 million and \$26 million of U.S tax related to Global Intangible Low-Taxed Income in 2021, 2020 and 2019, respectively and a decrease in unrecognized tax benefits and accrued interest and penalties of \$47 million in 2021.

Net Deferred Tax Liabilities

Net deferred tax liabilities included in the consolidated balance sheets are comprised of the following:

(Millions of dollars)
December 31,

Deferred tax liabilities

	2021	2020
Fixed assets	\$ 3,177	\$ 3,430
Goodwill	166	173
Other intangible assets (a)	3,263	3,703
Subsidiary equity investments	586	609
Other (b)	634	791
	<u>\$ 7,826</u>	<u>\$ 8,706</u>

Deferred tax assets

Carryforwards	\$ 358	\$ 386
Benefit plans and related (c)	607	814
Inventory	57	70
Accruals and other (d)	1,042	1,243
	<u>\$ 2,064</u>	<u>\$ 2,513</u>
Less: Valuation allowances (e)	(235)	(243)
	<u>\$ 1,829</u>	<u>\$ 2,270</u>

Net deferred tax liabilities

	<u>\$ 5,997</u>	<u>\$ 6,436</u>
--	-----------------	-----------------

Recorded in the consolidated balance sheets as (Note 7):

Other long-term assets	242	268
Deferred credits	6,239	6,704
	<u>\$ 5,997</u>	<u>\$ 6,436</u>

- (a) Excludes \$230 million of Intangibles in 2021 due to the effects of the deconsolidation of a joint venture with operations in APAC (See Note 2).
- (b) Includes \$236 million in 2021 and \$255 million in 2020 related to right-of-use lease assets.
- (c) Includes deferred taxes of \$305 million and \$560 million in 2021 and 2020, respectively, related to pension - OPEB funded status (See Notes 7 and 16).
- (d) Includes \$246 million in 2021 and \$255 million in 2020 related to lease liabilities and \$42 million and \$63 million in 2021 and 2020, respectively, related to research and development costs.
- (e) Summary of changes in valuation allowances relating to deferred tax assets follows (millions of dollars):

	2021	2020	2019
Balance, January 1,	\$ (243)	\$ (222)	\$ (237)
Income tax (charge) benefit	8	(21)	(31)
Merger with Linde AG	—	—	18
Other, including write-offs (i)	—	2	26
Translation adjustments	—	(2)	2
Balance, December 31,	<u>\$ (235)</u>	<u>\$ (243)</u>	<u>\$ (222)</u>

- (i) 2019 includes \$26 million related to the squeeze out of Linde AG (See Note 14).

The company evaluates deferred tax assets quarterly to ensure that estimated future taxable income will be sufficient in character (e.g., capital gain versus ordinary income treatment), amount and timing to result in their recovery. After considering the positive and negative evidence, a valuation allowance is established to reduce the assets to their realizable value when management determines that it is more likely than not (i.e., greater than 50% likelihood) that a deferred tax asset will not be realized. Considerable judgment is required in establishing deferred tax valuation allowances.

As of December 31, 2021, the company had \$358 million of deferred tax assets relating to net operating losses ("NOLs") and tax credits and \$235 million of valuation allowances. These deferred tax assets include \$266 million relating to NOLs of which \$84 million expire within 5 years, \$53 million expire after 5 years and \$129 million have no expiration. The deferred tax assets also include \$92 million related to credits of which \$5 million expire within 5 years, \$83 million expire after 5 years, and \$4 million have no expiration. The valuation allowances of \$235 million primarily relate to NOLs and are required because management has determined, based on financial projections and available tax strategies, that it is unlikely that the NOLs will be utilized before they expire. If events or circumstances change, valuation allowances are adjusted at that time resulting in an income tax benefit or charge.

The company has \$586 million of non-U.S. income taxes accrued related to its investments in subsidiaries and equity investments as of December 31, 2021. A provision has not been made for any additional non-U.S. income tax at December 31, 2021 on approximately \$32 billion related to its investments in subsidiaries because the company intends to remain indefinitely reinvested. While the \$32 billion could become subject to additional non-U.S. income tax if there is a sale of a subsidiary, or earnings are remitted as dividends, it is not practicable to estimate the unrecognized deferred tax liability.

Uncertain Tax Positions

Unrecognized income tax benefits represent income tax positions taken on income tax returns but not yet recognized in the consolidated financial statements. The company has unrecognized income tax benefits totaling \$387 million, \$452 million and \$472 million as of December 31, 2021, 2020 and 2019, respectively. If recognized, essentially all of the unrecognized tax benefits and related interest and penalties would be recorded as a benefit to income tax expense on the consolidated statements of income.

A reconciliation of the beginning and ending amount of unrecognized tax benefits is as follows:

(Millions of dollars)

	2021	2020	2019
Unrecognized income tax benefits, January 1	\$ 452	\$ 472	\$ 319
Additions for tax positions of prior years (a)	11	35	151
Reductions for tax positions of prior years	(11)	(34)	(3)
Additions for current year tax positions	19	11	33
Reductions for settlements with taxing authorities (b)	(60)	(39)	(26)
Foreign currency translation and other	(24)	7	(2)
Unrecognized income tax benefits, December 31	<u>\$ 387</u>	<u>\$ 452</u>	<u>\$ 472</u>

- (a) Increase primarily relates to tax positions in the United States and Europe, \$66 million in 2019 related to the merger with Linde AG.
- (b) Settlements are uncertain tax positions that were effectively settled with the taxing authorities, including positions where the company has agreed to amend its tax returns to eliminate the uncertainty.

The company classifies interest income and expense related to income taxes as tax expense in the consolidated statements of income. The company recognized net interest benefit of \$15 million, and expense of \$29 million and \$1 million for the years ended December 31, 2021, December 31, 2020 and December 31, 2019, respectively. The company had \$40 million and \$99 million of accrued interest and penalties as of December 31, 2021 and December 31, 2020, respectively which were recorded in other long-term liabilities in the consolidated balance sheets (See Note 7).

As of December 31, 2021, the company remained subject to examination in the following major tax jurisdictions for the tax years as indicated below:

<u>Major tax jurisdictions</u>	<u>Open Years</u>
North and South America	
United States	2017 through 2021
Canada	2014 through 2021
Mexico	2014 through 2021
Brazil	2003 through 2021
Europe and Africa	
France	2014 through 2021
Germany	2016 through 2021
Republic of South Africa	2018 through 2021
Spain	2010 through 2021
United Kingdom	2016 through 2021
Asia and Australia	
Australia	2017 through 2021
China	2016 through 2021
India	2006 through 2021
South Korea	2016 through 2021

The company is currently under audit in a number of jurisdictions. As a result, it is reasonably possible that some of these matters will conclude or reach the stage where a change in unrecognized income tax benefits may occur within the next twelve months. At the time new information becomes available, the company will record any adjustment to income tax expense as required. Final determinations, if any, are not expected to be material to the consolidated financial statements. The company is also subject to income taxes in many hundreds of state and local taxing jurisdictions that are open to tax examinations.

NOTE 6. EARNINGS PER SHARE – LINDE PLC SHAREHOLDERS

Basic and Diluted earnings per share – Linde plc shareholders is computed by dividing Income from continuing operations, Income from discontinued operations, net of tax, and Net income – Linde plc for the period by the weighted average number of either basic or diluted shares outstanding, as follows:

	2021	2020	2019
Numerator (Millions of dollars)			
Income from continuing operations	\$ 3,821	\$ 2,497	\$ 2,183
Income from discontinued operations, net of tax	5	4	102
Net Income – Linde plc	\$ 3,826	\$ 2,501	\$ 2,285
Denominator (Thousands of shares)			
Weighted average shares outstanding	516,507	526,404	540,859
Shares earned and issuable under compensation plans	389	332	235
Weighted average shares used in basic earnings per share	516,896	526,736	541,094
Effect of dilutive securities			
Stock options and awards	4,979	4,421	4,076
Weighted average shares used in diluted earnings per share	521,875	531,157	545,170
Basic earnings per share from continuing operations	\$ 7.39	\$ 4.74	\$ 4.03
Basic earnings per share from discontinued operations	0.01	0.01	0.19
Basic Earnings Per Share	\$ 7.40	\$ 4.75	\$ 4.22
Diluted earnings per share from continuing operations	\$ 7.32	\$ 4.70	\$ 4.00
Diluted earnings per share from discontinued operations	0.01	0.01	0.19
Diluted Earnings Per Share	\$ 7.33	\$ 4.71	\$ 4.19

There were no antidilutive shares for the years ended December 31, 2021, 2020 or 2019.

NOTE 7. SUPPLEMENTAL INFORMATION

Income Statement

(Millions of dollars)

Year Ended December 31.

Selling, General and Administrative

Selling	\$ 1,342	\$ 1,303	\$ 1,600
General and administrative	1,847	1,890	1,857
	<u>\$ 3,189</u>	<u>\$ 3,193</u>	<u>\$ 3,457</u>

Year Ended December 31.

Depreciation and Amortization (a)

Depreciation	\$ 3,912	\$ 3,861	\$ 3,940
Amortization of intangibles (Note 10)	723	765	735
Depreciation and Amortization	<u>\$ 4,635</u>	<u>\$ 4,626</u>	<u>\$ 4,675</u>

Year Ended December 31,**Other Income (Expenses) – Net**

Currency related net gains (losses)
 Partnership income
 Severance expense
 Asset divestiture gains (losses) – net
 Other – net

2021	2020	2019
\$ (29)	\$ (28)	\$ (11)
13	10	8
(5)	(5)	(7)
(31)	(78)	10
26	40	68
<u>\$ (26)</u>	<u>\$ (61)</u>	<u>\$ 68</u>

Year Ended December 31,**Interest Expense – Net**

Interest incurred on debt and other
 Interest income
 Amortization on acquired debt
 Interest capitalized
 Bond redemption (b)

2021	2020	2019
\$ 227	\$ 277	\$ 284
(40)	(55)	(112)
(53)	(85)	(96)
(57)	(38)	(38)
—	16	—
<u>\$ 77</u>	<u>\$ 115</u>	<u>\$ 38</u>

Year Ended December 31,**Income Attributable to Noncontrolling Interests**

Noncontrolling interests' operations (c)
 Redeemable noncontrolling interests' operations (Note 14)
 Noncontrolling interests from continuing operations
 Noncontrolling interests from discontinued operations

2021	2020	2019
\$ 135	\$ 125	\$ 87
—	—	2
<u>\$ 135</u>	<u>\$ 125</u>	<u>\$ 89</u>
—	—	7

Balance Sheet*(Millions of dollars)***December 31,****Accounts Receivable**

Trade and Other receivables
 Less: allowance for expected credit losses

2021	2020
\$ 4,904	\$ 4,638
(405)	(471)
<u>\$ 4,499</u>	<u>\$ 4,167</u>

Receivables

Linde applies loss rates that are lifetime expected credit losses at initial recognition of the receivables. These expected loss rates are based on an analysis of the actual historical default rates for each business, taking regional circumstances into account. If necessary, these historical default rates are adjusted to reflect the impact of current changes in the macroeconomic environment using forward-looking information. The loss rates are also evaluated based on the expectations of the responsible management team regarding the collectability of the receivables. Gross trade receivables aged less than one year were \$4,425 million and \$4,169 million at December 31, 2021 and December 31, 2020, respectively, and gross receivables aged greater than one year were \$329 million and \$358 million at December 31, 2021 and December 31, 2020, respectively. Gross other receivables were \$150 million and \$111 million at December 31, 2021 and December 31, 2020, respectively. Receivables aged greater than one year are generally fully reserved unless specific circumstances warrant exceptions, such as those backed by federal governments.

Provisions for expected credit losses were \$129 million, \$182 million and \$170 million for the twelve months ended December 31, 2021, 2020 and 2019, respectively. The allowance activity in the twelve months ended December 31, 2021 related to write-offs of uncollectible amounts, net of recoveries and currency movements is not material.

<u>December 31,</u>	<u>2021</u>	<u>2020</u>
Inventories		
Raw materials and supplies	\$ 399	\$ 411
Work in process	334	337
Finished goods	1,000	981
	<u>\$ 1,733</u>	<u>\$ 1,729</u>
 <u>December 31,</u>	 <u>2021</u>	 <u>2020</u>
Prepaid and Other Current Assets		
Prepaid and other deferred charges (d)	\$ 527	\$ 516
VAT recoverable	196	261
Unrealized gains on derivatives (Note 12)	101	110
Assets held for sale (Note 2)		4
Other	146	221
	<u>\$ 970</u>	<u>\$ 1,112</u>
 <u>December 31,</u>	 <u>2021</u>	 <u>2020</u>
Other Long-term Assets		
Pension assets (Note 16)	\$ 139	\$ 55
Insurance contracts (e)	46	61
Long-term receivables, net (f)	105	201
Lease assets (Note 4)	1,016	1,090
Deposits	43	47
Investments carried at cost	18	23
Deferred charges	62	96
Deferred income taxes (Note 5)	242	268
Unrealized gains on derivatives (Note 12)	35	90
Other	278	217
	<u>\$ 1,984</u>	<u>\$ 2,148</u>
 <u>December 31,</u>	 <u>2021</u>	 <u>2020</u>
Other Current Liabilities		
Accrued expenses	\$ 1,248	\$ 1,226
Payroll	710	653
VAT payable	295	336
Pension and postretirement (Note 16)	38	34
Interest payable	102	135
Lease liability (Note 4)	262	275
Insurance reserves	19	38
Unrealized losses on derivatives (Note 12)	27	70
Noncontrolling interest redemption and dividend (Note 14)	—	231
Synergy cost accruals (Note 3)	200	199
Other	998	1,135
	<u>\$ 3,899</u>	<u>\$ 4,332</u>

<u>December 31,</u>	<u>2021</u>	<u>2020</u>
Other Long-term Liabilities		
Pension and postretirement (Note 16)	\$ 1,802	\$ 2,963
Tax liabilities for uncertain tax positions (Note 5)	302	355
Tax Act liabilities for deemed repatriation (Note 5)	178	204
Lease liability (Note 4)	747	794
Interest and penalties for uncertain tax positions (Note 5)	40	99
Insurance reserves	56	33
Asset retirement obligation	305	302
Unrealized losses on derivatives (Note 12)	8	11
Synergy cost accruals (Note 3)	253	170
Other	497	588
	<u>\$ 4,188</u>	<u>\$ 5,519</u>

<u>December 31,</u>	<u>2021</u>	<u>2020</u>
Deferred Credits		
Deferred income taxes (Note 5)	\$ 6,239	\$ 6,704
Other	759	532
	<u>\$ 6,998</u>	<u>\$ 7,236</u>

<u>December 31,</u>	<u>2021</u>	<u>2020</u>
Accumulated Other Comprehensive Income (Loss)		
Cumulative translation adjustment - net of taxes:		
Americas (g)	\$ (3,985)	\$ (3,788)
EMEA (g)	94	1,020
APAC (g)	154	616
Engineering	24	354
Other	(280)	(1,020)
	<u>(3,993)</u>	<u>(2,818)</u>
Derivatives - net of taxes	75	4
Pension/OPEB funded status obligation (net of \$305 million and \$560 million tax benefit in 2021 and 2020) (Note 16)	<u>(1,130)</u>	<u>(1,876)</u>
	<u>\$ (5,048)</u>	<u>\$ (4,690)</u>

- (a) Depreciation and amortization expense in 2021 include \$1,245 million and \$618 million, respectively, of Linde AG purchase accounting impacts. In 2020, depreciation and amortization expense include \$1,267 million and \$653 million, respectively, of Linde AG purchase accounting impacts.
- (b) In December 2020, the company repaid \$500 million of 4.05% notes and \$500 million of 3.00% notes that were due in 2021 resulting in a \$16 million interest charge.
- (c) In 2021, 2020 and 2019 noncontrolling interests from continuing operations includes \$15 million, \$57 million and \$54 million, respectively, of Linde AG purchase accounting impacts. The decrease in 2021 is primarily related to the deconsolidation of a joint venture with operations in APAC (see Note 2) and the buyout of minority interests in the Republic of South Africa (see Note 14).
- (d) Includes estimated income tax payments of \$122 million in 2021 and \$115 million in 2020.
- (e) Consists primarily of insurance contracts and other investments to be utilized for non-qualified pension and OPEB obligations.

- (f) The balances at December 31, 2021 and 2020 are net of reserves of \$33 million and \$34 million, respectively. The amounts in both years relate primarily to long-term notes receivable from customers in APAC and EMEA and government receivables in Brazil.
- (g) Americas consists of currency translation adjustments primarily in Canada, Mexico, and Brazil. EMEA relates primarily to Germany, the U.K. and Sweden. APAC relates primarily to China, South Korea, India and Australia.

NOTE 8. PROPERTY, PLANT AND EQUIPMENT – NET

Significant classes of property, plant and equipment are as follows:

<i>(Millions of dollars)</i> December 31,	Depreciable Lives (Yrs)	2021	2020
Production plants (primarily 15-year life) (a)	10-20	\$ 29,120	\$ 28,226
Storage tanks	15-20	4,441	4,461
Transportation equipment and other	3-15	2,973	2,978
Cylinders	10-30	4,474	4,491
Buildings	25-40	3,265	3,327
Land and improvements (b)	0-20	1,121	1,259
Construction in progress		3,062	3,257
		48,456	47,999
Less: accumulated depreciation		(22,453)	(19,288)
		<u>\$ 26,003</u>	<u>\$ 28,711</u>

(a) - Depreciable lives of production plants related to long-term customer supply contracts are generally consistent with the contract lives.

(b) - Land is not depreciated.

NOTE 9. GOODWILL

Changes in the carrying amount of goodwill for the years ended December 31, 2021 and 2020 were as follows:

<i>(Millions of dollars)</i>	Americas	EMEA	APAC	Engineering	Other	Total
<i>Balance, December 31, 2019</i>	\$ 9,042	\$ 10,243	\$ 4,957	\$ 2,470	\$ 307	\$ 27,019
Acquisitions	13	--	—	--	—	13
Foreign currency translation and other	35	643	305	212	23	1,218
Disposals	(7)	(42)	—	—	—	(49)
<i>Balance, December 31, 2020</i>	9,083	10,844	5,262	2,682	330	28,201
Acquisitions	45	1	—	--	—	46
Foreign currency translation and other	(41)	(559)	(173)	(186)	(7)	(966)
Disposals (Note 2)	—	(8)	(235)	—	—	(243)
<i>Balance, December 31, 2021</i>	<u>\$ 9,087</u>	<u>\$ 10,278</u>	<u>\$ 4,854</u>	<u>\$ 2,496</u>	<u>\$ 323</u>	<u>\$ 27,038</u>

Linde has performed its goodwill impairment tests annually during the fourth quarter of each year and has determined that the fair value of each of its reporting units was substantially in excess of its carrying value. For the 2021 test, the company applied the FASB's accounting guidance which allows the company to first assess qualitative factors to determine the extent of additional quantitative analysis, if any, that may be required to test goodwill for impairment. Based on the qualitative assessments performed, the company concluded that it was more likely than not that the fair value of each reporting unit substantially exceeded its carrying value and therefore, further quantitative analysis was not required. As a result, no impairment was recorded. There were no indicators of impairment through December 31, 2021.

NOTE 10. OTHER INTANGIBLE ASSETS

The following is a summary of Linde's other intangible assets at December 31, 2021 and 2020:

<i>(Millions of dollars)</i> <i>For the year ended December 31, 2021</i>	Customer Relationships	Brands/ Tradenames	Other Intangible Assets	Total
Cost:				
Balance, December 31, 2020	\$ 13,776	\$ 2,895	\$ 1,697	\$ 18,368
Additions	12	—	61	73
Foreign currency translation	(490)	(113)	(69)	(672)
Disposals (Note 2)	(1,085)	(94)	(46)	(1,225)
Other*	(354)	(3)	(14)	(371)
Balance, December 31, 2021	11,859	2,685	1,629	16,173
Less: accumulated amortization:				
Balance, December 31, 2020	(1,470)	(118)	(596)	(2,184)
Amortization expense (Note 7)	(553)	(45)	(125)	(723)
Foreign currency translation	64	3	22	89
Disposals (Note 2)	66	1	13	80
Other*	352	—	15	367
Balance, December 31, 2021	(1,541)	(159)	(671)	(2,371)
Net intangible asset balance at December 31, 2021	\$ 10,318	\$ 2,526	\$ 958	\$ 13,802

<i>(Millions of dollars)</i> <i>For the year ended December 31, 2020</i>	Customer Relationships	Brands/ Tradenames	Other Intangible Assets	Total
Cost:				
Balance, December 31, 2019	\$ 13,205	\$ 2,764	\$ 1,612	\$ 17,581
Additions	5	—	56	61
Foreign currency translation	632	134	47	813
Disposals	(2)	—	(20)	(22)
Other*	(64)	(3)	2	(65)
Balance, December 31, 2020	13,776	2,895	1,697	18,368
Less: accumulated amortization:				
Balance, December 31, 2019	(885)	(69)	(490)	(1,444)
Amortization expense (Note 7)	(589)	(45)	(131)	(765)
Foreign currency translation	(53)	(3)	1	(55)
Disposals	1	—	20	21
Other*	56	(1)	4	59
Balance, December 31, 2020	(1,470)	(118)	(596)	(2,184)
Net balance at December 31, 2020	\$ 12,306	\$ 2,777	\$ 1,101	\$ 16,184

* Other primarily relates to the write-off of fully amortized assets and reclassifications. 2021 Other is primarily due to merger related customer lists in the Americas.

There are no expected residual values related to these intangible assets. Amortization expense for the years ended December 31, 2021, 2020 and 2019 was \$723 million, \$765 million and \$735 million, respectively. The remaining weighted-average amortization period for intangible assets is approximately 24 years.

Total estimated annual amortization expense related to finite-lived intangibles is as follows:

(Millions of dollars)

2022	\$	615
2023		579
2024		571
2025		530
2026		511
Thereafter		9,183
Total amortization related to finite-lived intangible assets		11,989
Indefinite-lived intangible assets at December 31, 2021		1,813
Net intangible assets at December 31, 2021	\$	13,802

NOTE 11. DEBT

The following is a summary of Linde's outstanding debt at December 31, 2021 and 2020:

<i>(Millions of dollars)</i>	<i>December 31,</i> 2021	<i>December 31,</i> 2020
SHORT-TERM		
Commercial paper	\$ 278	\$ 2,527
Other borrowings (primarily non U.S.)	885	724
Total short-term debt	<u>1,163</u>	<u>3,251</u>
LONG-TERM (a)		
<i>(U.S. dollar denominated unless otherwise noted)</i>		
3.875% Euro denominated notes due 2021 (c)	—	748
0.250% Euro denominated notes due 2022 (b) (f)	1,137	1,226
2.45% Notes due 2022 (e)	—	599
2.20% Notes due 2022	500	499
2.70% Notes due 2023	500	499
2.00% Euro denominated notes due 2023 (b)	759	832
5.875% GBP denominated notes due 2023 (b)	432	460
1.20% Euro denominated notes due 2024	625	671
1.875% Euro denominated notes due 2024 (b)	356	389
2.65% Notes due 2025	399	398
1.625% Euro denominated notes due 2025	565	607
0.00% Euro denominated notes due 2026 (d)	799	—
3.20% Notes due 2026	725	725
3.434% Notes due 2026	197	196
1.652% Euro denominated notes due 2027	94	100
0.250% Euro denominated notes due 2027	850	914
1.00% Euro denominated notes due 2028 (b)	879	966
1.10% Notes due 2030	696	696
1.90% Euro denominated notes due 2030	118	127
0.550% Euro denominated notes due 2032	847	909
0.375% Euro denominated notes due 2033 (d)	565	—
3.55% Notes due 2042	664	664
2.00% Notes due 2050	296	296
1.00% Euro denominated notes due 2051 (d)	788	—
Non U.S. borrowings	243	372
Other	10	10
	<u>13,044</u>	<u>12,903</u>
Less: current portion of long-term debt	<u>(1,709)</u>	<u>(751)</u>
Total long-term debt	<u>11,335</u>	<u>12,152</u>
Total debt	<u><u>\$ 14,207</u></u>	<u><u>\$ 16,154</u></u>

- (a) Amounts are net of unamortized discounts, premiums and/or debt issuance costs as applicable.
- (b) December 31, 2021 and 2020 included a cumulative \$42 million and \$79 million adjustment to carrying value, respectively, related to hedge accounting of interest rate swaps.
- (c) In June 2021, the company repaid €600 million of 3.875% note that became due.

- (d) In September 2021, Linde issued €700 million of 0.000% notes due 2026, €500 million of 0.375% notes due 2033, and €700 million of 1.000% notes due 2051.
- (e) In November 2021, Linde repaid \$600 million of 2.45% notes that were due in 2022. There was no impact to interest within the consolidated statements of income.
- (f) In January 2022, Linde repaid €1.0 billion of 0.250% notes that became due in 2022.

Credit Facilities

On March 26, 2019 the company and certain of its subsidiaries entered into an unsecured revolving credit agreement (“the Credit Agreement”) with a syndicate of banking institutions, which became effective on March 29, 2019. The Credit Agreement provides for total commitments of \$5.0 billion, which may be increased up to \$6.5 billion, subject to receipt of additional commitments and satisfaction of customary conditions. There are no financial maintenance covenants contained within the Credit Agreement. The revolving credit facility expires on March 26, 2024 with the option to request two one-year extensions of the expiration date. No borrowings were outstanding under the Credit Agreement as of December 31, 2021.

Other Debt Information

As of December 31, 2021 and 2020, the weighted-average interest rate of short-term borrowings outstanding was 0.0% in both years.

Expected maturities of long-term debt are as follows:

<i>(Millions of dollars)</i>	
2022	\$ 1,709
2023	1,706
2024	988
2025	984
2026	1,735
Thereafter	5,922
	<u>\$ 13,044</u>

As of December 31, 2021, the amount of Linde’s assets pledged as collateral was immaterial.

See Note 13 for the fair value information related to debt.

NOTE 12. FINANCIAL INSTRUMENTS

In its normal operations, Linde is exposed to market risks relating to fluctuations in interest rates, foreign currency exchange rates, energy and commodity costs. The objective of financial risk management at Linde is to minimize the negative impact of such fluctuations on the company’s earnings and cash flows. To manage these risks, among other strategies, Linde routinely enters into various derivative financial instruments (“derivatives”) including interest-rate swap and treasury rate lock agreements, currency-swap agreements, forward contracts, currency options, and commodity-swap agreements. These instruments are not entered into for trading purposes and Linde only uses commonly traded and non-leveraged instruments.

There are three types of derivatives that the company enters into: (i) those relating to fair-value exposures, (ii) those relating to cash-flow exposures, and (iii) those relating to foreign currency net investment exposures. Fair-value exposures relate to recognized assets or liabilities, and firm commitments; cash-flow exposures relate to the variability of future cash flows associated with recognized assets or liabilities, or forecasted transactions; and net investment exposures relate to the impact of foreign currency exchange rate changes on the carrying value of net assets denominated in foreign currencies.

When a derivative is executed and hedge accounting is appropriate, it is designated as either a fair-value hedge, cash-flow hedge, or a net investment hedge. Currently, Linde designates all interest-rate and treasury-rate locks as hedges for accounting purposes; however, cross-currency contracts are generally not designated as hedges for accounting purposes. Certain currency contracts related to forecasted transactions are designated as hedges for accounting purposes. Whether designated as hedges for accounting purposes or not, all derivatives are linked to an appropriate underlying exposure. On

an ongoing basis, the company assesses the hedge effectiveness of all derivatives designated as hedges for accounting purposes to determine if they continue to be highly effective in offsetting changes in fair values or cash flows of the underlying hedged items. If it is determined that the hedge is not highly effective, through the use of a qualitative assessment, then hedge accounting will be discontinued prospectively.

Counterparties to Linde's derivatives are major banking institutions with credit ratings of investment grade or better. The company has Credit Support Annexes ("CSAs") in place for certain entities with their principal counterparties to minimize potential default risk and to mitigate counterparty risk. Under the CSAs, the fair values of derivatives for the purpose of interest rate and currency management are collateralized with cash on a regular basis. As of December 31, 2021, the impact of such collateral posting arrangements on the fair value of derivatives was insignificant. Management believes the risk of incurring losses on derivative contracts related to credit risk is remote and any losses would be immaterial.

The following table is a summary of the notional amount and fair value of derivatives outstanding at December 31, 2021 and 2020 for consolidated subsidiaries:

(Millions of dollars) December 31,	Notional Amounts		Fair Value			
			Assets (a)		Liabilities (a)	
	2021	2020	2021	2020	2021	2020
Derivatives Not Designated as Hedging						
Instruments:						
<i>Currency contracts:</i>						
Balance sheet items	\$ 4,427	\$ 6,470	\$ 22	\$ 72	\$ 17	\$ 48
Forecasted transactions	537	823	6	16	11	12
Cross-currency swaps	148	260	21	24	4	7
<i>Commodity contracts</i>	N/A	N/A	—	1	—	—
Total	\$ 5,112	\$ 7,553	\$ 49	\$ 113	\$ 32	\$ 67
Derivatives Designated as Hedging						
Instruments:						
<i>Currency contracts:</i>						
Balance sheet items	\$ —	\$ —	\$ —	\$ —	\$ —	\$ —
Forecasted transactions	758	355	14	20	3	14
<i>Commodity contracts</i>	N/A	N/A	49	3	—	—
Interest rate swaps	1,251	1,923	24	64	—	—
Total Hedges	\$ 2,009	\$ 2,278	\$ 87	\$ 87	\$ 3	\$ 14
Total Derivatives	\$ 7,121	\$ 9,831	\$ 136	\$ 200	\$ 35	\$ 81

- (a) December 31, 2021 and 2020 included current assets of \$101 million and \$110 million, which are recorded in prepaid and other current assets; long-term assets of \$35 million and \$90 million, which are recorded in other long-term assets; current liabilities of \$27 million and \$70 million, which are recorded in other current liabilities; and long-term liabilities of \$8 million and \$11 million, which are recorded in other long-term liabilities.

Balance Sheet Items

Foreign currency contracts related to balance sheet items consist of forward contracts entered into to manage the exposure to fluctuations in foreign-currency exchange rates on recorded balance sheet assets and liabilities denominated in currencies other than the functional currency of the related operating unit. Certain forward currency contracts are entered into to protect underlying monetary assets and liabilities denominated in foreign currencies from foreign exchange risk and are not designated as hedging instruments. For balance sheet items that are not designated as hedging instruments, the fair value adjustments on these contracts are offset by the fair value adjustments recorded on the underlying monetary assets and liabilities.

Forecasted Transactions

Foreign currency contracts related to forecasted transactions consist of forward contracts entered into to manage the exposure to fluctuations in foreign-currency exchange rates on (1) forecasted purchases of capital-related equipment and services, (2) forecasted sales, or (3) other forecasted cash flows denominated in currencies other than the functional

currency of the related operating units. For forecasted transactions that are designated as cash flow hedges, fair value adjustments are recorded to accumulated other comprehensive income ("AOCI") with deferred amounts reclassified to earnings over the same time period as the income statement impact of the associated purchase. For forecasted transactions that do not qualify for cash flow hedging relationships, fair value adjustments are recorded directly to earnings.

Cross-Currency Swaps

Cross-currency interest rate swaps are entered into to limit the foreign currency risk of future principal and interest cash flows associated with intercompany loans, and to a more limited extent bonds, denominated in non-functional currencies. The fair value adjustments on the cross-currency swaps are recorded to earnings, where they are offset by fair value adjustments on the underlying intercompany loan or bond.

Commodity Contracts

Commodity contracts are entered into to manage the exposure to fluctuations in commodity prices, which arise in the normal course of business from its procurement transactions. To reduce the extent of this risk, Linde enters into a limited number of electricity, natural gas, and propane gas derivatives. For forecasted transactions that are designated as cash flow hedges, fair value adjustments are recorded to accumulated other comprehensive income ("AOCI") with deferred amounts reclassified to earnings over the same time period as the income statement impact of the associated purchase.

Net Investment Hedges

As of December 31, 2021, Linde has €4.2 billion (\$4.8 billion) Euro-denominated notes and intercompany loans that are designated as hedges of the net investment positions in foreign operations. Since hedge inception, the deferred gain recorded within cumulative translation adjustment component of AOCI in the consolidated balance sheet and the consolidated statement of comprehensive income is \$140 million (deferred gain of \$140 million for the year ended December 31, 2021).

As of December 31, 2021, exchange rate movements relating to previously designated hedges that remain in AOCI is a loss of \$42 million. These movements will remain in AOCI, until appropriate, such as upon sale or liquidation of the related foreign operations at which time amounts will be reclassified to the consolidated statements of income.

Interest Rate Swaps

Linde uses interest rate swaps to hedge the exposure to changes in the fair value of financial assets and financial liabilities as a result of interest rate changes. These interest rate swaps effectively convert fixed-rate interest exposures to variable rates; fair value adjustments are recognized in earnings along with an equally offsetting charge/benefit to earnings for the changes in the fair value of the underlying financial asset or financial liability. The notional value of outstanding interest rate swaps of Linde with maturity dates from 2022 through 2028 was \$1,251 million at December 31, 2021 and \$1,923 million at December 31, 2020 (see Note 11 for further information).

Terminated Treasury Rate Locks

The unrecognized aggregated losses related to terminated treasury rate lock contracts on the underlying \$500 million 2.20% fixed-rate notes that mature in 2022 at December 31, 2021 and December 31, 2020 were immaterial in both periods. The unrecognized gains/(losses) for the treasury rate locks are shown in AOCI and are being recognized on a straight line basis to interest expense -- net over the term of the underlying debt agreements.

Derivatives Impact on Consolidated Statements of Income

The following table summarizes the impact of the company's derivatives on the consolidated statements of income:

<i>(Millions of dollars)</i> December 31,	Amount of Pre-Tax Gain (Loss) Recognized in Earnings *		
	2021	2020	2019
Derivatives Not Designated as Hedging Instruments			
Currency contracts:			
Balance sheet items:			
Debt-related	\$ 42	\$ (125)	\$ 253
Other balance sheet items	(5)	(40)	65
Total	\$ 38	\$ (165)	\$ 318

* The gains (losses) on balance sheet items are offset by gains (losses) recorded on the underlying hedged assets and liabilities. Accordingly, the gains (losses) for the derivatives and the underlying hedged assets and liabilities related to debt items are recorded in the consolidated statements of income as interest expense-net. Other balance sheet items and anticipated net income gains (losses) are recorded in the consolidated statements of income as other income (expenses)-net.

The amounts of gain or loss recognized in AOCI and reclassified to the consolidated statement of income was immaterial for the year ended December 31, 2021. Net losses expected to be reclassified to earnings during the next twelve months are also not material.

NOTE 13. FAIR VALUE DISCLOSURES

The fair value hierarchy prioritizes the inputs to valuation techniques used to measure fair value into three broad levels as follows:

- Level 1 – quoted prices in active markets for identical assets or liabilities
- Level 2 – quoted prices for similar assets and liabilities in active markets or inputs that are observable
- Level 3 – inputs that are unobservable (for example cash flow modeling inputs based on assumptions)

Assets and Liabilities Measured at Fair Value on a Recurring Basis

The following table summarizes assets and liabilities measured at fair value on a recurring basis at December 31, 2021 and 2020:

(Millions of dollars)	Fair Value Measurements Using					
	Level 1		Level 2		Level 3	
	2021	2020	2021	2020	2021	2020
Assets						
Derivative assets	\$ —	\$ —	\$ 136	\$ 200	\$ —	\$ —
Investments and securities *	42	21	—	—	20	47
Total	<u>\$ 42</u>	<u>\$ 21</u>	<u>\$ 136</u>	<u>\$ 200</u>	<u>\$ 20</u>	<u>\$ 47</u>
Liabilities						
Derivative liabilities	\$ —	\$ —	\$ 35	\$ 81	\$ —	\$ —

* Investments and securities are recorded in prepaid and other current assets and other long-term assets in the company's consolidated balance sheets.

Level 1 investments and securities are marketable securities traded on an exchange. Level 2 investments are based on market prices obtained from independent brokers or determined using quantitative models that use as their basis readily observable market parameters that are actively quoted and can be validated through external sources, including third-party pricing services, brokers and market transactions. Level 3 investments and securities consist of a venture fund. For the valuation, Linde uses the net asset value received as part of the fund's quarterly reporting, which for the most part is not based on quoted prices in active markets. In order to reflect current market conditions, Linde proportionally adjusts these by observable market data (stock exchange prices) or current transaction prices.

Changes in level 3 investments and securities were immaterial.

The fair value of cash and cash equivalents, short-term debt, accounts receivable-net, and accounts payable approximate carrying value because of the short-term maturities of these instruments.

The fair value of long-term debt is estimated based on the quoted market prices for the same or similar issues. Long-term debt is categorized within either Level 1 or Level 2 of the fair value hierarchy depending on the trading volume of the issues and whether or not they are actively quoted in the market as opposed to traded through over-the-counter transactions. At December 31, 2021, the estimated fair value of Linde's long-term debt portfolio was \$13.219 million versus a carrying value of \$13,044 million. At December 31, 2020 the estimated fair value of Linde's long-term debt portfolio was \$13,611 million versus a carrying value of \$12,903 million. Differences between the carrying value and the fair value are attributable to fluctuations in interest rates subsequent to when the debt was issued and relative to stated coupon rates.

NOTE 14. EQUITY AND NONCONTROLLING INTERESTS

Linde plc Shareholders' Equity

At December 31, 2021 and 2020, Linde has total authorized share capital of €1,825,000 divided into 1,750,000,000 ordinary shares of €0.001 each, 25,000 A ordinary shares of €1.00 each, 25,000 deferred shares of €1.00 each and 25,000,000 preferred shares of €0.001 each.

At December 31, 2021 there were 552,012,862 and 508,680,879 of Linde plc ordinary shares issued and outstanding, respectively. At December 31, 2021 there were no shares of A ordinary shares, deferred shares or preferred shares issued or outstanding.

At December 31, 2020 there were 552,012,862 and 523,294,529 of Linde plc ordinary shares issued and outstanding, respectively. At December 31, 2020, there were no shares of A ordinary shares, deferred shares or preferred shares issued or outstanding.

Linde's Board of Directors may from time to time authorize the issuance of one or more series of preferred stock and, in connection with the creation of such series, determine the characteristics of each such series including, without limitation, the preference and relative, participating, optional or other special rights, and the qualifications, limitations or restrictions of the series.

Other Linde plc Ordinary Share and Treasury Share Transactions

Linde may issue new ordinary shares for dividend reinvestment and stock purchase plans and employee savings and incentive plans. The number of new Linde ordinary shares issued from the merger date through December 31, 2019 was 958,293 shares. No new ordinary shares were issued in 2020 or 2021.

On December 10, 2018 the Linde board of directors approved the repurchase of \$1.0 billion of its ordinary shares under which Linde had repurchased 6,385,887 shares through December 31, 2019 (4,068,642 shares were repurchased through December 31, 2018). Linde completed the repurchases under this program in the first quarter of 2019.

On January 22, 2019 the company's board of directors approved the additional repurchase of \$6.0 billion of its ordinary shares under which Linde had repurchased 24,847,354 shares through December 31, 2021 (24,310,534 shares were repurchased through December 31, 2020). This program expired on February 1, 2021.

On January 25, 2021 the company's board of directors approved the additional repurchase of \$5.0 billion of its ordinary shares under which Linde had repurchased 15,103,335 shares through December 31, 2021. This program is set to expire on July 31, 2023.

On February 28, 2022 the Linde board of directors authorized a new share repurchase program for up to \$10.0 billion of its ordinary shares expiring on July 31, 2024.

Noncontrolling Interests

Noncontrolling interest ownership changes are presented within the consolidated statements of equity. The decrease during 2021 is primarily related to the deconsolidation of a joint venture with operations in APAC (see Note 2).

The decrease during 2020 primarily relates to the initiated buyout of minority interests in the Republic of South Africa. As of December 31, 2020, the conditions of the buyout were met obligating the company to execute in January 2021. Therefore, the company reclassified \$196 million from non-controlling interest to other current liabilities reflecting the transaction price. An additional \$35 million of dividends declared to the minority owners, reflected on the Dividends and other capital reductions line, was also reclassified to other current liabilities at December 31, 2020 and was paid in January 2021.

The \$2,921 million decrease during 2019 was primarily driven by the completion of the cash merger squeeze-out of the 8% of Linde AG shares which were not tendered in the Exchange Offer related to the merger.

Redeemable Noncontrolling Interests

Noncontrolling interests with redemption features, such as put/sell options, that are not solely within the company's control ("redeemable noncontrolling interests") are reported separately in the consolidated balance sheets at the greater of carrying value or redemption value. For redeemable noncontrolling interests that are not yet exercisable, Linde calculates the redemption value by accreting the carrying value to the redemption value over the period until exercisable. If the redemption value is greater than the carrying value, any increase is adjusted directly to retained earnings and does not impact net income. At December 31, 2021 and 2020, the redeemable noncontrolling interest balance includes an industrial gas business in EMEA where the noncontrolling shareholders have put options.

NOTE 15. SHARE-BASED COMPENSATION

Share-based compensation expense was \$128 million in 2021 (\$133 million and \$95 million in 2020 and 2019, respectively). The related income tax benefit recognized was \$64 million in 2021 (\$79 million and \$42 million in 2020 and 2019, respectively). The expense was primarily recorded in selling, general and administrative expenses and no share-based compensation expense was capitalized.

Summary of Plans

The 2021 Linde plc Long Term Incentive Plan (the "2021 Plan") was adopted by the Board of Directors and shareholders of Linde plc on July 26, 2021. Upon adoption of the 2021 Plan, any authorized shares that remained available for grant for new awards under the Amended and Restated 2009 Linde Long Term Incentive Plan (the "2009 Plan") were cancelled. The 2021 Plan permits awards of stock options, stock appreciation rights, restricted stock and restricted stock units, performance-based stock units and other equity awards to eligible officer and non-officer employees and non-employee directors of the company and its affiliates. As of December 31, 2021, 8,995,710 shares remained available for equity grants under the 2021 Plan, of which 2,995,710 shares may be granted as awards other than options or stock appreciation rights.

Exercise prices for options granted under the 2021 Plan may not be less than the closing market price of the company's ordinary shares on the date of grant and granted options may not be re-priced or exchanged without shareholder approval. Options granted under the 2021 Plan subject only to time vesting requirements may become partially exercisable after a minimum of one year after the date of grant but may not become fully exercisable until at least three years have elapsed from the date of grant, and all options have a maximum duration of ten years.

In connection with the business combination, on October 31, 2018 the company's Board of Directors adopted the Long Term Incentive Plan 2018 of Linde plc ("the LTIP 2018"), the purpose of which was to replace certain outstanding Linde AG equity based awards that were terminated. Under the LTIP 2018, the aggregate number of shares available for replacement option rights and replacement restricted share units was set at 473,128. As of December 31, 2021, 285,113 shares remained available for grant, and since the company was obligated to make these replacement awards only in 2019, no further grants will be made under this plan.

Exercise prices for the replacement option rights that were granted in 2019 under the LTIP 2018 were equal to EUR 1.67 (\$1.92 as converted at an exchange rate from the time the exchange offer was completed as the option rights are exercisable in U.S. dollars on the NYSE) as prescribed in the business combination agreement. Each replacement option right granted under the LTIP 2018 is subject to vesting based on continued service until the end of the four-year waiting period applicable to the relevant Linde AG award that had been granted before the business combination. After vesting, each option right will be exercisable for one year.

In order to satisfy option exercises and other equity grants, the company may issue authorized but previously unissued shares or it may issue treasury shares.

Stock Option Fair Value

The company utilizes the Black-Scholes Options-Pricing Model to determine the fair value of stock options consistent with that used in prior years. Management is required to make certain assumptions with respect to selected model inputs, including anticipated changes in the underlying stock price (i.e., expected volatility) and option exercise activity (i.e., expected life). Expected volatility is based on the historical volatility of the company's stock over the most recent period commensurate with the estimated expected life of the company's stock options and other factors. The expected life of options granted, which represents the period of time that the options are expected to be outstanding, is based primarily on historical exercise experience. The expected dividend yield is based on the company's most recent history and expectation of dividend payouts. The risk-free rate is based on the U.S. Treasury yield curve in effect at the time of grant for a period commensurate with the estimated expected life. If factors change and result in different assumptions in future periods, the stock option expense that the company records for future grants may differ significantly from what the company has recorded in the current period.

The weighted-average fair value of options granted during 2021 was \$37.80 (\$17.37 in 2020 and \$23.38 in 2019) based on the Black-Scholes Options-Pricing model. The increase in grant date fair value year-over-year is primarily attributable to the increase in the stock price. The weighted-average fair value of replacement option rights granted in 2019 was \$160.08 based on intrinsic value method.

The following weighted-average assumptions were used to value the grants in 2021, 2020 and 2019:

<u>Year Ended December 31,</u>	<u>2021</u>	<u>2020</u>	<u>2019</u>
Dividend yield	1.7%	2.2%	2.0%
Volatility	18.4%	15.8%	14.3%
Risk-free interest rate	1.10%	0.60%	2.38%
Expected term years	6	6	6

The following table summarizes option activity under the plans as of December 31, 2021 and changes during the period then ended (averages are calculated on a weighted basis; life in years; intrinsic value expressed in millions):

<u>Activity</u>	<u>Number of Options (000's)</u>	<u>Average Exercise Price</u>	<u>Average Remaining Life</u>	<u>Aggregate Intrinsic Value</u>
Outstanding at January 1, 2021	8,067	\$ 136.05		
Granted	831	253.68		
Exercised	(1,672)	121.40		
Cancelled or expired	(60)	207.35		
Outstanding at December 31, 2021	<u>7,166</u>	\$ 152.56	6.0	\$ 1,389
Exercisable at December 31, 2021	<u>5,297</u>	\$ 132.84	5.0	\$ 1,131

The aggregate intrinsic value represents the difference between the company's closing stock price of \$346.43 as of December 31, 2021 and the exercise price multiplied by the number of in the money options outstanding as of that date. The total intrinsic value of stock options exercised during 2021 was \$294 million (\$264 million and \$219 million in 2020 and 2019, respectively).

Cash received from option exercises under all share-based payment arrangements for 2021 was \$50 million (\$36 million and \$64 million in 2020 and 2019, respectively). The cash tax benefit realized from share-based compensation totaled \$64 million for 2021 (\$70 million and \$56 million cash tax benefit in 2020 and 2019, respectively).

As of December 31, 2021, \$17 million of unrecognized compensation cost related to non-vested stock options is expected to be recognized over a weighted-average period of approximately 1 year.

Performance-Based and Restricted Stock Awards

In 2021, the company granted 187,830 performance-based stock awards under the 2009 Plan to senior management that vest, subject to the attainment of pre-established minimum performance criteria, principally on the third anniversary of their date of grant. These awards are tied to either after tax return on capital ("ROC") performance or relative total shareholder return ("TSR") performance versus that of the S&P 500 (weighted 67%) and Eurofirst 300 (weighted 33%). The actual number of shares issued in settlement of a vested award can range from zero to 200 percent of the target number of shares granted based upon the company's attainment of specified performance targets at the end of a three-year period. Compensation expense related to these awards is recognized over the three-year performance period based on the fair value of the closing market price of the company's ordinary shares on the date of the grant and the estimated performance that will be achieved. Compensation expense for ROC awards will be adjusted during the three-year performance period based upon the estimated performance levels that will be achieved. TSR awards are measured at their grant date fair value and not subsequently re-measured.

The weighted-average fair value of ROC performance-based stock awards granted in 2021 was \$241.10 (\$161.56 in 2020 and \$168.47 in 2019). These fair values are based on the closing market price of Linde's ordinary shares on the grant date adjusted for dividends that will not be paid during the vesting period.

The weighted-average fair value of performance-based stock tied to relative TSR performance granted in 2021 was \$301.04 (\$198.61 in 2020 and \$215.85 in 2019) and was estimated using a Monte Carlo simulation performed as of the grant date.

There were 175,597 restricted stock units granted to employees by Linde during 2021. The weighted-average fair value of restricted stock units granted during 2021 was \$242.60 (\$174.95 in 2020 and \$165.04 in 2019). These fair values are based on the closing market price of Linde's ordinary shares on the grant date adjusted for dividends that will not be paid during the vesting period. Compensation expense related to the restricted stock units is recognized over the vesting period.

The following table summarizes non-vested performance-based and restricted stock award activity as of December 31, 2021 and changes during the period then ended (shares based on target amounts, averages are calculated on a weighted basis):

	Performance-Based		Restricted Stock	
	Number of Shares (000's)	Average Grant Date Fair Value	Number of Shares (000's)	Average Grant Date Fair Value
Non-vested at January 1, 2021	437	\$ 179.76	688	\$ 148.56
Granted	188	262.56	176	242.60
Vested	—	—	(213)	147.84
Cancelled and Forfeited	(15)	221.70	(15)	206.65
Non-vested at December 31, 2021	610	\$ 204.39	636	\$ 172.90

There are approximately 14 thousand performance-based shares and 15 thousand restricted stock shares that are non-vested at December 31, 2021 which will be settled in cash due to foreign regulatory limitations. The liability related to these grants reflects the current estimate of performance that will be achieved and the current share price.

As of December 31, 2021, \$47 million of unrecognized compensation cost related to performance-based awards and \$31 million of unrecognized compensation cost related to the restricted stock awards is expected to be recognized primarily through the first quarter of 2024.

NOTE 16. RETIREMENT PROGRAMS

Defined Benefit Pension Plans – U.S.

The Linde retirement plans are non-contributory defined benefit plans covering eligible employees and its participating affiliates. Effective July 1, 2002, the Linde U.S. Pension Plan was amended to give participating employees a one-time irrevocable choice between a traditional benefit (the “Traditional Design”) and an account-based benefit (the “Account-Based Design”). The Traditional Design pays a monthly benefit based on years of service and average pay during the last years of the participant’s career with Linde. The Account-Based Design gives participants annual pay credits equal to 4% of eligible compensation, plus interest credits based on long-term treasury rates on the accumulated account balance. This new formula applies to all new employees hired after April 30, 2002 into businesses adopting this plan. The U.S. pension plan assets are comprised of a diversified mix of investments, including corporate equities, government securities and corporate debt securities. Linde has several plans that provide supplementary retirement benefits primarily to higher level employees that are unfunded and are nonqualified for federal tax purposes. Pension coverage for employees of certain of Linde’s non-U.S. subsidiaries generally is provided by those companies through separate plans. Obligations under such plans are primarily provided for through diversified investment portfolios, with some smaller plans provided for under insurance policies or by book reserves.

Defined Benefit Pension Plans – Non-U.S.

Linde has Non-U.S., defined benefit commitments primarily in Germany and the U.K that include pension plan assets comprised of a diversified mix of investments. The defined benefit commitments in Germany relate to old age pensions, invalidity pensions and surviving dependents pensions. These commitments also take into account vested rights for periods of service prior to January 1, 2002 based on earlier final-salary pension plan rules. In addition, there are direct commitments in respect of the salary conversion scheme for the form of cash balance plans. The resulting pension payments are calculated on the basis of an interest guarantee and the performance of the corresponding investment. There are no minimum funding requirements. The pension obligations in Germany are partly funded by a Contractual Trust Agreement (CTA). Defined benefit commitments in the U.K. prior to July 1, 2003 are earnings-related and dependent on the period of service. Such commitments relate to old age pensions, invalidity pensions and surviving dependents pensions. Beginning in April 1, 2011, the amount of future increases in inflation-linked pensions and of increases in pensionable emoluments was restricted.

Multi-employer Pension Plans

In the United States Linde participates in eight multi-employer defined benefit pension plans (“MEPs”), pursuant to the terms of collective bargaining agreements, that cover approximately 200 union-represented employees. The collective

bargaining agreements expire on different dates through 2026. In connection with such agreements, the company is required to make periodic contributions to the MEPs in accordance with the terms of the respective collective bargaining agreements. Linde's participation in these plans is not material either at the plan level or in the aggregate. For all MEPs, Linde's contributions were significantly less than 1% of the total contributions to each plan for 2020 and 2019. Total 2021 contributions were not yet available from the MEPs.

Linde has obtained the most recently available Pension Protection Act ("PPA") annual funding notices from the Trustees of the MEPs. As of December 31, 2021, there were four Red Zone plans, deemed to be in "critical" or "critical and declining" status that have implemented financial improvement or rehabilitation plans. Linde does not currently anticipate significant future obligations due to the funding status of these plans and such obligation would be immaterial. If Linde determined it was probable that it would withdraw from an MEP, the company would record a liability for its portion of the MEP's unfunded pension obligations, as calculated at that time. Historically, such withdrawal payments have not been significant.

Defined Contribution Plans

Linde's U.S. employees are eligible to participate in defined contribution savings plans offered by their applicable business. Employee contribution percentages vary by plan and are subject to the maximum allowable by IRS regulations. The cost for these defined contribution plans was \$51 million in 2021, \$46 million in 2020 and \$47 million in 2019 (these costs are not included in the tables that follow).

The defined contribution plans include a non-leveraged employee stock ownership plan ("ESOP") which covers all employees participating in this plan. The collective number of shares of Linde ordinary shares in the ESOP totaled 1,761,608 at December 31, 2021.

Certain non-U.S. subsidiaries of the company also sponsor defined contribution plans where contributions are determined under various formulas. The expense for these plans was \$101 million in 2021, \$106 million in 2020 and \$95 million in 2019 (these expenses are not included in the tables that follow).

Postretirement Benefits Other Than Pensions (OPEB)

Linde provides health care and life insurance benefits to certain eligible retired employees. These benefits are provided through various insurance companies and healthcare providers. The company does not currently fund its postretirement benefits obligations. Linde's retiree plans may be changed or terminated by Linde at any time for any reason with no liability to current or future retirees.

Linde uses a measurement date of December 31 for its pension and other post-retirement benefit plans.

Pension and Postretirement Benefit Costs

The components of net pension and postretirement benefits other than pension ("OPEB") costs for 2021, 2020 and 2019 are shown in the table below:

<i>(Millions of dollars)</i> Year Ended December 31,	Pensions			OPEB		
	2021	2020	2019	2021	2020	2019
Amount recognized in Operating Profit						
Service cost	\$ 155	\$ 150	\$ 142	\$ 2	\$ 2	\$ 2
Amount recognized in Net pension and OPEB cost (benefit), excluding service cost						
Interest cost	151	208	261	3	5	7
Expected return on plan assets	(521)	(482)	(462)	—	—	—
Net amortization and deferral	176	90	61	(5)	(4)	(4)
Curtailment and termination benefits (a)	—	—	8	—	—	—
Settlement charges (b)	4	6	97	—	—	—
	<u>\$ (190)</u>	<u>\$ (178)</u>	<u>\$ (35)</u>	<u>\$ (2)</u>	<u>\$ 1</u>	<u>\$ 3</u>
Net periodic benefit cost (benefit)	<u>\$ (35)</u>	<u>\$ (28)</u>	<u>\$ 107</u>	<u>\$ —</u>	<u>\$ 3</u>	<u>\$ 5</u>

- (a) In 2019, Linde recorded curtailment gains of \$9 million and a charge of \$17 million for termination benefits, primarily in connection with a defined benefit pension plan freeze.
- (b) Linde recorded a pension settlement charge of \$4 million and \$6 million during the third quarter of 2021 and 2020, respectively. Settlement charges were triggered by lump sum benefit payments made from a U.S. non-qualified plan.

In the first quarter of 2019, benefits of \$91 million were paid related to the settlement of a U.S. non-qualified plan. Such benefits were triggered by a change in control provision and resulted in a settlement charge of \$51 million. In the third and fourth quarters of 2019, Linde recorded pension settlement charges of \$40 million and \$6 million, respectively, related to lump sum payments made from a U.S. qualified plan. These payments were triggered by merger-related divestitures.

Funded Status

Changes in the benefit obligation and plan assets for Linde's pension and OPEB programs, including reconciliation of the funded status of the plans to amounts recorded in the consolidated balance sheet, as of December 31, 2021 and 2020 are shown below:

(Millions of dollars)

Year Ended December 31,

Change in Benefit Obligation ("PBO")

	Pensions				OPEB	
	2021		2020		2021	2020
	U.S.	Non-U.S.	U.S.	Non-U.S.		
Benefit obligation, January 1	\$ 2,746	\$ 9,987	\$ 2,552	\$ 8,689	\$ 172	\$ 192
Service cost	37	118	37	113	2	2
Interest cost	46	105	68	140	3	5
Divestitures	—	(13)	—	—	—	—
Participant contributions	—	19	—	18	11	11
Plan amendment	—	—	—	7	—	(13)
Actuarial loss (gain)	(94)	(209)	250	893	(8)	(2)
Benefits paid	(145)	(331)	(152)	(320)	(23)	(22)
Plan settlement	(7)	(13)	(9)	(14)	—	—
Plan curtailment	—	—	—	(1)	—	—
Foreign currency translation and other changes	—	(286)	—	462	—	(1)
Benefit obligation, December 31	<u>\$ 2,583</u>	<u>\$ 9,377</u>	<u>\$ 2,746</u>	<u>\$ 9,987</u>	<u>\$ 157</u>	<u>\$ 172</u>
Accumulated benefit obligation ("ABO")	<u>\$ 2,503</u>	<u>\$ 9,278</u>	<u>\$ 2,646</u>	<u>\$ 9,830</u>		

Change in Plan Assets

Fair value of plan assets, January 1	\$ 2,310	\$ 7,653	\$ 2,048	\$ 6,888	\$ —	\$ —
Actual return on plan assets	281	728	386	641	—	—
Company contributions	—	42	25	66	—	—
Participant contributions	—	19	—	18	—	—
Benefits paid from plan assets	(143)	(272)	(149)	(267)	—	—
Divestitures	—	(14)	—	—	—	—
Foreign currency translation and other changes	—	(188)	—	307	—	—
Fair value of plan assets, December 31	<u>\$ 2,448</u>	<u>\$ 7,968</u>	<u>\$ 2,310</u>	<u>\$ 7,653</u>	<u>\$ —</u>	<u>\$ —</u>

Funded Status, End of Year

<u>\$ (135)</u>	<u>\$ (1,409)</u>	<u>\$ (436)</u>	<u>\$ (2,334)</u>	<u>\$ (157)</u>	<u>\$ (172)</u>
-----------------	-------------------	-----------------	-------------------	-----------------	-----------------

Recorded in the Balance Sheet (Note 7)

Other long-term assets	\$ 15	\$ 124	\$ 2	\$ 53	\$ —	\$ —
Other current liabilities	(12)	(12)	(9)	(13)	(14)	(12)
Other long-term liabilities	(138)	(1,521)	(429)	(2,374)	(143)	(160)
Net amount recognized, December 31	<u>\$ (135)</u>	<u>\$ (1,409)</u>	<u>\$ (436)</u>	<u>\$ (2,334)</u>	<u>\$ (157)</u>	<u>\$ (172)</u>

Amounts recognized in accumulated other comprehensive income (loss) consist of:

Net actuarial loss (gain)	\$ 383	\$ 1,075	\$ 687	\$ 1,766	\$ (16)	\$ (11)
Prior service cost (credit)	—	6	—	9	(13)	(15)
Deferred tax benefit (Note 7)	(96)	(217)	(182)	(383)	8	5
Amount recognized in accumulated other comprehensive income (loss) (Note 7)	<u>\$ 287</u>	<u>\$ 864</u>	<u>\$ 505</u>	<u>\$ 1,392</u>	<u>\$ (21)</u>	<u>\$ (21)</u>

Comparative funded status information as of December 31, 2021 and 2020 for select non-U.S. pension plans is presented in the table below as the benefit obligations of these plans are considered to be significant relative to the total benefit obligation:

	United Kingdom	Germany	Other Non-U.S.	Total Non-U.S.
(Millions of dollars)	2021	2021	2021	2021
Benefit obligation, December 31	\$ 5,879	\$ 2,240	\$ 1,258	\$ 9,377
Fair value of plan assets, December 31	5,577	1,359	1,032	7,968
Funded Status, End of Year	\$ (302)	\$ (881)	\$ (226)	\$ (1,409)

	United Kingdom	Germany	Other Non-U.S.	Total Non-U.S.
(Millions of dollars)	2020	2020	2020	2020
Benefit obligation, December 31	\$ 6,012	\$ 2,582	\$ 1,393	\$ 9,987
Fair value of plan assets, December 31	5,355	1,258	1,040	7,653
Funded Status, End of Year	\$ (657)	\$ (1,324)	\$ (353)	\$ (2,334)

The changes in plan assets and benefit obligations recognized in other comprehensive income in 2021 and 2020 are as follows:

	Pensions		OPEB	
(Millions of dollars)	2021	2020	2021	2020
Current year net actuarial losses (gains)*	\$ (779)	\$ 598	\$ (8)	\$ (2)
Amortization of net actuarial gains (losses)	(173)	(89)	3	2
Plan amendment	—	7	—	(13)
Amortization of prior service credits (costs)	(3)	(1)	2	2
Pension settlements	(4)	(6)	—	—
Curtailments	—	(1)	—	—
Foreign currency translation and other changes	(39)	87	—	(1)
Total recognized in other comprehensive income	\$ (998)	\$ 595	\$ (3)	\$ (12)

* Pension net actuarial gains in 2021 are largely driven by an increase in the actual return on assets during the year and favorability generated from a lower PBO due to an increase in discount rates. In 2020, the low discount rate environment resulted in actuarial losses from a higher PBO and outweighed favorable plan asset experience for both the non-U.S. and U.S. plans.

The following table provides information for pension plans where the accumulated benefit obligation exceeds the fair value of plan assets:

	Pensions			
(Millions of dollars)	2021		2020	
Year Ended December 31,	U.S.	Non-U.S.	U.S.	Non-U.S.
Accumulated benefit obligation ("ABO")	\$ 2,387	\$ 8,404	\$ 2,518	\$ 8,694
Fair value of plan assets	\$ 2,317	\$ 6,947	\$ 2,180	\$ 6,254

The following table provides information for pension plans where the projected benefit obligation exceeds the fair value of plan assets:

(Millions of dollars) Year Ended December 31,	Pensions			
	2021		2020	
	U.S.	Non-U.S.	U.S.	Non-U.S.
Projected benefit obligation ("PBO")	\$ 2,467	\$ 8,499	\$ 2,618	\$ 8,845
Fair value of plan assets	\$ 2,317	\$ 6,964	\$ 2,180	\$ 6,282

Assumptions

The assumptions used to determine benefit obligations are as of the respective balance sheet dates and the assumptions used to determine net benefit cost are as of the previous year-end, as shown below:

	Pensions				OPEB	
	U.S.		Non-U.S.			
	2021	2020	2021	2020	2021	2020
<i>Weighted average assumptions used to determine benefit obligations at December 31.</i>						
Discount rate	2.78%	2.40%	1.82%	1.36%	2.85%	2.39%
Interest crediting rate	2.06%	1.57%	1.03%	1.01%	N/A	N/A
Rate of increase in compensation levels	3.25%	3.25%	2.55%	2.55%	N/A	N/A
<i>Weighted average assumptions used to determine net periodic benefit cost for years ended December 31.</i>						
Discount rate	2.40%	3.20%	1.36%	1.91%	2.39%	3.19%
Interest crediting rate	1.57%	2.19%	1.01%	1.08%	N/A	N/A
Rate of increase in compensation levels	3.25%	3.25%	2.55%	2.46%	N/A	N/A
Expected long-term rate of return on plan assets (1)	7.00%	7.00%	5.28%	5.31%	N/A	N/A

- (1) The expected long term rate of return on the U.S. and non-U.S. plan assets is estimated based on the plans' investment strategy and asset allocation, historical capital market performance and, to a lesser extent, historical plan performance. For the U.S. plans, the expected rate of return of 7.00% was derived based on the target asset allocation of 40%-60% equity securities (approximately 7.7% expected return), 30%-50% fixed income securities (approximately 5.4% expected return) and 5%-15% alternative investments (approximately 6.3% expected return). For the non-U.S. plans, the expected rate of return was derived based on the weighted average target asset allocation of 15%-25% equity securities (approximately 6.4% expected return), 30%-50% fixed income securities (approximately 5.2% expected return), and 30%-50% alternative investments (approximately 5% expected return). For the U.S. plan assets, the actual annualized total return for the most recent 10-year period ended December 31, 2021 was approximately 10.8%. For the non-U.S. plan assets, the actual annualized total return for the same period was approximately 9.0%. Changes to plan asset allocations and investment strategy over this time period limit the value of historical plan performance as a factor in estimating the expected long term rate of return. For 2022, the expected long-term rate of return on plan assets will be 7.00% for the U.S. plans. For 2022, the expected weighted average long-term rate of return for non-U.S. plans will be 5.54%.

<i>Assumed healthcare cost trend rates</i>	OPEB	
	2021	2020
Healthcare cost trend assumed	7.00%	6.50%
Rate to which the cost trend rate is assumed to decline (the ultimate trend rate)	5.00%	5.00%
Year that the rate reaches the ultimate trend rate	2030	2027

Pension Plan Assets

The investments of the U.S. pension plan are managed to meet the future expected benefit liabilities of the plan over the long term by investing in diversified portfolios consistent with prudent diversification and historical and expected capital market returns. Investment strategies are reviewed by management and investment performance is tracked against appropriate benchmarks. There are no concentrations of risk as it relates to the assets within the plans. The non-U.S. pension plans are managed individually based on diversified investment portfolios, with different target asset allocations that vary for each plan. Weighted-average asset allocations at December 31, 2021 and 2020 for Linde's U.S. and non-U.S. pension plans, as well as respective asset allocation ranges by major asset category, are generally as follows:

Asset Category	U.S.				Non-U.S.			
	Target 2021	Target 2020	2021	2020	Target 2021	Target 2020	2021	2020
Equity securities	40% ^o -60%	40% ^o -60%	66% ^o	66% ^o	15% ^o -25% ^o	15% ^o -25% ^o	27%	27%
Fixed income securities	30% ^o -50%	30% ^o -50%	25% ^o	27% ^o	30% ^o -50% ^o	30% ^o -50% ^o	35%	34%
Other	5% ^o -15%	5% ^o -15%	9% ^o	7% ^o	30% ^o -50% ^o	30% ^o -50% ^o	38%	39%

The following table summarizes pension assets measured at fair value by asset category at December 31, 2021 and 2020. For the twelve months ended December 31, 2021, transfers of assets were not material. For the twelve months ended December 31, 2020, transfers of assets of \$15 million into Level 3 include insurance contract and real estate investments of \$11 million and \$4 million, respectively, which were reclassified as there is no active market quotation available. See Note 13 for the definition of levels within the fair value hierarchy:

	Fair Value Measurements Using							
	Level 1		Level 2		Level 3 **		Total	
(Millions of dollars)	2021	2020	2021	2020	2021	2020	2021	2020
Cash and cash equivalents	\$ 259	\$ 524	\$ —	\$ —	\$ —	\$ —	\$ 259	\$ 524
Equity securities:								
Global equities	1,633	1,974	-	—	—	—	1,633	1,974
Mutual funds	314	324	—	-	—	-	314	324
Fixed income securities:								
Government bonds	-	—	1,624	1,545	-	—	1,624	1,545
Emerging market debt	—	-	509	520	—	-	509	520
Mutual funds	121	123	12	12	-	—	133	135
Corporate bonds	-	—	647	573	-	—	647	573
Bank loans	-	—	253	242	—	—	253	242
Alternative investments:								
Real estate funds	—	-	—	-	360	335	360	335
Private debt	—	-	—	-	1,368	1,120	1,368	1,120
Insurance contracts	—	—	-	-	12	11	12	11
Liquid alternative	—	-	1,193	1,083	—	—	1,193	1,083
Other investments	1	—	58	60	—	—	59	60
Total plan assets at fair value, December 31,	<u>\$ 2,328</u>	<u>\$ 2,945</u>	<u>\$ 4,296</u>	<u>\$ 4,035</u>	<u>\$ 1,740</u>	<u>\$ 1,466</u>	<u>\$ 8,364</u>	<u>\$ 8,446</u>
Pooled funds *							<u>2,052</u>	<u>1,517</u>
Total fair value plan assets December 31,							<u>\$10,416</u>	<u>\$ 9,963</u>

* Pooled funds are measured using the net asset value ("NAV") as a practical expedient for fair value as permissible under the accounting standard for fair value measurements and have not been categorized in the fair value hierarchy.

** The following table summarizes changes in fair value of the pension plan assets classified as level 3 for the periods ended December 31, 2021 and 2020:

<i>(Millions of dollars)</i>	Insurance Contracts	Real Estate Funds	Private Debt	Total
Balance, December 31, 2019	\$ —	\$ 316	\$ 1003	\$ 1319
Gain/(Loss) for the period	—	(10)	4	(6)
Purchases	—	21	137	158
Sales	—	(10)	(69)	(79)
Transfer into/ (out of) Level 3	11	4	.	15
Foreign currency translation	—	14	45	59
Balance, December 31, 2020	11	335	1,120	1,466
Gain/(Loss) for the period	1	27	28	56
Purchases	—	13	289	302
Sales	—	(4)	(42)	(46)
Transfer into / (out of) Level 3	1	(1)		—
Foreign currency translation	(1)	(10)	(27)	(38)
Balance, December 31, 2021	\$ 12	\$ 360	\$ 1,368	\$ 1,740

The descriptions and fair value methodologies for the company's pension plan assets are as follows:

Cash and Cash Equivalents – This category includes cash and short-term interest bearing investments with maturities of three months or less. Investments are valued at cost plus accrued interest. Cash and cash equivalents are classified within level 1 of the valuation hierarchy.

Equity Securities – This category is comprised of shares of common stock in U.S. and non-U.S. companies from a diverse set of industries and size. Common stock is valued at the closing market price reported on a U.S. or non-U.S. exchange where the security is actively traded. Equity securities are classified within level 1 of the valuation hierarchy.

Mutual Funds – These categories consist of publicly and privately managed funds that invest primarily in marketable equity and fixed income securities. The fair value of these investments is determined by reference to the net asset value of the underlying securities of the fund. Shares of publicly traded mutual funds are valued at the net asset value quoted on the exchange where the fund is traded and are primarily classified as level 1 within the valuation hierarchy.

Emerging Market Debt – This category includes fixed income debt issued by countries with developing economies as well as by corporations within those nations. They typically have higher yields but lower credit ratings relative to developed country corporate and government bonds. The fair values for these investments are classified as level 2 within the valuation hierarchy.

U.S. and Non-U.S. Government Bonds – This category includes U.S. treasuries, U.S. federal agency obligations and non-U.S. government debt. The majority of these investments do not have quoted market prices available for a specific government security and so the fair value is determined using quoted prices of similar securities in active markets and is classified as level 2 within the valuation hierarchy.

Corporate Bonds – This category is comprised of corporate bonds of U.S. and non-U.S. companies from a diverse set of industries and size. The fair values for U.S. and non-U.S. corporate bonds are determined using quoted prices of similar securities in active markets and observable data or broker or dealer quotations. The fair values for these investments are classified as level 2 within the valuation hierarchy.

Pooled Funds – Pooled fund NAVs are provided by the trustee and are determined by reference to the fair value of the underlying securities of the trust, less its liabilities, which are valued primarily through the use of directly or indirectly observable inputs. Depending on the pooled fund, underlying securities may include marketable equity securities or fixed income securities.

Bank Loans – This category is comprised of traded syndicated loans of larger corporate borrowers. Such loans are issued by sub-investment grade rated companies both in the U.S. and internationally and are syndicated by investment banks to institutional investors. They are regularly traded in an active dealer market comprised of large investment banks, which supply bid and offer quotes and are therefore classified within level 2 of the valuation hierarchy.

Liquid Alternative Investments – This category is comprised of investments in alternative mutual funds whose holdings include liquid securities, cash, and derivatives. Such funds focus on diversification and employ a variety of investing strategies including long/short equity, multi-strategy, and global macro. The fair value of these investments is determined by reference to the net asset value of the underlying holdings of the fund, which can be determined using observable data (e.g., indices, yield curves, quoted prices of similar securities), and is classified within level 2 of the valuation hierarchy.

Insurance Contracts – This category is comprised of purchased annuity insurance contracts (annuity contract buy-ins) and is intended to mitigate the Company's exposure to certain risks, such as longevity risk. The fair value is calculated based on the cash surrender value of the purchased annuity insurance contract, which is determined based on such factors as the fair value of the underlying assets and discounted cash flows. These contracts are with highly rated insurance companies. Insurance contracts are classified within level 3 of the valuation hierarchy.

Real Estate Funds – This category includes real estate properties, partnership equities and investments in operating companies. The fair value of the assets is determined using discounted cash flows by estimating an income stream for the property plus a reversion into a present value at a risk adjusted rate. Yield rates and growth assumptions utilized are derived from market transactions as well as other financial and industry data. The fair value for these investments are classified within level 3 of the valuation hierarchy.

Private Debt – This category includes non-traded, privately-arranged loans between one or a small group of private debt investment managers and corporate borrowers, which are typically too small to access the syndicated market and have no credit rating. This category also includes similar loans to real estate companies or individual properties. Loans included in this category are valued at par value, are held to maturity or to call, and are classified within level 3 of the valuation hierarchy.

Contributions

At a minimum, Linde contributes to its pension plans to comply with local regulatory requirements (e.g., ERISA in the United States). Discretionary contributions in excess of the local minimum requirements are made based on many factors, including long-term projections of the plans' funded status, the economic environment, potential risk of overfunding, pension insurance costs and alternative uses of the cash. Changes to these factors can impact the timing of discretionary contributions from year to year. Pension contributions were \$42 million in 2021, \$91 million in 2020 and \$94 million in 2019. Estimated required contributions for 2022 are currently expected to be in the range of \$40 million to \$50 million.

Estimated Future Benefit Payments

The following table presents estimated future benefit payments, net of participant contributions:

(Millions of dollars) Year Ended December 31,	Pensions		
	U.S.	Non-U.S.	OPEB
2022	\$183	\$ 348	\$14
2023	155	346	11
2024	149	357	11
2025	152	366	10
2026	150	388	9
2027- 2031	763	1,952	41

NOTE 17. COMMITMENTS AND CONTINGENCIES

The company accrues non income-tax liabilities for contingencies when management believes that a loss is probable and the amounts can be reasonably estimated, while contingent gains are recognized only when realized. In the event any losses are sustained in excess of accruals, they will be charged against income at that time. Attorney fees are recorded as incurred. Commitments represent obligations, such as those for future purchases of goods or services, that are not yet recorded on the company's balance sheet as liabilities. The company records liabilities for commitments when incurred (i.e., when the goods or services are received).

Contingent Liabilities

Linde is subject to various lawsuits and government investigations that arise from time to time in the ordinary course of business. These actions are based upon alleged environmental, tax, antitrust and personal injury claims, among others. Linde has strong defenses in these cases and intends to defend itself vigorously. It is possible that the company may incur losses in connection with some of these actions in excess of accrued liabilities. Management does not anticipate that in the aggregate such losses would have a material adverse effect on the company's consolidated financial position or liquidity; however, it is possible that the final outcomes could have a significant impact on the company's reported results of operations in any given period.

Significant matters are:

- During 2009, the Brazilian government published Law 11941/2009 instituting a new voluntary amnesty program ("Refis Program") which allowed Brazilian companies to settle certain federal tax disputes at reduced amounts. During 2009, the company decided that it was economically beneficial to settle many of its outstanding federal tax disputes and such disputes were enrolled in the Refis Program, subject to final calculation and review by the Brazilian federal government. The company recorded estimated liabilities based on the terms of the Refis Program. Since 2009, Linde has been unable to reach final agreement on the calculations and initiated litigation against the government in an attempt to resolve certain items. Open issues relate to the following matters: (i) application of cash deposits and net operating loss carryforwards to satisfy obligations and (ii) the amount of tax reductions available under the Refis Program. It is difficult to estimate the timing of resolution of legal matters in Brazil.
- At December 31, 2021 the most significant non-income and income tax claims in Brazil, after enrollment in the Refis Program, relate to state VAT tax matters and a federal income tax matter where the taxing authorities are challenging the tax rate that should be applied to income generated by a subsidiary company. The total estimated exposure relating to such claims, including interest and penalties, as appropriate, is approximately \$200 million. Linde has not recorded any liabilities related to such claims based on management judgments, after considering judgments and opinions of outside counsel. Because litigation in Brazil historically takes many years to resolve, it is very difficult to estimate the timing of resolution of these matters; however, it is possible that certain of these matters may be resolved within the near term. The company is vigorously defending against the proceedings.
- On September 1, 2010, CADE (Brazilian Administrative Council for Economic Defense) announced alleged anticompetitive activity on the part of five industrial gas companies in Brazil and imposed fines. Originally, CADE imposed a civil fine of \$2.2 billion Brazilian reais (\$395 million) on White Martins, the Brazil-based subsidiary of Linde Inc. The fine was reduced to \$1.7 billion Brazilian reais (\$305 million) due to a calculation error made by CADE. The fine against White Martins was overturned by the Ninth Federal Court of Brasilia. CADE appealed this decision, and the Federal Court of Appeals rejected CADE's appeal and confirmed the decision of the Ninth Federal Court of Brasilia. CADE has filed an appeal with the Superior Court of Justice and a decision is pending.

Similarly, on September 1, 2010, CADE imposed a civil fine of \$237 million Brazilian reais (\$43 million) on Linde Gases Ltda., the former Brazil-based subsidiary of Linde AG, which was divested to MG Industries GmbH on March 1, 2019 and with respect to which Linde provided a contractual indemnity. The fine was reduced to \$188 million Brazilian reais (\$34 million) due to a calculation error made by CADE. The fine against Linde Gases Ltda. was overturned by the Seventh Federal Court in Brasilia. CADE appealed this decision, and the Federal Court of Appeals rejected CADE's appeal and confirmed the decision of the Seventh Federal Court of Brasilia. CADE filed an appeal with the Superior Court of Justice, and a final decision is pending.

Linde has strong defenses and is confident that it will prevail on appeal and have the fines overturned. Linde strongly believes that the allegations of anticompetitive activity against our current and former Brazilian

subsidiaries are not supported by valid and sufficient evidence. Linde believes that this decision will not stand up to judicial review and deems the possibility of cash outflows to be extremely unlikely. As a result, no reserves have been recorded as management does not believe that a loss from this case is probable.

- On and after April 23, 2019 former shareholders of Linde AG filed appraisal proceedings at the District Court (Landgericht) Munich I (Germany), seeking an increase of the cash consideration paid in connection with the previously completed cash merger squeeze-out of all of Linde AG's minority shareholders for €189.46 per share. Any such increase would apply to all 14,763,113 Linde AG shares that were outstanding on April 8, 2019, when the cash merger squeeze-out was completed. The period for plaintiffs to file claims expired on July 9, 2019. The company believes the consideration paid was fair and that the claims lack merit, and no reserve has been established. We cannot estimate the timing of resolution.

Commitments

At December 31, 2021, Linde had undrawn outstanding letters of credit, bank guarantees and surety bonds valued at approximately \$3.695 million from financial institutions. These relate primarily to customer contract performance guarantees (including plant construction in connection with certain on-site contracts), self-insurance claims and other commercial and governmental requirements, including non-U.S. litigation matters.

Other commitments related to leases, tax liabilities for uncertain tax positions, long-term debt, other post retirement and pension obligations are summarized elsewhere in the financial statements (see Notes 4, 5, 11, and 16).

NOTE 18. SEGMENT INFORMATION

Linde's operations consist of two major product lines: industrial gases and engineering. As further described in the following paragraph, Linde's industrial gases operations are managed on a geographic basis, which represent three of the company's reportable segments – Americas, EMEA (Europe/Middle East/Africa), and APAC (Asia South Pacific); a fourth reportable segment which represents the company's Engineering business, designs and manufactures equipment for air separation and other industrial gas applications specifically for end customers and is managed on a worldwide basis operating in all three geographic segments. Other consists of corporate costs and a few smaller businesses which individually do not meet the quantitative thresholds for separate presentation.

The industrial gases product line centers on the manufacturing and distribution of atmospheric gases (oxygen, nitrogen, argon, rare gases) and process gases (carbon dioxide, helium, hydrogen, electronic gases, specialty gases, acetylene). Many of these products are co-products of the same manufacturing process. Linde manufactures and distributes nearly all of its products and manages its customer relationships on a regional basis. Linde's industrial gases are distributed to various end-markets within a regional segment through one of three basic distribution methods: on-site or tonnage; merchant or bulk; and packaged or cylinder gases. The distribution methods are generally integrated in order to best meet the customer's needs and very few of its products can be economically transported outside of a region. Therefore, the distribution economics are specific to the various geographies in which the company operates and are consistent with how management assesses performance.

The company's measure of profit/loss for segment reporting is segment operating profit. Segment operating profit is defined as operating profit excluding purchase accounting impacts of the Linde AG merger, intercompany royalties, and items not indicative of ongoing business trends. This is the manner in which the company's CODM assesses performance and allocates resources. Similarly, total assets have not been included as this is not provided to the CODM for their assessment.

The table below presents information about reportable segments for the years ended December 31, 2021, 2020 and 2019.

(Millions of dollars)

Sales (a)

	2021	2020	2019
Americas	\$ 12,103	\$ 10,459	\$ 10,989
EMEA	7,643	6,449	6,643
APAC	6,133	5,687	5,779
Engineering	2,867	2,851	2,799
Other	2,047	1,797	1,953
Total Segment Sales	30,793	27,243	28,163
Merger-related divestitures	—	—	65
Total Sales	\$ 30,793	\$ 27,243	\$ 28,228

Segment Operating Profit

	2021	2020	2019
Americas	\$ 3,368	\$ 2,773	\$ 2,577
EMEA	1,889	1,465	1,367
APAC	1,502	1,277	1,184
Engineering	473	435	390
Other	(56)	(153)	(246)
Reported Segment operating profit	7,176	5,797	5,272
Cost reduction programs and other charges (Note 3)	(273)	(506)	(567)
Net gain on sale of business	—	—	164
Purchase accounting impacts – Linde AG	(1,919)	(1,969)	(1,952)
Merger-related divestitures	—	—	16
Total operating profit	\$ 4,984	\$ 3,322	\$ 2,933

Depreciation and Amortization

	2021	2020	2019
Americas	\$ 1,243	\$ 1,196	\$ 1,195
EMEA	752	723	749
APAC	611	619	613
Engineering	39	36	35
Other	127	132	143
Segment depreciation and amortization	2,772	2,706	2,735
Purchase accounting impacts – Linde AG	1,863	1,920	1,940
Total depreciation and amortization	\$ 4,635	\$ 4,626	\$ 4,675

Capital Expenditures and Acquisitions

	2021	2020	2019
Americas	\$ 1,354	\$ 1,425	\$ 1,814
EMEA	669	670	738
APAC	995	1,214	1,231
Engineering	25	13	79
Other	131	146	45
Total Capital Expenditures and Acquisitions	\$ 3,174	\$ 3,468	\$ 3,907

	2021	2020	2019
Sales by Major Country			
United States	\$ 9,123	\$ 8,475	\$ 8,604
Germany	3,601	3,740	3,630
China	2,562	2,061	2,005
United Kingdom	2,060	1,595	1,653
Australia	1,307	1,071	1,127
Brazil	1,065	822	994
Other – non-U.S.	11,075	9,479	10,215
Total sales	<u>\$ 30,793</u>	<u>\$ 27,243</u>	<u>\$ 28,228</u>

	2021	2020	2019
Long-lived Assets by Major Country (b)			
United States	\$ 7,659	\$ 7,777	\$ 7,498
Germany	2,003	2,394	2,429
China	2,385	2,413	2,254
United Kingdom	1,078	1,313	1,479
Australia	872	1,105	1,214
Brazil	705	734	956
Other – non-U.S.	11,301	12,976	13,234
Total long-lived assets	<u>\$ 26,003</u>	<u>\$ 28,711</u>	<u>\$ 29,064</u>

(a) Sales reflect external sales only. Intersegment sales, primarily from Engineering to the industrial gases segments, were not material.

(b) Long-lived assets include property, plant and equipment— net.

19. REVENUE RECOGNITION

Revenue is accounted for in accordance with ASC 606. Revenue is recognized as control of goods or services are transferred to customers in an amount that reflects the consideration to which an entity expects to be entitled to receive in exchange for the goods or services.

Contracts with Customers

Linde serves a diverse group of industries including healthcare, energy, manufacturing, food, beverage carbonation, fiber-optics, steel making, aerospace, chemicals and water treatment.

Industrial Gases

Within each of the company's geographic segments for industrial gases, there are three basic distribution methods: (i) on-site or tonnage; (ii) merchant or bulk liquid; and (iii) packaged or cylinder gases. The distribution method used by Linde to supply a customer is determined by many factors, including the customer's volume requirements and location. The distribution method generally determines the contract terms with the customer and, accordingly, the revenue recognition accounting practices. Linde's primary products in its industrial gases business are atmospheric gases (oxygen, nitrogen, argon, rare gases) and process gases (carbon dioxide, helium, hydrogen, electronic gases, specialty gases, acetylene). These products are generally sold through one of the three distribution methods.

Following is a description of each of the three industrial gases distribution methods and the respective revenue recognition policies:

On-site. Customers that require the largest volumes of product and that have a relatively constant demand pattern are supplied by cryogenic and process gas on-site plants. Linde constructs plants on or adjacent to these customers' sites and supplies the product directly to customers by pipeline. Where there are large concentrations of customers, a single pipeline

may be connected to several plants and customers. On-site product supply contracts generally are total requirement contracts with terms typically ranging from 10-20 years and contain minimum purchase requirements and price escalation provisions. Many of the cryogenic on-site plants also produce liquid products for the merchant market. Therefore, plants are typically not dedicated to a single customer. Additionally, Linde is responsible for the design, construction, operations and maintenance of the plants and our customers typically have no involvement in these activities. Advanced air separation processes also allow on-site delivery to customers with smaller volume requirements.

The company's performance obligations related to on-site customers are satisfied over time as customers receive and obtain control of the product. Linde has elected to apply the practical expedient for measuring progress towards the completion of a performance obligation and recognizes revenue as the company has the right to invoice each customer, which generally corresponds with product delivery. Accordingly, revenue is recognized when product is delivered to the customer and the company has the right to invoice the customer in accordance with the contract terms. Consideration in these contracts is generally based on pricing which fluctuates with various price indices. Variable components of consideration exist within on-site contracts but are considered constrained.

Merchant. Merchant deliveries generally are made from Linde's plants by tanker trucks to storage containers at the customer's site. Due to the relatively high distribution cost, merchant oxygen and nitrogen generally have a relatively small distribution radius from the plants at which they are produced. Merchant argon, hydrogen and helium can be shipped much longer distances. The customer agreements used in the merchant business are usually three to seven year supply agreements based on the requirements of the customer. These contracts generally do not contain minimum purchase requirements or volume commitments.

The company's performance obligations related to merchant customers are generally satisfied at a point in time as the customers receive and obtain control of the product. Revenue is recognized when product is delivered to the customer and the company has the right to invoice the customer in accordance with the contract terms. Any variable components of consideration within merchant contracts are constrained however this consideration is not significant.

Packaged Gases. Customers requiring small volumes are supplied products in containers called cylinders, under medium to high pressure. Linde distributes merchant gases from its production plants to company-owned cylinder filling plants where cylinders are then filled for distribution to customers. Cylinders may be delivered to the customer's site or picked up by the customer at a packaging facility or retail store. Linde invoices the customer for the industrial gases and the use of the cylinder container(s). The company also sells hardgoods and welding equipment purchased from independent manufacturers. Packaged gases are generally sold under one to three-year supply contracts and purchase orders and do not contain minimum purchase requirements or volume commitments.

The company's performance obligations related to packaged gases are satisfied at a point in time. Accordingly, revenue is recognized when product is delivered to the customer or when the customer picks up product from a packaged gas facility or retail store, and the company has the right to payment from the customer in accordance with the contract terms. Any variable consideration is constrained and will be recognized when the uncertainty related to the consideration is resolved.

Linde Engineering

The company designs and manufactures equipment for air separation and other industrial gas applications manufactured specifically for end customers. Sale of equipment contracts are generally comprised of a single performance obligation. Revenue from sale of equipment is generally recognized over time as Linde has an enforceable right to payment for performance completed to date and performance does not create an asset with alternative use. For contracts recognized over time, revenue is recognized primarily using a cost incurred input method. Costs incurred to date relative to total estimated costs at completion are used to measure progress toward satisfying performance obligations. Costs incurred include material, labor, and overhead costs and represent work contributing and proportionate to the transfer of control to the customer. Contract modifications are typically accounted for as part of the existing contract and are recognized as a cumulative adjustment for the inception-to-date effect of such change.

Contract Assets and Liabilities

Contract assets and liabilities result from differences in timing of revenue recognition and customer invoicing. Contract assets primarily relate to sale of equipment contracts for which revenue is recognized over time. The balance represents unbilled revenue which occurs when revenue recognized under the measure of progress exceeds amounts invoiced to customers. Customer invoices may be based on the passage of time, the achievement of certain contractual milestones or a combination of both criteria. Contract liabilities include advance payments or right to consideration prior to performance under the contract. Contract liabilities are recognized as revenue as performance obligations are satisfied under contract terms. Linde has contract assets of \$134 million at December 31, 2021 and \$162 million at December 31, 2020. Total contract liabilities are \$3,699 million at December 31, 2021 (current of \$2,940 million and \$759 million within other long-

term liabilities in the consolidated balance sheets). Total contract liabilities were \$2,301 million at December 31, 2020 (current contract liabilities of \$1,769 million and \$532 million within other long-term liabilities in the consolidated balance sheets). Revenue recognized for the twelve months ended December 31, 2021 that was included in the contract liability at December 31, 2020 was \$1.173 million. Contract assets and liabilities primarily relate to the Linde Engineering business.

Payment Terms and Other

Linde generally receives payment after performance obligations are satisfied, and customer prepayments are not typical for the industrial gases business. Payment terms vary based on the country where sales originate and local customary payment practices. Linde does not offer extended financing outside of customary payment terms. Amounts billed for sales and use taxes, value-added taxes, and certain excise and other specific transactional taxes imposed on revenue producing transactions are presented on a net basis and are not included in sales within the consolidated statement of income. Additionally, sales returns and allowances are not a normal practice in the industry and are not significant.

Disaggregated Revenue Information

As described above and in Note 18, the company manages its industrial gases business on a geographic basis, while the Engineering and Other businesses are generally managed on a global basis. Furthermore, the company believes that reporting sales by distribution method by reportable geographic segment best illustrates the nature, timing, type of customer, and contract terms for its revenues, including terms and pricing.

The following tables show sales by distribution method at the consolidated level and for each reportable segment and Other for the years ended December 31, 2021, 2020 and 2019.

(Millions of dollars)

Sales	Year Ended December 31, 2021						
	Americas	EMEA	APAC	Engineering	Other	Total	%
Merchant	\$ 3,279	\$ 2,227	\$ 2,181	\$ —	\$ 173	\$ 7,860	26%
On-Site	3,225	1,824	2,296	—	—	7,345	24%
Packaged Gas	5,456	3,539	1,532	—	24	10,551	34%
Other	143	53	124	2,867	1,850	5,037	16%
	<u>\$ 12,103</u>	<u>\$ 7,643</u>	<u>\$ 6,133</u>	<u>\$ 2,867</u>	<u>\$ 2,047</u>	<u>\$ 30,793</u>	<u>100%</u>

(Millions of dollars)

Sales	Year Ended December 31, 2020						
	Americas	EMEA	APAC	Engineering	Other	Total	%
Merchant	\$ 2,839	\$ 1,870	\$ 2,005	\$ —	\$ 145	\$ 6,859	25%
On-Site	2,513	1,354	2,049	—	—	5,916	22%
Packaged Gas	5,034	3,175	1,559	—	22	9,790	36%
Other	73	50	74	2,851	1,630	4,678	17%
	<u>\$ 10,459</u>	<u>\$ 6,449</u>	<u>\$ 5,687</u>	<u>\$ 2,851</u>	<u>\$ 1,797</u>	<u>\$ 27,243</u>	<u>100%</u>

(Millions of dollars)

Sales	Year Ended December 31, 2019						
	Americas	EMEA	APAC	Engineering	Other (a)	Total	%
Merchant	\$ 2,945	\$ 1,856	\$ 2,080	\$ —	\$ 184	\$ 7,065	25%
On-Site	2,757	1,434	2,020	—	—	6,211	22%
Packaged Gas	5,183	3,347	1,542	—	19	10,091	36%
Other	104	6	137	2,799	1,815	4,861	17%
	<u>\$ 10,989</u>	<u>\$ 6,643</u>	<u>\$ 5,779</u>	<u>\$ 2,799</u>	<u>\$ 2,018</u>	<u>\$ 28,228</u>	<u>100%</u>

(a) Other includes \$65 million for the year ended December 31, 2019 of merger-related divestitures that have been excluded from segment sales.

Remaining Performance Obligations

As described above, Linde's contracts with on-site customers are under long-term supply arrangements which generally require the customer to purchase their requirements from Linde and also have minimum purchase requirements. The company estimates the consideration related to minimum purchase requirements is approximately \$57 billion. This amount excludes all sales above minimum purchase requirements, which can be significant depending on customer needs. In the future, actual amounts will be different due to impacts from several factors, many of which are beyond the company's control including, but not limited to, timing of newly signed, terminated and renewed contracts, inflationary price escalations, currency exchange rates, and pass-through costs related to natural gas and electricity. The actual duration of long-term supply contracts ranges up to twenty years. The company estimates that approximately half of the revenue related to minimum purchase requirements will be earned in the next five years and the remaining thereafter.

ITEM 9. CHANGES IN AND DISAGREEMENTS WITH ACCOUNTANTS ON ACCOUNTING AND FINANCIAL DISCLOSURE

None.

ITEM 9A. CONTROLS AND PROCEDURES

Conclusion Regarding the Effectiveness of Disclosure Controls and Procedures

Based on an evaluation of the effectiveness of Linde's disclosure controls and procedures, which was made under the supervision and with the participation of management, including Linde's principal executive officer and principal financial officer, the principal executive officer and principal financial officer have each concluded that, as of December 31, 2021, such disclosure controls and procedures are effective in ensuring that information required to be disclosed by Linde in reports that it files or submits under the Exchange Act of 1934 is recorded, processed, summarized and reported within the time periods specified in the Securities and Exchange Commission's rules and forms, and accumulated and communicated to management including Linde's principal executive officer and principal financial officer, to allow timely decisions regarding required disclosure.

Management's Report on Internal Control Over Financial Reporting

Refer to Item 8 for Management's Report on Internal Control Over Financial Reporting as of December 31, 2021.

Changes in Internal Control over Financial Reporting

There were no changes in Linde's internal control over financial reporting that occurred during the quarter ended December 31, 2021 that have materially affected, or are reasonably likely to materially affect, Linde's internal control over financial reporting.

ITEM 9B. OTHER INFORMATION

None.

ITEM 9C. DISCLOSURE REGARDING FOREIGN JURISDICTIONS THAT PREVENT INSPECTIONS

None.

PART III

ITEM 10. DIRECTORS, EXECUTIVE OFFICERS AND CORPORATE GOVERNANCE

Certain information required by this item is incorporated herein by reference to the sections captioned “Corporate Governance and Board Matters – Director Nominees” and “Corporate Governance And Board Matters – “Delinquent Section 16 (a) Reports” in Linde’s Proxy Statement to be filed by April 30, 2022 for the Annual General Meeting.

Identification of the Audit Committee

Linde has a separately-designated standing Audit Committee established in accordance with Section 3(a)(58)(A) of the Securities Exchange Act of 1934 as amended (the “Exchange Act”). The members of that audit committee are Prof. Dr. Clemens Börsig (chairman), Dr. Nance K. Dicciani, Dr. Thomas Enders, Edward G. Galante, Larry D. McVay, Dr. Victoria Ossadnik and Alberto Weisser and each member is independent within the meaning of the independence standards adopted by the Board of Directors and those of the New York Stock Exchange.

Audit Committee Financial Expert

The Linde Board of Directors has determined that Prof. Dr. Clemens Börsig and Alberto Weisser satisfy the criteria adopted by the SEC to serve as “audit committee financial experts” as defined by Item 407(d)(5)(ii) of Regulation S-K of the Exchange Act and is independent within the meaning of the independence standards adopted by the Board of Directors and those of the New York Stock Exchange.

Code of Ethics

Linde has adopted a code of ethics that applies to the company’s directors and all employees, including its Chief Executive Officer, Chief Financial Officer, and Chief Accounting Officer. This code of ethics, including specific standards for implementing certain provisions of the code, has been approved by the Linde Board of Directors and is named the “Code of Business Integrity”. This document is posted on the company’s public website, www.linde.com but is not incorporated herein.

ITEM 11. EXECUTIVE COMPENSATION

Information required by this item is incorporated herein by reference to the sections captioned “Executive Compensation Matters” and “Corporate Governance and Board Matters - Director Compensation” in Linde’s Proxy Statement to be filed by April 30, 2022 for the Annual General Meeting.

ITEM 12. SECURITY OWNERSHIP OF CERTAIN BENEFICIAL OWNERS AND MANAGEMENT AND RELATED STOCKHOLDER MATTERS

Equity Compensation Plans Information – The table below provides information as of December 31, 2021 about company shares that may be issued upon the exercise of options, warrants and rights granted to employees or members of Linde’s Board of Directors under equity compensation plans that were assumed by Linde upon the completion of the business combination on October 31, 2018.

EQUITY COMPENSATION PLANS TABLE

Plan Category	Number of securities to be issued upon exercise of outstanding options, warrants and rights (a)	Weighted-average exercise price of outstanding options, warrants and rights (b)	Number of securities remaining available for future issuance under equity compensation plans (excluding securities reflected in column (a)) (c)
Equity compensation plans approved by shareholders	8,414,538 (1)	\$ 152.57	9,280,823 (2)
Equity compensation plans not approved by shareholders	—	—	—
Total	8,414,538	\$ 152.57	9,280,823

(1) This amount includes 636,715 restricted shares and 610,245 performance shares.

(2) This amount includes 8,995,710 shares available for future issuance pursuant to the 2021 Linde plc Long Term Incentive Plan, and 285,113 shares available for future issuance pursuant to the Long Term Incentive Plan 2018 of Linde plc.

Certain information required by this item regarding the beneficial ownership of the company’s ordinary shares is incorporated herein by reference to the section captioned “Information on Share Ownership” in Linde’s Proxy Statement to be filed by April 30, 2022 for the Annual General Meeting.

ITEM 13. CERTAIN RELATIONSHIPS AND RELATED TRANSACTIONS AND DIRECTOR INDEPENDENCE

Information required by this item is incorporated herein by reference to the sections captioned “Corporate Governance And Board Matters – Review, Approval or Ratification of Transactions with Related Persons,” “Corporate Governance And Board Matters – Certain Relationships and Transactions,” and “Corporate Governance And Board Matters – Director Independence” in Linde’s Proxy Statement to be filed by April 30, 2022 for the Annual General Meeting.

ITEM 14. PRINCIPAL ACCOUNTING FEES AND SERVICES

Information required by this item is incorporated herein by reference to the section captioned “Audit Matters” in Linde’s Proxy Statement to be filed by April 30, 2022 for the Annual General Meeting.

PART IV

ITEM 15. EXHIBITS, FINANCIAL STATEMENT SCHEDULES

- (a) The following documents are filed as part of this report:
 - (i) The company's 2021 Consolidated Financial Statements and the Report of the Independent Registered Public Accounting Firm are included in Part II, Item 8, Financial Statements and Supplementary Data.
 - (ii) Financial Statement Schedules – All financial statement schedules have been omitted because they are not applicable or the required information is shown in the financial statements or notes thereto.
 - (iii) Exhibits – The exhibits filed as part of this Annual Report on Form 10-K are listed in the accompanying index.

INDEX TO EXHIBITS

Linde plc and Subsidiaries

Exhibit No.	Description
2.1	Business Combination Agreement by and among Linde Aktiengesellschaft, Praxair, Inc., Zamalight PLC, Zamalight Holdco LLC and Zamalight Subco, Inc. dated as of June 1, 2017 (Filed as Exhibit 2.1 to Praxair, Inc.'s Current Report on Form 8-K dated June 1, 2017, Filing No. 1-11037, and is incorporated herein by reference.)
2.1a	Amendment No. 1, dated August 10, 2017, to the Business Combination Agreement, by and among Praxair, Inc., Linde Aktiengesellschaft, Linde plc, Zamalight Holdco LLC and Zamalight Subco, Inc. (Filed as Exhibit 2.1 to Praxair, Inc.'s Current Report on Form 8-K dated August 10, 2017, Filing No. 1-11037, and is incorporated hereby by reference.)
**2.2	Sale and Purchase Agreement, dated July 5, 2018, by and among Praxair, Inc., Taiyo Nippon Sanso Corporation ("Taiyo"), and Linde plc with respect to the sale of a majority of Praxair's businesses in Europe to Taiyo in connection with the Business Combination Agreement (Filed as Exhibit 2.1 to the Company's Quarterly Report on Form 10-Q for the quarter ended September 30, 2018, File No. 1-38730, and is incorporated hereby by reference).
**2.3	Sale and Purchase Agreement, dated July 16, 2018, by and among Linde AG, Praxair, Inc., MG Industries GmbH, Messer Canada Inc., MG Industries USA, Inc. (the MG entities and Messer Canada, Inc. being collectively referred to as "Messer"), and Linde plc with respect to the sale of certain assets of Linde AG in the Americas and certain assets of Praxair, Inc. to Messer in connection with the Business Combination Agreement (Filed as Exhibit 2.2 to the Company's Quarterly Report on Form 10-Q for the quarter ended September 30, 2018, File No. 1-38730, and is incorporated hereby by reference).
**2.3a	First Amendment dated September 21, 2018 to the Sale and Purchase Agreement, dated July 16, 2018, by and among Linde AG, Praxair, Inc., Messer, and Linde plc with respect to the sale of certain additional assets of Linde AG in the Americas to Messer in connection with the Business Combination Agreement (Filed as Exhibit 2.3 to the Company's Quarterly Report on Form 10-Q for the quarter ended September 30, 2018, File No. 1-38730, and is incorporated hereby by reference).
**2.3b	Second Amendment dated October 19, 2018 to the Sale and Purchase Agreement, dated July 16, 2018, as amended by the First Amendment thereto, by and among Linde AG, Praxair, Inc., Messer, and Linde plc, with respect to the sale of certain additional assets of Linde AG in the Americas to Messer in connection with the Business Combination Agreement (Filed as Exhibit 2.2 to the Company's Quarterly Report on Form 10-Q for the quarter ended September 30, 2018, File No. 1-11037, and is incorporated hereby by reference).
**2.3c	Third Amendment dated February 20, 2019 to the Sale and Purchase Agreement, dated July 16, 2018, as amended by the First and Second Amendment thereto, by and among Linde AG, Praxair, Inc., Messer, and Linde plc, with respect to the sale of certain additional assets of Linde AG in the Americas to Messer in connection with the Business Combination Agreement dated as of June 1, 2017, as amended, to effect a combination of the businesses of Linde AG and Praxair, Inc. (Filed as Exhibit 2.4 to the Company's Current Report on Form 8-K, filed on March 7, 2019, File No. 1-11037, and is incorporated hereby by reference).
3.01	Amended and Restated Public Limited Company Constitution of Linde plc (Filed as Exhibit 3.1 to the Company's Current Report on Form 8-K, filed on October 31, 2018, File No. 333-218485, and incorporated herein by reference).
4.01	Description of Linde plc Ordinary Shares (Filed as Exhibit 4.01 to Linde plc's 2019 Annual Report on Form 10-K, Filing No. 1-38730, and incorporated herein by reference).
4.02	Indenture, dated as of July 15, 1992, between Praxair, Inc. and U.S. Bank National Association, as the ultimate successor trustee to Bank of America, Illinois, formerly Continental Bank, National Association (Filed as Exhibit 4 to Praxair, Inc.'s Current Report on Form 8-K dated March 19, 2007, Filing No. 1-11037, and incorporated herein by reference).
4.03	Form of Subordinated Indenture for Praxair, Inc. (Filed as Exhibit 4.3 to Praxair, Inc.'s Form S-3, filed on May 12, 2015, File No. 333-204093, and is incorporated herein by reference.)
4.04	Supplemental Indenture, dated as of September 3, 2019, among Linde plc, Praxair, Inc., Linde AG and U.S. Bank National Association, as trustee (Filed as Exhibit 4.2 to the Linde plc Form 8-K dated September 6, 2019, Filing No. 1-38730, and incorporated herein by reference).
4.05	Guarantee and Negative Pledge of Linde plc dated May 11, 2020 (Filed as Exhibit 4.3 to the Linde plc Form 8-K dated May 26, 2020, Filing No. 1-38730, and is incorporated herein by reference).
4.06	Upstream Guarantee to Linde plc provided by Linde GmbH dated May 11, 2020 (Filed as Exhibit 4.4 to the Linde plc Form 8-K dated May 26, 2020, Filing No. 1-38730, and incorporated herein by reference).
4.07	Upstream Guarantee to Linde plc provided by Praxair, Inc. dated May 11, 2020 (Filed as Exhibit 4.5 to the Linde plc Form 8-K dated May 26, 2020, Filing No. 1-38730, and incorporated herein by reference).

Exhibit No.	Description
4.08	Fiscal Agency Agreement, dated May 11, 2020, among Linde plc, as Issuer and as Guarantor, Linde Finance B.V., as Issuer, and Deutsche Bank Aktiengesellschaft, as Fiscal Agent and Paying Agent (Filed as Exhibit 4.6 to the Linde plc Form 8-K dated May 26, 2020, Filing No. 1-37830, and incorporated herein by reference).
4.09	Indenture, dated as of August 10, 2020, among Praxair, Inc., Linde plc and U.S. Bank National Association, as trustee (Filed as Exhibit 4.1 to the Linde plc Form 8-K dated August 10, 2020, Filing No. 1-38730, and incorporated herein by reference).
4.10	Amended and Restated Fiscal Agency Agreement, dated August 3, 2021, among Linde plc, as Issuer and as Guarantor, Linde Finance B.V., as Issuer, and Deutsche Bank Aktiengesellschaft, as Fiscal Agent and Paying Agent (Filed as Exhibit 4.6 to Linde plc's current report on Form 8-K, dated September 30, 2021, Filing No. 1-38730, and incorporated herein by reference).
4.11	Copies of the agreements related to long-term debt which are not required to be filed as exhibits to this Annual Report on Form 10-K will be furnished to the Securities and Exchange Commission upon request.
*10.0e	Form of Non-Employee Director Restricted Stock Unit Award Under the 2021 Linde plc Long Term Incentive Plan is filed herewith
10.01	Credit Agreement dated as of March 26, 2019, among Linde plc, certain of its subsidiaries parties thereto as borrowers, the lenders party thereto and Bank of America, N.A., as Administrative Agent (Filed as Exhibit 10.1 to Linde plc's current report on Form 8-K, dated April 3, 2019, Filing No. 1-38730, and incorporated herein by reference).
10.01a	Credit Agreement Additional Guarantor Supplement, dated as of September 3, 2019, by Linde AG, and acknowledged by Bank of America, N.A., as Administrative Agent (Filed as Exhibit 10.2 to the Linde plc Form 8-K dated September 6, 2019, Filing No. 1-38730, and incorporated herein by reference).
*10.02	2021 Linde plc Long Term Incentive Plan, Effective as of July 26, 2021 (Filed as Exhibit 10.01 to Linde plc's Quarterly Report on Form 10-Q for the quarter ended June 30, 2021, Filing No. 1-38730, and incorporated herein by reference.).
*10.02a	Form of Transferable Stock Option Award Under the 2021 Linde plc Long Term Incentive Plan (Filed as Exhibit 10.01 to Linde plc's Quarterly Report on Form 10-Q for the quarter ended September 30, 2021, Filing No. 1-38730, and incorporated herein by reference).
*10.02b	Form of Restricted Stock Unit Award Under the Linde plc Long Term Incentive Plan (Filed as Exhibit 10.02 to Linde plc's Quarterly Report on Form 10-Q for the quarter ended September 30, 2021, Filing No. 1-38730, and incorporated herein by reference).
*10.02c	Form of Performance Share Unit Award Under the 2021 Linde plc Long Term Incentive Plan with Return on Capital performance metrics (Filed as Exhibit 10.03 to Linde plc's Quarterly Report on Form 10-Q for the quarter ended September 30, 2021, Filing No. 1-38730, and incorporated herein by reference).
*10.02d	Form of Performance Share Unit Award Under the 2021 Linde plc Long Term Incentive Plan with Total Shareholder Return performance metrics (Filed as Exhibit 10.04 to Linde plc's Quarterly Report on Form 10-Q for the quarter ended September 30, 2021, Filing No. 1-38730, and incorporated herein by reference).
*10.03	Long Term Incentive Plan 2018 of Linde plc (Filed as Exhibit 4.4 to the Company's Form S-8, filed on October 31, 2018, File No. 333-228084, and incorporated herein by reference).
*10.04	Linde plc Annual Variable Compensation Plan effective January 1, 2019 (Filed as Exhibit 10.1 to the Company's Current Report on Form 8-K, filed on January 25, 2019, File No. 1-38730, and is incorporated hereby by reference).
*10.05	Praxair, Inc. Supplemental Retirement Income Plan A effective January 1, 2008 (Filed as Exhibit 10.05a to Praxair, Inc.'s 2008 Annual Report on Form 10-K, Filing No. 1-11037, and incorporated herein by reference).
*10.05a	First amendment to the Praxair, Inc. Supplemental Retirement Income Plan A effective January 1, 2010 (Filed as Exhibit 10.05b to Praxair, Inc.'s 2009 Annual Report on Form 10-K, Filing No. 1-11037, and incorporated herein by reference).
*10.05b	Second Amendment to Praxair, Inc. Supplemental Retirement Income Plan A effective February 28, 2017, (Filed as Exhibit 10.05c to Praxair, Inc.'s 2016 Annual Report on Form 10-K, Filing No. 1-11037, and is incorporated hereby by reference).
*10.05c	Third Amendment to the Praxair, Inc. Supplemental Retirement Income Plan A effective December 1, 2017 (Filed as Exhibit 10.05m to Praxair, Inc.'s 2017 Annual Report on Form 10-K, File No. 1-11037, and is incorporated herein by reference).
*10.05d	Praxair, Inc. Supplemental Retirement Income Plan B amended and restated effective December 31, 2007 (Filed as Exhibit 10.05b to Praxair, Inc.'s 2008 Annual Report on Form 10-K, Filing No. 1-11037, and incorporated herein by reference).

Exhibit No.	Description
*10.05e	First amendment to the Praxair, Inc. Supplemental Retirement Income Plan B effective January 1, 2010 (Filed as Exhibit 10.05d to Praxair, Inc.'s 2009 Annual Report on Form 10-K, Filing No. 1-11037, and incorporated herein by reference).
*10.05f	Second Amendment to Praxair, Inc. Supplemental Retirement Income Plan B effective July 1, 2012 (Filed as Exhibit 10.05e to Praxair Inc.'s 2012 Annual Report on Form 10-K, Filing No. 1-11037, and incorporated herein by reference).
*10.05g	Third Amendment to Praxair, Inc. Supplemental Retirement Income Plan B effective February 28, 2017, (Filed as Exhibit 10.05g to Praxair, Inc.'s 2016 Annual Report on Form 10-K, Filing No. 1-11037, and is incorporated herein by reference).
*10.05h	Fourth Amendment to the Praxair, Inc. Supplemental Retirement Income Plan B effective December 1, 2017 (Filed as Exhibit 10.05i to Praxair, Inc.'s 2017 Annual Report on Form 10-K, File No. 1-11037, and is incorporated herein by reference).
*10.06	Praxair, Inc. Equalization Benefit Plan amended and restated effective December 31, 2007 (Filed as Exhibit 10.05c to Praxair, Inc.'s 2008 Annual Report on Form 10-K, Filing No. 1-11037, and incorporated herein by reference).
*10.06a	First amendment to the Praxair, Inc. Equalization Benefit Plan effective January 1, 2010 (Filed as Exhibit 10.05f to Praxair Inc.'s 2009 Annual Report on Form 10-K, Filing No. 1-11037, and incorporated herein by reference).
*10.06b	Second Amendment to the Praxair, Inc. Equalization Benefit Plan effective February 28, 2017.(Filed as Exhibit 10.05j to Praxair, Inc.'s 2016 Annual Report on Form 10-K, Filing No. 1-11037, and is incorporated herein by reference).
*10.06c	Third Amendment to the Praxair, Inc. Equalization Benefit Plan effective December 1, 2017 (Filed as Exhibit 10.05k to Praxair, Inc.'s 2017 Annual Report on Form 10-K, File No. 1-11037, and is incorporated herein by reference).
*10.06d	Linde Inc. 2018 Equalization Benefit Plan, Amended and Restated effective September 1, 2020 (Filed as Exhibit 10.5 to Linde plc's Quarterly Report on Form 10-Q for the quarter ended September 30, 2020, Filing No. 1-38730, and incorporated herein by reference).
*10.06e	Linde Inc. 2018 Supplemental Retirement Income Plan A. Amended and Restated effective September 1, 2020 (Filed as Exhibit 10.3 to Linde plc's Quarterly Report on Form 10-Q for the quarter ended September 30, 2020, Filing No. 1-38730, and incorporated herein by reference).
*10.06f	Linde Inc. 2018 Supplemental Retirement Income Plan B. Amended and Restated effective September 1, 2020 (Filed as Exhibit 10.4 to Linde plc's Quarterly Report on Form 10-Q for the quarter ended September 30, 2020, Filing No. 1-38730, and incorporated herein by reference).
*10.07	Praxair, Inc. Director's Fees Deferral Plan amended and restated effective January 26, 2010 (Filed as Exhibit 10.06 to Praxair Inc.'s 2009 Annual Report on Form 10-K, Filing No. 1-11037, and incorporated herein by reference).
*10.08	Linde Compensation Deferral Program Amended and Restated effective September 1, 2020 (Filed as Exhibit 10.2 to Linde plc's Quarterly Report on Form 10-Q for the quarter ended September 30, 2020, Filing No. 1-38730, and incorporated herein by reference).
*10.09	First Amendment to the Linde Compensation Deferral Program effective April 1, 2021. (Filed as Exhibit 10.01 to Linde plc's Quarterly Report on Form 10-Q for the quarter ended March 31, 2021, Filing No. 1-38730 and incorporated herein by reference).
*10.10	Service Credit Arrangement for Stephen F. Angel dated May 23, 2007 was filed as Exhibit 10.20 to Praxair, Inc.'s Form 8-K filed on May 24, 2007 and is incorporated herein by reference.
*10.11	Amended and Restated 2009 Praxair, Inc. Long Term Incentive Plan (Filed as Exhibit 4.03 to Praxair, Inc.'s Form S-8, filed on October 31, 2018, File No. 333-228084, and incorporated herein by reference).
*10.11a	First Amendment, dated as of April 25, 2017, to the Amended and Restated 2009 Praxair, Inc. Long Term Incentive Plan (Filed as Exhibit 10.01 to Praxair, Inc.'s Quarterly Report on Form 10-Q for the quarter ended March 31, 2017, Filing No. 1-11037, and is incorporated herein by reference).
*10.11b	Second Amendment dated September 8, 2020 to the Amended and Restated 2009 Praxair, Inc Long Term Incentive Plan (Filed as Exhibit 10.1 to Linde plc's Quarterly Report on Form 10-Q for the quarter ended September 30, 2020, Filing No. 1-38730, and incorporated herein by reference).
*10.11c	Form of Standard Option Award under the 2009 Praxair, Inc. Long Term Incentive Plan (Filed as Exhibit 10.22 to Praxair, Inc.'s 2009 Annual Report on Form 10-K, Filing No. 1-11037, and incorporated herein by reference).

Exhibit No.	Description
*10.11d	Form of Transferable Option Award under the 2009 Praxair, Inc. Long Term Incentive Plan (Filed as Exhibit 10.23 to Praxair, Inc.'s 2009 Annual Report on Form 10-K, Filing No. 1-11037, and incorporated herein by reference).
*10.11e	Form of Transferable Option Award under the Amended and Restated 2009 Praxair, Inc. Long Term Incentive Plan for grants made in 2015-2017 (Filed as Exhibit 10.26 to Praxair, Inc.'s 2014 Annual Report on Form 10-K, Filing No. 1-11037, and incorporated herein by reference).
*10.11f	Form of Transferable Option Award under the Amended and Restated 2009 Praxair, Inc. Long Term Incentive Plan for grants made in 2018 (Filed as Exhibit 10.26a to Praxair, Inc.'s 2017 Annual Report on Form 10-K, File No. 1-11037, and incorporated herein by reference).
*10.11g	Form of Restricted Stock Unit Award under the Amended and Restated 2009 Praxair, Inc. Long Term Incentive Plan for grants made in 2018 (Filed as Exhibit 10.27a to Praxair, Inc.'s 2017 Annual Report on Form 10-K, File No. 1-11037, and incorporated herein by reference).
*10.11h	Form of Non-Employee Director Restricted Stock Unit Award under the Amended and Restated 2009 Praxair, Inc. Long Term Incentive Plan for grants made in 2019 and thereafter (Filed as Exhibit 10.10i to Linde plc's 2019 Annual Report on Form 10-K, Filing No. 1-38730, and incorporated herein by reference).
*10.11i	Form of Transferable Option Award under the Amended and Restated 2009 Praxair, Inc. Long Term Incentive Plan for grants beginning in 2019 (Filed as Exhibit 10.11L to Linde plc's 2018 Annual Report on Form 10-K, Filing No. 1-38730, and incorporated herein by reference).
*10.11j	Form of Restricted Stock Unit Award under the Amended and Restated 2009 Praxair, Inc. Long Term Incentive Plan for grants beginning in 2019 (Filed as Exhibit 10.11M to Linde plc's 2018 Annual Report on Form 10-K, Filing No. 1-38730, and incorporated herein by reference).
*10.11k	Form of Performance Share Unit Award under the Amended and Restated 2009 Praxair, Inc. Long Term Incentive Plan for grants beginning in 2019 with Return on Capital performance metrics (Filed as Exhibit 10.11N to Linde plc's 2018 Annual Report on Form 10-K, Filing No. 1-38730, and incorporated herein by reference).
*10.11l	Form of Performance Share Unit Award under the Amended and Restated 2009 Praxair, Inc. Long Term Incentive Plan for grants beginning in 2019 with Total Shareholder Return performance metrics (Filed as Exhibit 10.11O to Linde plc's 2018 Annual Report on Form 10-K, Filing No. 1-38730, and incorporated herein by reference).
*10.12	Pension Agreement among Linde AG, Linde Holding GmbH and Mr. Sanjiv Lamba, dated December 20, 2019 (Filed as Exhibit 10.13a to Linde plc's 2019 Annual Report on Form 10-K, Filing No. 1-38730, and incorporated herein by reference).
10.13	Offer Letter between Linde plc and Sanjiv Lamba dated November 12, 2021 (Filed as Exhibit 10.1 to Linde plc's current report on Form 8-K dated November 18, 2021, File No. 1-38730, and incorporated herein by reference).
10.14	Nondisclosure, Nonsolicitation and Noncompetition Agreement between Linde Inc. and Sanjiv Lamba dated as of November 7, 2021 (Filed as Exhibit 10.2 to Linde plc's current report on Form 8-K dated November 18, 2021, File No. 1-38730, and incorporated herein by reference).
*10.15	Form of Linde plc Director Indemnification Agreement (Filed as Exhibit 10.1 to the Company's Current Report on Form 8-K, filed on October 31, 2018, File No. 333-218485, and incorporated herein by reference).
21.01	Subsidiaries of Linde plc
23.01	Consent of Independent Registered Public Accounting Firm.
31.01	Rule 13a-14(a) Certification
31.02	Rule 13a-14(a) Certification
32.01	Section 1350 Certification (such certifications are furnished for the information of the Commission and shall not be deemed incorporated by reference into any filing under the Securities Act or the Exchange Act).
32.02	Section 1350 Certification (such certifications are furnished for the information of the Commission and shall not be deemed incorporated by reference into any filing under the Securities Act or the Exchange Act).
101.INS	XBRL Instance Document: The XBRL Instance Document does not appear in the Interactive Data File because its XBRL tags are embedded within the Inline XBRL document.
101.SCH	XBRL Taxonomy Extension Schema
101.CAL	XBRL Taxonomy Extension Calculation Linkbase

<u>Exhibit No.</u>	<u>Description</u>
101.LAB	XBRL Taxonomy Extension Label Linkbase
101.PRE	XBRL Taxonomy Extension Presentation Linkbase
101.DEF	XBRL Taxonomy Extension Definition Linkbase

Copies of exhibits incorporated by reference can be obtained from the SEC and are located in SEC File No. 1-11037.

* Indicates a management contract or compensatory plan or arrangement.

** Certain schedules or similar attachments have been omitted pursuant to Item 601(b)(2) of Regulation S-K. The Registrant agrees to furnish supplemental copies of any of the omitted schedules or attachments upon request by the SEC.

SIGNATURES

Linde plc and Subsidiaries

Pursuant to the requirements of the Securities Exchange Act of 1934, the registrant has duly caused this report to be signed on its behalf by the undersigned thereunto duly authorized.

Linde plc
(Registrant)

Date: February 28, 2022

By: /s/ KELSEY E. HOYT
Kelsey E. Hoyt
Chief Accounting Officer

Pursuant to the requirements of the Securities Exchange Act of 1934, this report has been signed below by the following persons on behalf of the Registrant and in the capacities indicated on February 28, 2022.

<i>/s/</i> PROF. DR. WOLFGANG REITZLE	<i>/s/</i> STEPHEN F. ANGEL	<i>/s/</i> MATTHEW J. WHITE
Wolfgang Reitzle <i>Chairman</i>	Stephen F. Angel <i>Chief Executive Officer and Director</i>	Matthew J. White <i>Chief Financial Officer</i>
<i>/s/</i> PROF. DDR. ANN-KRISTIN ACHLEITNER	<i>/s/</i> DR. CLEMENS BÖRSIG	<i>/s/</i> DR. NANCE K. DICCIANI
Ann-Kristin Achleitner <i>Director</i>	Clemens Börsig <i>Director</i>	Nance K. Dicciani <i>Director</i>
<i>/s/</i> DR. THOMAS ENDERS	<i>/s/</i> FRANZ FEHRENBACH	<i>/s/</i> EDWARD G. GALANTE
Thomas Enders <i>Director</i>	Franz Fehrenbach <i>Director</i>	Edward G. Galante <i>Director</i>
<i>/s/</i> LARRY D. MCVAY	<i>/s/</i> DR. VICTORIA OSSADNIK	<i>/s/</i> PROF. DR. MARTIN H. RICHENHAGEN
Larry D. McVay <i>Director</i>	Victoria Ossadnik <i>Director</i>	Martin Richenhagen <i>Director</i>
<i>/s/</i> ROBERT L. WOOD	<i>/s/</i> ALBERTO WEISSER	<i>/s/</i> JOSEF KAESER
Robert L. Wood <i>Director</i>	Alberto Weisser <i>Director</i>	Josef Kaeser <i>Director</i>

Juan Pelaez

Vice President Investor Relations

Juan.Pelaez@linde.com

+1 203 837-2213

General Inquiries

Investor.Relations@linde.com

+1 203 837-2210

Ordinary Shares Listing (Symbol: LIN)

New York Stock Exchange

Frankfurt Stock Exchange

CUSIP: G5494J 103


ISIN: IE00BZ12WP82

Dividend Reinvestment Plan

Linde provides investors a convenient, low-cost program that allows dividends to be automatically reinvested into additional shares of Linde ordinary shares. Contact Computershare for full details.

For more information visit us online at www.linde.com





Linde plc

Forge, 43 Church Street West, Woking, Surrey, GU21 6HT, United Kingdom

10 Riverview Drive, Danbury, Connecticut 06810, USA

www.linde.com