


**REPORT OF THE DIRECTORS AND
FINANCIAL STATEMENTS FOR THE YEAR ENDED
31ST MARCH 2020
FOR
MALTBRIDGE ISLAND MANAGEMENT COMPANY
LIMITED**

WEDNESDAY



A9KIPL8R

A28

23/12/2020

#2

COMPANIES HOUSE

MALTBRIDGE ISLAND MANAGEMENT COMPANY LIMITED

Company information

Directors

P. Wybrew

S. Brown

Secretary

C. Wenham

Registered office

8 Burtons Mill

Sawbridgeworth

Hertfordshire

CM21 9PL

Company number

01533242

Registered in England and Wales

MALTBRIDGE ISLAND MANAGEMENT COMPANY LIMITED

Report of the Directors

The directors have pleasure in submitting their report and the financial statements for the year ended 31st March 2020.

Review of the business and future developments

The company continues to act in the management of its amenity land. The company does not intend to trade at a profit so no further expansion is planned.

Results

The profit for the year is £6,577.69 (2019 profit of £991).

The directors do not propose the payment of any dividend (2019 £nil).

Tangible fixed assets

Details of any movement in fixed assets are stated in note 2 to the accounts.

Company status

The company is limited by guarantee and does not have a share capital.


Directors

The following directors served on the board during the year:

P. Wybrew, S. Brown

This report is prepared in accordance with the special provisions of part 15 of the Companies Act 2006 relating to small companies.

Approved by the Board on 14th December 2020 and on behalf of the Board:



C. Wenham

Company Secretary

MALTBRIDGE ISLAND MANAGEMENT COMPANY LIMITED

Balance sheet at 31st March 2020

| | | 2020 | 2019 |
|-------------------------------------|------|--------------|--------------|
| | Note | | |
| ASSETS | | | |
| NON-CURRENT ASSETS | | | |
| Tangible fixed assets | 2 | 5 | 5 |
| CURRENT ASSETS | | | |
| Cash at Building Society | | 9,004 | 2,427 |
| TOTAL ASSETS | | 9,009 | 2,432 |
| EQUITY AND LIABILITIES | | | |
| Retained earnings | | 9,004 | 2,427 |
| TOTAL EQUITY AND LIABILITIES | | 9,004 | 2,427 |

The financial statements were approved by the Board on 14th December 2020 and signed on its behalf by:



C. Wenham

Company Secretary

MALTBRIDGE ISLAND MANAGEMENT COMPANY LIMITED

Balance sheet at 31st March 2020


For the year ended 31st March 2020 the company was entitled to exemption from audit under Section 477(2) of the Companies Act 2006.

The members have not required the company to obtain an audit in accordance with Section 476 of the Companies Act 2006.

The directors accept their responsibility for:

- a) ensuring the company keep adequate accounting records which comply with Section 386 of the Companies Act 2006 and
- b) prepare accounts which give a true and fair view of the state of affairs of the company at the end of the financial year, and of its profit or loss for the financial year in accordance with the requirements of Section 393 and which otherwise comply with the requirements of the Companies Act 2006 relating to accounts, so far as is applicable to the company.

The financial statements were approved by the Board on 14th December 2020 and signed on its behalf by:


P. Wybrew
Company Director

MALTBRIDGE ISLAND MANAGEMENT COMPANY LIMITED

Profit and loss account for the year ended 31st March 2020

| | 2020 | 2019 |
|---|-------------|-------------|
| | £ | £ |
| Turnover | 14,180 | 8,752 |
| Administrative expenses | 7,603 | 7,761 |
| | <hr/> | <hr/> |
| Operating profit / (loss) | 6,577 | 991 |
| | <hr/> | <hr/> |
| Interest receivable | - | - |
| | <hr/> | <hr/> |
| Net profit or (loss) before tax | 6,577 | 991 |
| Tax on profit | - | - |
| | <hr/> | <hr/> |
| Profit for the financial year after taxation | 6,577 | 991 |
| | <hr/> <hr/> | <hr/> <hr/> |

There are no gains or losses recognised in these financial statements other than through the Profit and Loss Account.

MALTBRIDGE ISLAND MANAGEMENT COMPANY LIMITED

Notes to the accounts for the year ended 31st March 2020

1. Accounting policies

Basis of preparation of the accounts

The accounts are based on the historical cost convention and include the results of the company's operations that are described in the Directors' Report and all of which are continuing.

Cash flow statement

The company has taken advantage of the exemption in Financial Reporting Standard No. 1 from the requirement to produce a cash flow statement on the grounds that it is a small company.

2. Tangible fixed assets

| | 2020 | 2019 |
|----------------|-------------|-------------|
| | £ | £ |
| Cost | | |
| Amenity land | 5 | 5 |
| | <hr/> | <hr/> |
| Net book value | 5 | 5 |
| | <hr/> <hr/> | <hr/> <hr/> |

3. Operating profit

| | 2020 | 2019 |
|----------------------------|-------------|-------------|
| | <hr/> | <hr/> |
| Operating profit or (loss) | 6,577 | 991 |
| | <hr/> <hr/> | <hr/> <hr/> |

MALTBRIDGE ISLAND MANAGEMENT COMPANY LIMITED

Notes to the accounts for the year ended 31st March 2020

4. Taxation

| | 2020 | 2019 |
|---------------------------|-------------|-------------|
| | <hr/> | <hr/> |
| Corporation tax liability | - | - |
| | <hr/> <hr/> | <hr/> <hr/> |

Maltbridge Island Management Company Limited**Profit and Loss year ended 31st March 2020**

| | <u>2020</u> | <u>2019</u> |
|-----------------------------------|--------------------|--------------------|
| <u>Income</u> | | |
| Residents contribution | 9750.00 | 7250.00 |
| Recovery maintenance costs | 65.06 | 118.34 |
| Building Society Interest | 5.89 | 3.32 |
| Mooring Fees | 460.00 | 630.00 |
| Sinking Fund | 3900.00 | 0.00 |
| Recovery of Pump Costs | 0.00 | 600.00 |
| Insurance Claim re fence | 0.00 | 150.00 |
| | £ 14,180.95 | £ 8,751.66 |
| <u>Expenditure</u> | | |
| Company House Fee | 13.00 | 13.00 |
| Electricity | 441.03 | 699.19 |
| Water | 47.87 | 41.08 |
| Gardening | 3125.09 | 2548.74 |
| Maintenance & Repairs | 1584.00 | 1125.00 |
| Pump Maintenance/Sewage System | 845.87 | 1767.72 |
| Canal & River Trust | 288.00 | 288.00 |
| Insurance | 1167.40 | 1190.50 |
| A.G.M. Expenses | 0.00 | 37.36 |
| Gratuity | 50.00 | 50.00 |
| Stationary | 41.00 | 0.00 |
| | £ 7,603.26 | £ 7,760.59 |
| PROFIT / LOSS FOR THE YEAR | £ 6,577.69 | £ 991.07 |