


AM10

Notice of administrator's progress report



Companies House

TUESDAY



AA9LLG6G

A15

27/07/2021

#278

COMPANIES HOUSE

1 Company details

Company number 0 1 3 7 2 7 8 0

Company name in full Unitrans Ltd

→ Filling in this form
Please complete in typescript or in
bold black capitals.

2 Administrator's name

Full forename(s) Zelf

Surname Hussain

3 Administrator's address

Building name/number PricewaterhouseCoopers LLP

Street 7 More London

Riverside

Post town London

County/Region

Postcode S E 1 2 R T

Country

4 Administrator's name ①

Full forename(s) Peter

Surname Dickens

① Other administrator
Use this section to tell us about
another administrator.

5 Administrator's address ②

Building name/number PricewaterhouseCoopers LLP

Street 1 Hardman Square

Post town Manchester

County/Region

Postcode M 3 3 E B

Country

② Other administrator
Use this section to tell us about
another administrator.

AM10

Notice of administrator's progress report

6 Period of progress report

From date	d	3	d	0	m	1	m	2	y	2	y	0	y	2	y	0
To date	d	2	d	9	m	0	m	6	y	2	y	0	y	2	y	1

7 Progress report

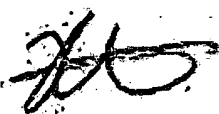
☒ I attach a copy of the progress report

8 Sign and date

Administrator's
signature

Signature

X



X

Signature date

d	2	d	3	m	0	m	7	y	2	y	0	y	2	y	1
---	---	---	---	---	---	---	---	---	---	---	---	---	---	---	---

AM10

Notice of administrator's progress report



Presenter information

You do not have to give any contact information, but if you do it will help Companies House if there is a query on the form. The contact information you give will be visible to searchers of the public record.

Contact name Sian Barraclough

Company name PricewaterhouseCoopers LLP

Address 8th Floor Central Square
29 Wellington Street

Post town Leeds

County/Region

Postcode L S 1 4 D L

Country

DX

Telephone 0113 289 4000



Checklist

We may return forms completed incorrectly or with information missing.

Please make sure you have remembered the following:

- ☐ The company name and number match the information held on the public Register.
- ☐ You have attached the required documents.
- ☐ You have signed the form.



Important information

All information on this form will appear on the public record.



Where to send

You may return this form to any Companies House address, however for expediency we advise you to return it to the address below:

The Registrar of Companies, Companies House,
Crown Way, Cardiff, Wales, CF14 3UZ.
DX 33050 Cardiff.



Further information

For further information please see the guidance notes on the website at www.gov.uk/companieshouse or email enquiries@companieshouse.gov.uk

This form is available in an alternative format. Please visit the forms page on the website at www.gov.uk/companieshouse

Continuation page

Name and address of insolvency practitioner

✓ **What this form is for**
Use this continuation page to tell us about another insolvency practitioner where more than 2 are already jointly appointed. ❶
Attach this to the relevant form. ❶
Use extra copies to tell us of additional insolvency practitioners.

✗ **What this form is NOT for**
You can't use this continuation page to tell us about an appointment, resignation, removal or vacation of office.

→ **Filling in this form**
Please complete in typescript or in bold black capitals.
All fields are mandatory unless specified or indicated by *

1 Appointment type

Tick to show the nature of the appointment:

- ☒ Administrator
- ☐ Administrative receiver
- ☐ Receiver
- ☐ Manager
- ☐ Nominee
- ☐ Supervisor
- ☐ Liquidator
- ☐ Provisional liquidator

❶ You can use this continuation page with the following forms:
- VAM1, VAM2, VAM3, VAM4, VAM6, VAM7
- CVA1, CVA3, CVA4
- AM02, AM03, AM04, AM05, AM06, AM07, AM08, AM09, AM10, AM12, AM13, AM14, AM19, AM20, AM21, AM22, AM23, AM24, AM25
- REC1, REC2, REC3
- LIQ2, LIQ3, LIQ05, LIQ13, LIQ14, WU07, WU15
- COM1, COM2, COM3, COM4
- NDISC

2 Insolvency practitioner's name

Full forename(s) Yulia

Surname Marshall

3 Insolvency practitioner's address

Building name/number PricewaterhouseCoopers LLP

Street 7 More London

Riverside

Post town London

County/Region

Postcode S E 1 2 R T

Country

Joint administrators' progress report from 30 December 2020 to 29 June 2021

**Blue Group - certain companies in
administration**

23 July 2021

Table of contents

Abbreviations and definitions	4
Key messages	7
Appendix A: Receipts and payments	19
Appendix B: Expenses	53
Appendix C: Remuneration update	60
Appendix D: Pre-administration costs	67
Appendix E: Group Structure	68
Appendix F: Other information	69

The following table shows the companies that are the subject of this report. Also shown are the court references, company registration numbers and abbreviations we may use to describe them. In all cases, the relevant court is the High Court of Justice Business and Property Courts of England and Wales Insolvency & Companies List (ChD).

Company		Abbreviation	Court reference	Company number
Blue Group UK Furniture Limited		BGUF	CR-2020-002918	02237159
Blue Group Hold Co Limited		BGHC	CR-2020-002915	12040448
Blue Group UK Beds Limited	*	BGUKB	CR-2020-002902	08431253
Blue Group UK Manufacturing Limited	*	BGUKM	CR-2020-002897	04209321
Blue Group UK Retail Limited	*	BGUKR	CR-2020-002906	00040754
Blue Group UK Group Properties Limited	*	BGUKGP	CR-2020-002903	01024575
Formation Furniture Limited	*	FFL	CR-2020-002905	03223063
Homestyle Group Operations Limited	*	HGOL	CR-2020-002904	03130486
Property Portfolio (No 1) Limited		PP1	CR-2020-002919	00281055
Property Portfolio (No 2) Limited		PP2	CR-2020-002917	03511999
Property Portfolio (No 8) Limited		PP8	CR-2020-002921	02347258
Property Portfolio (No 11)		PP11	CR-2020-002923	02236968
Property Portfolio (No 14) Limited		PP14	CR-2020-002926	02910567
Property Portfolio (No 15) Limited		PP15	CR-2020-002925	00884341
Property Portfolio (No 17) Limited		PP17	CR-2020-002924	02287644
Wellington Realisations Group Limited (formerly Relyon Group Limited)	*	WRGL	CR-2020-002901	00859590
Wellington Realisations Limited (formerly Relyon Limited)	*	WRL	CR-2020-002899	00470381
Serais Investments Limited	*	SIL	CR-2020-002908	01264703
Unitrans UK Limited	*	UUK	CR-2020-002896	05523545
Unitrans Logistics (UK) Limited	*	ULUK	CR-2020-002898	05523550
Unitrans Limited	*	UL	CR-2020-002900	01372780

** only these companies have granted security over their business and assets by way of a debenture.*

In addition to the above, the administration of Property Portfolio (No 7) Limited ("PP7") has been brought to a close during the period of this report.

Abbreviations and definitions

The following table shows the abbreviations and insolvency terms that may be used in this report:

Abbreviation or definition	Meaning
Joint Administrators / we / us / our	Zelf Hussain, Peter David Dickens and Yulia Marshall in respect of all the Companies except Formation Furniture Limited and Zelf Hussain, Peter David Dickens, Yulia Marshall and Ross David Connock in respect of Formation Furniture Limited
BDO	BDO LLP
Alteri	Alteri Investors
Blue Group / the Companies	All of the companies listed on page 3
BEIS	Department for Business, Energy & Industrial Strategy
Brownlow	Brownlow Utilities Ltd
CAPA	Consultiam Property Limited, trading as CAPA
CJRS	Coronavirus Job Retention Scheme
Creation	Creation Financial Services Limited
ERS	European Retail Solutions II Ltd, agents engaged to assist with Harveys stock disposal
FCA	Financial Conduct Authority
Finance Companies	Creation Financial Services Limited V12 Retail Finance Limited
Group	The Blue Group Hold Co Limited and its subsidiaries (see Group Structure at Appendix E)
Harvey's	Harveys / Harveys Furniture (trading style)
HMRC	HM Revenue & Customs
Hilco	Hilco Valuation Services
IA86	Insolvency Act 1986
IR16	Insolvency (England and Wales) Rules 2016
IRS	AUA Insolvency Risk Services Limited, trading as Insolvency Risk Services
JCP	Jobcentre Plus, part of the Department for Work and Pensions
the Licence / LTO	Licence to occupy leasehold premises
PHD	PHD Property Advisory Ltd
Pre-pack sale	The sale of certain of the Companies' business and assets, completed immediately following our appointment as joint administrators. The transaction largely related to the Bensons for Beds business and is explained more fully in our Proposals.
Preferential creditors	Primarily employee claims for unpaid wages earned in the four months before the insolvency up to £800, holiday pay and unpaid pension contributions in certain circumstances

Abbreviation or definition	Meaning
Prescribed part	The amount set aside for unsecured creditors from floating charge funds in accordance with Section 176A IA86 and the Insolvency Act 1986 (Prescribed Part) Order 2003
Proposals	Joint administrators' proposals for achieving the purpose of administration dated 8 July 2020
the Relyon Purchaser	Relyon Beds Limited (formerly Michco 2001 Limited)
the Bensons Purchasers	Bensonsforbedsretail Limited, Bensonsforbedsmanufacturing Limited and BlueGroup Propco Limited
the Purchasers	together, the Bensons Purchasers and the Relyon Purchaser
PwC	PricewaterhouseCoopers LLP
ReACT	ReACT is a partnership between Careers Wales, Jobcentre Plus and the Welsh Government. It is aimed at assisting individuals impacted by redundancies to gain new skills, overcome obstacles and improve their chances of returning to work as quickly as possible.
RPS	Redundancy Payments Service, part of the Insolvency Service, which is an executive agency sponsored by BEIS, and which authorises and pays the statutory claims of employees of insolvent companies under the Employment Rights Act 1996.
Secured Creditor	A creditor with security in respect of their debt, in accordance with Section 248 IA86. The only secured creditor of the Companies is Alteri.
Shoosmiths	Shoosmiths LLP (a law firm)
Sch B1 IA86	Schedule B1 to the Insolvency Act 1986
SIP	Statement of Insolvency Practice. SIPs are issued to insolvency practitioners under procedures agreed between the insolvency regulatory authorities. SIPs set out principles and key compliance standards with which insolvency practitioners are required to comply.
SIP 9	Statement of Insolvency Practice 9: Payments to insolvency office holders and their associates
SIP 13	Statement of Insolvency Practice 13: Disposal of assets to connected parties in an insolvency process
SIP 16	Statement of Insolvency Practice 16: Pre-packaged sales in administrations
Bensons SPA	Sale and purchase agreement: The agreement for the sale and purchase of the business and assets dated 30 June 2020 and made between the Companies (excluding Blue Group Hold Co Limited) and the Bensons Purchasers.
Relyon SPA	Sale and purchase agreement: the agreement for the sale and purchase of the business and assets date 3 August 2020 and made between RL, the Relyon Purchaser and certain other third party entities.
Steinhoff	Steinhoff International Holdings NV
TSA	Transitional Service Agreement
TUPE	Transfer of Undertakings (Protection of Employment) Regulations 2006
Unsecured Creditors	Creditors who are neither secured nor preferential
V12	V12 Retail Finance Limited
VAT	Value Added Tax

This report has been prepared by Zelf Hussain, Peter Dickens, Yulia Marshall and Ross Connock as joint administrators of the Companies, solely to comply with their statutory duty to report to creditors under IR16 on the progress of the administrations of the Companies, and for no other purpose. It is not suitable to be relied upon by any other person, or for any other purpose, or in any other context.

This report has not been prepared in contemplation of it being used, and it is not suitable to be used, to inform any investment decision in relation to the debt of or any financial investment in the Companies.

Any estimated outcomes for creditors included in this report are illustrative only and cannot be relied upon as guidance as to the actual outcome for creditors.

Any persons choosing to rely on this report for any purpose or in any context other than under IR16 do so at their own risk. To the fullest extent permitted by law, the joint administrators do not assume any liability in respect of this report to any such person.

Please note you should read this report in conjunction with the joint administrators' previous reports issued to the Companies' creditors, which can be found at pwc.co.uk/bluegroup. Unless stated otherwise, all amounts in this report and appendices are stated net of VAT.

Zelf Hussain, Peter David Dickens and Yulia Marshall have been appointed as joint administrators of Blue Group Hold Co Limited, Blue Group UK Retail Limited, Blue Group UK Group Properties Limited, Blue Group UK Furniture Limited, Serais Investments Limited, Homestyle Group Operations Limited, Blue Group Furniture Limited, Blue Group UK Manufacturing Limited, Wellington Realisations Group Limited, Wellington Realisations Limited, Blue Group UK Beds Limited, Unitrans UK Limited, Unitrans Logistics (UK) Limited, Unitrans Limited, Property Portfolio (No 1) Limited, Property Portfolio (No 11), Property Portfolio (No 14) Limited, Property Portfolio (No 15) Limited, Property Portfolio (No 17) Limited, Property Portfolio (No 2) Limited and Property Portfolio (No 8) Limited to manage their affairs, business and property as their agents and act without personal liability.

Zelf Hussain, Peter David Dickens, Yulia Marshall and Ross David Connock have been appointed as joint administrators of Formation Furniture Limited to manage its affairs, business and property as its agents and act without personal liability.

The joint administrators are licenced in the United Kingdom to act as insolvency practitioners by the Institute of Chartered Accountants in England and Wales.

The joint administrators may act as controllers of personal data as defined by UK data protection law depending upon the specific processing activities undertaken. PricewaterhouseCoopers LLP may act as a processor on the instructions of the joint administrators. Personal data will be kept secure and processed only for matters relating to the joint administrators' appointment. Further details are available in the privacy statement on the PwC.co.uk website or by contacting the joint administrators.

PricewaterhouseCoopers LLP is a limited liability partnership registered in England with registered number OC303525. The registered office of PricewaterhouseCoopers LLP is 1 Embankment Place, London WC2N 6RH. PricewaterhouseCoopers LLP is authorised and regulated by the Financial Conduct Authority for designated investment business.

Key messages

Why we've sent you this report

I'm writing to update you on the progress of the administration of the Companies in the six months since our last report as joint administrators dated 27 January 2021. Collectively the administrations are large and complex and therefore this report provides only a high-level overview of the key matters in each case; it does not attempt to report fully on the detail and extent of our work. The key messages for creditors are set out below.

You can still view our earlier reports on our website at www.pwc.co.uk/bluegroup. Please get in touch with us at uk_bluegroup_creditors@pwc.com if you need any of the passwords to access the reports.

How much creditors may receive

We set out below the position in respect of the creditors of each of the Companies individually.

Secured creditors

As advised in our Proposals, the Secured Creditor was owed £42m at the time the Companies entered into administration. On page 3 of this report we indicated which Companies had granted security over their assets to the Secured Creditor. The effect of the pre-pack sale on 30 June 2020 (as detailed in our Proposals and summarised in our previous report) immediately reduced the Secured Creditor's indebtedness by £23m.

Further distributions of £2.3m have been made to the Secured Creditor during the period covered by this report, all of which arose in the Blue Group UK Retail Ltd estate driven by the continued trading realisations. In total, £38.5m of distributions have been made to the Secured Creditor during the period of administration (including the £23m effect of the pre-pack sale). Future recoveries are expected from the remaining assets.

We currently estimate that the Secured Creditor's overall recovery from the administrations will be in the region of 93% to 99%.

Since our previous report, the projected return to secured creditors has increased from 86-93%, due to improved asset realisations generated through the continued trading of the stores and subsequent stock realisations.

Preferential creditors

We expect there to be sufficient funds available to pay the employee preferential claims in full in BGUKR, WRL and FFL only.* Since our last report we can confirm that no employees were retained for UUK and no preferential claims have arisen.

A number of employees have made claims in the Employment Tribunal for a Protective Award which we detail later in this report. It is not possible to make a distribution to the preferential creditors until such time as these claims have been settled. Given the impact of the COVID pandemic on the Employment Tribunal procedures, we are unable to advise when these claims will be settled due to the nature of the claims and the process involved. However, we anticipate that the matter will be resolved in time to enable a dividend distribution to be made within the next 3-9 months.

Unsecured creditors

We do not expect there will be a dividend to unsecured creditors (from the prescribed part or otherwise) in relation to these companies: BGHC, BGUF, UUK, ULUK, UL, PP1, PP2, PP8, PP11, PP14, PP15 and PP17. In the table on the next page, we set out our current expectations on the dividend prospects in relation to all other companies.

Please note that where dividends are available, these are expected to be from the statutory prescribed part funds only. The following table is illustrative at this stage. The estimated value of the net property and therefore dividend to unsecured creditors, may reduce in future once the basis of the Administrator's fees has been approved. In addition, the final level of dividend available to creditors will depend on total claims received and admitted in the respective companies.

Company	Estimated value of net property (£k)	Estimated prescribed part (£k)	% dividend	Timing
BGUKR	27,841	600	0 - 1	6-12 months
BGUKGP	3,575	600	2 - 3	6-12 months
HGOL	51	13	0 - 1	6-12 months
FFL	1,249	253	1 - 2*	6-12 months
BGUKM	99	23	0 - 1	6-12 months
WRGL	597	122	5 - 7	6-12 months
WRL	2,241	451	4 - 6	6-12 months
BGUKB	7,663	600	8 - 10	6-12 months
SIL **	139	31	100	6-12 months

*On appointment we were advised of amounts held in a pooling account on trust for a number of the entities, including FFL. The Group cash pooling agreement set out how the amounts should be split between the entities subject to the cash pooling agreement. Following a review of the cash pooling agreement by our legal advisors, they requested counsel's opinion on the matter. Counsel concluded that the initial calculation determined by the agreement was inaccurate, and that the funds should be redistributed. The redistribution of the funds based on counsel's opinion resulted in FFL's portion of the amounts being reduced to nil, compared with £0.7m in the initial allocation, reducing the % dividend accordingly.

** SIL is a dormant entity. The estimated net property is derived from the estimated dividend due to SIL from the prescribed part distribution in BGUKGP. This results in a prescribed part distribution in SIL of c.£31k. The entity has c£20k of unsecured creditors hence an estimated dividend recovery of 100%. Please note that this estimate is before the application of any fees or costs.

What you need to do

If you are a creditor of one of the companies shown in the table above and you haven't already done so, please send your claim to us so that we can agree it in principle.

Our preferred method for creditors to submit claims and supporting documents is via the Turnkey (IPS) online portal, as this is the most efficient and cost effective way for us to deal with your claim and also allows you to better track its status. We therefore recommend the use of the online portal for claim submission. Your unique login details should have been sent to you separately. In the event you have yet to receive your login details, please email us with your postal address at uk_bluegroup_creditors@pwc.com.

Please note that should you wish to vote in relation to any decision procedure during the administrations or object to a decision sought by deemed consent, you'll need to submit a proof of debt, even if one is not required for dividend purposes.

Overview of what we've done to date

Work streams per Company

The following table highlights the main work streams undertaken in the period in order to deal with the Companies' business and assets. Note that this is not an exhaustive list.

Name of Company	Work undertaken to date
BGUKR	<ul style="list-style-type: none"> • Trading the business in administration to sell Harveys stock through the retail store network • Dealing with properties under LTO • Recovery of sundry assets and refunds • Dealing with Merchant service providers • Overseeing and progressing the completion of open book orders and ring fenced deposit refunds • Review and recovery of intercompany claims • Dealing with employee related matters including payroll and redundancies
WRL	<ul style="list-style-type: none"> • Collection of third party book debts • Review and recovery of intercompany claims • Recovery of sundry assets and refunds • Completion of open book orders
FFL	<ul style="list-style-type: none"> • Managed wind down and sale of assets ex-situ • Recovery of sundry assets and refunds including water and rates refunds • Dealing with employee related matters including payroll and redundancies • Review and recovery of intercompany claims
BGUKGP and HGOL	<ul style="list-style-type: none"> • Dealing with properties under LTO • Instructing agents to conduct property reviews • Recovery of sundry assets and refunds • Review and recovery of intercompany claims
SIL, ULUK and WRGL	<ul style="list-style-type: none"> • Dealing with ROT claims queries and assessing validity • Review and recovery of intercompany claims • Recovery of sundry assets and refunds
BGUKB	<ul style="list-style-type: none"> • Collection of third party book debts • Recovery of sundry assets and refunds • Review and recovery of intercompany claims
BGUKM	<ul style="list-style-type: none"> • Dealing with properties under LTO • Recovery of sundry assets and refunds • Review and recovery of intercompany claims
UL	<ul style="list-style-type: none"> • Agreeing formal surrender of property
UUK	<ul style="list-style-type: none"> • Recovery of sundry assets and refunds
PP2, PP17	<ul style="list-style-type: none"> • Dealing with properties under LTO
PP7, PP11	<ul style="list-style-type: none"> • Dealing with closure procedures
PP1, PP8, PP14, PP15	<ul style="list-style-type: none"> • Dealing with properties under LTO • Recovery of sundry assets and refunds

What we still need to do

When we last reported, the key outstanding matters in the administration were as follows:

- Obtain formal approval for the pre-administration costs, our remuneration and disbursements from the relevant fee approving body for each company;
- Subject to the availability of funds, make further distributions to the Secured Creditor under the terms of its fixed and floating charge security;
- Distribute funds to the preferential creditors of BGUKR, WRL and FFL;
- Finalise trading of the remaining stores;
- Ensure completion of order book and deposit refunds;
- Finalise sales of remaining assets and the collection of book debts;
- Where sufficient funds are available, review and adjudicate upon unsecured claims and distribute funds to the unsecured creditors by virtue of the prescribed part;
- Review and submit the Companies' post-appointment VAT returns to HMRC;
- Review and submit the Companies' post-appointment corporation tax returns, and seek clearance when appropriate; and
- Deal with closure matters, including drafting and issuing our final progress report, closure of our internal systems and clearances from other third parties as might be required.

In the next section we provide details of our progress in this respect.

Progress since we last reported

Trading

Due to the ongoing COVID-19 pandemic, resultant restrictions and lockdowns imposed by the UK government, trading temporarily ceased in January 2021 and we continued to monitor and review our trading plans in light of the changing restrictions. Trading recommenced on 12 April 2021 when the government restrictions allowed stores to reopen.

On 26 June 2021 the last three stores ceased trading with all the remaining stock being sold. Our agents, ERS, have confirmed that all stores have been vacated and keys returned to the relevant landlords. In total, trading sales in the administration amounted to £18.9m compared to stock at cost of £15.2m, demonstrating a stock cost recovery of 124%. The strategy to continue trading has enhanced stock realisations for the benefit of creditors.

Properties occupied by the Purchasers under licence

As you may recall from our Proposals and last progress report, on appointment, the Joint Administrators granted the Bensons Purchasers a LTO for certain properties within the portfolio for an initial period of 6 months to 29 December 2020, which was further extended by two 3 month periods which were to run until 29 June 2021. During the period of this report, the Purchasers have made further progress with landlords, negotiating the completion of one rent concession, 38 new leases, 3 lease assignments and 13 offers to surrender whereby properties are no longer required. The LTO for the remaining properties, which was due to expire on 29 June 2021, has been formally extended for a further period of 6 months.

Total stores	Stores surrendered / novated to date	Stores currently under LTO	Stores with a rent concession in place
248	197	51	27*

**This number is also included within the number of stores currently under LTO.*

Properties wholly occupied by the Companies - retail

As part of our trading strategy for the Harveys retail business, we retained 20 stand-alone retail stores at the date of appointment. We engaged CAPA to negotiate the terms of our occupation with landlords and they were able to agree one discounted and six rent free periods, at sites where the commercial viability of ongoing trade was uncertain.

In addition, the Bensons Purchasers agreed that Harveys could continue to share floor space and initially trade from 119 retail stores which were being utilised by the Bensons Purchasers under the licence.

The trading of the Harveys stores in the administration has been under constant review, with the portfolio of stores reducing over the period. The final two shared stores were vacated in May 2021 and the final three standalone Harveys stores closed at the end of June 2021.

Employees

We have set out in the following table a summary of the number of employees within each of the employing entities. Following the final store closures during June 2021, there are no remaining employees for any of the Companies.

Entity name	Total employees on appointment	TUPE	Leavers (Redundancy/Resignation)	Employed at 29 June 2021
BGUKR	2,859	1,899	960	0
FFL	244	0	244	0
WRL	366	281	85	0

Payroll, employee engagement and CJRS claims

As detailed in our last report, as a result of the Government's COVID-19 restrictions, a number of staff were furloughed prior to our appointment and claims were made by the Companies. Further details of these claims are included in our previous report.

During the lockdown period announced in January 2021 all remaining BGUKR employees were fully furloughed until April 2021 when the restriction on non essential retail stores was lifted. A total of 21 claims totalling £107,961 were made under the CJRS by the Joint Administrators during the trading period for BGUKR.

We have continued to work with the Bensons payroll team to process payroll for all BGUKR employees who were retained during the period. All employees have now been made redundant and the final payroll will be paid on 30 July 2021. Associated payroll deductions such as HMRC amounts will be paid in line with statutory reporting deadlines and this should conclude all payroll matters.

Employment Tribunals / Protective Awards

A number of redundant employees of BGUKR and FFL have claimed that there was insufficient collective consultation prior to their redundancy and so have made claims in the Employment Tribunal for a Protective Award. To minimise costs, these claims will be allowed to proceed to hearing but BGUKR and FFL will take no active part. The expected outcome is that a Protective Award for 90 days pay will be made. The Redundancy Payments Service will pay up to 56 days (8 weeks) at the statutory limit and claimants will have unsecured claims for the remainder.

As detailed earlier in this report, we are unable to advise when these claims will be settled due to the nature of the claims and the process involved, however, anticipate that the matter will be resolved in time to enable a dividend distribution to be made within the next 3-9 months.

Ongoing Support

To ensure that employees are supported during the administration period and following employment ending we have maintained a small presence in responding to employee enquiries. During the period we have answered 189 employee enquiries.

Blue Group UK Retail Limited

We have supported the ongoing employment of staff assigned to the Harvey's business. To support ongoing employment, staff were redeployed from closed stores into trading stores and were paid travel expenses. The retention and commission schemes implemented for eligible retail staff have been paid for amounts earned during the relevant period.

To support the preferential claims agreement process, the retained employees have been paid their pre appointment accrued holidays in their final salary payment along with any accrued holidays owed for the administration period.

Redundant employees have been provided with details of how to make claims to the Redundancy Payments Service for statutory amounts owed to them.

The process to distribute funds to BGUKR's preferential creditors will start when the RPS has made payments to former employees if their claims for a Protective Award are successful. This is so that former employee preferential and unsecured claims can be agreed at the same time to reduce costs of claims agreement.

Formation Furniture Limited

We retained a small number of staff to assist with the wind down process, all of whom have now been made redundant. The final redundancies took place on 29 January 2021.

The process to distribute funds to FFL's preferential creditors will start when the RPS has made payments to former employees if their claims for a Protective Award are successful. This is so that former employee preferential and unsecured claims can be agreed at the same time to reduce costs of claims agreement.

There has been active correspondence between 2 claimants and the Employment Tribunal in respect of disputed information. FFL's position is that it will take no active part in these claims in order to reduce costs to creditors.

Wellington Realisations Limited (formerly Relyon Limited)

The process to distribute funds to WRL's preferential creditors will start when the RPS has made payments to former employees if their claims for a Protective Award are successful. This is so that former employee preferential and unsecured claims can be agreed at the same time to reduce costs of claims agreement.

Other assets

Merchant services and finance providers

On appointment, various merchant services and consumer finance providers to BGUKR held deposits which we were seeking to recover. Initial information suggested that Creation and V12 held provisions of £2.1m and £0.3m respectively. To date we have received £0.5m from Creation and are continuing to pursue information and settlement of sums due. We continue to liaise with V12 regarding the recovery and allocation of monies. We will provide a further update on the position with Creation and V12 in our next report. £0.1m has been received from Paypal and £2.0m from Worldpay with no further monies due.

Business rates and service charge refunds

We instructed our agents, CAPA, to perform a business rates and service charge review to determine whether any refunds were due in respect of the Companies' premises. To date we have received £170k in business rates refunds with a further £140k confirmed as being due to be refunded. In addition, CAPA are currently liaising with the relevant local authorities in respect of potential further business rates refunds of £100k.

The pertinent information required to be able to liaise with the requisite agents and enquire as to whether any service charge refunds were due was collated and potential refunds of c.£30k were identified. After further communication with the landlords it became apparent that their debt was far greater than originally anticipated and would offset any potential refunds. As it has been determined that no recoveries are due our work in respect of this has now been concluded.

Third party and leased assets

As at the date of our appointment, several of the companies (BGUKR, BGUKB, WRL, FFL and UL) held a number of leased assets including commercial and employee vehicles and IT equipment. We provided commitments to pay for the ongoing costs where the assets were still required by the business and where leased assets were not required we liaised with the Bensons Purchasers to novate assets they wished to utilise. Any remaining leased assets which were not required by either party have been returned to the suppliers. Our work has now been concluded on this matter.

Book debts

As at the date of our appointment, opening net debtor balances for WRL, BGUKB and BGUKGP totalled £1.9m. After accounting for intercompany debtors and write-offs, the balance was £1.5m.

The largest debtors were identified and contacted directly and those debtors were chased on an ongoing basis for payment. For smaller debtor balances, letters were sent requesting payment. In total £1.3m of the debtor balance was recovered.

The remaining £0.2m is not believed to be recoverable as it relates to customers with significantly aged debt and we have encountered inaccuracies in the historic debtors ledger which may also impact recoverability. Due to the COVID-19 pandemic and low value of these transactions, the recoverability of these balances is deemed to be remote.

Intercompany debtors and creditors

We are continuing to review the intercompany debtors and creditors position. Claims will be submitted and subsequently adjudicated upon in the relevant entities where distributions are available for unsecured creditors in due course.

Ex-situ plant and machinery sales

No further realisations of plant and machinery were achieved during this period and no further realisations are expected. In total £0.78m of plant and machinery sales were achieved across the estates.

Post sale matters

Monitoring the Purchasers' fulfillment of the customer orders

During the period covered by this report, the Bensons Purchasers have completed c.5,000 orders which has further mitigated the value of outstanding customer deposits by c.£0.9m. Of the deposits held on trust, the Bensons Purchasers have identified a further c.200 orders within this reporting period which were impracticable to fulfil, with refunds of c.£0.1m being returned to these former customers by the Bensons Purchasers during the period.

The residual order book consists of c.200 unfulfilled customer orders, with deposits totalling c.£22,713 plus VAT still awaiting completion or a refund paid by the Bensons Purchasers. The Bensons Purchasers are endeavouring to fulfill the remaining customer orders and continue to take steps to complete them, notwithstanding challenges in the supply chain. If required, we will update the residual customers in subsequent progress reports.

Customer communications

We continue to receive queries from current and former customers of Bensons for Beds and Harveys to our monitored mailbox and also to PwC's switchboard in London. These calls continue to be emailed over to the case team via our monitored mailboxes. A total of 1,926 customer emails have been received in this reporting period, of which 1,884 have been reviewed and dealt with. Our dedicated team are continuing to respond to customers and, whilst the number of queries being received on a daily basis has significantly reduced, we have retained one member of staff from the case team to deal with these queries for a number of months.

Of the customer queries still to be reviewed, 42 relate to issues with Creation Finance and V12 Retail Finance agreements. We continue to liaise with the Purchasers and the Finance Companies to resolve these queries.

Guardsman issue

BGUKR was party to an agreement with AmTrust Europe Limited and Guardsman Industries Limited regarding the provision of domestic furniture insurance. We are currently pursuing a debtor sum due from Guardsman Industries Limited in respect of replacement goods provided by BGUKR.

Interchange claim (Visa)

BGUKR had previously entered into an action regarding interchange fees, that is, charges levied by certain credit card companies which have subsequently been ruled to be unfair. The claim against Mastercard was settled prior to the administration. We are continuing to collate information regarding a similar claim against Visa and making enquiries with various parties to ascertain the optimum route in respect of the claim.

Connected party transactions

SIP 13 requires us to disclose details of the disposal of any of the Company's assets to connected parties.

No connected party transactions have been made in the period. For details of connected party transactions in prior periods, please refer to our previous reports. A full explanation can be found in our SIP16 report which is accessible via our website at www.pwc.co.uk/bluegroup.

Services provided by the Companies under the TSAs

The Companies shared head office and central support functions, including logistics, IT, HR and customer services. As part of our initial trading strategy, we reviewed the shared services and agreed with the purchasers the ongoing basis on which this arrangement would continue. TSAs were agreed between the various businesses in order to limit disruption for the Purchasers and to provide adequate support to the Administrators during the Harveys trading period. We have worked with the Purchasers and suppliers to reconcile and agree the value of recharges under the TSAs which have now been finalised.

Other matters

Books and records

As previously reported, due to the size of the Group, a high volume of records were held of which some we are required to retain by law.

All record collection for trading stores has now been concluded.

Insurance

Immediately upon our appointments we notified our brokers, IRS, that insurance cover was required for all entities within the Blue Group. The insurance covered stock, motor vehicles (including fleet vehicles), material damage for property, cash, employers' liability, and public and property liability.

We have continued to liaise with IRS on a regular basis due to the evolving situation regarding the trading of the businesses and the necessary site closures. Our insurance requirements have changed due to this and we have, and continue to, monitor and liaise with IRS at regular intervals to ensure the insurance in place is suitable and sufficient for the administration requirements of each entity and each site, and where insurance is no longer required that insurance is cancelled from the relevant date.

As detailed in our previous report, IRS identified a small number of insurance claims that could possibly generate financial returns for the estate. IRS are continuing to liaise with the Loss Adjusters in respect of these but at this stage a settlement has not yet been agreed.

Rates and utilities

The Companies continued to occupy a number of premises for a varying number of weeks (and in some cases months), following our appointments. This meant that the Companies continued to be responsible for the payment of electricity, gas, water and telephone supplies as an expense of the administrations, in totality for stand-alone stores and partially for joint stores, from the date of our appointment to the date that stores were vacated.

As detailed previously, an exercise is currently ongoing to make payments to suppliers of each store for the period of occupation. However, given the quantity of stores and suppliers, and the volume of information involved, this exercise will take some time to complete.

Under the Government's business rates holiday, the Companies have not incurred rates costs on retail stores.

As mentioned earlier in this report, CAPA are in the process of investigating potential rates refunds due in respect of the Companies' premises and are continuing to liaise with the relevant local authorities in this regard.

Statutory and compliance

During the period covered by this report we have continued to comply with our statutory obligations. These include preparing and delivering our first progress report to creditors, preparation of the second progress report, preparation and delivery of notices of the extension of the administrations, statutory filing of documents and internal controls to ensure the administration strategies continue to be appropriate and outstanding matters are being progressed on a timely basis.

Tax

During the period covered by this report and in line with our statutory obligations, we have:

- Prepared and submitted the FY19 period tax returns for BGUKGP, BGUKR, HGOL, SIL, UL, BGUKB, BGUKM, FFL, WRGL, WRL ULUK and UUK. As joint administrators we will continue to file the relevant returns and will liaise with HMRC at the appropriate time to obtain the necessary clearances; and
- Adhered to the SAO legislation and submitted the 2019 SAO certificate and notification.

VAT

During the period covered by this report, our VAT team prepared and submitted the first two post-appointment VAT returns for the BGUKR VAT group to HMRC. The VAT returns covered the period 30 June 2020 to 26 December 2020 and 27 December 2020 to 27 March 2021 and showed VAT payments due to HMRC of £5.9m and c.£159k respectively. These payments were made to HMRC on a timely basis. Alongside the VAT return preparation and submission, we receive ongoing advice from our VAT team on the VAT treatment and implications of any sales or disposals in the course of the administration.

The next VAT return due to HMRC is for the period from 28 March 2021 to 26 June 2021, which will be prepared and submitted to HMRC in the next reporting period.

Investigations and actions

Nothing has come to our attention during the period under review to suggest that we need to do any more work in line with our duties under the Company Directors' Disqualification Act 1986 and Statement of Insolvency Practice No.2.

Administration Extensions and Closures

The administrations of the Companies were due to expire on 29 June 2021. Due to the ongoing matters referred to earlier in this report, it has been necessary to extend all of the administrations, with the exception of PP7, for a period of 12 months to allow time for all matters to be concluded.

On 1 June 2021 we obtained approval from the requisite approving body of creditors for each of the Companies, with the exception of BGHCO, to extend the administrations for a period of 12 months (please see Appendix F). Approval from the requisite body of creditors for BGHCO was obtained on 3 June 2021.

The administration of PP7 was finalised on 17 June 2021. Our final report was issued to all relevant creditors of the company on 17 June 2021 and the relevant notice filed with the Registrar of Companies was also filed on this date. The company will be dissolved three months after this date.

Our receipts and payments accounts

We set out in Appendix A accounts of our receipts and payments in the administrations from 30 December 2020 to 29 June 2021, which include a cumulative account to date.

Our expenses

We set out in Appendix B statements of the expenses we've incurred to the date covered by this report and an estimate of our future expenses. The statements exclude any potential tax liabilities that we may need to pay as an administration expense in due course because amounts due will depend on the position at the end of the tax accounting period.

Our fees

We set out in Appendix C an update on our remuneration which covers our fees, disbursements and other related matters in this case.

Pre-administration costs

You can find in Appendix D information about the approval of the unpaid pre-administration costs previously detailed in our proposals.

Creditors' rights

Creditors have the right to ask for more information within 21 days of receiving this report as set out in Rule 18.9 IR16. Any request must be in writing. Creditors can also challenge fees and expenses within eight weeks of receiving this report as set out in Rule 18.34. This information can also be found in the guide to fees at:

<https://www.icaew.com/-/media/corporate/files/technical/insolvency/creditors-guides/2017/administration-creditor-fee-guide-6-april-2017.ashx?la=en>

You can also get a copy free of charge by contacting us at uk_bluegroup_creditors@pwc.com.

What we still need to do

- Obtain formal approval for the pre-administration costs, our remuneration and disbursements from the relevant fee approving body in each of the Companies
- Subject to the availability of funds, make further distributions to the Secured Creditor under the terms of its fixed and floating charge security;
- Distribute funds to the preferential creditors of BGUKR, WRL and FFL;
- Deal with the properties that remain under the LTOs
- Deal with ongoing insurance matters;
- Ensure completion of order book and deposit refunds;
- Finalise realisations of remaining assets and monies due under the merchant services agreements;

- Where sufficient funds are available, review and adjudicate upon unsecured claims and distribute funds to the unsecured creditors by virtue of the prescribed part;
- Review and submit the Companies' post-appointment VAT returns to HMRC;
- Review and submit the Companies' post-appointment tax returns, and seek clearance when appropriate; and
- Deal with closure matters, including drafting and issuing our final progress report, closure of our internal systems and clearances from other third parties as might be required.

Next steps

Our exit routes will depend on the outcome of the administrations. At the moment we think that the most likely exit routes are as set out below.

As stated in our previous report, we think there will be a dividend for unsecured creditors from the prescribed part for certain of the Companies. If that is the case, once we've paid the prescribed part dividend and we've finished our work, we'll file notices with the Registrar of Companies and the Companies will be dissolved three months later.

In the very unlikely event that funds become available to pay a distribution other than from the prescribed part, we will apply to the court for permission to pay any surplus to the unsecured creditors. Should this be granted, once we have paid the dividend and finished our work, we will end the administrations by filing notices with the Registrar of Companies and the relevant company will be dissolved three months later.

If we don't get permission to pay the dividend, we'll put the relevant company into creditors' voluntary liquidation, or comply with any Court order if different. If that happens, we propose that Zelf Hussain, Peter David Dickens, Yulia Marshall and Ross Connock (in relation to FFL) are appointed as joint liquidators and that any act required or authorised to be done by the joint liquidators can be done by either or all of them.

We anticipate that a small number of the administrations can be closed in the near future as there are no assets to realise and no distributions to make to either preferential or unsecured creditors. Where no dividends are available to unsecured creditors, it is most likely that we'll file notices with the Registrar of Companies and the relevant companies will be dissolved three months later.

Please note that the administrations may end in different ways and at different times.

We obtained our discharge from liability in respect of any of our actions as joint administrators by consent of the appropriate class of creditors for each Company except BGHCO and PP7 on 1 June 2021. Our discharge from liability of any of our actions as joint administrators was obtained by consent of the appropriate class of creditors for BGHCO and PP7 on 3 June 2021 and 4 June 2021 respectively.

We expect to send our next report to creditors at the end of the administration or in about six months, whichever is the sooner.

If you've got any questions, please get in touch with us at uk_bluegroup_creditors@pwc.com.

Yours faithfully
For and on behalf of the Companies



Zelf Hussain
Joint administrator

Appendix A: Receipts and payments

The receipts and payments accounts below show the amount(s) paid in the period and total to date.

The following notes apply throughout:

- A. All items stated are net of VAT.
- B. Funds are held in an interest bearing account.
- C. Trading statements do not include reconciliations to all pre appointment bank accounts. A full reconciliation of pre appointment bank accounts will feed into the receipts and payment account in the next progress report.
- D. Where the receipts and payments account state "Cash allocation re leasehold properties" further details in regards to this can be found in the SIP16 report.

Blue Group UK Furniture Limited - in Administration
Receipts and payments account for the period from 30 June 2020 to 29 June 2021

Statement of Affairs		From 30 June 2020 to 29 December 2020	From 30 December 2020 to 29 June 2021	Cumulative to 29 June 2021
£	Assets subject to a fixed charge	£	£	£
	Receipts			
-	Total receipts	-	-	-
	Payments			
-	Total payments	-	-	-
	Net cash position	-	-	-
£	Assets subject to a floating charge			
	Receipts			
-	Bank Interest Gross	0.04	-	0.04
-	Total receipts	0.04	-	0.04
	Payments			
	Heat, light & Insurance	-	(28.23)	(28.23)
	Finance / Bank interest & charges	-	(15.00)	(15.00)
-	Total payments	-	(28.23)	(43.23)
	Property related control account	551,865.25	267,325.85	819,191.10
	VAT control account	110,373.00	(41,184.45)	69,188.55
	Suspense account	-	23,576.50	23,576.50
-	Net floating charge realisations	662,238.29	249,717.90	911,912.96
-	Total cash in hand	662,238.29	249,717.90	911,912.96

Notes

1 Amounts held in this account are amounts held for LTO properties. Any surplus remaining following the finalisation of LTOs will be transferred back to the Purchasers

Blue Group Hold Co Limited - in Administration

Receipts and payments account for the period from 30 June 2020 to 29 June 2021

Statement of Affairs		From 30 June 2020 to 29 December 2020	From 30 December 2020 to 29 June 2021	Cumulative to 29 June 2021
£		£	£	£
	Assets subject to a fixed charge			
	Receipts	Notes		
	Total receipts	-	-	-
	Payments			
	Total payments	-	-	-
	Net cash position	-	-	-
	Assets subject to a floating charge			
	Receipts			
	Total receipts	-	-	-
	Payments			
	Total payments	-	-	-
	Net floating charge realisations	-	-	-
	Total cash in hand	-	-	-

Blue Group UK Beds Limited - in Administration

Receipts and payments account for the period from 30 June 2020 to 29 June 2021

Statement of Affairs		From 30 June 2020 to 29 December 2020	From 30 December 2020 to 29 June 2021	Cumulative to 29 June 2021
£	Assets subject to a fixed charge	£	£	£
	Receipts	Notes		
1,352,000	Freehold Property	2,000,000.00	-	2,000,000.00
1,352,000	Total receipts	2,000,000.00	-	2,000,000.00
	Payments			
	Secured creditor distribution	(2,000,000.00)	-	(2,000,000.00)
	Total payments	(2,000,000.00)	-	(2,000,000.00)
	Net cash position	-	-	-
£	Assets subject to a floating charge			
	Receipts			
	Plant, Property and Equipment	2,352,000.00	-	2,352,000.00
	Goodwill	1,439,459.00	-	1,439,459.00
411,776	Stock	281,697.00	-	281,697.00
420,141	Book debts	301,161.68	-	301,161.68
164,456	Grants and subsidies	179,324.34	-	179,324.34
2,017,528	Balance at bank	1,728,358.50	-	1,728,358.50
3,013,901	Total receipts	6,282,000.52	-	6,282,000.52
	Payments			
	Bank interest & charges	(151.82)	-	(151.82)
	Suppliers		(2,568.75)	(2,568.55)
	Secured creditor distribution	(5,273,156.00)		(5,273,156.00)
	Total payments	(5,273,307.82)	(2,568.75)	(5,275,876.37)
	Net floating charge realisations	1,008,692.70	(2,568.75)	1,006,124.15
	Total cash in hand	1,008,692.70	(2,568.75)	1,006,124.15

Notes

1 The realisable value of Cash at bank in the Statement of Affairs included an expected amount due from the cash pooling agreement. After seeking Counsel's advice on the beneficiaries' entitlement of the cash pool funds, it was identified that the original calculation was inaccurate and therefore it was adjusted. The adjustment resulted in a redistribution of the cashpool funds across the entities, creating differences between the Statement of Affairs expected realisable value, and actual receipts into estates.

Blue Group UK Manufacturing Limited - in Administration

Receipts and payments account for the period from 30 June 2020 to 29 June 2021

Statement of Affairs		From 30 June 2020 to 29 December 2020	From 30 December 2020 to 29 June 2021	Cumulative to 29 June 2021
£		£	£	£
	Assets subject to a fixed charge			
	Receipts	<i>Notes</i>		
-	Total receipts	-	-	-
	Payments			
	Total payments	-	-	-
	Net cash position	-	-	-
	Assets subject to a floating charge			
	Receipts			
	Sundry debts & refunds	-	10,335.65	10,335.65
-	Book debts	54,648.40	-	54,648.40
490,921	Cash at bank	2 354,906.40	(350,958.00)	3,948.40
-	Monetary assets - cash pool split	1, 2 37,796.24	-	37,796.24
490,921	Total receipts	447,351.04	(340,622.35)	106,728.69
	Payments			
	Secured creditor distribution	2 (350,958.00)	350,958.00	-
	Total payments	(350,958.00)	350,958.00	-
	Suspense account	-	1,203.80	1,203.80
	Net floating charge realisations	96,393.04	11,539.45	107,932.49
	Total cash in hand	96,393.04	11,539.45	107,932.49

Notes

1 The group cash pooling agreement stated that on expiry of the pooling period, the total amount in the cash pooling account shall be returned promptly to the Group Companies bank accounts' prorated on the basis of the net contributions of those group companies which have a positive net contribution on expiry of the pooling period. This amount reflects the above entities proportion of the cash pool

2 The Statement of Affairs expected realisation accounts for the combination of 'Balance at Bank' and 'Monetary assets - Cash Pool Split'. The realisable value of Cash at bank in the Statement of Affairs included an expected amount due from the cash pooling agreement. After seeking Counsel's advice on the beneficiaries' entitlement of the cash pool funds, it was identified that the original calculation was inaccurate and therefore it was adjusted. The adjustment resulted in a redistribution of the cash pool funds across the entities, creating differences between the Statement of Affairs expected realisable value, and actual receipts into estates. The adjustment is reflected in the period to 30 December 2020 to 29 June 2021.

Blue Group UK Retail Limited - in Administration

Receipts and payments account for the period from 30 June 2020 to 29 June 2021

Statement of Affairs		From 30 June 2020 to 29 December 2020	From 30 December 2020 to 29 June 2021	Cumulative to 29 June 2021
£		£	£	£
	Assets subject to a fixed charge			
	Receipts	<i>Notes</i>		-
	Total receipts	-	-	-
	Payments			-
	Total payments	-	-	-
	Net cash position	-	-	-
	Assets subject to a floating charge			
	Receipts			
	Finance Income	2,670,850.71	201,036.05	2,871,886.76
728,586.74	Equipment	432,084.07	-	432,084.07
-	Bank Interest Gross	3.38	285.40	288.78
-	Sundry debts & refunds		95.50	95.5
-	Trade debtors	952,189.00	-	952,189.00
-	Goodwill	6,027,239.00	-	6,027,239.00
-	Cash allocation re leasehold properties	15,000.00	-	15,000.00
2,894,000.00	Grants & Subsidies	2,922,450.65	107,961.20	3,030,411.85
10,622,253.80	Balance at Bank	8,841,924.10	(3,485,676.00)	5,356,248.10
7,764,636.85	Stock	2,746,255.00	-	2,746,255.00
18,386,890.65	Total receipts	24,607,995.91	(3,176,297.85)	21,431,698.06
	Payments			
	Secured creditor distribution	(26,884,904.50)	1,055,676.00	(25,829,228.50)
	Statutory advertising	(664.00)	-	(664.00)
	Heat, Light & Insurance		(10,167.53)	(10,167.53)
	Office costs, Stationery & Postage		(9,240.08)	(9,240.08)
	Finance / Bank interest & charges	(2,470.00)	(105.00)	(2,575.00)
	Total payments	(26,888,038.50)	1,036,163.39	(25,851,875.11)
	Property related control account	2 68,300.46	15,661.68	83,962.14
	Other Control Accounts	3 306,529.81	122,327.42	428,857.23
	VAT Control Account	3,303,670.35	(4,022,023.88)	(718,353.53)
	Trading profit/(loss)	10,176,469.15	285,438.56	10,461,907.71
	Net floating charge realisations	11,574,927.18	(5,738,730.68)	5,836,196.50
	Total cash in hand	4 11,574,927.18	(5,738,730.68)	5,836,196.50

Trading Account		From 30 June 2020 to 29 December 2020	From 30 December 2020 to 29 June 2021	Cumulative to 29 June 2021
		£	£	£
Receipts	Note			
Trading sales - Cash	1	17,606,770.61	1,249,129.39	18,855,900.00
TSA Fees		2,276,929.94	-	2,276,929.94
Total receipts		19,883,700.55	1,249,129.39	21,132,829.94
Payments				
Suppliers		(893,001.63)	(172,813.78)	(1,065,815.41)
Duress payments		(5,759.38)	-	(5,759.38)
Trading Irrecoverable VAT		(1,807.32)	-	(1,807.32)
Legal Costs		-	(4,000.00)	(4,000.00)
Wages & Salaries		(2,893,049.19)	(252,578.34)	(3,145,627.53)
PAYE/NIC and Pension Deductions		(981,104.39)	(103,528.76)	(1,084,633.15)
Employee/Subcontractor Costs & Expenses		(8,541.45)	(5,124.30)	(13,665.75)
TSA Costs		(189,863.78)	(228,144.73)	(418,008.51)
Contribution to property costs	6	(2,551,207.82)	-	(2,551,207.82)
Agents' Fees - Property & Assets		-	(55,392.00)	(55,392.00)
Professional fees		(1,706,610.19)	(618,066.55)	(2,324,676.74)
Payments Made for Group companies	5	(476,286.25)	475,957.63	(328.62)
Total payments		(9,707,231.40)	(963,690.83)	(10,670,922.23)
Net trading receipts/(payments)		10,176,469.15	285,438.56	10,461,907.71

Notes

1 The Statement of Affairs expected realisation accounts for the combination of 'Stock' floating realisations in addition to 'Trading sales - Cash'

2 Amounts held in this account are amounts held for LTO properties. Any surplus remaining following the finalisation of LTOs will be transferred back to the Purchasers.

3 Amounts held in this account reflect deposits held on trust that are due to Purchasers as well as pre appointment balance transfers that are owed to the Purchasers. Deposit amounts will be transferred to the Purchasers on receipt of evidence that the associated orders have been fulfilled. Pre appointment balances will be transferred to the Purchasers on receipt of evidence that they reflect the Purchasers' activity, and should not remain within the Administration.

4 The above trading statements do not include reconciliations to all pre appointment bank accounts. A full reconciliation of pre appointment bank accounts will feed into the R+Ps in the next progress report.

5 Payments made for group companies relate to BGUK Retail paying amounts on behalf of Formation Furniture Limited. These amounts will be settled leaving amounts owed via intercompany as nil by the next progress report.

6 Contributions to other entities in the administration to allow payment of property costs. These costs were for properties occupied by Blue Group UK Retail Limited but where the leases were in the name of other group companies and, consistent with pre-appointment arrangements, are paid by the lessee and recharged to the occupier. Any surplus remaining following the finalisation of trading and rental periods will be transferred back to Blue Group UK Retail Limited.

Blue Group UK Group Properties Limited - in Administration
Receipts and payments account for the period from 30 June 2020 to 29 June 2021

Statement of Affairs		From 30 June 2020 to 29 December 2020	From 30 December 2020 to 29 June 2021	Cumulative to 29 June 2021
£	Assets subject to a fixed charge	£	£	£
	Receipts			-
	Total receipts	-	-	-
	Payments			
	Total payments	-	-	-
	Net cash position	-	-	-
	Assets subject to a floating charge			
	Receipts			
502,817.00	Fixed Assets	-	-	-
-	Equipment	5,575.00	-	5,575.00
-	Leasehold properties	45,000.00	-	45,000.00
17,501.00	Book debts	-	-	-
69,118.00	Sundry debts & refunds	138,881.98	159,061.29	297,943.27
-	Rental income	3,600.00	-	3,600.00
3,337,930.00	Monetary assets - cash pool split	3,504,446.11	-	3,504,446.11
-	Cash at bank	2,621,343.18	(2,457,731.00)	163,612.18
3,927,366.00	Total receipts	6,318,846.27	(2,298,669.71)	4,020,176.56
	Payments			
	Secured creditor distribution	(5,002,731.00)	2,457,731.00	(2,545,000.00)
	Heat, Light & Insurance	-	(4,674.91)	(4,674.91)
	Agents' Fees - Property & Assets	-	(26,113.12)	(26,113.12)
	Office costs, Stationery & Postage	-	(642.00)	(642.00)
	Finance / Bank interest & charges	-	(60.00)	(60.00)
	Total payments	(5,002,731.00)	2,426,240.97	(2,576,490.03)

Property related control account	3	1,006,375.63	(1,215,370.00)	(208,994.37)
Suspense account	4	-	112,445.76	112,445.76
VAT control account		1,073,110.02	(1,565,410.58)	(492,300.56)
Trading profit/(loss)		352,028.11	41,959.48	393,987.59
Net floating charge realisations		3,747,629.03	(2,498,804.08)	1,248,824.95
<hr/>				
Total cash in hand	4	3,747,629.03	(2,498,804.08)	1,248,824.95

		From 30 June 2020 to 29 December 2020	From 30 December 2020 to 29 June 2021	Cumulative to 29 June 2021
Trading Account		£	£	£
Receipts	Note			
Contribution to costs	5	1,104,145.93	220,829.00	1,324,974.93
Total receipts		1,104,145.93	220,829.00	1,324,974.93
Payments				
Suppliers		(3,848.54)	(39,804.19)	(43,652.73)
Storage Costs		(14,240.28)	-	(14,240.28)
Bank interest/charges		(180.00)	-	(180.00)
Rent		(715,984.00)	(115,733.48)	(831,717.48)
Service Charges		(7,232.00)	(1,169.00)	(8,401.00)
Property Insurance		(393.00)	(63.53)	(456.53)
Professional fees		(1,440.00)	-	(1,440.00)
Legal settlements		(7,500.00)	-	(7,500.00)
Legal costs		(1,300.00)	(22,099.33)	(23,399.33)
Total payments		(752,117.82)	(178,869.52)	(930,987.34)
Trading profit/(loss)		352,028.11	41,959.48	393,987.59

Notes

1 The realisable value of floating charge 'Fixed Assets' denoted in the Statement of Affairs is not comparable to the receipts and payments account. This is currently under review and an update on this will form part of the next progress report.

2 The group cash pooling agreement stated that on expiry of the pooling period, the total amount in the cash pooling account shall be returned promptly to the Group Companies bank accounts' prorated on the basis of the net contributions of those group companies which have a positive net contribution on expiry of the pooling period. This amount reflects the above entity's proportion of the cash pool. The adjustment is reflected in the period to 30 December 2020 to June 29 2021.

3 Amounts held in this account are amounts held for LTO properties. Any surplus remaining following the finalisation of LTOs will be transferred back to the Purchasers. The negative balance as at 29 June 2021 represents amounts owed to this estate from Blue Group UK Retail Limited for property liabilities; this will be paid over in due course.

4 The above trading statements do not include reconciliations to all pre appointment bank accounts. A full reconciliation of pre appointment bank accounts will feed into the R+Ps in the next progress report.

5 Contributions from Blue Group UK Retail Limited to allow payment of property costs. These costs were for properties occupied by Blue Group UK Retail Limited but where the leases were in the name of other group companies and, consistent with pre-appointment arrangements, are paid by the lessee and recharged to the occupier. Any surplus remaining following the finalisation of trading and rental periods will be transferred back to Blue Group UK Retail Limited.

Formation Furniture Limited - in Administration
Receipts and payments account for the period from 30 June 2020 to 29 June 2021

Statement of Affairs			From 30 June 2020 to 29 December 2020	From 30 December 2020 to 29 June 2021	Cumulative to 29 June 2021
£	Assets subject to a fixed charge	Note	£	£	£
	Receipts		-	-	-
	Total receipts		-	-	-
	Payments		-	-	-
	Total payments		-	-	-
	Net cash position		-	-	-
£	Assets subject to a floating charge				
	Receipts				
-	Book Debts		20,904.00	-	20,904.00
200,000.00	Equipment		541,666.67	-	541,666.67
887,826.59	Stock	1	24,030.22	-	24,030.22
219,407.27	Grants & Subsidies		444,607.18	-	444,607.18
1,056,286.31	Balance at Bank	2	362,396.03	-	362,396.03
-	Monetary assets - Cash Pool Split	2, 3, 4	378,852.03	-	378,852.03
2,363,520.17	Total receipts		1,772,456.13	-	1,772,456.13
	Payments				
	Secured creditor distribution		(998,213.00)	-	(998,213.00)
	Total payments		(998,213.00)	-	(998,213.00)
	VAT Control Account		285,727.20	(302,588.32)	(16,861.12)
	Suspense account		-	2,266.11	2,266.11
	Trading profit/(loss)		270,108.76	(492,389.44)	(222,280.68)
	Net floating charge realisations		1,330,079.09	(792,711.65)	(236,875.69)
	Total cash in hand		1,330,079.09	(792,711.65)	537,367.44

		From 30 June 2020 to 29 December 2020	From 30 December 2020 to 29 June 2021	Cumulative to 29 June 2021
Trading Account		£	£	£
Receipts	Note			
Trading sales - Cash	1	908,948.79	1.67	908,950.46
Intercompany Transactions		65,460.00	(65,460.00)	0.00
Total receipts		974,408.79	(65,458.33)	908,950.46
Payments				
Suppliers		(52,622.41)	(133,826.35)	(186,448.76)
Duress payments		(876.08)	(43,792.31)	(44,668.39)
Trading Irrecoverable VAT		(8,191.53)	(196.20)	(8,387.73)
Wages & Salaries		(429,658.89)	(212,840.40)	(642,499.29)
PAYE/NIC and Pension Deductions		(180,666.00)	(27,417.51)	(208,083.51)
Heat, Light & Insurance		-	(8,858.34)	(8,858.34)
Finance / Bank interest & charges		(35.12)	-	(35.12)
Professional fees		(32,250.00)	-	(32,250.00)
Total payments		(704,300.03)	(426,931.11)	(1,131,231.14)
Trading profit/(loss)		270,108.76	(492,389.44)	(222,280.68)

Notes

1 The Statement of Affairs expected realisation accounts for the combination of 'Stock' floating realisations in addition to 'Trading sales - Cash'

2 The Statement of Affairs expected realisation accounts for the combination of 'Balance at Bank' and 'Monetary assets - Cash Pool Split'

3 The group cash pooling agreement stated that on expiry of the pooling period, the total amount in the cash pooling account shall be returned promptly to the Group Companies bank accounts' prorated on the basis of the net contributions of those group companies which have a positive net contribution on expiry of the pooling period. This amount reflects the above entity's proportion of the cash pool.

4 The realisable value of Cash at bank in the Statement of Affairs included an expected amount due from the cash pooling agreement. After seeking Counsel's advice on the beneficiaries' entitlement of the cash pool funds, it was identified that the original calculation was inaccurate and therefore it was adjusted. The adjustment resulted in a redistribution of the cashpool funds across the entities, creating differences between the Statement of Affairs expected realisable value, and actual receipts into estates.

Homestyle Group Operations Limited - in Administration

Receipts and payments account for the period from 30 June 2020 to 29 June 2021

Statement of Affairs		From 30 June 2020 to 29 December 2020	From 30 December 2020 to 29 June 2021	Cumulative to 29 June 2021
£	Assets subject to a fixed charge	Note	£	£
	Receipts			-
-	Total receipts		-	-
	Payments			-
	Total payments		-	-
	Net cash position		-	-
£	Assets subject to a floating charge			
	Receipts			
-	Cash allocation re leasehold properties	-	45,000.00	45,000.00
-	Sundry debts & refunds	-	4,428.00	4,428.00
10,623	Cash at bank	10,622.80	15,152.98	25,775.78
10,623	Total receipts	10,622.80	64,580.98	30,203.78
	Payments			
	Heat, Light & Insurance	-	(1,659.93)	(1,659.93)
	Agents' Fees - Property & Assets	-	(664.20)	(664.20)
	Legal fees & Expenses	-	(1,400.00)	(1,400.00)
	Total payments	-	(3,724.13)	(3,724.13)
	Property related control account	1	1,822,249.01	(647,089.47)
	VAT control account		446,094.46	(670,868.40)
	Trading profit/(loss)		406,994.10	(20,164.87)
	Net floating charge realisations		2,685,960.37	(1,277,265.89)
	Total cash in hand		2,685,960.37	(1,277,265.89)

		From 30 June 2020 to 29 December 2020	From 30 December 2020 to 29 June 2021	Cumulative to 29 June 2021
Trading Account		£	£	£
Receipts	Note			
Contribution to Costs	2	683,492.10	-	683,492.10
Total receipts		683,492.10	-	683,492.10
Payments				
Suppliers		-	(3,235.87)	(3,235.87)
Bank interest/charges		(30.00)	(30.00)	(60.00)
Rent		(257,236.00)	(15,723.45)	(272,959.45)
Service Charge		(19,102.00)	(1,167.60)	(20,269.60)
Insurance		(130.00)	(7.95)	(137.95)
Total payments		(276,498.00)	(20,164.87)	(293,427.00)
Net trading receipts/(payments)		406,994.10	(20,164.87)	390,065.10

Notes

1 Amounts held in this account are amounts held for LTO properties. Any surplus remaining following the finalisation of LTOs will be transferred back to the Purchasers.

2 Contributions from Blue Group UK Retail Limited to allow payment of property costs. These costs were for properties occupied by Blue Group UK Retail Limited but where the leases were in the name of other group companies and, consistent with pre-appointment arrangements, are paid by the lessee and recharged to the occupier. Any surplus remaining following the finalisation of trading and rental periods will be transferred back to Blue Group UK Retail Limited.

Statement of Affairs			From 30 June 2020 to 29 December 2020	From 30 December 2020 to 29 June 2021	Cumulative to 29 June 2021
£	Assets subject to a fixed charge	Note	£	£	£
	Receipts				
-	Total receipts		-	-	-

£	Assets subject to a floating charge			
	Receipts			
-	Cash allocation re leasehold properties		30,000.00	30,000.00
-	Sundry debts & refunds	76,039.22	-	76,039.22
-	Total receipts	76,039.22	30,000.00	106,039.22

Property related control account	1	654,788.57	(116,533.21)	538,255.36
VAT control account		158,515.48	(140,879.40)	17,636.08
Trading profit/(loss)		137,788.91	-	137,788.91
Net floating charge realisations		1,027,132.18	(239,394.38)	787,737.80

		From 30 June 2020 to 29 December 2020	From 30 December 2020 to 29 June 2021	Cumulative to 29 June 2021
Trading Account	Note	£	£	£
Receipts				
Contribution to costs	3	194,912.91	-	194,912.91
Total receipts		194,912.91	-	194,912.91

32 Joint administrators' progress report from 30 December 2020 to 29 June 2021

Rent	(55,529.00)	-	(55,529.00)
Service Charges	(1,362.00)	-	(1,362.00)
Property Insurance	(233.00)	-	(233.00)
Total payments	(57,124.00)	-	(57,124.00)
<hr/>			
Net trading receipts/(payments)	137,788.91	-	137,788.91

Notes

1 Amounts held in this account are amounts held for LTO properties. Any surplus remaining following the finalisation of LTOs will be transferred back to the Purchasers.

2 The above trading statements do not include reconciliations to all pre appointment bank accounts. A full reconciliation of pre appointment bank accounts will feed into the R+Ps in the next progress report.

3 Contributions from Blue Group UK Retail Limited to allow payment of property costs. These costs were for properties occupied by Blue Group UK Retail Limited but where the leases were in the name of other group companies and, consistent with pre-appointment arrangements, are paid by the lessee and recharged to the occupier. Any surplus remaining following the finalisation of trading and rental periods will be transferred back to Blue Group UK Retail Limited.

Property Portfolio (No 2) Limited - in Administration

Receipts and payments account for the period from 30 December 2020 to 29 June 2021

Statement of Affairs		From 30 June 2020 to 29 December 2020	From 30 December 2020 to 29 June 2021	Cumulative to 29 June 2021
£		£	£	£
	Assets subject to a fixed charge			
	Receipts	<i>Notes</i>		
-	Total receipts	-	-	-
	Payments			
	Total payments	-	-	-
	Net cash position	-	-	-
£	Assets subject to a floating charge			
	Receipts			
	Leasehold Property	-	15,000.00	15,000.00
-	Total receipts	-	15,000.00	15,000.00
	Payments			
	Heat, Light & Insurance	-	(101.63)	(101.63)
	Total payments	-	(101.63)	(101.63)
	Property related control account	10,725.73	6,596.94	17,322.67
	VAT control account	2,145.12	(3,596.43)	(1,451.31)
	Net floating charge realisations	12,870.85	17,898.88	30,769.73
	Total cash in hand	12,870.85	17,898.88	30,769.73

Notes

1 Amounts held in this account are amounts held for LTO properties. Any surplus remaining following the finalisation of LTO's will be transferred back to the Purchasers

Property Portfolio (No 8) Limited - in Administration
Receipts and payments account for the period from 30 June 2020 to 29 June 2021

Statement of Affairs		From 30 June 2020 to 29 December 2020	From 30 December 2020 to 29 June 2021	Cumulative to 29 June 2021
£	Assets subject to a fixed charge	£	£	£
	Receipts			
	Total receipts	-	-	-
	Payments			
	Total payments	-	-	-
	Net cash position	-	-	-
	Assets subject to a floating charge			
	Receipts			
	Leasehold Property	-	15,000.00	15,000.00
	Total receipts	-	15,000.00	15,000.00
	Payments			
	Heat, Light & Insurance	-	(135.51)	(135.51)
	Total payments	-	(135.51)	(135.51)
	Property related control account	81,155.77	(25,887.69)	55,268.08
	VAT control account	16,231.16	(20,036.44)	(3,805.28)
	Net floating charge realisations	97,386.93	(31,059.64)	66,327.29
	Total cash in hand	97,386.93	(31,059.64)	66,327.29

Notes

1 Amounts held in this account are amounts held for LTO properties. Any surplus remaining following the finalisation of LTO's will be transferred back to the Purchasers

All items stated are net of VAT

Funds are held in an interest bearing account

Property Portfolio (No 11) - in Administration
Receipts and payments account for the period from 30 December 2020 to 29 June 2021

Statement of Affairs		From 30 June 2020 to 29 December 2020	From 30 December 2020 to 29 June 2021	Cumulative to 29 June 2021	
£	Assets subject to a fixed charge	Note	£	£	
	Receipts				
	Total receipts		- -	-	
	Payments				
	Total payments		- -	-	
	Net cash position		- -	-	
	Assets subject to a floating charge				
	Receipts				
	Total receipts		- -	-	
	Payments				
	Total payments		- -	-	
	Property related control account	1	4,475.91	(13,254.47)	(8,778.56)
	VAT Control Account		2,991.24	(3,791.99)	(800.75)
	Trading profit/(loss)		10,480.31	(901.00)	9,579.31
	Net floating charge realisations		17,947.46	(17,947.46)	0.00
	Total cash in hand		17,947.46	(17,947.46)	0.00

		From 30 June 2020 to 29 December 2020	From 30 December 2020 to 29 June 2021	Cumulative to 29 June 2021
Trading Account		£	£	£
Receipts	Note			
Contribution to costs	2	10,480.31	-	10,480.31
Total receipts		10,480.31	-	10,480.31
Payments				
Rent		-	(901.00)	(901.00)
Total payments		-	(901.00)	(901.00)
Net trading receipts/(payments)		10,480.31	(901.00)	9,579.31

Notes

1 Amounts held in this account are amounts held for LTO properties. Any surplus remaining following the finalisation of LTOs will be transferred back to the Purchasers

2 Contributions from Blue Group UK Retail Limited to allow payment of property costs. These costs were for properties occupied by Blue Group UK Retail Limited but where the leases were in the name of other group companies and, consistent with pre-appointment arrangements, are paid by the lessee and recharged to the occupier. Any surplus remaining following the finalisation of trading and rental periods will be transferred back to Blue Group UK Retail Limited.

Property Portfolio (No 14) Limited - in Administration
Receipts and payments account for the period from 30 June 2020 to 29 June 2021

Statement of Affairs		From 30 June 2020 to 29 December 2020	From 30 December 2020 to 29 June 2021	Cumulative to 29 June 2021
£		£	£	£
	Assets subject to a fixed charge			
	Receipts			
	<i>Notes</i>			
-	Total receipts	-	-	-
	Payments			
	Total payments	-	-	-
	Net cash position	-	-	-
	Assets subject to a floating charge			
	Receipts			
-	Cash allocation re leasehold properties	-	15,000.00	15,000.00
-	Sundry debts & refunds	-	533.55	533.55
-	Total receipts	-	15,533.55	15,533.55
	Payments			
	Heat, Light & Insurance	-	(338.77)	(338.77)
	Total payments	-	(338.77)	(338.77)
	Property related control account	1 211,122.93	(151,391.24)	59,731.69
	VAT control account	55,853.42	(78,739.24)	(22,885.82)
	Trading profit/(loss)	68,144.24	-	68,144.24
	Net floating charge realisations	335,120.59	(214,935.70)	120,184.89
	Total cash in hand	335,120.59	(214,935.70)	120,184.89

		From 30 June 2020 to 29 December 2020	From 30 December 2020 to 29 June 2021	Cumulative to 29 June 2021
Trading Account		£	£	£
Receipts	Note			
Contribution to costs	2	156,019.24		156,019.24
Total receipts		156,019.24	-	156,019.24
Payments				
Rent		(84,959.00)		(84,959.00)
Service Charge		(2,093.00)		(2,093.00)
Property Insurance		(823.00)		(823.00)
Total payments		(87,875.00)	-	(87,875.00)
Net trading receipts/(payments)		68,144.24	-	68,144.24

Notes

1 Amounts held in this account are amounts held for LTO properties. Any surplus remaining following the finalisation of LTOs will be transferred back to the Purchasers.

2. Contributions from Blue Group UK Retail Limited to allow payment of property costs. These costs were for properties occupied by Blue Group UK Retail Limited but where the leases were in the name of other group companies and, consistent with pre-appointment arrangements, are paid by the lessee and recharged to the occupier. Any surplus remaining following the finalisation of trading and rental periods will be transferred back to Blue Group UK Retail Limited.

Property Portfolio (No 15) Limited - in Administration
Receipts and payments account for the period from 30 June 2020 to 29 June 2021

Statement of Affairs			From 30 June 2020 to 29 December 2020	From 30 December 2020 to 29 June 2021	Cumulative to 29 June 2021
£	Assets subject to a fixed charge	Note	£	£	£
	Receipts				
-	Total receipts		-	-	-
	Payments				
	Total payments		-	-	-
	Net cash position		-	-	-
£	Assets subject to a floating charge				
	Receipts				
-	Leasehold Property		-	45,000.00	45,000.00
-	Sundry debts & refunds		6,915.95	13,583.11	20,499.06
-	Total receipts		6,915.95	58,583.11	65,499.06
	Payments				
	Heat, Light & Insurance		-	(1,490.55)	(1,490.55)
	Agents' Fees - Property & Assets		-	(6,332.80)	(6,332.80)
	Finance / Bank interest & charges		-	(15.00)	(15.00)
	Total payments		-	(7,838.35)	(7,838.35)
	Suspense account		-	4,089.41	4,089
	Property related control account	1	1,222,436.73	(487,957.11)	734,479.62
	VAT control account		233,859.93	(315,118.11)	(81,258.18)
	Trading profit/(loss)		(53,152.34)	-	(53,152.34)
	Net floating charge realisations		1,410,060.27	(748,241.05)	661,819.22
	Total cash in hand		1,410,060.27	(748,241.05)	661,819.22

		From 30 June 2020 to 29 December 2020	From 30 December 2020 to 29 June 2021	Cumulative to 29 June 2021
Trading Account		£	£	£
Receipts	Note			
Contribution to Costs	2	402,440.66	-	402,440.66
Total receipts		402,440.66	-	402,440.66
Payments				
Bank interest/charges		(15.00)	-	(15.00)
Rent		(435,239.00)	-	(435,239.00)
Service Charge		(18,740.00)	-	(18,740.00)
Property Insurance		(1,599.00)	-	(1,599.00)
Total payments		(455,593.00)	-	(455,593.00)
Net trading receipts/(payments)		(53,152.34)	-	(53,152.34)

Notes

1 Amounts held in this account are amounts held for LTO properties. Any surplus remaining following the finalisation of LTOs will be transferred back to the Purchasers

2 Contributions from Blue Group UK Retail Limited to allow payment of property costs. These costs were for properties occupied by Blue Group UK Retail Limited but where the leases were in the name of other group companies and, consistent with pre-appointment arrangements, are paid by the lessee and recharged to the occupier. Any surplus remaining following the finalisation of trading and rental periods will be transferred back to Blue Group UK Retail Limited. Any shortfall will be covered by Blue Group UK Retail Limited via a further contribution.

Property Portfolio (No 17) Limited - in Administration
Receipts and payments account for the period from 30 June 2020 to 29 June 2021

Statement of Affairs		From 30 June 2020 to 29 December 2020	From 30 December 2020 to 29 June 2021	Cumulative to 29 June 2021
£		£	£	£
	Assets subject to a fixed charge			
	Receipts	<i>Notes</i>		
-	Total receipts	-		-
	Payments			
	Total payments	-		-
	Net cash position	-		-
	Assets subject to a floating charge			
	Receipts			
	Cash allocation re leasehold properties		15,000.00	15,000.00
-	Total receipts	-	15,000.00	15,000.00
	Payments			
	Total payments	-	-	-
	Net floating charge realisations	-	15,000.00	15,000.00
	Property related control account	¹ 84,327.68	(69,844.52)	14,483.16
	VAT control account	16,865.56	(28,174.67)	(11,309.11)
	Total cash in hand	101,193.24	(83,019.19)	18,174.05

Notes

1 Amounts held in this account are amounts held for LTO properties. Any surplus remaining following the finalisation of LTOs will be transferred back to the Purchasers

Wellington Realisations Limited - in Administration
Receipts and payments account for the period from 30 June 2020 to 29 June 2021

Statement of Affairs		From 30 June 2020 to 29 December 2020	From 30 December 2020 to 29 June 2021	Cumulative to 29 June 2021
£		£	£	£
	Assets subject to a fixed charge			
	Receipts	Notes		
400,000.00	Freehold Property	400,000.00	-	400,000.00
400,000.00	Total receipts	400,000.00	-	400,000.00
	Payments			
	Secured creditor distribution	(400,000.00)	-	(400,000.00)
	Total payments	(400,000.00)	-	(400,000.00)
	Net cash position	-	-	-
	Assets subject to a floating charge			
	Receipts			
352,480.18	Book Debts	1 496,986.70	(37,294.40)	459,692.30
468,523.35	Stock	2 99,704.12	-	99,704.12
300,000.00	Equipment	358,333.33	-	358,333.33
-	Monetary assets - Cash Pool Split	3, 4 236,787.00	-	236,787.00
780,045.30	Balance at Bank	3, 4 640,717.99	250,411.00	891,128.99
589,475.10	Grants & Subsidies	636,493.61	-	636,493.61
2,138,043.75	Total receipts	2,469,022.75	213,116.60	2,682,139.35
	Payments			
	Heat, Light & Insurance	-	(59,748.73)	(59,748.73)
	Secured creditor distribution	4 (1,242,422.00)	(250,411.00)	(1,492,833.00)
	Total payments	(1,242,422.00)	(310,159.73)	(1,552,581.73)
	Suspense Account	5 4,049.01	129,369.00	133,418.01
	VAT Control Account	157,425.98	(165,628.80)	(8,202.82)
	Trading profit/(loss)	(585,594.28)	(74,369.38)	(659,963.66)
	Net floating charge realisations	802,481.46	(207,672.31)	594,809.15
	Total cash in hand	802,481.46	(207,672.31)	594,809.15

		From 30 June 2020 to 29 December 2020	From 30 December 2020 to 29 June 2021	Cumulative to 29 June 2021
Trading Account		£	£	£
Receipts	Note			
Trading sales - Cash	2	894,965.38	-	894,965.38
Total receipts		894,965.38	-	894,965.38
Payments				
Suppliers		(524,014.63)	(55,120.67)	(579,135.30)
Distribution Costs		(4,446.00)	-	(4,446.00)
Duress Payments		(103,033.20)	(4,635.30)	(107,668.50)
Trading Irrecoverable VAT		(9,539.87)	-	(9,539.87)
Wages & Salaries		(739,821.46)	-	(739,821.46)
PAYE/NIC and Pension Deductions		(47,152.00)	-	(47,152.00)
Employee/Subcontractor Costs & Expenses		(5,233.00)	-	(5,233.00)
Finance / Bank interest & charges		(168.00)	-	(168.00)
Professional fees		(47,151.50)	-	(47,151.50)
Rates		-	(14,613.41)	(14,613.41)
Total payments		(1,480,559.66)	(74,369.38)	(1,554,929.04)
Trading profit/(loss)		(585,594.28)	(74,369.38)	(659,963.66)

Wellington Realisations Limited USD Account - in Administration

Receipts and payments account for the period from 30 June 2020 to 29 June 2021

Statement of Affairs	From 30 June 2020 to 29 December 2020	From 30 June 2020 to 29 December 2020	Cumulative to 29 June 2021
\$ Assets subject to a floating charge	\$	\$	\$
Receipts			
- Bank Interest Gross	0.02	0.02	0.04
- Balance at Bank	85.15	-	85.15
- Total receipts	85.17	0.02	85.19
Payments			
- Total payments			
- Net floating charge realisations	85.17	0.02	85.19
- Total cash in hand	85.17	0.02	85.19

Notes

WRL (USD) - GBP Equivalent - £61.34 with an exchange rate of 0.72 used as at 29/06/21

Wellington Realisations Limited EUR Account - in Administration
Receipts and payments account for the period from 30 June 2020 to 29 June 2021

Statement of Affairs		From 30 June 2020 to 29 December 2020	From 30 June 2020 to 29 December 2020	Cumulative to 29 June 2021
€	Assets subject to a floating charge	€	€	€
	Receipts			
-	Book Debts	120,040.40	-	120,040.40
-	Balance at Bank	372,289.92	-	372,289.92
-	Total receipts	492,330.32	-	492,330.32
	Payments			
-	Total payments	-	-	-
-	Trading profit/(loss) 1	(46,990.75)	(1.66)	(46,992.41)
-	Net floating charge realisations	445,339.57	(1.66)	445,337.91
-	Total cash in hand	445,339.57	(1.66)	445,337.91

	From 30 June 2020 to 29 December 2020	From 30 June 2020 to 29 December 2020	Cumulative to 29 June 2021
Trading Account	€	€	€
Receipts			
Total receipts	-	-	-
Payments			
Suppliers	(44,683.92)	-	(44,683.92)
Wages & Salaries	(2,234.86)	-	(2,234.86)
Finance / Bank interest & charges	(71.97)	(1.66)	(73.63)
Total payments	(46,990.75)	(1.66)	(46,992.41)
Net trading receipts/(payments)	(46,990.75)	(1.66)	(46,992.41)

Notes

WRL (EUR) - GBP Equivalent - £378,537 with an exchange rate of 0.85 used as at 29/06/21

Wellington Realisations Group Limited - in Administration
Receipts and payments account for the period from 30 June 2020 to 29 June 2021

Statement of Affairs		From 30 June 2020 to 29 December 2020	From 30 December 2020 to 29 June 2021	Cumulative to 29 June 2021
£	Assets subject to a floating charge			£
	Receipts			
288,886.54	Monetary Assets - Cash Pool Split	1, 2 643,474.90	-	643,474.90
-	Cash at bank	2 1,208.68	3.01	1,211.69
288,886.54	Total receipts	644,683.58	3.01	644,686.59
	Payments			
	Secured creditor distribution	(400,000.00)	-	(400,000.00)
	Legal fees and Expenses	(10.00)	-	(10.00)
	Total payments	(400,010.00)	-	(400,010.00)
	Suspense account	-	49,066.62	49,066.62
	Net floating charge realisations	244,673.58	49,069.63	293,743.21
	Total cash in hand	244,673.58	49,069.63	293,743.21

Notes

1 The group cash pooling agreement stated that on expiry of the pooling period, the total amount in the cash pooling account shall be returned promptly to the Group Companies bank accounts' prorated on the basis of the net contributions of those group companies which have a positive net contribution on expiry of the pooling period. This amount reflects the above entities proportion of the cash pool

2 The above trading statements do not include reconciliations to all pre appointment bank accounts. A full reconciliation of pre appointment bank accounts will feed into the R+Ps in the next progress report.

Unitrans (UK) Limited - in Administration

Receipts and payments account for the period from 30 June 2020 to 29 June 2021

Statement of Affairs		From 30 June 2020 to 29 December 2020	From 30 December 2020 to 29 June 2021	Cumulative to 29 June 2021
£		£	£	£
	Assets subject to a floating charge			
	Receipts			
8,159	Cash at bank	1	48.25	48.25
8,159	Total receipts	-	48.25	48.25
	Payments			
	Total payments	-	-	-
	Net floating charge realisations	-	48.25	48.25
	Total cash in hand	-	48.25	48.25

1 The realisable value of Cash at bank in the Statement of Affairs included an expected amount due from the cash pooling agreement. After seeking Counsel's advice on the beneficiaries' entitlement of the cash pool funds, it was identified that the original calculation was inaccurate and therefore it was adjusted. The adjustment resulted in a redistribution of the cashpool funds across the entities, creating differences between the Statement of Affairs expected realisable value, and actual receipts into estates.

Unitrans Logistics (UK) Limited - in Administration
Receipts and payments account for the period from 30 June 2020 to 29 June 2021

Statement of Affairs		From 30 June 2020 to 29 December 2020	From 30 December 2020 to 29 June 2021	Cumulative to 29 June 2021
£				£
	Assets subject to a floating charge			
	Receipts			
-	Monetary assets - cash pool split	1	37,885.90	37,885.90
-	Total receipts		37,885.90	37,885.90
	Payments			
	Total payments			-
	Suspense account		593.00	593.00
	Net floating charge realisations		593.00	38,478.90
	Total cash in hand		593.00	38,478.90

Notes

1 The group cash pooling agreement stated that on expiry of the pooling period, the total amount in the cash pooling account shall be returned promptly to the Group Companies bank accounts' prorated on the basis of the net contributions of those group companies which have a positive net contribution on expiry of the pooling period. This amount reflects the above entities proportion of the cash pool

Summary of assets and liabilities not provided on the Company Statement of Affairs

Unitrans Limited - in Administration

Receipts and payments account for the period from 30 June 2020 to 29 June 2021

Statement of Affairs		From 30 June 2020 to 29 December 2020	From 30 December 2020 to 29 June 2021	Cumulative to 29 June 2021
£	Assets subject to a floating charge		£	£
	Receipts			
98,629.95	Equipment	1 2,000.00	-	2,000.00
9,812.59	Balance at Bank	8,722.10	-	8,722.10
108,442.54	Total receipts	10,722.10	-	10,722.10
	Payments			
	Heat, Light & Insurance	-	(53,774.31)	(53,774.31)
	Total payments	-	(53,774.31)	(53,774.31)
	Intergroup funding	-	44,649.02	44,649.02
	Finance / Bank interest & charges		(70.77)	(70.77)
	VAT Control Account	(400.00)	400.00	-
	Net floating charge realisations	10,322.10	(8,796.06)	1,526.04
	Total cash in hand	10,322.10	(8,796.06)	1,526.04

Notes

1 The realisable value of Equipment denoted in the Statement of Affairs was not achieved as the assets were deemed commercially irrecoverable by the Administrators.

Serais Investments Limited - in Administration

Receipts and payments account for the period from 30 June 2020 to 29 June 2021

Statement of Affairs		From 30 June 2020 to 29 December 2020	From 30 December 2020 to 29 June 2021	Cumulative to 29 June 2021
£	Assets subject to a floating charge		£	£
	Receipts			
4,766,796	Intercompany debtors			
4,766,796	Total receipts	-	-	-
	Payments			
	Total payments	-	-	-
	Net floating charge realisations	-	-	-
	Total cash in hand	-	-	-

Appendix B: Expenses

Expenses are amounts properly payable by us as administrators from the estate, but excludes our fees and distributions to creditors.

These include disbursements which are expenses met by and reimbursed to an office holder in connection with an insolvency appointment.

Expenses fall into two categories:

Expense	SIP 9 definition
Category 1	Payments to persons providing the service to which the expense relates who are not an associate of the office holder.
Category 2	Payments to our firm or our associates or which have an element of shared costs (for example, photocopying and mileage disbursements, or costs shared between different insolvent estates).

We don't need approval from creditors to draw Category 1 expenses as these have all been provided by third parties but we do need approval to draw Category 2 expenses. The body of creditors who approve our fees for each of the Companies also have the responsibility for agreeing the policies for payment of Category 2 expenses.

The unsecured creditors have the responsibility for agreeing our fees and agreeing the policy for payment of the Category 2 expenses for BGUF, BGHC, PP1, PP2, PP8, PP11, PP14, PP15 and PP17.

The secured creditor has the responsibility for agreeing our fees and agreeing the policy for payment of the Category 2 expenses for BGUKB, BGUKGP, BGUKM, HGOL, WRGL, SIL, UL, ULUK and UUK.

The secured and preferential creditors have the responsibility for agreeing our fees and agreeing the policy for payment of the Category 2 expenses for BGUKR, FFL and WRL.

The following tables provide breakdowns of the Category 2 expenses which have been incurred by us as administrators or our associates, together with details of the Category 1 expenses that have been incurred by PwC and will be recharged to the cases:

Category	Description	BGUKF		BGHCO		BGUKB		BGUKM		BGUKR		BGUKGP	
		Costs incurred in period 30/06/20 to 29/12/20	Costs incurred in period 30/12/20 to 29/06/21	Costs incurred in period 30/06/20 to 29/12/20	Costs incurred in period 30/12/20 to 29/06/21	Costs incurred in period 30/06/20 to 29/12/20	Costs incurred in period 30/12/20 to 29/06/21	Costs incurred in period 30/06/20 to 29/12/20	Costs incurred in period 30/12/20 to 29/06/21	Costs incurred in period 30/06/20 to 29/12/20	Costs incurred in period 30/12/20 to 29/06/21	Costs incurred in period 30/06/20 to 29/12/20	Costs incurred in period 30/12/20 to 29/06/21
2	Photocopying – Up to 10 pence per side copied, only charged for circulars to creditors and other bulk copying.	-	-	-	-	-	-	-	-	75.57	-	-	-
2	Mileage - At a maximum of: petrol/diesel/hybrid - 64 pence per mile (up to 2,000cc) or 80 pence per mile (over 2,000cc) full electric - 72 pence per mile	-	-	-	-	-	-	-	-	737.35	-	-	-
1	bicycle - 12 pence per mile	-	-	-	-	-	-	-	-	16.08	-	-	-
1	Other Travel	-	-	-	-	-	-	-	-	-	-	-	-
1	Courier	-	-	-	206.57	-	-	-	-	1,406.79	282.53	5.83	-
1	Archiving	-	-	-	-	-	-	-	-	212.98	3.62	631.24	2,252.82
1	Bordereau	-	-	225.00	-	225.00	-	225.00	-	225.00	-	225.00	-
1	Postage	0.90	-	9.00	-	153.07	-	0.90	-	2,636.33	199.02	507.82	-
1	Printing	2.07	-	20.72	188.08	352.21	-	8.29	-	6,066.31	7.92	1,168.51	-
1	Advertising	-	-	-	-	-	-	-	-	664.00	-	-	-
	TOTAL	2.97	0.00	254.72	394.65	730.28	0.00	234.19	0.00	12,040.41	493.09	2,538.40	2,252.82
	Paid to date	0.00	0.00	0.00	0.00	0.00	0.00	0.00	0.00	664.00	0.00	0.00	0.00

Category	Description	PP1		PP2		PP8		PP11		PP14		PP15		PP17	
		Costs incurred in period 30/06/20 to 29/12/20	Costs incurred in period 30/12/20 to 29/06/21	Costs incurred in period 30/06/20 to 29/12/20	Costs incurred in period 30/12/20 to 29/06/21	Costs incurred in period 30/06/20 to 29/12/20	Costs incurred in period 30/12/20 to 29/06/21	Costs incurred in period 30/06/20 to 29/12/20	Costs incurred in period 30/12/20 to 29/06/21	Costs incurred in period 30/06/20 to 29/12/20	Costs incurred in period 30/12/20 to 29/06/21	Costs incurred in period 30/06/20 to 29/12/20	Costs incurred in period 30/12/20 to 29/06/21	Costs incurred in period 30/06/20 to 29/12/20	Costs incurred in period 30/12/20 to 29/06/21
1	Bordereau	-	-	225.00	-	225.00	-	225.00	-	225.00	-	-	-	-	-
1	Printing	43.51	-	10.36	-	10.36	-	2.07	-	24.86	-	116.02	-	6.22	-
1	Postage	18.91	-	4.50	-	4.50	-	0.90	-	10.80	-	50.42	-	2.70	-
1	Advertising	-	-	-	-	-	-	-	-	-	-	-	-	-	-
	TOTAL	62.42	0.00	239.86	0.00	239.86	0.00	227.97	0.00	260.66	0.00	166.44	0.00	0.00	0.00
	Paid to date	0.00	0.00	0.00	0.00	0.00	0.00	0.00	0.00	0.00	0.00	0.00	0.00	0.00	0.00

Category	Description	FFL		HGOL		SIL		WRGL		WRL		UL		ULL		UUK	
		Costs incurred in the period 30/06/20 to 29/12/20	Costs incurred in the period 30/12/20 to 29/06/21	Costs incurred in the period 30/06/20 to 29/12/20	Costs incurred in the period 30/12/20 to 29/06/21	Costs incurred in the period 30/06/20 to 29/12/20	Costs incurred in the period 30/12/20 to 29/06/21	Costs incurred in the period 30/06/20 to 29/12/20	Costs incurred in the period 30/12/20 to 29/06/21	Costs incurred in the period 30/06/20 to 29/12/20	Costs incurred in the period 30/12/20 to 29/06/21	Costs incurred in the period 30/06/20 to 29/12/20	Costs incurred in the period 30/12/20 to 29/06/21	Costs incurred in the period 30/06/20 to 29/12/20	Costs incurred in the period 30/12/20 to 29/06/21	Costs incurred in the period 30/06/20 to 29/12/20	Costs incurred in the period 30/12/20 to 29/06/21
		£	£	£	£	£	£	£	£	£	£	£	£	£	£	£	£
	Mileage - At a maximum of 71 pence per mile (up to 2,000cc) or 293 pence per mile (over 2,000cc)	966.01	233.19	-	-	-	-	-	-	-	-	-	-	-	-	-	-
1	Other Travel	412.37	-	-	-	-	-	-	-	-	-	-	-	-	-	-	-
	Archiving	-	3,350.08	-	-	-	-	-	-	-	-	-	-	-	-	-	-
1	Bordereau	225.00	-	225.00	-	-	-	-	-	-	-	-	-	-	-	-	-
1	Postage	176.11	-	147.10	-	2.07	-	31.08	-	401.93	-	6.22	-	-	-	2.07	-
1	Postage	533.41	-	63.93	-	0.90	-	13.51	-	174.67	-	2.70	-	0.90	-	0.90	-
	TOTAL	2,372.90	3,613.27	436.03	0.00	2.97	0.00	44.59	0.00	576.60	0.00	8.92	0.00	0.90	0.00	2.97	0.00
	Paid to date	0.00	0.00	0.00	0.00	0.00	0.00	0.00	0.00	0.00	0.00	0.00	0.00	0.00	0.00	0.00	0.00

Notes

Printing, postage and advertising costs in relation to the Proposals have been incurred across all the Companies and was paid for via BGUKR. The costs have since been split across the Companies in the above tables to reflect the amount attributable to each Company. We will be seeking approval to pay these costs separately.

Bonding is in place for all Companies, however, the bordereau cost has not yet been posted to all Companies.

We will seek approval for Category 2 expenses as set out above in due course.

The tables below provide details of the expenses incurred in the administration.

The tables also exclude any potential tax liabilities that we may need to pay as an administration expense because amounts becoming due will depend on the position at the end of the tax accounting period.

The tables should be read in conjunction with the receipts and payments accounts at Appendix A, which shows expenses actually paid during the period and the total paid to date.

	BGUKF			BGHCO			BGUKB			BGUKM			BGUKR			BGUKGP		
Description - Disbursements	Costs incurred brought forward	Costs incurred in the period	Estimated future costs	Costs incurred brought forward	Costs incurred in the period	Estimated future costs	Costs incurred brought forward	Costs incurred in the period	Estimated future costs	Costs incurred brought forward	Costs incurred in the period	Estimated future costs	Costs incurred brought forward	Costs incurred in the period	Estimated future costs	Costs incurred brought forward	Costs incurred in the period	Estimated future costs
Photocopying - Up to 10 pence per side copied, only charged for circulars to creditors and other bulk copying.	-	-	78	-	-	81	-	-	138	-	-	79	76	-	724	-	-	-
Mileage - At a maximum of: petrol/diesel/hybrid - 64 pence per mile (up to 2,000cc) or 50 pence per mile (over 2,000cc) full electric - 72 pence per mile bicycle - 12 pence per mile	-	-	-	-	-	-	-	-	-	-	-	-	753	-	-	-	-	-
Courier	-	-	-	-	207	-	-	-	-	-	-	-	1,407	283	-	8	-	-
Archiving	-	-	-	-	-	-	-	-	-	-	-	-	213	4	-	631	2,253	-
Bordereau	-	-	-	225	-	-	225	-	-	225	-	-	225	-	-	225	-	-
Postage	1	-	1	9	-	16	153	-	145	1	-	4	2,836	199	2,987	508	642	488
Advertising	-	-	31	-	-	31	-	-	31	-	-	31	684	-	31	-	-	31
Printing	2	-	74	21	168	120	352	-	124	8	-	88	6,068	8	662	1,169	-	178
Description - Expenses	-	-	-	-	-	-	-	-	-	-	-	-	-	-	-	-	-	-
Suppliers	-	-	-	-	-	-	-	2,569	-	-	-	-	693,002	172,814	-	3,849	39,604	-
Storage Costs	-	-	-	-	-	-	-	-	-	-	-	-	-	-	-	14,240	-	-
Bank interest/charges	-	-	-	-	-	-	152	-	-	-	-	-	2,470	105	-	160	60	-
Rent	-	-	-	-	-	-	-	-	-	-	-	-	-	-	-	715,984	115,733	-
Service Charges	-	-	-	-	-	-	-	-	-	-	-	-	-	-	-	7,232	1,199	-
Property Insurance	-	-	-	-	-	-	-	-	-	-	-	-	-	-	-	393	64	-
Legal settlements	-	-	-	-	-	-	-	-	-	-	-	-	-	-	-	7,500	-	-
Duress payments	-	-	-	-	-	-	-	-	-	-	-	-	5,750	-	-	-	-	-
Trading Irrecoverable VAT	-	-	-	-	-	-	-	-	-	-	-	-	1,607	-	-	-	-	-
Wages & Salaries	-	-	-	-	-	-	-	-	-	-	-	-	2,693,049	252,578	-	-	-	-
PAYE/NIC and Pension Deductions	-	-	-	-	-	-	-	-	-	-	-	-	981,104	103,529	-	-	-	-
Employee/Subcontractor Costs & Expenses	-	-	-	-	-	-	-	-	-	-	-	-	8,541	5,124	-	-	-	-
TSA Costs	-	-	-	-	-	-	-	-	-	-	-	-	189,684	228,145	-	-	-	-
Contribution to property costs	-	-	-	-	-	-	-	-	-	-	-	-	2,551,208	-	-	-	-	-
Payments Made for Group companies	-	-	-	-	-	-	-	-	-	-	-	-	476,289	475,958	-	-	-	-
Legal fees	331	-	TBC	218	-	TBC	6,570	-	TBC	404	-	TBC	43,097	10,435	TBC	18,461	22,099	TBC
Counsel fees	-	-	-	-	-	-	-	-	-	-	-	-	-	2,275	-	-	-	-
Professional fees	-	-	-	-	-	-	-	-	TBC	TBC	-	TBC	1,706,610	618,067	TBC	1,440	-	TBC
Insurance	67	33	TBC	-	-	-	-	-	-	-	-	-	14,627	4,350	TBC	5,456	2,087	TBC
Agents fees	-	-	-	-	-	TBC	-	-	TBC	-	-	TBC	-	55,392	TBC	-	24,992	TBC
TOTAL	402	33	194	472	395	248	7,453	2,569	438	638	-	200	9,779,456	1,929,264	4,404	775,274	209,903	695
Paid to date	-	-	-	-	-	-	152	2,569	-	-	-	-	9,710,365	1,935,119	-	767,279	209,239	-

Description - Disbursements	FFL			HGOL			SIL			WRGL			WRL			WRL (EUR)			WRL (USD)		
	Costs incurred brought forward	Costs incurred in the period	Estimated future costs	Costs incurred brought forward	Costs incurred in the period	Estimated future costs	Costs incurred brought forward	Costs incurred in the period	Estimated future costs	Costs incurred brought forward	Costs incurred in the period	Estimated future costs	Costs incurred brought forward	Costs incurred in the period	Estimated future costs	Costs incurred brought forward	Costs incurred in the period	Estimated future costs	Costs incurred brought forward	Costs incurred in the period	Estimated future costs
	£	£	£	£	£	£	£	£	£	£	£	£	£	£	£	EUR	EUR	EUR	\$	\$	\$
Photocopying - Up to 10 pence per side copied, only charged for circulars to creditors and other bulk copying, creditors and other bulk copying.	-	-	120	-	-	117	-	-	78	-	-	62	-	-	143	-	-	-	-	-	-
Mileage - At a maximum of: petrol/diesel/hybrid - 64 pence per mile (up to 2,000cc) or 60 pence per mile (over 2,000cc) full electric - 72 pence per mile bicycle - 12 pence per mile	996	233	-	-	-	-	-	-	-	-	-	-	-	-	-	-	-	-	-	-	-
Courier	-	3,360	-	-	-	-	-	-	-	-	-	-	-	-	-	-	-	-	-	-	-
Archiving	225	-	-	225	-	-	-	-	-	-	-	-	-	-	-	-	-	-	-	-	-
Bordersau	176	-	113	147	-	111	2	-	74	31	-	87	402	-	166	-	-	-	-	-	-
Printing	503	-	72	64	-	62	1	-	1	14	-	13	175	-	127	-	-	-	-	-	-
Postage	-	-	31	-	-	31	-	-	31	-	-	31	-	-	31	-	-	-	-	-	-
Advertising	-	-	-	-	-	-	-	-	-	-	-	-	-	-	-	-	-	-	-	-	-
Description - Expenses	-	-	-	-	-	-	-	-	-	-	-	-	-	-	-	-	-	-	-	-	-
Rent	-	-	-	257,236	-	-	-	-	-	-	-	-	-	-	-	-	-	-	-	-	-
Service Charge	-	-	-	19,102	-	-	-	-	-	-	-	-	-	-	-	-	-	-	-	-	-
Suppliers	52,022	133,058	-	-	3,236	-	-	-	-	-	-	-	524,015	55,121	-	44,684	-	-	-	-	-
Distribution Costs	-	-	-	-	-	-	-	-	-	-	-	-	4,446	-	-	-	-	-	-	-	-
Outness payments	876	43,792	-	-	-	-	-	-	-	-	-	-	103,033	4,635	-	-	-	-	-	-	-
Rates	8,192	196	-	-	-	-	-	-	-	-	-	-	14,613	-	-	-	-	-	-	-	-
Trading Irrecoverable VAT	429,659	212,640	-	-	-	-	-	-	-	-	-	-	0,540	-	-	-	-	-	-	-	-
Wages & Salaries	-	-	-	-	-	-	-	-	-	-	-	-	739,821	-	2,235	-	-	-	-	-	-
Employee/Subcontractor Costs & Expenses	160,090	27,418	-	-	-	-	-	-	-	-	-	-	5,233	-	-	-	-	-	-	-	-
PAYE/NI and Pension Deductions	-	-	-	-	-	-	-	-	-	-	-	-	47,152	-	-	-	-	-	-	-	-
Finance / Bank Interest & charges	35	-	-	30	30	-	-	-	-	-	-	-	168	-	72	-	-	-	-	-	-
Other Travel	412	-	-	-	-	-	-	-	-	-	-	-	-	-	-	-	-	-	-	-	-
Wages and salaries	-	-	-	-	-	-	-	-	-	-	-	-	-	-	-	-	-	-	-	-	-
Legal fees	404	-	TBC	5,789	-	TBC	404	-	TBC	10	-	TBC	TBC	-	TBC	-	-	TBC	-	-	TBC
Professional fees	32,250	-	TBC	TBC	-	TBC	TBC	-	TBC	TBC	-	TBC	47,152	-	TBC	-	-	TBC	-	-	TBC
Insurance	8,858	(3,953)	-	1,999	660	TBC	-	-	-	-	-	-	59,749	-	TBC	-	-	-	-	-	-
Agents fees	-	-	TBC	-	664	TBC	-	-	TBC	-	-	-	-	-	TBC	-	-	TBC	-	-	TBC
TOTAL	715,935	417,565	336	284,591	4,530	321	407	-	184	55	-	213	1,540,885	74,369	467	46,891	-	-	-	-	-
Paid to date	704,300	426,763	-	276,458	6,990	-	-	-	-	10	-	-	1,480,560	134,118	-	46,891	-	-	-	-	-

Description - Disbursements	UL			ULUK			ULUK		
	Costs incurred brought forward	Costs incurred in the period	Estimated future costs	Costs incurred brought forward	Costs incurred in the period	Estimated future costs	Costs incurred brought forward	Costs incurred in the period	Estimated future costs
	£	£	£	£	£	£	£	£	£
Photocopying - Up to 10 pence per sheet copied, only charged for circulars to creditors and other bulk copying, creditors and other bulk copying.	-	-	70	-	-	78	-	-	-
Mileage - At a maximum of 71 pence per mile (up to 2,000cc) or 93 pence per mile (over 2,000cc)	-	-	-	-	-	-	-	-	-
Courier	-	-	-	-	-	-	-	-	-
Archiving	-	-	-	-	-	-	-	-	-
Bordereaux	-	-	-	-	-	-	-	-	-
Printing	6	-	80	-	-	-	2	-	74
Postage	3	-	3	-	-	-	1	-	1
Advertising	-	-	31	-	-	31	-	-	31
Description - Expenses	-	-	-	-	-	-	-	-	-
Rent	-	-	-	-	-	-	-	-	-
Service Charge	-	-	-	-	-	-	-	-	-
Supplies	-	-	-	-	-	-	-	-	-
Distribution Costs	-	-	-	-	-	-	-	-	-
Dues and payments	-	-	-	-	-	-	-	-	-
Rates	-	-	-	-	-	-	-	-	-
Trading Irrecoverable VAT	-	-	-	-	-	-	-	-	-
Wages & Salaries	-	-	-	-	-	-	-	-	-
Employee/Subcontractor Costs & Expenses	-	-	-	-	-	-	-	-	-
PAYE/NI and Pension Deductions	-	-	-	-	-	-	-	-	-
Finance / Bank interest & charges	-	-	-	-	-	-	-	-	-
Other Travel	-	-	-	-	-	-	-	-	-
Wages and salaries	-	-	-	-	-	-	-	-	-
Legal fees	404	-	TBC	404	-	TBC	404	-	TBC
Professional fees	TBC	-	TBC	TBC	-	TBC	TBC	-	TBC
Insurance	50,048	(43,949)	-	-	-	-	-	-	-
Agents fees	-	-	TBC	-	-	TBC	-	-	TBC
TOTAL	59,461	(43,949)	188	404	-	109	407	-	106
Paid to date	-	53,774	-	-	-	-	-	-	-

Note: The paid to date figures include some expenses which were incurred in the previous period but which have been paid in the current period.

Appendix C: Remuneration update

We expect to seek approval to draw our fees on a fixed fee basis for the administration of all the Companies with the exception of BGUKR and BGUKGP. We are seeking approval to draw our fees on a time cost basis in respect of these two administrations and will be circulating a remuneration report to the necessary approving bodies of these two companies shortly after this progress report has been circulated. Approval in relation to the other Companies will be sought subsequently.

We set out later in this Appendix details of our work to date, anticipated future work, disbursements, subcontracted work and payments to associates.

Our time charging policy and hourly rates

We and our team charge our time for the work we need to do in the administration. We delegate tasks to suitable grades of staff, taking into account their experience and any specialist knowledge that is needed and we supervise them properly to maximise the cost effectiveness of the work done. Anything complex or important matters of exceptional responsibility are handled by our senior staff or us.

All of our staff who work on the administration (including our cashiers, support and secretarial staff) charge time directly to the case and are included in any analysis of time charged. Each grade of staff has an hourly charge out rate which is reviewed from time to time. Work carried out by our cashiers, support and secretarial staff is charged for separately and isn't included in the hourly rates charged by partners or other staff members. Time is charged in six minute units. The minimum time chargeable is three minutes (i.e. 0.05 units). We don't charge general or overhead costs.

We set out below the maximum charge-out rates per hour for the grades of our staff who already or who are likely to work on the administration.

Grade	From 1 July 2019 £/hr	From 01 July 2020 £/hr
Partner	690	850
Director	595	720
Senior Manager	515	585
Manager	405	475
Senior Associate	310	390
Associate	210	245
Offshore Professionals	n/a	245
Support Staff	120	125

We call on colleagues in our Tax, VAT, Real Estate and Pensions departments where we need their expert advice. Their specialist charge-out rates vary but the following are the maximum rates by grade per hour. In common with many professional firms, our scale rates may rise to cover annual inflationary cost increases.

Grade	From 1 July 2019 £/hour	From 1 September 2020 £/hour
Partner	1,520	1,600
Director	1,465	1,465
Senior Manager	1,290	1,355
Manager	775	815
Senior Associate/Consultant	575	605
Associate/Assistant Consultant	305	325

Payments to associates

We have not made any payments to associates of our firm and we do not expect to.

Our work in the period

Earlier in this section we have included an analysis of the time spent by the various grades of staff, and detail on page 12 of this report the key areas of work undertaken for each company. Whilst this is not an exhaustive list, in the following table we provide more detail on the key areas of work but given the information on page 12 we have not split this detail by individual company:

Area of work	Work undertaken	Why the work was necessary	What, if any, financial benefit the work provided to creditors OR whether it was required by statute
Strategy and planning	<ul style="list-style-type: none"> Continue to update fee budgets for all companies within the group; Running weekly reports for each company within the group to monitor costs; Holding team meetings not relating to trading and discussions regarding status of administrations. 	<ul style="list-style-type: none"> Assist in the timely, structured and efficient completion of the administrations and return to creditors (where appropriate). 	<ul style="list-style-type: none"> No direct financial benefit, however the work is necessary to ensure correct management and oversight of the administrations.
Accounting and treasury	<ul style="list-style-type: none"> Dealing with receipts, payments and journals; Carrying out bank reconciliations and managing funds; Corresponding with the bank regarding specific transfers from the pre appointment bank accounts to the administration account; Corresponding with the bank regarding closure of the pre-appointment bank accounts; and Reconciliations to identify and segregate any amounts due to the Companies 	<ul style="list-style-type: none"> To ensure correct management of the estate accounts 	<ul style="list-style-type: none"> No direct financial benefit, however the work is necessary to ensure correct management of the accounts and safeguarding of funds.
Property	<ul style="list-style-type: none"> Collect licence fees from Purchasers and pay ongoing rent from appointment 	<ul style="list-style-type: none"> To ensure proper management of the property portfolio and to enable trading to 	<ul style="list-style-type: none"> Mitigate claims against the administrations and comply with our obligations under the sale agreement. Negotiations

	<ul style="list-style-type: none"> • Liaising with landlords and their managing agents to seek surrenders of leases; and • Paying service charge and insurance on all properties. 	continue.	with landlords will lead to reductions in rental payments, resulting in greater potential recoveries for creditors.
Other assets	<ul style="list-style-type: none"> • Assisting in the collection of book debts; • Liaising with agents regarding collection of potential rates and utility refunds; and • Pursuing the recovery of funds from merchant providers. 	<ul style="list-style-type: none"> • To ensure maximum realisation of potential assets 	<ul style="list-style-type: none"> • Enhanced asset realisations for the administrations
Secured creditors	<ul style="list-style-type: none"> • Preparing reports to the Secured Creditor; • Responding to the Secured Creditor's queries; • Providing regular updates to the Secured Creditor; • Calculating the Secured Creditor position regarding dividend prospects; and • Making distributions in accordance with security entitlements. 	<ul style="list-style-type: none"> • For the proper management of the secured claims and payment of funds. 	<ul style="list-style-type: none"> • Direct benefit to the secured creditor through payment of distributions and provision of information.
Preferential creditors	<ul style="list-style-type: none"> • Preparing, issuing and receiving employee preferential claim agreement forms; and • Corresponding with the RPS regarding proof of debt. 	<ul style="list-style-type: none"> • For the proper management of preferential claims 	<ul style="list-style-type: none"> • Direct benefit to creditors through payment of distributions (where available).
Unsecured creditors	<ul style="list-style-type: none"> • Receiving and following up high volume of creditor enquiries via telephone, email and post; • Reviewing and preparing correspondence to creditors and their representatives; and • Receiving and filing proofs of debt when not related to a dividend. 	<ul style="list-style-type: none"> • To ensure creditors receive necessary communications, deal with creditor claims efficiently 	<ul style="list-style-type: none"> • Direct benefit to creditors through payment of dividends (where available) and provision of information.
Employees and Pensions	<ul style="list-style-type: none"> • Liaising with employees and RPS in respect of claims; • Operating an employee helpline to deal with employee queries; • Dealing with Employment Tribunal matters and unfair dismissal claims; and • Pursue potential refund from annual premium paid for group life assurance scheme. 	<ul style="list-style-type: none"> • To ensure all employee and pension matters are dealt with efficiency and as per statute 	<ul style="list-style-type: none"> • Benefit to creditors in relation to the potential distribution.

Trading	<ul style="list-style-type: none"> • Regular meetings with agents deployed to retail sites to monitor sales and issues; • Discussions with suppliers; • Cash flow reviews and updating Estimated Outcome Statements projections; • Raising and reviewing of purchase orders; • Tracking payment requests; • Reviewing ongoing supplier requirements. 	<ul style="list-style-type: none"> • To ensure the efficient management of the business during the trading period. 	<ul style="list-style-type: none"> • Enhanced asset realisations for the administrations and a benefit to the secured creditor via increased distributions.
Tax and VAT	<ul style="list-style-type: none"> • Preparation and submission of pre-appointment tax returns; • Preparation and filing of post appointment VAT returns. 	<ul style="list-style-type: none"> • To comply with statutory and other obligations. 	<ul style="list-style-type: none"> • As required by statute
Statutory and compliance	<ul style="list-style-type: none"> • Preparation and circulation of the first progress report; • Preparation and filing of extension documents; • Filing documents at Companies House; • Preparation of the second progress report; • Updating and managing internal diary systems; and • Reviewing and taking custodianship of Companies' books and records. 	<ul style="list-style-type: none"> • To comply with statutory and other obligations. 	<ul style="list-style-type: none"> • As required by statute.

Our future work

The key areas of our ongoing and future work are summarised in the following table:

Area of work	Work undertaken	What, if any, financial benefit the work provided to creditors OR whether it was required by statute
Strategy and planning	<ul style="list-style-type: none"> • Monitoring fee budgets and costs; and • Holding team meetings to agree and monitor strategies. 	<ul style="list-style-type: none"> • No direct financial benefit, however the work is necessary to ensure correct management of the administrations.
Accounting and treasury	<ul style="list-style-type: none"> • Continue to deal with receipts, payments and journals; • Carrying out bank reconciliations and managing of funds; and • Corresponding with the bank regarding specific transfers. 	<ul style="list-style-type: none"> • No direct benefit, however, the work is necessary to ensure the correct management of the estate accounts.
Property	<ul style="list-style-type: none"> • Deal with ongoing property matters as they arise including queries and legal disputes; • Liaise with landlords and management agents in respect of leases; 	<ul style="list-style-type: none"> • Efficient management of the property portfolio will mitigate any claims against the administrations, resulting in a potential greater return to creditors.

	<ul style="list-style-type: none"> • Liaising with solicitors regarding the novation of leases; • Pay rent, service charges and insurance as appropriate. 	
Other assets	<ul style="list-style-type: none"> • Continue to liaise with merchant providers in order to recover funds due; • Continue to pursue potential business rates and service charge refunds. 	<ul style="list-style-type: none"> • Enhanced asset realisations in the administrations
Secured creditors	<ul style="list-style-type: none"> • Preparing reports to the Secured Creditor; • Responding to the Secured Creditor's queries; and • Making distributions in accordance with security entitlements. 	<ul style="list-style-type: none"> • Direct benefit to the secured creditor through payment of distributions and provision of information.
Preferential creditors	<ul style="list-style-type: none"> • Corresponding with employees regarding dividend; • Corresponding with the RPS regarding proof of debt; • Calculating dividend rate and preparing dividend file; • Advertising dividend notice; • Preparing and paying distribution; and • Ensuring PAYE/NIC is deducted and remitted to HMRC. 	<ul style="list-style-type: none"> • Direct benefit to creditors through payment of distributions and provision of information.
Unsecured creditors	<ul style="list-style-type: none"> • Continuing to liaise with creditors in respect of queries • Calculating dividend rate and preparing dividend file; • Advertising dividend notice; • Preparing and paying distribution; and • Ensuring PAYE/NIC is deducted and remitted to HMRC. 	<ul style="list-style-type: none"> • Direct benefit to creditors through payment of distributions and provision of information.
Employees and Pensions	<ul style="list-style-type: none"> • Ensure claims for unpaid pre-appointment pension contributions are paid by the Redundancy Payments Service. 	<ul style="list-style-type: none"> • Benefit to creditors in relation to the potential distribution.
Investigations	<ul style="list-style-type: none"> • Instructing and liaising with solicitors regarding recovery actions if necessary. 	<ul style="list-style-type: none"> • Benefit to creditors in relation to potential enhanced asset realisation.
Tax and VAT	<ul style="list-style-type: none"> • Preparing tax computations for the post-appointment periods as they fall due; • Liaising with HMRC; • Liaise with and comply with the Senior Accounting Officer obligations; and • Preparation and submission of VAT returns 	<ul style="list-style-type: none"> • As required by statute.
Statutory and compliance	<ul style="list-style-type: none"> • Conducting case reviews every six months; • Preparing and issuing periodic progress reports to creditors and the Registrar; • Preparing documents and information for the purpose of obtaining approval of fees, Category 2 disbursements and other matters in the 	<ul style="list-style-type: none"> • No direct benefit but is required by statute.

-
- administrations;
- Issuing notices and associated documentation for seeking decisions of creditors;
 - Dealing with records in storage;
 - Sending job files to storage;
 - Filing of documents;
 - Updating checklists and diary management system;
 - Preparing and circulating final report; and
 - Completing internal and statutory closure procedures.
-

Disbursements

We don't need to get approval to draw expenses or disbursements unless they are for shared or allocated services provided by our own firm, including room hire, document storage, photocopying, communication facilities. These types of expenses are called "Category 2" disbursements and they must be directly incurred on the case, subject to a reasonable method of calculation and allocation and approved by the same party who approves our fees.

Our expenses policy allows for all properly incurred expenses to be recharged to the administration and will be approved by the relevant approving body for each Company where required.

Our relationships

We have no business or personal relationships with the parties who approve our fees or who provide services to the administration where the relationship could give rise to a conflict of interest.

Details of subcontracted work

The following work, which we or our staff would normally do, has been subcontracted to the parties listed below. This work has been subcontracted as we considered it more cost effective to do so and in certain cases these subcontractors could provide additional skills, knowledge or expertise which our team did not have.

- CAPA - business rates and service charge review and subsequent recovery at an agreed fee of 15% of recoveries. To date we have incurred and paid costs of £121k.
- ERS - deployment of agents to retail stores to oversee the day-to-day trading of the store. Due to the nature of work required a fee was agreed as a combination of a fixed fee of £250k and a contingent element based on an administration trading surplus and number of weeks the store is in operation, as per a formal Selling Agency Agreement. To date we have incurred costs of £2,799k of which £2,325k has been paid.
- Brownlow - water rates review and refund recovery at an agreed fee of 30% of recoveries. No fees have been paid to date.

Additionally, we will shortly be instructing PHD to deal with the remaining LTO properties within the Group. This decision has been made due to PHD's industry expertise and for cost reasons. Further details will be provided in our next report.

Legal and other professional firms

We've instructed the following professionals on this case:

Service provided	Name of firm / organisation	Reason selected	Basis of fees
Legal services, including: Appointment related matters; Advice on RoT claims; Sale of business contracts; and Property related matters.	• Shoosmiths LLP	• Industry expertise	• Time costs and disbursements
Advice in respect of Guardsmen claim	• Fieldfisher LLP	• Industry expertise	• Time costs and disbursements
Chattel agents and valuers	• Hilco Capital	• RICS asset/property valuers with industry expertise	• Contingent fee based on asset realisations
Property agents and others	• CAPA • Brownlow Utilities Ltd	• Industry specialists and/or with prior knowledge of the property portfolios	• Contingent fee based on cost savings and/or asset realisations
Subcontractors and others	• European Retail Solutions II Ltd	• Retail trading specialists approved by the secured creditor	• Part fixed and part contingent fee based on an administration trading surplus

Appendix D: Pre-administration costs

At the date of our appointment as joint administrators, the unpaid pre-administration costs were as shown below:

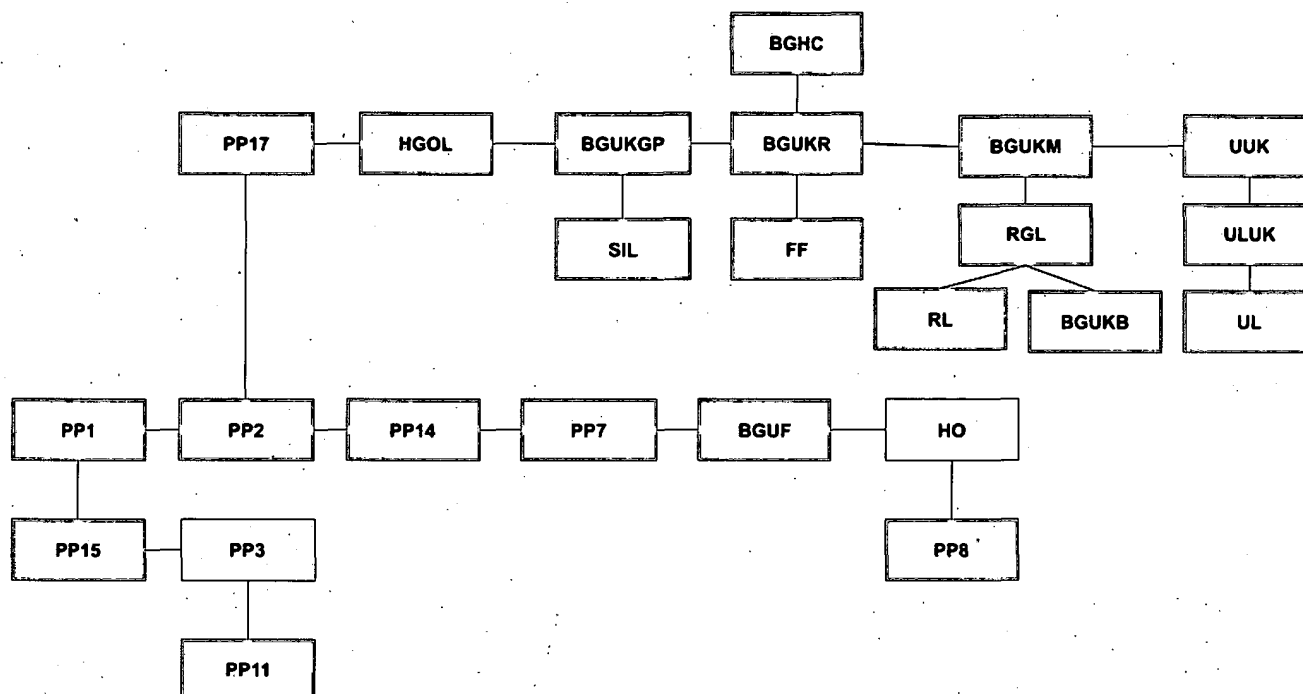
Firm	Services	Amount unpaid (£)
PwC	Administrators-in-waiting	606,943
Shoosmiths	Sale and purchase agreement and administration planning	360,000
BDO	Marketing and sale process	50,000
Hilco	Valuation services	38,127
Total		1,055,070

For further details on these pre-administration costs, please see the Proposals which can be downloaded from www.pwc.co.uk/bluegroup.

Pre-administration costs will be paid (subject to approval), by either or a combination of a) the Secured Creditor under a separate funding agreement, or b) from asset realisations as an expense of the administrations, where approval has been received. Where unpaid pre-administration costs exist, we expect only the Secured Creditor to have a financial interest in the amount to be paid.

We have said that we think the Companies don't have enough assets to pay anything to unsecured creditors other than via the prescribed part (in certain cases), therefore it will be for the Secured Creditor and (where appropriate) the preferential creditors to approve the costs. We will seek approval from those classes of creditors in due course. In those Companies where there are no secured or preferential creditors, these costs would need to be approved by the creditors or failing that, the Court.

Appendix E: Group Structure



Notes

All subsidiaries are 100% owned by its immediate parent company.

PP3 - Property Portfolio (No3) Limited - not subject to insolvency proceedings

HO - Homestyle Operations Limited - not subject to insolvency proceedings

Appendix F: Other information

Court details for the administration:	High Court of Justice Business and Property Courts of England and Wales Insolvency & Companies List (ChD)
Company's registered name:	All Companies listed on Page 3
Trading name:	Bensons for Beds Harveys / Harveys Furniture Formation Furniture Relyon
Registered number:	Company numbers listed on Page 3 for all companies
Registered address:	Level 8, Central Square, 29 Wellington Street, Leeds, LS1 4D BGUKR - 3rd Floor, The Globe Centre, 1 St James Square, Accrington, Lancashire, England, BB5 0RE
Date of the joint administrators' appointment:	30 June 2020
Joint administrators' names, addresses and contact details:	In relation to all the Companies except Formation Furniture Limited: Zelf Hussain of PwC, 7 More London, Riverside, London, SE1 2RT Peter David Dickens of PwC, 1 Hardman Square, Manchester, M3 3EB Yulia Marshall of PwC, 7 More London, Riverside, London, SE1 2RT In relation to Formation Furniture Limited: Zelf Hussain of PwC, 7 More London, Riverside, London, SE1 2RT Peter David Dickens of PwC, 1 Hardman Square, Manchester, M3 3EB Yulia Marshall of PwC, 7 More London, Riverside, London, SE1 2RT Ross David Connock of PwC, 2 Glass Wharf, Bristol, BS2 0FR Contact: uk_bluegroup_creditors@pwc.com
Extension(s) to the initial period of appointment:	Extension approved by the relevant approving bodies on 1 June 2021 for all entities with the exception of PP7 and BGHCO for a period of 12 months to 29 June 2022. Extension approved by the relevant approving body on 3 June 2021 for BGHCO for a period of 12 months to 29 June 2022.