


The Accounts

THURSDAY

THI


L50K47AR
LD3 11/02/2016 #47
COMPANIES HOUSE

L4YM0EPN
LD4 14/01/2016 #56
COMPANIES HOUSE

Officers and Board for the year ended 30 June 2015

The Board consists of a maximum of 10 Directors, comprising the Chief Executive, President of the Association, the Treasurer and up to six persons elected from Council members. The Board manages the Association's business. Council consists of a maximum of 32 members, elected from the Association's general membership and focusses on policy issues.

President

Mr A Whitfield

Synthomer

(to March 2015)

Mr T Crotty

Ineos

(from March 2015)

Board Members

Dr T W Bastock OBE

Contract Chemicals

Mr P Booth OBE

Sabir UK Petrochemicals

(from March 2015)

Dr J Bush

Urenco Chemplants

Mr S Elliott

Chemical Industries Association

Mr G Grant

Ineos Chemicals Grangemouth

(to March 2015)

Mr T Jensen

BASF

(from March 2015)

Mr H Swan

Thomas Swan & Co

(from March 2015)

Mr D Topliffe

Shell Chemicals UK

Mr D Tudor

Glaxosmithkline

(from March 2015)

Secretary (Non member)

Mr S Marsh

Chemical Industries Association

Report of the Board

for the year ended 30 June 2015

The Board presents the Annual Report and audited financial statements of the Association for the year ended 30 June 2015. This document will be presented to the Board meeting on 19 November 2015.

Officers

During the year Mr A Whitfield was replaced as President by Mr T Crotty elected at the AGM in March 2015.

Council and Boards

All Directors who served on the Board are listed on page 1 of this report. There are nine members of the Board as at 30 June 2015. The Board met five times during the year. There are no contracts, shareholdings or other arrangements benefiting any member of the Board which requires disclosure in terms of the Companies Act 2006.

Strategies and Issues

Reporting to Council are four Strategy Groups, each chaired by a member of Council with a CIA executive as manager. They are:

Chemicals Management which focuses on providing strategic guidance in relation to sound chemicals management down the supply chains in terms of policy and voluntary initiatives.

Responsible Care considers all relevant issues in the Responsible Care Programme within the industry, to agree ongoing strategy, supporting a sustainable business environment and continual improvement within the industry.

Communications deals with communication issues in support of the industry's relationship with its stakeholders and CIA member companies.

Employment deals with employment issues in support of the industry's relationship with its workforce and their representatives as well as lobbying in employment policy, law and regulation.

The function of the Strategy Groups is to determine strategy and policy within their broad areas of responsibility, to agree priorities, sponsor relevant issues and to oversee the work of the dedicated Issue Teams, supported by their appropriate Networks. All Strategy Groups have met two or three times during 2014/15. Issue teams have a clear remit with defined timescales and measures of success within which to operate. They form the mainstay of CIA and member work activity. Chaired by a member sponsor, these teams are multi-disciplinary, with a limited commitment.

Networks exist for specific subject areas and communicate as necessary moderated by CIA staff. Networks identify future issues, act as sounding boards for ideas on CIA policy and provide a pool of potential support for Issue Teams.

The work of the Association depends crucially on the activities of all the above bodies and on the work done by the many other Association committees and sub-committees. The Board wishes to express its gratitude to Member companies and their expert staff, who have supported the Association throughout the period under review.

The Association keeps its members informed of the activities it has undertaken on their behalf via the website, CIA Matters and Bulletin.

Sector Networks

Sector Networks have a vital role to play within the Association acting as Issue Teams on their sector specific issues. They also form a national Network in their specialism.

Statement of Board members' responsibilities

The Board members are responsible for preparing the Report of the Board and the financial statements in accordance with applicable law and regulations.

Company law requires Board members to prepare financial statements every financial year. Board members have elected to prepare the financial statements in accordance with United Kingdom Generally Accepted Accounting Practice (United Kingdom Accounting Standards and applicable law). Under company law Board members must not approve the financial statements unless they are satisfied that they give a true and fair view of the state of affairs of the company and of the profit or loss of the company for that period. In preparing these financial statements, Board members are required to:

- select suitable accounting policies and then apply them consistently;
- make judgements and estimates that are reasonable and prudent;
- state whether applicable accounting standards have been followed; and
- prepare the financial statements on the going concern basis unless it is inappropriate to presume that the company will continue in business.

Board members are responsible for keeping adequate accounting records that are sufficient to show and explain the company's transactions and disclose with reasonable accuracy at any time the financial position of the company and enable them to ensure that the financial statements comply with the Companies Act 2006. They are also responsible for taking such steps as are reasonably open to them to safeguard prevention and detection of fraud and other irregularities.

Management

For the purposes of the Companies Act 2006, the Board constitutes the Association's directors. The day to day running of the Association is conducted by the Chief Executive supported by a management team of two directors.

Staff

On 30 June 2015 the number of staff employed by the Association, including the Chief Executive was:

	<u>2015</u>	<u>2014</u>
Senior Management	3	4
Executives	15	17
Administration	6	5
	<u>24</u>	<u>26</u>

The monthly average number of employees was 24 (2014: 26).

Employees were allocated to the Association and subsidiary activities as follows:

	<u>2015</u>	<u>2014</u>
CIA	19.5	21.5
CIABATA	1	1
REACHREADY	3.5	3.5
	<u>24</u>	<u>26</u>

The Association continually reviews its available staff skill sets compared with those required to maintain its core activities.

The Association is staffed throughout with talented and committed people. The Board wishes to record its appreciation to all members of staff for their contributions to the Association's work throughout the year.

Principal activities

The basic objectives and principal activities of the Association are as shown in its Memorandum and Articles of Association and are:

- the promotion of the interests of manufacturers, processors, sellers, providers of services and employers in the chemical and allied industries in the United Kingdom;
- the furthering of co-operation between companies engaged in those industries;
- the encouragement of efficiency in those industries.

The Association's mission is to represent UK chemical and allied industries to relevant stakeholders and to support our members in achieving economic and environmental sustainability.

Details of the Association's work during the year are set out in a separate report by the Chief Executive.

Association structure

The Association is a company limited by guarantee. There has been no change to its structure during the year.

The constitution allows for a maximum of 10 Board members and, at 30 June 2015, there were nine (2014: 6).

Membership

On 30 June 2015 there were 99 (2014: 101) subscription-paying companies (listed on pages 17-18).

Financial review of the year

On the basis of the preliminary estimates of expenditure and trading income for the financial year 2013-14 the Board decided to increase subscriptions by 2.5% for 2014-15.

The Association's financial position during 2014-15 has been managed on a sound basis with a view to building reserves.

	2014-15	2013-14
Turnover from subscription	3,655,086	3,706,137
Turnover from other operations	1,179,903	1,377,777
Interest receivable	11,552	11,206
Gross income	4,846,541	5,095,120
Surplus after tax for the company	939,403	1,104,269
Impact on the surplus due to the adoption of FRS17.	59,000	78,000
Reported Surplus	880,403	1,026,269

Current year

In the current financial year it is the Association's intention to continue promoting the interests and prosperity of its members within the chemical industry. The level of activities will be consistent with the available resources and the efficient operation of the Association.

Risks and uncertainties

The Board is responsible for monitoring the Association's internal controls. The Board, supported by the Management Team and an audit committee, review the major risks identified arising from or in connection with the Association's activities and how they might be alleviated. At recent meetings particular attention has been paid to:

- continuing subscription income from member companies
- the impact of the economic downturn both on the Association's activities and those of its member companies
- the deficit on the defined benefit pension scheme (closed to further benefit accrual in May 2002)
- maintaining ongoing increased payments to address the deficit, since July 2012
- the control and management of cash balances
- reviewing and rationalising overhead costs

Political and charitable contributions

The Association made no political contributions.


No contributions to the Chemical Industries Association Charitable Trust were made during the year (2014 - NIL). The Trust has sufficient resources to meet its objectives. The Trust was established by the Association in 1989 to enable member companies to make charitable contributions primarily for educational purposes.

Disclosure of information to auditors

So far as the directors are aware, there is no relevant audit information of which the company's auditors are unaware. The directors have taken all the steps that they ought to have taken as directors to make themselves aware of any relevant audit information and to establish that the company's auditors are aware of that information.

By order of the Board
Kings Buildings,
Smith Square,
London
SW1P 3JJ

Steve Elliott
Chief Executive

19-Nov-15


Independent Auditor's Report

to the members of the Chemical Industries Association Limited

We have audited the financial statements of Chemical Industries Association Limited for the year ended 30 June 2015 which comprise the income and expenditure account, the Balance Sheet, the Cash Flow Statement, the Statement of Total Recognised Gains and Losses and the related notes. The financial reporting framework that has been applied in their preparation is applicable law and United Kingdom Accounting Standards (United Kingdom Generally Accepted Accounting Practice).

This report is made solely to the company's members, as a body, in accordance with Chapter 3 Part 16 of the Companies Act 2006. Our audit work has been undertaken for no other purpose than to draw to the attention of the company's members those matters we are required to include in an auditor's report addressed to them. To the fullest extent permitted by law, we do not accept or assume responsibility to any party other than the company and company's members as a body, for our work, for this report, or for the opinions we have formed.

Respective responsibilities of directors and auditor

As explained more fully in the Statement of Board Members' Responsibilities, Board members are responsible for the preparation of the financial statements and for being satisfied that they give a true and fair view. Our responsibility is to audit and express an opinion on the financial statements in accordance with applicable law and International Standards on Auditing (UK and Ireland). Those standards require us to comply with the Auditing Practices Board's (APB's) Ethical Standards for Auditors.

Scope of the audit of the financial statements

An audit involves obtaining evidence about the amounts and disclosures in the financial statements sufficient to give reasonable assurance that the financial statements are free from material misstatement, whether caused by fraud or error. This includes an assessment of: whether the accounting policies are appropriate to the company's circumstances and have been consistently applied and adequately disclosed; the reasonableness of significant accounting estimates made by the directors; and the overall presentation of the financial statements. In addition we read all the financial and non-financial information in the Report of the Board to identify material inconsistencies with the audited financial statements and to identify any information that is apparently materially incorrect based on, or materially inconsistent with, the knowledge acquired by us in the course of performing the audit. If we become aware of any apparent material misstatements or inconsistencies we consider the implications for our report.

Opinion on the financial statements

In our opinion the financial statements:

- give a true and fair view of the state of the company's affairs as at 30 June 2015 and of its surplus for the year;
- have been properly prepared in accordance with United Kingdom Generally Accepted Accounting Practice; and
- have been prepared in accordance with the requirements of the Companies Act 2006.

Opinion on other matter prescribed by the Companies Act 2006

In our opinion the information given in the Report of the Board for the financial year for which the financial statements are prepared is consistent with the financial statements.

Independent Auditors' Report (continued)


to the members of the Chemical Industries Association Limited

Matters on which we are required to report by exception

We have nothing to report in respect of the following matters where the Companies Act 2006 requires us to report to you if, in our opinion:

- adequate accounting records have not been kept, or returns adequate for our audit have not been received from branches not visited by us; or
- the financial statements are not in agreement with the accounting records and returns; or certain disclosures of directors' remuneration specified by law are not made; or
- we have not received all the information and explanations we require for our audit; or
- the directors were not entitled to prepare the financial statements in accordance with the small companies regime and take advantage of the small companies' exemption in preparing the Report of the Board and from preparing a strategic report.

Sandra De Lord (Senior Statutory Auditor)
for and on behalf of Kingston Smith LLP,
Statutory Auditor



7.12.15

Devonshire House
60 Goswell Road
London
EC1M 7AD

INCOME AND EXPENDITURE ACCOUNT**for the year ended 30 June 2015**

		2015	2014
		£	£
		<hr/>	<hr/>
<i>Note 2</i>	Turnover from :Subscriptions	3,655,086	3,706,137
<i>Note 8</i>	:Other operations	<u>1,179,902</u>	<u>1,377,777</u>
	Total turnover	4,834,988	5,083,914
<i>Note 10</i>	Administration expenses	-3,432,650	-3,571,099
<i>Note 11</i>	Other operating expenses	-343,451	-372,850
<i>Note 14</i>	Charitable contributions	<u>-</u>	<u>-7,672</u>
	Operating Surplus	1,058,887	1,132,293
	Interest receivable	11,552	11,206
<i>Note 5</i>	Other finance costs	<u>-59,000</u>	<u>-78,000</u>
<i>Note 9</i>	Surplus on ordinary activities before taxation	1,011,439	1,065,499
<i>Note 12</i>	Taxation	<u>-71,965</u>	<u>-39,230</u>
	Surplus on ordinary activities after taxation	<hr/> <u>939,474</u> <hr/>	<hr/> <u>1,026,269</u> <hr/>

**STATEMENT OF TOTAL RECOGNISED GAINS AND LOSSES
for the year ended 30 June 2015**

		2015	2014
		£	£
		<hr/>	<hr/>
	Retained surplus on ordinary activities	939,474	1,026,269
<i>Note 5</i>	Movement on Deferred Tax asset relating to Pension Deficit	-23,000	49,000
<i>Note 5</i>	Actuarial deficit	<u>-547,000</u>	<u>-1,065,000</u>
	Total Recognised Gains and Losses for the year	369,474	10,269
	Balance Sheet Total Brought Forward	<u>-2,717,543</u>	<u>-2,727,812</u>
	Balance Sheet Total Carried Forward	<hr/> <u>-2,348,069</u> <hr/>	<hr/> <u>-2,717,543</u> <hr/>

BALANCE SHEET


as at 30 June 2015

		2015	2014
	£	£	£
FIXED ASSETS			
Note 15	Tangible fixed assets	6,218	13,410
Note 16	Fixed asset investments	10,470	20,003
		<u>16,688</u>	<u>33,413</u>
CURRENT ASSETS			
Note 17	Debtors	4,665,570	4,887,553
	Short term deposits	1,042,496	1,037,298
	Cash at bank and in hand	1,519,122	1,109,883
		<u>7,227,188</u>	<u>7,034,734</u>
CURRENT LIABILITIES			
Note 19	Creditors: Amounts falling due within one year	4,720,125	4,822,142
NET CURRENT ASSETS			
		<u>2,507,063</u>	<u>2,212,592</u>
NET ASSETS EXCLUDING PENSION PROVISION			
		2,523,751	2,246,005
Note 18	Deferred tax	6,580	5,852
Note 5	Defined Benefit Pension Scheme deficit	<u>-4,878,400</u>	<u>-4,969,400</u>
NET LIABILITIES AFTER PENSION SCHEME DEFICIT			
		<u>-2,348,069</u>	<u>-2,717,543</u>
Represented by:			
Note 5	DEFICIT ON DEFINED BENEFIT SCHEME	-4,878,400	-4,969,400
	CAPITAL FUND	<u>2,530,331</u>	<u>2,251,857</u>
		<u>-2,348,069</u>	<u>-2,717,543</u>

The financial statements pages 7 to 9 were approved by the Board at a meeting held on 19 November 2015

S Elliott, Chief Executive

The notes on pages 10 to 17 form part of these financial statements



Cash flow statement**as at 30 June 2015***The notes on pages 10 to 17 form part of these financial statements*

		2015	2014
		£	£
	Cash flows		
<i>Note 20</i>	Net cash inflow from operating activities	454,599	32,641
	Returns on investments and servicing of finance		
	Interest received	11,552	11,206
	Taxation	-49,750	-65,646
	Capital expenditure		
	Payments to acquire tangible fixed assets	-1,965	-8,097
	Cash inflow/(outflow) before management of liquid resources and financing	<u>414,436</u>	<u>-29,896</u>
	Management of liquid resources		
	Purchase of short term deposits	-5,198	-5,172
	Increase/(decrease) in cash	<u>409,238</u>	<u>-35,068</u>

**Notes to the Financial Statements
for the year ended 30 June 2015**

1 Accounting Policies

- (i) The financial statements are prepared under the historical cost convention and in accordance with the Companies Act 2006 and applicable accounting standards.
- (ii) Deferred tax is recognised, without being discounted, in respect of all timing differences between the treatment of certain items for taxation and accounting purposes which have arisen but not reversed by the balance sheet date, except as otherwise required by FRS19.
- (iii) Stocks of publications and stationery are treated as having zero net realisable value.
- (iv) Depreciation of fixed assets:
 - (a) Fixed assets costing more than £1,500 are written off over three years
 - (b) Assets costing less than £1,500 are provided in full in the year of purchase.
- (v) Turnover represents the amount (excluding value added tax) derived from subscriptions and the provision of services.
- (vi) The Association operates an employee pension scheme providing benefits based on final pensionable pay. The assets of the scheme are held separately from those of the Association, being invested with insurance companies. Contributions to the scheme are charged to the income and expenditure account in accordance with a scheme of contributions as agreed with the Scheme Actuary from time to time.
- (vii) Operating lease rentals are charged to the income and expenditure account on a straight line basis over the period of the lease.
- (viii) The charge for taxation takes into account taxation deferred because of timing differences.
- (ix) The company has complied fully with Financial Reporting Standard 17 (Retirement Benefits).

2 Turnover from subscriptions

Subscription income is based on Member Company declarations which are accepted by the Association as being valid, without verification, for the purposes of calculating subscription fees due from each Member Company.

3 Members' liability

Each member is, in accordance with the Memorandum & Articles of Association, liable to contribute to the assets of the Association such amount as may be required, not exceeding £100, in the event of the Association being wound up. This liability continues for one year after cessation of membership. On 30 June 2015 there were 99 members of the Association so liable (2014-101).

4 Format of Accounts

The formats for income and expenditure account and balance sheet set out in the Companies Act 2006 have been amended where in the Board's opinion the formats are not applicable to the Association's special circumstances. In order to express a true and fair view of the balance sheet, the Association's Capital Fund has not been classified under capital and reserves as required by the Companies Act 2006. The Association is a company limited by guarantee, not having a share capital and is principally involved in non-trading activities. In compliance with the Companies Act 2006 the Board presents the financial statements in an amended format.

5 Pensions

The company operates a pension scheme, closed to new members from 1 July 1995 which provides benefits based on final pensionable pay, contributions being charged to the income and expenditure account in accordance with a scheme of contributions agreed with the Scheme Actuary to eliminate the deficit by January 2025 as required by legislation. From 31 May 2002 the defined benefit accrual ceased and was replaced by defined contribution accrual for all active members of the scheme.

The triennial actuarial valuation at June 2012 used a market based approach, which assumed that the investment returns would be 5.00%, that inflation would be 3.25% p.a. and that present and future pensions would increase at the rate of 3.25% p.a. This valuation showed that the market value of the scheme assets was £8,116,000 and that the actuarial value of those assets represented 51% of the benefits that had accrued to members.

Notes to the Financial Statements
for the year ended 30 June 2015 (continued)

5 Pensions (continued)

The Association agreed a schedule of contributions payable for the period 1 November 2007 to 30 June 2012 of £30,000 per month, subsequently increased to £60,000 from 1 July 2012 to 31 October 2015, in respect of past service. A one off lump sum payment was made to the scheme during 2013-14 of £180,000. These contributions are intended to restore the funding level to 100% by January 2025; legislation requires that this schedule should be re-assessed at regular periodic intervals and the contributions increased as necessary. In addition the Association has agreed to pay all expenses of administering the scheme together with premiums for the insured death-in service benefits as they arise. There has been no adjustment to the schedule of contributions in the current accounting period.

The valuation was updated by the actuary on an FRS 17 basis as at 30 June 2015

Contributions to individual personal pension plans were introduced for new employees effective 1 July 1995. This arrangement ceased in September 2002 and all employer contributions have been paid into a group personal pension plan from 1 October 2002 onwards. Contributions for the year under review amounted to £140,524 (2014: £135,282).

The major assumptions used in this valuation at June 2015 were:

Rate of increase in salaries (no members accruing benefits on a final salary basis)	N/A
Allowance for revaluation of deferred pensions of CPI or 5% p.a. if less	2.40%
Allowance for pension in payment increases of RPI or 5% p.a. if less	3.40%
Rate of increase in deferred pensions	2.40%
Discount rate applied to scheme liabilities	3.70%
Inflation assumption	3.30%
Expected return on scheme assets	6.40%

The assumptions used by the actuary are the best estimates chosen from a range of possible actuarial assumptions which, due to the timescale covered, may not necessarily be borne out in practice.

Money purchase contributions to the scheme are not dealt with in this note.

Scheme assets

The fair value of the scheme's assets, which are not intended to be realised in the short term and may be subject to significant changes before they are realised, and the present value of the scheme's liabilities, which are derived from cash flow projections over long periods and thus inherently uncertain, were:

	Long term rate of return 2015	Value at 2015 £000	Long term rate of return 2014	Value at 2014 £000
Equities	7.90%	3,063	7.70%	4,406
Property	6.40%	993	6.20%	872
UK Gilts	2.70%	3196	3.30%	956
Bonds	3.70%	505	4.20%	2,366
Cash	0.50%	249	0.50%	0
Div Growth		<u>2329</u>		<u>677</u>
		10,335		9,277
Present value of scheme liabilities		<u>-16,431</u>		<u>-15,487</u>
Net liability		-6,096		-6,210
Less deferred tax asset at 20%		<u>1,219</u>		<u>1,242</u>
Net pension liability		<u>-4,877</u>		<u>-4,968</u>

The amount of this net pension liability would have a consequential effect on the Association's reserves.

Notes to the Financial Statements
for the year ended 30 June 2015 (continued)

5 Pensions (continued)

Amounts recognised in profit and loss

	2015 £000	2014 £000
Interest cost	-636	-670
Expected return on assets	577	592
Total cost	<u>-59</u>	<u>-78</u>
Actual return on assets	1033	100

Changes in fair value of scheme assets

	2015 £000	2014 £000
Opening fair value of scheme assets	9,277	8,932
Expected return on assets	577	592
Employer contributions	720	900
Benefits paid	-695	-655
Actuarial gain (loss)	<u>456</u>	<u>-492</u>
Closing fair value of scheme assets	<u>10,335</u>	<u>9,277</u>

Chemical Industries Association expects to contribute £720,000 in the year to 30 June 2016.

Changes in fair value of defined benefit obligation

	2015 £000	2014 £000
Opening defined benefit obligation	15,487	14,899
Interest cost	636	670
Actuarial loss/(gain)	1003	573
Benefits paid	<u>-695</u>	<u>-655</u>
Closing defined benefit obligation	<u>16,431</u>	<u>15,487</u>

NOTES**5 Pensions note continued**

Amounts for the current and previous four periods are as follows:

	2015 £000	2014 £000	2013 £000	2012 £000	2011 £000
Defined benefit obligation	(16,431)	(15,487)	(14,899)	(14,021)	(12,609)
Plan assets	10,335	9,277	8,932	8,047	8,086
Deficit	(6,096)	(6,210)	(5,967)	(5,974)	(4,523)
Adjustment due to change in assumptions	(1,003)	(573)	(924)	(1,285)	253
Experience adjustments on plan assets	456	(492)	308	(274)	92

6 Designated funds

Designated funds represent money subscribed for specific medical, research, educational and other projects held in trust by the Association for those purposes. This includes funds held for the National Sulphuric Acid Association.

7 Council members and employees

Neither the President nor any of the Officers and Council members who served during the year received any emoluments or pension contributions from the Association in respect of the year ended 30 June 2015 (2014: NIL).

8 Turnover from other operations

	2015 £	2014 £
Management charges	83	-286
Fees from affiliates and sector groups	42,119	46,386
Training services & exhibitions	346,220	418,034
Meetings, conferences & events	313,232	480,122
CIABATA	333,836	295,214
REACH	121,357	116,801
Publications	23,055	21,506
	<u>1,179,902</u>	<u>1,377,777</u>

9 Surplus on ordinary activities before taxation

Surplus on ordinary activities before taxation is stated after charging/(crediting)

	2015 £	2014 £
Auditors remuneration: Audit	10,500	9,300
: Other services including pension audit	3,441	2,875
Depreciation - amount written off owned assets	9,158	15,184
	<u></u>	<u></u>

10 Administration expenses

	2015 £	2014 £
Training services & exhibitions	254,726	286,585
Meetings, conferences & events	244,866	296,461
Charges for affiliates and sector groups	13,765	17,974
Publications	99,493	106,814
Note 13 Staff costs	1,784,847	1,827,845
Consultancy costs	239,917	205,287
Property occupancy	430,751	415,682
Administration costs	126,957	149,740
Depreciation	9,158	15,184
Meetings, travel and other expenses	217,745	237,056
Bank charges	10,316	12,518
Bad debts	109	-47
	<u>3,432,650</u>	<u>3,571,099</u>

11 Other operating expenses

	2015 £	2014 £
CEFIC :Subscription	242,056	264,622
National Chemical Emergency Centre	1,000	20,000
Confederation of British Industry	21,697	21,271
Energy Intensive Users' Group	21,500	21,500
ECEG	11,818	13,615
Other subscriptions	45,380	31,842
	<u>343,451</u>	<u>372,850</u>

12 Taxation

(a) Analysis of charge in the period

	2015 £	2014 £
UK Corporation tax on surplus for the period	72,693	49,748
Adjustments in respect of previous periods	-	-
<i>Total current tax</i>	<u>72,693</u>	<u>49,748</u>
<i>Deferred tax (note 18)</i>		
Origination and reversal of timing differences	-728	-10,518
Tax on surplus on ordinary activities	<u>71,965</u>	<u>39,230</u>

(b) Factors affecting tax charge for the period

Reported surplus	1,011,439	1,065,499
Defined Benefit Pension Scheme contribution	-720,000	-900,000
FRS17 pension expenses	59,000	78,000
Taxable (deficit) / surplus in ordinary activities before tax	<u>350,439</u>	<u>243,499</u>
Taxable (deficit) / surplus on ordinary activities multiplied by standard rate	72,716	48,700
<i>Effects of:</i>		
Capital allowances in excess of Depreciation	-1,550	-2,552
Marginal Relief	-2,138	
Movements in provision	3,665	3,600
Current tax charge for period	<u>72,693</u>	<u>49,748</u>

13 Staff costs

The aggregate payroll costs of employees were as follows:

	2015 £	2014 £
Wages and Salaries : CIA staff, Secondees & NI costs	1,306,014	1,442,108
Redundancy costs	-	-
Directors Remuneration	214,254	144,507
Pension Costs (excluding £720,000 contribution to the Defined Benefit Pension Scheme)	179,742	180,746
Other Costs	84,837	60,484
Staff Costs included in administration expenses	<u>1,784,847</u>	<u>1,827,845</u>
(Note 10)		
Actuarial cost associated with the defined benefit pension scheme		
Total Staff costs	<u>1,784,847</u>	<u>1,827,845</u>

The weekly average number of employees was 24 (2014: 26)

14 Charitable contributions

	2015 £	2014 £
Gift aid contribution to charity	-	7,672

15 Tangible Fixed assets

	<i>F&F & Office Refurb</i> £	<i>Computer equipment</i> £	<i>Total</i> £
COST:			
Balance at 1 July 2014	168,855	121,715	290,570
Additions in year	-	1,965	1,965
Disposals	-	-6,644	-6,644
Balance at 30 June 2015	168,855	117,036	285,891
DEPRECIATION:			
Balance at 1 July 2014	168,855	108,304	277,159
Charge for the year	-	9,158	9,158
Disposals	-	-6,644	-6,644
Balance at 30 June 2015	168,855	110,818	279,673
NET BOOK VALUE at 30 June 2015	-	6,218	6,218
NET BOOK VALUE at 30 June 2014	-	13,411	13,411

16 Fixed assets investments

	2015 £	2014 £
Investments in subsidiary undertakings		
Investments	3	3
Reach Link	10,467	20,000
	10,470	20,003

Investments comprise the Association's holdings in CIABATA Ltd and REACHREADY Ltd.

The Association owns 100% of each company, all companies are incorporated in England and Wales.

Group accounts have not been prepared to consolidate the Association's dormant subsidiaries, CIABATA Ltd and REACHREADY LTD, on the basis that the consolidated accounts would not be materially different from the accounts prepared for the Association as a single entity.

17 Debtors

	2015 £	2014 £
Trade debtors	4,295,032	4,473,915
Other debtors	40,669	37,652
Prepayments and accrued income	329,869	375,986
	4,665,570	4,887,553

18 Deferred tax (liability)/asset

	2015 £	2014 £
Accelerated depreciation	-13,906	-15,400
Other including bad debt	20,486	21,252
Deferred tax (liability)/asset	6,580	5,852

19 Creditors: Amounts falling due within one year

	2015 £	2014 £
Subscriptions received in advance	51,692	50,974
Trade creditors	126,123	105,079
Other creditors	21,167	17,065
Designated Funds	148,571	163,372
Corporation tax	72,693	49,748
Taxation and social security	684,199	741,852
Accruals and deferred income	3,615,680	3,694,051
	4,720,125	4,822,142
	2015 £	2014 £

20 Reconciliation of operating Surplus to net cash inflow from operating activities

	2015 £	2014 £
Operating Surplus	1,058,887	1,132,293
Depreciation charges	9,158	15,184
Loss on disposal of fixed asset investment	9,533	-
Pensions contribution	-720,000	-900,000
Increase / (Decrease) in debtors	221,983	177,450
(Decrease) / Increase in creditors	-125,680	-392,097
Increase / (Decrease) in payments received in advance	718	-189
Net cash inflow from operating activities	454,599	32,641

Cash flow from operating activities includes subscription payments received in advance; the timing of receipts of such subscription payments can cause fluctuations in the cash flow statement.

21 Reconciliation of net cash flow to movement in funds

	2015 £	2014 £
Increase / (Decrease) in cash in period	409,238	-35,068
Cash used to increase / (decrease) liquid-resources	5,198	5,173
Change in net funds	414,436	-29,895
Net funds as at 1 July 2014	2,147,181	2,177,076
Net funds as at 30 June 2015	2,561,617	2,147,181

22 Analysis of changes in net funds

	At 1 July 2014 £	Cash flows £	At 30 June 2015 £
Cash in hand at bank	1,109,883	409,239	1,519,122
Term deposits	1,037,298	5,198	1,042,496
	<u>2,147,181</u>	<u>414,437</u>	<u>2,561,618</u>

23 Annual commitments under non-cancellable operating leases

	2015 Land and buildings £	Other £	2014 Land and buildings £	Other £
Operating leases which expire:				
Two to Five years	-	13,751	-	13,751
In more than five years	<u>205,902</u>	<u>-</u>	<u>205,902</u>	<u>-</u>
	<u>205,902</u>	<u>13,751</u>	<u>205,902</u>	<u>13,751</u>

24 Related party transactions

During the year the company purchased services totalling £42,339 (2014: £33,021) at arm's length from Mint Events Limited, a company in which the director Dr T W Bastock has an interest. At the year end £24,637 was due from Mint Events Limited (2014: £22,848).

Chemical Industries Association Limited

A Company limited by guarantee, not having a share capital

Registered number: 860702 England

Registered office:

Kings Buildings

Smith Square

London SW1P 3JJ

Telephone: 020 7834 3399

Bankers:

National Westminster Bank PLC

63 Piccadilly

London W1A 2AG

Auditor:

Kingston Smith LLP

Devonshire House,

60 Goswell Road

London EC1M 7AD

Companies in Membership

Full membership of the CIA is open to organisations engaged directly in the manufacture, distribution and/or marketing of chemical products in the UK. All member companies give signatory commitment to the Responsible Care Guiding Principles.

A

Aesica Pharmaceuticals Ltd

Akcros Chemicals Ltd

AMOG

Arizona Chemicals

Ashland Specialities UK Ltd

AstraZeneca Group Plc

B

Baker Hughes

Basell Polyolefins UK Ltd

BASF Plc

Baxenden Chemicals Ltd

Bayer plc

Bitrez Limited

Bluestar Silicones (UK) Ltd

Brenntag UK Ltd

Briar Chemicals

C

Cabot Carbon

Cabot Norit UK Ltd

Calachem

Celanese Acetate Products Ltd

Chemoxy International

Chemtura Europe

Chemviron Carbon Ltd

Clariant Services UK Ltd

Contract Chemicals Ltd

Cristal Pigment UK Ltd

Croda International Ltd

Custom Powders Limited

D

Dow Chemical Company Ltd

Dow Corning Ltd

DSM

E

Eastman Chemical Workington

Eli Lilly & Co Ltd

EPC UK Additives

Essar Oil (UK) Ltd

Esseco UK

Evonik Goldschmidt UK

ExxonMobil Chemical Ltd

F

Fine Organics Ltd

FMC Chemicals Ltd

Frutarom

Fujifilm Imaging Colorants

G

Gantrade Europe Ltd

GEO Speciality Chemicals

GlaxoSmithKline

Growhow UK Ltd

Annual Accounts 2015

H

Headland Agrochemicals Ltd

Huntsman Corporation Ltd

I

Ineos Chemicals Grangemouth Ltd

Ineos ChlorVinyls Ltd

Ineos Nitriles

Infineum International Ltd

Innospec Ltd

Innovia Films Ltd

J

James M Brown Ltd

Johnson Matthey Plc

K

Kemira Chemicals (UK) Ltd

Koppers UK Ltd

L

Lanxess Ltd

Lotte Chemicals UK Ltd

Lubrizol Ltd

Lucite International

M

Macfarlan Smith Ltd

MEL Chemicals

Mexichem UK Ltd

Momentive Speciality Chemicals

N

Nanoco

Novartis Grimsby Limited

Nufarm Limited

P

Perstorp UK Ltd

Petrochem Carless Ltd

PQ Silicas

R

Robinson Brothers Limited

Rockwood Specialities Ltd

S

SABIC UK Petrochemicals

Sasol UK Ltd

Shasun Pharma Solutions Ltd

Shell Chemicals UK

SI Group-UK Ltd

Sigma-Aldrich Company Ltd

Silberline

Solutia UK Ltd

Solvay Chemicals Ltd

Solvay Solutions UK

Stepan UK Ltd

Syngenta

Synthomer

T

Tata Chemicals Europe

Tennants Fine Chemicals Ltd

Thomas Swan & Co Ltd

Tradebe Solvent Recycling Ltd

U

UOP Ltd

Urenco Chemplants Ltd

V

Velocys Technologies Ltd

Veolia ES Cleanaway UK Ltd

Versalis UK Ltd

Vertellus Specialities Holdings UK Ltd

Vertellus Specialities UK Ltd

W

Witton Chemicals Co Ltd

Z

Zeon Chemicals Europe Ltd