


**Royal Society for
Mentally Handicapped
Children & Adults**

54457



**Annual Report
& Accounts 1989/90**





Chairman,
Sir Brian Rix CBE DL



Secretary General,
Sir Geoffrey Dalton KCB

Front cover photo
Rosalee Hanchard and her
children
Photo: John Kelly

A year to Remember, or Forget?

Sir Brian Rix CBE DL and Sir Geoffrey Dalton KCB write about a busy but frustrating year in which a lot of people moved into their own homes and some became wage earners but some were about to lose their homes temporarily.


1989-90 will go down in MENCAP and in Social Policy annals as the year that never quite made it to the top. It began with everyone waiting for the Government response to the Griffiths report on community care with rumours that the problem was how to say 'no' nicely and continuing to look wistfully at the substantial chunks of the Disabled Persons (Services, Consultation & Representation) Act 1986 which had been put in cold storage. It finished with the beginning of anxieties (confirmed on 18 July) that the Government might put large sections of its Griffiths legislation in cold storage alongside the decaying pieces of the DP Act.

At around the turn of the year the staff of Croydon Borough's mental handicap service began industrial action which closed day centres and residential homes, while

complaining that management was devaluing users by retaining the terminology 'mental handicap'. Of course if your home is closed perhaps you aren't a user any more and you can escape being devalued.

Optimistically it could be said that this was a year of beginnings and of course travelling hopefully is better than arriving, as any disappointed travellers will testify. Westminster and Whitehall were the locus of intense activity and many a tall tree yielded itself up to underpin public debate on the NHS and Community Care reviews, the restructuring of disability benefits, the future of charities, the conversion from rates to community charge (both with caps on), the opening up of broadcasting (whether to fresh winds or dank air is a matter of some dispute), the working through of the Children

Loughborough University have adopted MENCAP as their charity and have raised the magnificent sum of £200,000 for the Royal Society over the past five years.



Act and the Education Reform Act and, still in the wings when the year ended, yet another review of employment services for people with disabilities. Budgets and the Human Fertilisation and Embryology Bill also provoked debate among those concerned about where Britain is going or where the human race is going.

Our President, Lord Allen of Abbeydale GCB, was ceaselessly active in the House of Lords leading the campaign to extend entitlement to mobility allowance to people with severe mental handicap and severe behavioural problems, continuing the pressure to implement the Disabled Persons Act 1986 in full and ensuring a high profile for the effects of the poll tax on people with mental handicap and their families.

Once reminded, those in charge usually smiled graciously and made reassuring noises, but it was hard not to believe at times that mental handicap had slipped off most people's agenda until we nudged it on again. It was good, in this rather inauspicious context, to be able to form partnerships with the Social Services Inspectorate on Day Services, and with almost everyone in trying to keep residential care afloat as the costs of providing it draw ahead of the funding available for that purpose. Within MENCAP, our family partnership with GATEWAY became stronger and more explicit.

As the year 1989/90 closed, we continued to look forward to the Strategic Statement on Mental Handicap services promised for some time towards the end of the calendar year which might provide the framework for those local plans now being drawn up without the Government guidelines with which they are supposed to be consistent. That guidance could also spill over into marking the way ahead for NHS mental handicap services, whether provided by Trusts or more directly under the control of Districts. It might even do something further to encourage co-ordination between Health and Local Authorities in planning, delivering and monitoring services. At worst and under the benign



Pride of place must go to one woman, her donkeys and her dogs - as Sophie Thurnham, for several months during the year, trekked across Europe to support MENCAP and caught the imagination of many, including the Pope when she reached Rome.

patronage of 'principles' to which everyone pays lip service, we could find the NHS much too busy with other things to bother about mental handicap, and Local Authorities, squeezed between bigger and more familiar jobs and 'Poll Tax' accountability, also having little time for our concerns. MENCAP has other ideas.

The year saw much activity on the fund raising front, as we fought to retain and build on our rather modest market position. Public patronage is a fickle thing, and the competition is intense, so much ingenuity as well as persistence are needed. The Golden Globe offers great things, but, like other initiatives during the year, it isn't yet in a position to deliver them. More immediately helpful were the Leeds Visa Scheme (at risk from tax conventions), and the highly photogenic Horseless Horse Trials. The Tenth Year of the Business Enterprise Award Luncheon confirmed our valued links with the world of commerce.



Internally, MENCAP was beginning the process of wrestling with its own destiny, as it looked forward to being 50 years old in 1996. Cadlington and Castle Priory figured much on agendas, as people went into huddles to contemplate

themselves and their world, and the realities of splendid ideas, high hopes, and sometimes lousy services getting worse. The rest of this report reflects a structure of aims and objectives being consolidated in our Mission Statement. Work on structures, service principles, service plans, image, communications, terms of reference, and our Society's constitution is still going on - and not least, the reconciling of ambitions with finances. We intend that the next year should deliver where this one promised, and will make it to the top. That will not be possible without some very difficult and very sensitive adjustment between our inheritance and our emerging opportunities. We have already much to celebrate, but we above all must take the action needed to ensure MENCAP's central role in the present decade of opportunity. That will give us real cause to celebrate.

We cannot finish this report without paying tribute to Judy Fryd our founder, who celebrated her 80th Birthday during the year and is still very much with us, and to Michael Whelton, our first Legal Director, who retired during the year. They and all of you, have done us proud. Thank you!

To promote, in partnership with those concerned, the well-being of people with a mental handicap / learning disability in all areas of their lives ...

Young people in the production of a play about mental health.



Young people in the production of a play about mental health.

Young people in the production of a play about mental health.



Young people in the production of a play about mental health.



Mencap's aim

... and to support their families in supporting them





1. 2. 3. 4. 5. 6. 7. 8. 9. 10. 11. 12. 13. 14. 15. 16. 17. 18. 19. 20. 21. 22. 23. 24. 25. 26. 27. 28. 29. 30. 31. 32. 33. 34. 35. 36. 37. 38. 39. 40. 41. 42. 43. 44. 45. 46. 47. 48. 49. 50. 51. 52. 53. 54. 55. 56. 57. 58. 59. 60. 61. 62. 63. 64. 65. 66. 67. 68. 69. 70. 71. 72. 73. 74. 75. 76. 77. 78. 79. 80. 81. 82. 83. 84. 85. 86. 87. 88. 89. 90. 91. 92. 93. 94. 95. 96. 97. 98. 99. 100. 101. 102. 103. 104. 105. 106. 107. 108. 109. 110. 111. 112. 113. 114. 115. 116. 117. 118. 119. 120. 121. 122. 123. 124. 125. 126. 127. 128. 129. 130. 131. 132. 133. 134. 135. 136. 137. 138. 139. 140. 141. 142. 143. 144. 145. 146. 147. 148. 149. 150. 151. 152. 153. 154. 155. 156. 157. 158. 159. 160. 161. 162. 163. 164. 165. 166. 167. 168. 169. 170. 171. 172. 173. 174. 175. 176. 177. 178. 179. 180. 181. 182. 183. 184. 185. 186. 187. 188. 189. 190. 191. 192. 193. 194. 195. 196. 197. 198. 199. 200. 201. 202. 203. 204. 205. 206. 207. 208. 209. 210. 211. 212. 213. 214. 215. 216. 217. 218. 219. 220. 221. 222. 223. 224. 225. 226. 227. 228. 229. 230. 231. 232. 233. 234. 235. 236. 237. 238. 239. 240. 241. 242. 243. 244. 245. 246. 247. 248. 249. 250. 251. 252. 253. 254. 255. 256. 257. 258. 259. 260. 261. 262. 263. 264. 265. 266. 267. 268. 269. 270. 271. 272. 273. 274. 275. 276. 277. 278. 279. 280. 281. 282. 283. 284. 285. 286. 287. 288. 289. 290. 291. 292. 293. 294. 295. 296. 297. 298. 299. 300. 301. 302. 303. 304. 305. 306. 307. 308. 309. 310. 311. 312. 313. 314. 315. 316. 317. 318. 319. 320. 321. 322. 323. 324. 325. 326. 327. 328. 329. 330. 331. 332. 333. 334. 335. 336. 337. 338. 339. 340. 341. 342. 343. 344. 345. 346. 347. 348. 349. 350. 351. 352. 353. 354. 355. 356. 357. 358. 359. 360. 361. 362. 363. 364. 365. 366. 367. 368. 369. 370. 371. 372. 373. 374. 375. 376. 377. 378. 379. 380. 381. 382. 383. 384. 385. 386. 387. 388. 389. 390. 391. 392. 393. 394. 395. 396. 397. 398. 399. 400. 401. 402. 403. 404. 405. 406. 407. 408. 409. 410. 411. 412. 413. 414. 415. 416. 417. 418. 419. 420. 421. 422. 423. 424. 425. 426. 427. 428. 429. 430. 431. 432. 433. 434. 435. 436. 437. 438. 439. 440. 441. 442. 443. 444. 445. 446. 447. 448. 449. 450. 451. 452. 453. 454. 455. 456. 457. 458. 459. 460. 461. 462. 463. 464. 465. 466. 467. 468. 469. 470. 471. 472. 473. 474. 475. 476. 477. 478. 479. 480. 481. 482. 483. 484. 485. 486. 487. 488. 489. 490. 491. 492. 493. 494. 495. 496. 497. 498. 499. 500. 501. 502. 503. 504. 505. 506. 507. 508. 509. 510. 511. 512. 513. 514. 515. 516. 517. 518. 519. 520. 521. 522. 523. 524. 525. 526. 527. 528. 529. 530. 531. 532. 533. 534. 535. 536. 537. 538. 539. 540. 541. 542. 543. 544. 545. 546. 547. 548. 549. 550. 551. 552. 553. 554. 555. 556. 557. 558. 559. 560. 561. 562. 563. 564. 565. 566. 567. 568. 569. 570. 571. 572. 573. 574. 575. 576. 577. 578. 579. 580. 581. 582. 583. 584. 585. 586. 587. 588. 589. 590. 591. 592. 593. 594. 595. 596. 597. 598. 599. 600. 601. 602. 603. 604. 605. 606. 607. 608. 609. 610. 611. 612. 613. 614. 615. 616. 617. 618. 619. 620. 621. 622. 623. 624. 625. 626. 627. 628. 629. 630. 631. 632. 633. 634. 635. 636. 637. 638. 639. 640. 641. 642. 643. 644. 645. 646. 647. 648. 649. 650. 651. 652. 653. 654. 655. 656. 657. 658. 659. 660. 661. 662. 663. 664. 665. 666. 667. 668. 669. 670. 671. 672. 673. 674. 675. 676. 677. 678. 679. 680. 681. 682. 683. 684. 685. 686. 687. 688. 689. 690. 691. 692. 693. 694. 695. 696. 697. 698. 699. 700. 701. 702. 703. 704. 705. 706. 707. 708. 709. 710. 711. 712. 713. 714. 715. 716. 717. 718. 719. 720. 721. 722. 723. 724. 725. 726. 727. 728. 729. 730. 731. 732. 733. 734. 735. 736. 737. 738. 739. 740. 741. 742. 743. 744. 745. 746. 747. 748. 749. 750. 751. 752. 753. 754. 755. 756. 757. 758. 759. 760. 761. 762. 763. 764. 765. 766. 767. 768. 769. 770. 771. 772. 773. 774. 775. 776. 777. 778. 779. 780. 781. 782. 783. 784. 785. 786. 787. 788. 789. 790. 791. 792. 793. 794. 795. 796. 797. 798. 799. 800. 801. 802. 803. 804. 805. 806. 807. 808. 809. 810. 811. 812. 813. 814. 815. 816. 817. 818. 819. 820. 821. 822. 823. 824. 825. 826. 827. 828. 829. 830. 831. 832. 833. 834. 835. 836. 837. 838. 839. 840.



Parents win
right to see
abuse report

T
Threat to kill
looks not
an offence

Bonella '80 pc' in error

Plans to link new
Bill with abortion
law under attack

1. General Information
 2. Background
 3. Summary
 4. Findings
 5. Conclusions
 6. Recommendations
 7. References
 8. Appendices
 9. Index
 10. Other

$\frac{1}{\sqrt{2}} \begin{pmatrix} 1 & i \\ 0 & 1 \end{pmatrix}$ is unitary. It is Hermitian if $\frac{1}{\sqrt{2}} \begin{pmatrix} 1 & i \\ 0 & 1 \end{pmatrix} = \frac{1}{\sqrt{2}} \begin{pmatrix} 1 & 0 \\ -i & 1 \end{pmatrix}$. This is not true.



1. 凡在本行開辦之各項業務，均應遵守本行所定之規章，並應隨時注意本行所定之規章，如有違反者，應即停止該項業務，並應隨時注意本行所定之規章，如有違反者，應即停止該項業務。




$\frac{1}{\sqrt{2}} \begin{pmatrix} 1 & i \\ 0 & 1 \end{pmatrix}$



1970-1971



Objectives



Challenging the Mind
A book for teachers and students



MENCAP INFORMATION SHEET 33


**SHERRICK
NEWS**

SUMMER 90



A Way Ahead

EQUAL OPPORTUNITIES



CHALLENGE

SWIMMING PENGUINS

OF 1990 MENCAP



**MENCAP
cares!**




Quality of life wherever people live ...



'I can do things for myself ...
I enjoy the freedom ...
I enjoy being able to do my own
cooking and shopping ...
It feels like living in a real home ...
It gave me chance to go to
America to see Disney World.'

John McIntosh (above far right) with
his fellow residents at Stafford Villa,
Thornaby, Stockton-on-Tees, run by
MENCAP Homes Foundation



STAFFORD VILLA, THORNABY, STOCKTON-ON-TEES, RUN BY MENCAP HOMES FOUNDATION

Quality goals

... and whatever their age and degree of disability

If parents look after children with a mental handicap, who looks after the parents?




One of the posters in the 1989 campaign



Edward M. Kennedy
 United States Senator
 "We must not forget the
 needs of the people with
 mental disabilities. They
 are part of our community
 and deserve the same
 respect and dignity as
 everyone else."



Encouraging the independence in a home of your own is the ultimate goal of most people with a mental handicap who are able to live in the community



MENCAP Mission Statement

Aim Mencap aims to promote, in partnership with those concerned, the well-being of people with a mental handicap/learning disability of all ages in all areas of their lives; and to support their families in supporting them

Objectives To this end, Mencap seeks:

1 To ensure that those making and implementing policies, or allocating resources, with implications for people with a mental handicap/learning disability are informed about and responsive to their needs and aspirations.

2 To ensure that those responsible for the standards of services, and for training and management of staff, give priority to the quality of the support and the choices and opportunities available to people with a mental handicap/learning disability.

3 To ensure that the general public of all ages are aware of the potential, wishes and concerns of people with a mental handicap/learning disability, and accept them as individuals with rights to be respected, obligations to meet and contributions to make in their local communities.

4 To ensure that Mencap itself provides services in support of individuals and their families where such services can best be provided by the Royal Society, fit appropriately into the wider network of services, and are adequately resourced to sustain high quality.

5 To ensure that Mencap local societies and Gateway Clubs and other affiliates are supported in their information, campaigning and service activities in their own localities, and their insights and concerns brought into the corresponding activities of Royal Mencap.

Quality Goals

Mencap believes

- That the quality of life of people with a mental handicap/learning disability is of primary importance.
- That this applies wherever people live and whatever their age and degree of disability.
- That quality standards must be set, monitored and regularly reviewed
- That standards must be measured in terms of the extent to which people are:
 - presented positively,
 - genuinely consulted,
 - offered real choices,
 - respected as individuals,
 - given opportunity for personal development,
 - enabled to establish networks of friends,
 - and given access to a range of activities;
 - and helped to own and to celebrate their personal past, present and future



Royal Society for Mentally Handicapped Children and Adults

A company limited by guarantee

Registered as a charity in accordance with the National Assistance Act 1948
and the Charities Act 1960
Charity Registration No 227377

Patron HM Queen Elizabeth The Queen Mother

President The Lord Allen of Abbeydale GCB

Post-President The Rt Hon Lord Renton KBE TD QC

Vice-Presidents His Grace the Archbishop of Canterbury
(President of the British Council of Churches)
The Rt Hon Lord Broxbourne QC
Mrs Judy Fryd MBE
Mrs Pauline Fairbrother
Mr Neville Thompson

Chairman Sir Brian Rix CBE DL

Hon Treasurer Mr Barrie Davis

Vice Chairmen Mrs Elisabeth Norman
Mr Joe Steen
Mr Leslie Wooster
Mr Vic Stealey

Solicitors Berger, Oliver and Co

Bankers Barclays Bank Limited, Cavendish Square Branch,
4 Vere Street, London W1

Auditors BDO Binder Hamlyn

MENCAP National Centre, 123 Golden Lane, London EC1Y 0RT
Telephone: 071-454 0454

Secretariat

Secretary General Sir Geoffrey Dalton KCB

DEPARTMENTAL GROUPS

Finance & Central Services John Hart *Group Director*
Accounts, Office Services

Education, Training & Employment Fred Heddell *Group Director*
Pathway Employment Service, Training Establishments, Educational
Courses, Personnel

Marketing and Appeals Alan Leighton JP *Group Director*
Appeals, Marketing, MENCAP Flowers, Press, Publications, Sales

Residential Services Jonathan Farrow *Group Director*
Homes Foundation, Residential Homes, Residential Advisory Service

Policy and Information Brian McGinnis *Group Director*
Parliamentary, International Affairs, Campaigns, Policy Advice and
Information Services

Legal Services Lydia Sinclair *Group Director*
Legal Services, MENCAP Visitors Service, National Trustees for the
Mentally Handicapped, Adcare Foundation

JOURNALS

MENCAP News Alan Leighton *Editor*

Journal of Mental Deficiency Research Prof W I Fraser *Editor*

Also at MENCAP National Centre

National Federation of Gateway Clubs John Oliver *Group Director*
Telephone: 071-454 0454

Holiday Services

operating from: 119 Drake Street, Rochdale, Lancashire OL16 1PZ
Telephone: 0706 54111

Mencap Divisional Offices

- 1 Eastern Division
31 Scotgate
Stamford
Lincolnshire PE9 2YQ
Telephone 0780 51199
DGM Andrew Russell
- 2 London Division
115 Golden Lane
London EC1Y 0TJ
Telephone 071 250 4105
DGM Doreen Flint
- 3 Northern Division
45 East Parade
Harrogate
North Yorkshire HG1 5LQ
Telephone 0423 568162
DGM Roy Bradshaw
- 4 Southern Division
115 Golden Lane
London EC1Y 0TJ
071 454 0454
DGM Richard Capewell
- 5 MENCAP in Wales
169 City Road
Cardiff CF2 3JB
Telephone 0222 494933
Director Rex Hewitt
- 6 Western Division
84 Aldridge Road
Perry Bar
Birmingham B42 2TP
Telephone 021 356 7306
DGM Martin Gallagher
- 7 MENCAP in Northern Ireland
4 Annadale Avenue
Belfast BT7 3JH
Telephone 0232 691351
Director Evelyn Greer MBE

Establishments & Services

Training establishments

Dilston Hall
Corbridge
Northumberland NE45 5RJ
Tel (0434) 632692
Principal John Scholefield

Lufton Manor
Yeovil
Somerset BA22 8S1
Tel (0935) 23124
Principal Richard Brooks

Pengwern Hall
Rhuddlan
Clwyd LL18 5UH
Tel (0745) 590281
Principal John Harris

Pathway Employment Service

169 City Road
Cardiff CF2 3JB
Tel (0222) 482072
Head of Employment Services
Stephen Middleton

Local societies in counties and London boroughs

To contact your nearest local society check the number printed beside the county or London borough. The appropriate divisional office will supply the name and address of the honorary secretary of all local societies in the division. Divisional offices are open from 9.30am to 5.30pm, Monday to Friday

| County | Division | County | Division |
|--|----------|-------------------|----------|
| England | | Channel Islands | 4 |
| Avon | 6 | Isle of Man | 5 |
| Bedfordshire | 4 | Isle of Wight | 4 |
| Berkshire | 4 | Wales | |
| Buckinghamshire | 4 | Clwyd | 5 |
| Cambridgeshire | 1 | Dyfed | 5 |
| Cheshire | 3 | Glamorgan (Mid) | 5 |
| Cleveland | 3 | Glamorgan (South) | 5 |
| Cornwall | 6 | Glamorgan (West) | 5 |
| Cumbria | 3 | Gwent | 5 |
| Derbyshire | 1 | Gwynedd | 5 |
| Devonshire | 6 | Powys | 5 |
| Dorset | 6 | Northern Ireland | |
| Durham | 3 | Antrim | 7 |
| Essex | 4 | Armagh | 7 |
| Gloucestershire | 6 | Down | 7 |
| Hampshire | 4 | Fermanagh | 7 |
| Hereford & Worcester | 6 | Tyrone | 7 |
| Hertfordshire | 4 | Londonderry | 7 |
| Humbershire | 3 | | |
| Kent | 4 | | |
| Lancashire | 3 | | |
| Leicestershire | 1 | | |
| Lincolnshire | 1 | | |
| London
(includes all Inner and Outer
Boroughs in the Greater London
area) | 2 | | |
| Manchester (Greater) | 3 | | |
| Merseyside | 3 | | |
| Norfolk | 1 | | |
| Northamptonshire | 1 | | |
| Northumberland | 3 | | |
| Nottinghamshire | 1 | | |
| Oxfordshire | 4 | | |
| Salop | 6 | | |
| Somerset | 6 | | |
| Staffordshire | 6 | | |
| Suffolk | 1 | | |
| Surrey | 4 | | |
| Sussex (East) | 4 | | |
| Sussex (West) | 4 | | |
| Tyne & Wear | 3 | | |
| Warwickshire | 6 | | |
| Wiltshire | 6 | | |
| West Midlands | 6 | | |
| Yorkshire (North) | 3 | | |
| Yorkshire (South) | 1 | | |
| Yorkshire (West) | 3 | | |

Royal Society for Mentally Handicapped Children and Adults

Statutory Report of the National Council to be submitted to the Annual General Meeting to be held on 22 September 1990 at Willesden Green Library Centre, 95 High Road, London NW10 2ST at 2pm

The National Council present herewith the audited accounts for the year ended 31st March 1990.

- 1 *Principal Activities.* The Society continues to increase public awareness and understanding of the problems of people with mental handicap, so as to secure provision for them commensurate with their needs. MENCAP's Mission Statement setting out its aims and objectives is published in full in the Society's Annual Report which also illustrates the range of services which are being provided

- 2 *Results.* The results for the year were as follows:-

| | £ |
|-----------------------------------|-----------------|
| Surplus on General Funds | 85,892 |
| Increase in Special Funds | 161,618 |
| Increase in Residential Funds | 299,153 |
| Decrease in Training Centre Funds | (55,230) |
| | <u>£491,433</u> |

- 3 *National Council.* The following served as members of the National Council during the period under review and retire from office under Article 48 at the Annual General Meeting. Under Article 49, retiring members are eligible for re-election.

| | | |
|-----------------------|------------------|--------------------|
| Sir Brian Rix CBE, DL | Barrie Davis | Eilion Jones |
| *Walter Almond | Lynne Dodd | Ian Millar |
| Joan Anderson | Pia Duran | Elisabeth Norman |
| Harry Bailey | Alfred Everatt | Barry Ockwell |
| Andrew Bennett | Eric Faux | Maurice Richardson |
| barbara Brettell | Brenda Fraser | Martin Ruane |
| Suzanne Croucher | *Normaine Hardie | Vic Stealey |
| John Chillag | Audrey Harries | Joe Steen |
| Julian Cruteh | Alan Hill | Michael Tombs |
| Malcolm Davies | Owen Hooker | Leslie Wooster |

* Served from 15th July 1989

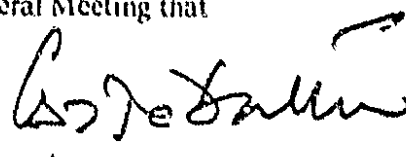
The following served as members of the National Council from 1st April 1989 to 15th July 1989

Herbert Bradfield Georgina Hull

- 4 *Disabled persons:* Applications for employment by disabled persons are always considered, bearing in mind their aptitudes and their abilities, for the respective post for which they are applying. In the event of members of staff becoming disabled, every effort is made to ensure the continuation of their employment following appropriate training. It is the policy of MENCAP that the training, career development and promotion of disabled persons should, so far as possible, be identical to that of other employees.
- 5 *Employee participation:* The Society maintains procedures aimed at providing employees with information on matters of concern to them, and consulting, where appropriate, employees or their representatives so that their views can be taken into account in making decisions likely to affect their interests.
- 6 *Auditors:* A resolution will be proposed at the forthcoming Annual General Meeting that Touche Ross & Co., Chartered Accountants, be appointed as auditors.

23rd August 1990

By order of the National Council
Sir Geoffrey Dalton KCB, Secretary-General



Royal Society for Mentally Handicapped Children and Adults

Balance Sheet as at 31st March 1990

| | Notes | 1990
£ | 1989
£ |
|--|-------|-------------------|-------------------|
| FIXED ASSETS | | | |
| Tangible assets | 2 | 3,942,126 | 3,672,630 |
| Investments | 3 | 1,145,379 | 671,794 |
| | | 5,087,505 | 4,344,424 |
| CURRENT ASSETS | | | |
| Stocks of raw materials and consumables | | 41,985 | 31,534 |
| Debtors | 4 | 4,800,194 | 2,472,595 |
| Cash at bank and in hand | | 846,927 | 1,965,301 |
| | | 5,689,106 | 4,469,430 |
| CREDITORS | | | |
| Amounts falling due within one year | 5 | 5,382,225 | 4,104,133 |
| NET CURRENT ASSETS | | 306,881 | 365,297 |
| TOTAL ASSETS LESS CURRENT LIABILITIES | | 5,394,386 | 4,709,721 |
| CREDITORS | | | |
| Amounts falling due after more than one year | 6 | 306,382 | 113,150 |
| | | <u>£5,088,004</u> | <u>£4,596,571</u> |
| GENERAL FUNDS | | 1,569,493 | 1,669,054 |
| SPECIAL FUNDS | 7 | 1,604,349 | 1,442,731 |
| RESIDENTIAL HOMES FUNDS | 8 | 1,164,294 | 788,378 |
| TRAINING CENTRES FUNDS | | 749,868 | 696,408 |
| | | <u>£5,088,004</u> | <u>£4,596,571</u> |

Approved by the National Council on 23rd August 1990

[Signature]
Sir BRIAN RIX CBE DL
BARRIE DAVIS

[Signature]
On behalf of the National Council

Royal Society for Mentally Handicapped Children and Adults

Income and Expenditure Account for the Year Ended 31st March 1990

| INCOME | Notes | General Funds
£ | Special Funds
£ | Residential Homes Funds
£ | Training Centres Funds
£ | Year ended 31st March 1990
TOTAL
£ | 15 months ended 31st March 1989
TOTAL
£ |
|---|-------|--------------------|--------------------|------------------------------|-----------------------------|--|---|
| Head Office | | | | | | | |
| Local Societies affiliation fees | | 75,277 | | | | 75,277 | 85,425 |
| Donations from Local Societies and Regions | | 676 | 6,177 | | | 6,853 | 3,602 |
| Insurance policies assigned and deposits | | | 104,138 | | | 104,138 | 84,899 |
| Grants | | 1,171,933 | 110,000 | | | 1,281,933 | 1,281,585 |
| Services fees receivable | | 297,625 | | | | 297,625 | 234,087 |
| | | 1,545,511 | 220,315 | | | 1,765,826 | 1,744,508 |
| Appeals and Publicity | | | | | | | |
| Appeals functions & Fund raising activities | | 6,680 | | 286,206 | | 914,066 | 868,117 |
| Legacies received | | 1,462,769 | | 97,201 | | 1,560,062 | 1,403,834 |
| Covenanted subscriptions | | 182,807 | 5,575 | | | 188,382 | 206,296 |
| Other donations | | 142,165 | 14,749 | | | 156,914 | 223,118 |
| | | 2,418,601 | 20,324 | 383,409 | 9,840 | 2,832,264 | 2,701,925 |
| Homes and Centres | | | | | | | |
| Rents, grants and fees receivable | | 3,964,112 | 240,639 | 8,487,215 | 2,112,090 | 10,699,395 | 8,912,224 |
| | | | | 8,970,714 | 2,121,930 | 15,297,595 | 13,158,687 |
| EXPENDITURE | | | | | | | |
| Donations to Local Societies | | 536,700 | | | | 536,700 | 591,011 |
| Welfare, Advisory and other Services, Publicity & Appeals | 9 | 2,212,536 | | | | 2,212,536 | 2,084,843 |
| Regional Welfare | 10 | 1,270,738 | | | | 1,270,738 | 1,350,263 |
| Grants | | 10,000 | | | | 10,000 | 27,125 |
| Homes and Centres | | | | 8,671,561 | 2,177,160 | 10,848,721 | 8,926,190 |
| Special Funds | | | 258,254 | | | 258,254 | 257,699 |
| Administrative expenses | 11 | 4,029,934 | 258,254 | 8,671,561 | 2,177,160 | 15,136,949 | 13,197,139 |
| | | 782,835 | | | | 782,835 | 641,919 |
| Operating (deficit)/surplus | 14 | 4,812,809 | 258,254 | 8,671,561 | 2,177,160 | 15,919,784 | 13,839,056 |
| | | (848,697) | (17,615) | 299,153 | (55,230) | (622,389) | (680,369) |
| OTHER INCOME | | | | | | | |
| Income from subsidiary companies | 22 | 833,404 | | | | 833,404 | 423,118 |
| Income from other fixed asset investments | 15 | 40,163 | 22,995 | | | 63,157 | 83,380 |
| Loss on sale of investments | | (9,150) | (12,873) | | | (22,023) | |
| Profit on disposal of other fixed asset investments | | | | | | | |
| Interest receivable | | 163,884 | 169,111 | | | 332,995 | 16,231 |
| Interest payable | 16 | (93,731) | | | | (93,731) | (93,450) |
| Surplus (deficit) for the year | | 85,892 | 161,618 | 299,153 | (55,230) | 491,433 | 399,053 |
| Transfers | | (85,453) | | 76,763 | 108,690 | | |
| | | 694,563 | 161,618 | 375,916 | 53,460 | 491,433 | 599,053 |
| A. I. Funds 1989 | | 1,669,074 | 1,442,731 | 788,378 | 696,408 | 4,596,591 | 3,873,956 |
| MR. (CAP) in Northern Ireland 1988 | 101 | | | | | | |
| Funds 31.3.90 | | 11,569,493 | 11,894,349 | 11,164,294 | 1,749,868 | 15,088,004 | 14,596,571 |

Royal Society for Mentally Handicapped Children and Adults

Statement of Source and Application of Funds for the year ended 31st March 1990

| | 1990
£ | 1989
£ |
|--|---------------------|-------------------|
| SURPLUS FOR THE YEAR | 491,433 | 399,073 |
| <i>Items not involving the movement of funds</i> | | |
| Depreciation | 384,049 | 360,820 |
| (Profit) on disposal of fixed assets | (15,333) | (56,691) |
| Loss on disposal of investments | 22,023 | |
| Investments gifted and bequeathed | | (5,000) |
| MENCAP in Northern Ireland | | (10,895) |
| | 882,172 | 687,267 |
| OTHER SOURCES | | |
| Proceeds of disposal of fixed assets | 133,017 | 97,000 |
| Proceeds of sale of investments | 412,487 | 592 |
| | 1,427,676 | 784,859 |
| APPLICATIONS | | |
| Purchase of tangible fixed assets | (771,229) | (496,205) |
| Purchase of investments | (128,869) | (298) |
| Cash held as investments | (779,226) | |
| (DECREASE)/INCREASE IN WORKING CAPITAL | (251,641) | 288,356 |
| Movements in | | |
| Stocks | 10,451 | (181) |
| Debtors | 2,327,599 | 844,787 |
| Creditors | (1,471,324) | (1,679,809) |
| MOVEMENT IN NET LIQUID FUNDS | <u>(£1,118,374)</u> | <u>£1,123,559</u> |

Auditors' Report to the members of the Royal Society for Mentally Handicapped Children and Adults

We have audited the financial statements on pages 12 to 19 in accordance with Auditing Standards. In our opinion the financial statements give a true and fair view of the Society's affairs at 31st March 1990, and of the overall surplus and source and application of funds for the year then ended and have been properly prepared in accordance with the Companies Act 1985.

LONDON
23rd August 1990

BDO Binder Hamlyn
BDO BINDER HAMLYN
Chartered Accountants

Notes to Accounts

1 Accounting Policies

The following are the more important accounting policies adopted by the Society

(i) Basis of preparation

The accounts have been prepared under the historical cost convention and comply with Statement of Recommended Practice No 2. Local Societies are autonomous and thus their accounts, together with those of Homes Foundation funds held by Area Management Committees for exclusively local operations, are not consolidated.

Incorporated for the first time are the assets and liabilities for M1 NCAP in Northern Ireland. Comparative figures including divisional costs have been restated accordingly. This has resulted in an adjustment to the General Fund of £323,542.

Consolidated accounts have not been prepared because of the dissimilar activities of the subsidiaries from that of the Society. The subsidiaries pay their annual profits to the Society under deed of covenant and are incorporated using the equity method. The National Council consider that the co-termination of their accounting periods with that of the Society is impracticable.

(ii) Capital expenditure

Capital expenditure is capitalised with the exception of that on fixtures, fittings and equipment for Residential Homes and Training Centres which is charged to the income and expenditure account in the year of purchase.

(iii) Depreciation

Depreciation is provided to write down the cost of tangible fixed assets to estimated residual value evenly over their estimated useful lives as follows:

| | |
|-------------------------------------|-----------|
| Outbuildings and chalets (freehold) | 8 years |
| Fixtures, fittings and equipment | 10 years |
| Computer equipment | 3.5 years |
| Motor vehicles | 3.5 years |

Depreciation is not provided on freehold and long leasehold buildings as required by SSAP12 because the Society's policy of repair and refurbishment ensures that residual values taken as a whole approximate to book value and any annual provision would therefore be negligible.

(iv) Legacies and donations

Legacies and donations are credited to the income and expenditure account in the period in which they are received.

(v) Grants receivable

Grants receivable are credited to the income and expenditure account when the Society fulfils the conditions of the grants and so becomes entitled to payment.

(vi) Stocks

Stocks which comprise raw materials and consumables are valued at the lower of cost and net realisable value.

(vii) Finance and operating leases

Assets acquired under finance leases are capitalised and then depreciated over their estimated useful lives.

Finance lease interest is charged at the rate implicit in the lease as specified by SSAP21.

(viii) Pensions

Pensions are provided by means of a funded defined benefit scheme and annual contributions are based on actuarial advice. The expected cost of providing pensions is recognised on a systematic and rational basis over the expected average remaining service life of members of the scheme.

Tangible Fixed Assets

| | Land and Buildings | | Fixtures
Fittings &
Equipment | Motor
Vehicles
Owned | Motor
Vehicles
held under
Finance
Leases | 1990
£ |
|---------------------|--------------------|------------------------|-------------------------------------|----------------------------|--|-------------------|
| | Freehold
£ | Long
Leasehold
£ | £ | £ | £ | £ |
| Cost or valuation | | | | | | |
| 14 89 | 3 125 825 | 5 612 | 591 270 | 609 814 | 403 899 | 4 735 520 |
| Additions | 163 160 | | 145 379 | 110 071 | 552 909 | 1 072 519 |
| Disposals | 97 292 | | | 125 328 | 84 939 | (207 559) |
| 31 3 90 | 3 191 693 | 5 612 | 736 649 | 594 557 | 871 869 | 5 599 180 |
| Depreciation | | | | | | |
| 14 89 | 86 845 | | 432 419 | 372 547 | 109 119 | 1 000 930 |
| Charge for the year | 110 | | 28 679 | 321 265 | 174 044 | 524 108 |
| Disposals | | | | 102 936 | 84 039 | (186 975) |
| 31 3 90 | 86 955 | | 521 049 | 590 676 | 267 184 | 1 465 864 |
| Net book value | | | | | | |
| 31 3 90 | <u>13 104 738</u> | <u>15 612</u> | <u>1215 600</u> | <u>1206 481</u> | <u>1404 685</u> | <u>13 992 236</u> |
| Net book value | | | | | | |
| 14 89 | <u>13 038 980</u> | <u>15 612</u> | <u>1158 851</u> | <u>1217 467</u> | <u>1231 720</u> | <u>13 462 630</u> |

Included under Freehold Land and Buildings is a property gifted to the Society in 1983 at a value of 157,500. This amount was credited to the Income and Expenditure Account in the year in which it was gifted.

3 Investments

| | Note | 1990
£ |
|---|------|-------------------|
| Listed investments at cost 14 89 | | 651 788 |
| Additions: gifted | | |
| purchased | | 128 869 |
| Disposals: sales | | 434 510 |
| Listed investments at cost 31 3 90 | | 346 147 |
| Unlisted investments: group share of net assets of subsidiary companies (1989 £6) | 22 | 6 |
| | | 366 153 |
| Cash held on short term deposit | | 779 226 |
| | | <u>11 145 379</u> |
| Market value of listed investments dealt on a recognised stock exchange (1989 £1,013,350) | | <u>1677 161</u> |

4 Debtors

| | 1990
£ | 1989
£ |
|--------------------------------------|-------------------|-------------------|
| Debtors | 2,376,201 | 1,503,049 |
| Amounts owed by subsidiary companies | 189,141 | 281,507 |
| Prepayments and accrued income | 2,234,252 | 688,039 |
| | <u>£4,800,194</u> | <u>£2,472,595</u> |

5 Creditors: amounts falling due within one year

| | 1990 | 1989 |
|--|-------------------|-------------------|
| Trade creditors | 261,001 | 348,211 |
| Other creditors | 1,351,691 | 1,203,636 |
| Taxation and social security costs | 445,920 | 352,277 |
| Investment deposits of Local Societies | 666,150 | 693,050 |
| Accruals and deferred income | 2,499,927 | 1,386,288 |
| Obligations under finance leases (net of interest) | 157,456 | 118,571 |
| | <u>£5,382,225</u> | <u>£4,104,133</u> |

6 Creditors: amounts falling due after more than one year and less than five years

| | 1990 | 1989 |
|--|-----------------|-----------------|
| Obligations under finance leases (net of interest) | <u>£306,382</u> | <u>£113,150</u> |

7 Special Funds

| | Research | Special Contingency | MFNC AP/Visitors Service | Rothenberg Memorial Trust | Rothenberg Fellowship | Employment Service | FRMHI Projects | Open University | Other |
|--|----------------|---------------------|--------------------------|---------------------------|-----------------------|--------------------|-----------------|-----------------|-------------------|
| | £ | £ | £ | £ | £ | £ | £ | £ | £ |
| Donations from Local Societies & Regions | 5 300 | | 33 | | | | 803 | | 6 133 |
| Appeals | | | | | | | | | |
| Insurance policies assigned and deposits | | | 104 158 | | | | | | 104 158 |
| Interest receivable | | | | 148 829 | 4 166 | 11 353 | 969 | 3 794 | 168 811 |
| Investment income | | | | 22 995 | | | | | 22 995 |
| Loss on sale of investments | | | | (12 873) | | | | | (12 873) |
| Covenanted subscriptions | | | 9 575 | | | | | | 9 575 |
| Grants | | | | | | | 10 000 | 10 000 | 10 000 |
| Legacies | | | | | | | | | |
| Other Donations | 1 435 | 4 000 | 3 029 | 50 | 2 000 | | 235 | | 14 749 |
| | <u>6 735</u> | <u>4 000</u> | <u>116 819</u> | <u>158 951</u> | <u>4 216</u> | <u>13 353</u> | <u>12 004</u> | <u>103 794</u> | <u>419 872</u> |
| Deduct | | | | | | | | | |
| Expenditure | 858 | 6 144 | | 71 258 | | 9 018 | 70 956 | 100 000 | 258 254 |
| | <u>9 853</u> | <u>(2 144)</u> | <u>116 819</u> | <u>87 693</u> | <u>4 216</u> | <u>4 335</u> | <u>(58 952)</u> | <u>3 794</u> | <u>161 618</u> |
| Transfers | | 4 166 | | | (4 166) | | | | |
| | <u>9 853</u> | <u>2 022</u> | <u>116 819</u> | <u>87 693</u> | <u>50</u> | <u>4 335</u> | <u>(58 952)</u> | <u>3 794</u> | <u>161 618</u> |
| Balances 1 4 89 | <u>14 637</u> | <u>15 781</u> | <u>1 235 804</u> | <u>22 633</u> | <u>29 018</u> | <u>77 050</u> | <u>23 446</u> | <u>24 362</u> | <u>1 442 751</u> |
| | <u>120 441</u> | <u>117 803</u> | <u>11 352 623</u> | <u>1 110 326</u> | <u>129 068</u> | <u>181 385</u> | <u>123 446</u> | <u>13 794</u> | <u>11 601 342</u> |

A grant of £200 000 was received from the DSS over a period of two years ended 31 3 90 towards developing Open University Courses on mental handicap of which £100 000 shown above was a final payment

8 Residential Homes Funds

| | Homes Foundation | | | TOTAL |
|----------------------------------|------------------|------------------|------------------|-------------------|
| | General | Homes | Others | |
| | £ | £ | £ | £ |
| Appeals | | | | |
| Legacies | 97 293 | | 286 206 | 286 206 |
| Heats grants and fees receivable | 1 851 888 | 5 182 871 | 1 552 456 | 8 587 215 |
| | <u>1 949 181</u> | <u>5 182 871</u> | <u>1 838 662</u> | <u>8 970 714</u> |
| Deduct | | | | |
| Operational costs | 1 964 160 | 5 182 871 | 1 524 510 | 8 671 541 |
| | <u>(14 979)</u> | <u></u> | <u>314 132</u> | <u>299 133</u> |
| Transfers | 106 244 | (384) | (29 097) | 76 763 |
| | <u>91 265</u> | <u>(384)</u> | <u>285 035</u> | <u>375 916</u> |
| Balances 1 4 89 | <u>36 076</u> | <u>109 385</u> | <u>842 917</u> | <u>988 378</u> |
| | <u>1 127 341</u> | <u>1 109 001</u> | <u>1 927 952</u> | <u>11 161 294</u> |

The income and expenditure relating to homes managed by the Society but owned by housing associations are not included above

9 Welfare, Advisory and other Services, Publicity & Appeals

| | 1990 | 1989 |
|------------------------------------|-------------------|-------------------|
| | £ | £ |
| Publicity and Appeals | | |
| Policy and Information | 417 164 | 376 888 |
| Education, Training and Employment | 187 695 | 197 451 |
| Gateway and Leisure | 1 056 898 | 1 129 015 |
| Legal | 423 881 | 328 976 |
| | <u>104 898</u> | <u>59 513</u> |
| | <u>12 212 576</u> | <u>12 081 843</u> |

A grant of £18 000 was received from the DSS by the Policy and Information department and was fully expended in the year on the production of a video training package

10 Regional Welfare

| | 1990 | 1989 |
|--------------------------------------|-------------------|-------------------|
| | £ | £ |
| Northern Division | 218 023 | 216 974 |
| Eastern Division | 196 978 | 195 115 |
| Southern Division | 178 259 | 181 167 |
| Western Division | 180 294 | 174 454 |
| London Division | 154 900 | 178 210 |
| MI NCAP in Wales Division | 152 189 | 151 117 |
| Less Welsh Office Grant | 92 170 | 91 110 |
| | 60 019 | 60 007 |
| MI NCAP in Northern Ireland Division | 285 925 | 285 740 |
| Head Office | | 32 272 |
| | <u>11 211 198</u> | <u>11 053 604</u> |

11 Administrative Expenses

| | | |
|-------------------------|------------------|------------------|
| Administrative expenses | 1 012 835 | 1 007 934 |
| Deduct | | |
| DSS grant | 250 188 | 250 188 |
| | <u>1 762 835</u> | <u>1 758 122</u> |

12 Employees

The average weekly number of employees during the period was as follows:

| | | |
|--|--------------|--------------|
| Welfare and Advisory Services, Publicity and Appeals | 146 | 134 |
| Regional Welfare | 81 | 80 |
| Homes and Centres | 598 | 571 |
| Administration | 43 | 34 |
| Subsidiary companies | 15 | 12 |
| Managed Funds | 30 | 29 |
| Homes Foundation managed homes | 929 | 921 |
| | <u>1 762</u> | <u>1 701</u> |

Staff costs during the period amounted to:

| | | |
|----------------------------|-------------------|-------------------|
| (i) Wages and Salaries | 15 322 149 | 15 816 036 |
| (ii) Social Security costs | 1 404 693 | 1 244 941 |
| (iii) Other pension costs | 218 769 | 236 809 |
| | <u>16 945 511</u> | <u>17 307 786</u> |

The number of employees earning over £10 000 p.a. was as follows: £10 001 - £15 000 1 £15 000 1

The salaries and employer's contributions incurred on behalf of housing associations' homes managed by the Society amounted to £7 452 349 (1989: £5 949 929). This is included in the staff costs above but not reflected in the accounts.

13 Pension Scheme

The Society operates a pension scheme providing benefits based on final pensionable pay. The assets of the scheme are held separately from those of the Society and invested with an insurance company. Contributions to the scheme are charged to the income and expenditure account so as to spread the cost of pensions over employees' working lives with the Society. The contributions are determined by a qualified actuary on the basis of triennial valuations using the projected unit credit method. The most recent valuation was at 31 August 1988. The assumptions which have the most significant effect on the results of the valuation are those relating to the rate of return on investments (9% per annum) and the rate of increases on salaries (8% per annum). The pension charge for the period was £192,360 (1989: £209,278). The most recent actuarial valuation showed that the assets of the scheme were sufficient to meet the benefits that had accrued to members. The contributions of the Society and employees will remain at 8% and 7% of earnings respectively.

14 Operating deficit is stated after charging:

| | 1990 | 1989 |
|-------------------------|---------|---------|
| | £ | £ |
| Audit fee | 21,562 | 17,250 |
| Depreciation | 381 049 | 364 559 |
| Operating lease rentals | 16 700 | 21 321 |
| Finance lease interest | 65 118 | 53 036 |

15 Income from other fixed asset investments

| | General Fund | Special Funds | 1990 | 1989 |
|-------------------------|--------------|---------------|---------|---------|
| Investment income (net) | 140 162 | 122 995 | 163 157 | 182 386 |

16 Interest payable on short term loans and deposits

| | | |
|--|---------|---------|
| Investment deposits of Local Societies | 93 711 | 82 722 |
| Special funds | 135 711 | 145 459 |

- 17 National Council members' emoluments**
No emoluments are payable to any members of the National Council

- 18 Taxation**
The Society is a registered charity and is able to claim exemption from corporation tax in respect of specified courses of instruction. The percentage of the Leeds Visa Card income is under negotiation with the Inland Revenue. The Society is of the opinion that its relationship with the Inland Revenue is such that no liability to taxation will arise. Should the Inland Revenue deem the income taxable, a liability of approximately £100,000 would arise in respect of the income included in these accounts.

- 19 Leasing Commitments**
The Society is committed to the following payments within the next year under operating leases expiring

| | 1990 | 19 months
31st May 91 |
|----------------------------|-----------------|--------------------------|
| Within one year | £ 8,233 | £ 2,118 |
| Between one and five years | £ 3,066 | £ 14,650 |
| | <u>£ 11,299</u> | <u>£ 16,768</u> |

- 20 Capital commitments**
The Society had no capital commitments contracted at 31st March 1990 (1989: £58,635)

- 21 Members' liability**
The Society is a company limited by guarantee and has no share capital. The liability of the 526 (1989: 526) members in the event of a winding up is limited to the sum of £5 each.

- 22 Subsidiary companies**
The activities of the wholly owned subsidiaries, the valuation of the Society's investment therein and other information in respect of these companies are

| Activities | MENCAP
SALES
LIMITED
Retailers of
office stationery
& equipment | MENCAP
LIMITED
Retailers of
Christmas cards
& books | MENCAP
PROMOTIONS
LIMITED
(Organisation of
promotional
activities) | 1990
Total | 1989
Total |
|---|--|---|---|------------------|------------------|
| Group share of net assets | £ 12 | £ 12 | £ 12 | £ 18 | £ 16 |
| Holding 11 ordinary shares | <u>£ 2</u> | <u>£ 2</u> | <u>£ 2</u> | <u>£ 6</u> | <u>£ 6</u> |
| Profit for the year ended 31st May 1989 | 116,273 | 575,388 | 155,272 | 846,933 | 861,463 |
| Less: Included in the 1989 Accounts
of the Society | 116,273 | 120,600 | 122,267 | 242,267 | 182,612 |
| Add: Amounts included
in respect of profits
accruing after
31st May 1989 | | 455,788 | 33,005 | 604,666 | 680,851 |
| | <u>£ 116,273</u> | <u>£ 575,388</u> | <u>£ 155,272</u> | <u>£ 833,404</u> | <u>£ 923,118</u> |

The latest audited accounts of the subsidiaries as at 31 May 1989 showed the following

| | 1989 | | | 1988 | | |
|--|---------------------------------|------------------------|--------------------------------------|---------------------------------|------------------------|--------------------------------------|
| Profit and loss Accounts for the year ended
31 May 1989 | MENCAP
SALES
LIMITED
£ | MENCAP
LIMITED
£ | MENCAP
PROMOTIONS
LIMITED
£ | MENCAP
SALES
LIMITED
£ | MENCAP
LIMITED
£ | MENCAP
PROMOTIONS
LIMITED
£ |
| Turnover | 694,861 | 2,664,143 | 418,050 | 583,649 | 2,816,329 | 394,319 |
| Cost of Sales | 418,066 | 1,598,528 | | 351,345 | 1,742,757 | |
| Operating costs | 160,522 | 900,227 | 262,778 | 151,833 | 451,660 | 255,135 |
| Trading profit/(loss) | <u>116,273</u> | <u>1,575,388</u> | <u>155,272</u> | <u>180,371</u> | <u>1,621,912</u> | <u>144,184</u> |
| | 1989 | | | 1988 | | |
| Balance Sheets at 31 May 1989 | MENCAP
SALES
LIMITED
£ | MENCAP
LIMITED
£ | MENCAP
PROMOTIONS
LIMITED
£ | MENCAP
SALES
LIMITED
£ | MENCAP
LIMITED
£ | MENCAP
PROMOTIONS
LIMITED
£ |
| Current assets | 188,376 | 497,925 | 81,584 | 195,554 | 249,059 | 64,265 |
| Current liabilities | 188,374 | 497,925 | 81,580 | 195,552 | 249,057 | 64,263 |
| Represented by Called up Share capital | <u>£ 12</u> | <u>£ 12</u> | <u>£ 12</u> | <u>£ 12</u> | <u>£ 12</u> | <u>£ 12</u> |