

BP EXPLORATION (CASPIAN SEA) LIMITED

(Registered No.00404347)

FRIDAY



ACBNKJOI

A18

08/09/2023

#157

COMPANIES HOUSE

ANNUAL REPORT AND FINANCIAL STATEMENTS 2022

Board of directors: J S Freeman
R G Jones
T L Juliussen

The directors present the Strategic Report, their report and the audited financial statements for the year ended 31 December 2022.

STRATEGIC REPORT**Principal activities**

The company is engaged in the exploration and exploitation of oil and natural gas. It also provides services to other Production Sharing Agreements ("PSAs") and Host Government Agreements ("HGAs") in Azerbaijan.

The company is a participant in a PSA for the Azeri, Chirag and Deepwater Gunashli fields ("ACG") in Azerbaijan and it acts as the operator of this undertaking on behalf of partners. The PSA extension agreement was signed on 14 September 2017. The contract was ratified by the Parliament (Milli Majlis) of the Republic of Azerbaijan on 31 October 2017.

In April 2019, ACG PSA partners announced the sanctioning of the Azeri Central East ("ACE") project, the next stage of development of the ACG field. The \$6 billion development includes a new offshore platform and facilities designed to process up to 100,000 barrels of oil per day. The project is expected to achieve first production early in 2024 and produce up to 300 million barrels over its lifetime.

During the year, ACE project progressed according to the plan along with the other bp-operated activities. Topsides construction workings completed and the drilling equipment set ("DES") was handed over to commissioning and the drilling rig skid onto the topsides deck. The jacket was loaded out onto the STB-01 transportation barge to sail away offshore.

The platform will be the first bp construction unit remotely controlled from Sangachal terminal and includes innovative system automation.

By the end of 2022, the ACE project had reached over 80% progress milestone.

bp together with ACG partners continued the engagement with the State Oil Company of Azerbaijan Republic ("SOCAR") evaluating opportunities to develop ACG Non Associated Gas ("NAG") project that assumes accessing non-associated gas resources that are currently outside of the coverage of ACG PSA. The parties agreed a commercialization path that envisages agreeing key commercial principles followed by fully termed commercial agreements (PSA regime, Gas Sales Agreements ("GSAs")). The project is expected to be sanctioned in phases, aiming to Final Investment Decision ("FID") the phase I (Initial Producer) by the end of 2023.

In 2022, ACG produced on average 415 thousand barrels per day (gross) (about 152 million barrels or 20 million tonnes in total) from the Chirag, Central Azeri ("CA"), West Azeri ("WA"), East Azeri ("EA"), Deepwater Gunashli ("DWG") and West Chirag ("WCH") platforms. In 2021, ACG produced on average 458 thousand barrels per day (gross) (about 167 million barrels or 23 million tonnes in total).

In 2022, ACG delivered an average of 7 (2021 9) million cubic metres per day of ACG associated gas to SOCAR (2.6 billion cubic metres in total, 2021 3 billion cubic metres in total).

STRATEGIC REPORT**Principal activities (continued)**

At the end of the year, a total of 141 oil wells were producing, while 41 wells were used for injection in the ACG field (2021: 135 producing wells, 37 injection wells). In 2022, ACG delivered 12 oil producer wells and 3 injection wells (2021 10 oil producer wells, 4 injection wells).

Results

The profit for the year after taxation was \$519,319,000 which, when added to the retained profit brought forward at 1 January 2022 of \$518,415,000, share capital adjustment of \$4,246,306,000 and after deducting total paid interim dividends to ordinary shareholders of \$2,850,000,000, gives a total retained profit carried forward at 31 December 2022 of \$2,434,040,000.

Review of the business

The key financial and other performance indicators during the year were as follows:

	2022	2021	Variance
	\$000	\$000	%
Turnover	1,674,549	1,346,287	24
Operating profit	695,336	393,616	76
Profit for the financial year	519,319	216,726	139
Total equity	3,500,224	5,832,352	(40)
	2022	2021	Variance
	%	%	
Quick ratio*	90	66	24
Return on average capital employed**	9	2	7
Gross profit percentage***	41	27	14

Turnover increase for the year is driven by average \$31 increase in oil price in 2022; though volume decreased for 2.5m barrels versus 2021.

Change in operating profit and profit for the financial year is driven by higher turnover and higher cost of sales. Increase in cost of sales is due to increase in DDA and under/overlift movement partly offset by decrease in central charges in line with restructuring agenda mainly observed in People & Culture and Transformation team cost pool decrease, ACG tariff cost due to decreased volumes and total cost due to optimizations and activities re-phasing and 2 turnaround ("TAR") activities in 2021 vs 1 in 2022.

*Quick ratio is defined as current assets (excluding stocks, debtors falling due after one year, derivatives and other financial instruments falling due after one year and deferred tax assets) divided by current liabilities.

The increase in quick ratio is due to \$2.5 billion loan deposit which was part of debtors - amounts falling due after one year in 2021 and withdrawn and re-paid as dividend in 2022.

**Return on average capital employed is defined as profit for the year after adding back interest, divided by average capital employed. Capital employed is defined as total equity plus gross debt, excluding goodwill and cash.

***Gross profit percentage is defined as gross profit divided by turnover.

Increase in gross profit percentage ratio is mainly due to rise in oil sales turnover due to price increase.

STRATEGIC REPORT

Section 172(1) statement

This section describes how the directors of the company have had regard to the matters set out in section 172(1) (a) to (f) of the Companies Act 2006 (the "Section 172 factors"), and forms the statement required under section 414CZA of the Companies Act 2006.

In performing their duties throughout the year the directors have had regard to the Section 172 factors as follows:

(a) The likely long-term consequences of the decision

When setting and delivering on the company's strategy, the directors of the company have regard to the evolving environment in which the company operates and aims to promote the long term success and sustained economic viability of the company.

(b) The interests of the company's employees

The directors of the company recognise that employees are vital to the long term success of the company and, as such, engage with employees, and keep them informed on matters of concern to them. The directors of the company acknowledge the key interests of the employees, which include job security and career development, when making decisions. This includes reviewing the key performance indicators on employee engagement measured by employee 'Pulse' surveys.

Employee share ownership is encouraged and there are a number of employee share plans in place at bp group level to which employees of the company can participate in. For example, the bp group operates a ShareMatch plan in more than 50 countries, matching BP p.l.c. shares purchased by employees.

In 2022 the bp group launched the 'Who we are' framework of beliefs representing what we stand for at bp and to inspire our employees to and a new learning platform, Grow@bp to enable employees to take ownership of their career and develop skills both for their current roles and future options as bp evolves.

During the year, the company has engaged with employees through multiple channels on the company's strategy, priorities and activities including, town halls, webcasts and senior leaders' visits to various operations sites. Employee engagement campaigns have been oriented around company beliefs, priorities and various themes such Diversity, Equity and Inclusion, Ethics and Compliance, and wellbeing.

(c) The need to foster the company's business relationships with suppliers, customers and others

During 2022, the directors of the company reiterated their focus on engagement and fostering relationships with suppliers and customers, with the need to consider partners, customers and suppliers and how we can help them, specifically addressed in the 'Who we are' belief, 'Care for others'.

In addition, the board reviewed and considered the company's Modern Slavery Statement and disclosed its practices in respect of the same on an annual basis.

Furthermore, the board reviewed and considered the company's prompt payment reporting performance and disclosed its practices in respect of the same on a bi-annual basis.

The company fostered business relationships by engagement through strategy engagement sessions, workshops and consortiums. For key suppliers, collaborative sessions were held, which amongst other things, focused on net zero for people and planet and jointly improving sustainability.

STRATEGIC REPORT**Section 172(1) statement (continued)****(d) The impact of the company's operations on the community and the environment**

The directors of the company are committed to the bp group's sustainability aims and objectives – 10 aims to get bp to net zero and help the world get there too, 5 aims to improve people's lives and 5 aims to care for our planet. In 2022 each business prepared a sustainability plan, identifying its priority aims and detailing the actions it will take to meet those. These plans were considered by the board.

The company recognises the importance of sustainability and during the year has continued to conduct environmental and social impact assessments on its operations, has used the best available technology to mitigate environmental impacts, and has consulted public and private stakeholders on environmental discussions, including SOCAR and National Academy of the Republic of Azerbaijan.

The company recognises the importance of social responsibility, and seeks to build strong relationships and encourage mutual trust in the community in which it operates. During the year, the company's activities have included community awareness meetings, involvement in social investment projects, security commission meetings of district authorities, and the operation of a complaints management process to understand community issues and resolve these swiftly.

(e) The desirability to maintain the company's reputation for high standards of business conduct

In 2022, bp continued to make progress against its sustainability aims which set out the areas where bp believes it can make the biggest difference for bp, its stakeholders and society. bp's commitment to safety, having a positive impact and doing the right thing were further enshrined in the new bp 'Who we are' beliefs which also emphasise the importance of following the bp code of conduct.

bp's code of conduct sets clear expectations for how bp, the company and the board operate. The directors of the company continued to adhere, in good faith, to the bp code of conduct during the year and oversee adherence to the bp code of conduct by the company's employees to ensure the board and the company maintain a reputation for high standards of business conduct.

The board considered its impact and decision making in light of the war in Ukraine and bp's announcement of its position in Russia.

(f) The need to act fairly between members of the company

The company is a wholly owned subsidiary with one member and the directors aim to maximise long term shareholder value.

Stakeholder engagement

By understanding the company's key stakeholders, the board can consider and address the needs of these stakeholders and foster good business relationships with them. The board has taken time to identify the key interests of the stakeholders and establish regular engagement methods to help the board to consider and balance stakeholder interests when making decisions.

In addition to the stakeholders set out above, the company considers its key stakeholders groups to include:

(a) Government/Regulators

The company recognises the need to create valued relationships with the Government/Regulators such as the Government of the Republic of Azerbaijan, and SOCAR centred around ethics and transparency, and the need to discuss relevant regulations and guidance where necessary.

The board is provided with regular business updates on changes in regulation and/or legislation impacting the company and is committed to keeping the Government/Regulators informed of any significant changes to the company through regular external correspondence.

STRATEGIC REPORT

Stakeholder engagement (continued)

(b) Media

The company recognises the importance of media engagement for transparency and creating a relationship of mutual trust with key stakeholders, and is committed to providing regular business updates through press conferences, interviews, articles and other external publications.

(c) Joint Venture partners

The board is committed to creating valued relationships and facilitating new relationships with its joint venture partners through relationship mapping, monthly and quarterly project updates, management committee meetings and through external correspondence.

The company's principal decisions

The board recognises the importance of considering and having regard to the Section 172 factors when making decisions, particularly the principal decisions of the company. The company has taken the view that a 'principal' decision is one which is material and strategic in nature and would affect the ability of the company to generate or preserve value over the long term.

During the period, the following principal decisions were taken by the company:

Principal decision	The relevant factors taken into account during the decision making process
During the year, the directors considered and approved the re-denomination of the company's issued share capital from GBP to USD, the reduction of the nominal value of the shares from USD 1.146 to USD 1.00 and the reduction of the company's share premium account from \$5,242,874,000 to USD \$1,000,000,000.00, in order to generate distributable reserves.	The directors considered the impact of the re-denomination and capital reduction, having regard to the long term prospects of the company, as well as considering the financial position of the company to ensure that it was in the best interests of the company and its members to undertake the transactions.
During the year, the directors considered, approved and paid an interim dividend as appropriate to the shareholder.	The directors considered the impact of such a decision on the long-term prospects of the company, as well as considering the financial position of the company to ensure that it had sufficient distributable reserves at the time of the interim dividend.

Principal risks and uncertainties

The bp group manages, monitors and reports on the principal risks and uncertainties that can impact the group's ability to deliver its strategy. The group's system of internal control includes policies, processes, management systems, organizational structures, culture and standards of conduct employed to manage bp's business and associated risks.

Throughout the year, bp management, the leadership team, the board and relevant committees provide oversight of how principal risks to bp are identified, assessed and managed. They support appropriate governance of risk management including having relevant policies in place to help manage risks. Such oversight may include internal audit reports, group risk reports and reviews of the outcomes of business processes including strategy, planning and resource and capital allocation. bp's group risk team analyses the group's risk profile and maintains the group's risk management system. bp's internal audit team provides independent assurance to the chief executive and board as to whether the group's system of internal control is adequately designed and operating effectively to respond appropriately to the risks that are significant to bp.

STRATEGIC REPORT

Principal risks and uncertainties (continued)

The company aims to deliver sustainable value by identifying and responding successfully to risks in line with the group's risk management process.

The risks listed below, separately or in combination, could have a material adverse effect on the implementation of the company's strategy, business, financial performance, results of operations, cash flows, liquidity, prospects, shareholder value and returns and reputation. Unless stated otherwise, further details on these risks are included within the risk factors in the Strategic Report of the bp group Annual Report and Form 20-F for the year ended 31 December 2022.

Strategic and commercial risks

Prices and markets

The company's financial performance is subject to fluctuating prices of oil and gas, technological change, exchange rate fluctuations and the general macroeconomic outlook. Oil, gas and product prices are subject to international supply and demand and margins can be volatile. Political developments, increased supply of oil and gas or alternative low carbon energy sources, technological change, global economic conditions, public health situations (including the continued impact of the COVID-19 pandemic or any future epidemic or pandemic) and the influence of OPEC+ can impact supply and demand and prices for our products.

Decreases in oil, gas or product prices could have an adverse effect on revenue, margins, profitability and cash flows. If these reductions are significant or for a prolonged period, bp management may have to write down assets and reassess the viability of certain projects, which may impact future cash flows, profit, capital expenditure, the ability to maintain the company's long-term investment programme. Conversely, an increase in oil, gas and product prices may not improve margin performance as there could be increased fiscal take, cost inflation and more onerous terms for access to resources.

Accessing and progressing hydrocarbon resources and low carbon opportunities

The company's ability to progress upstream resources and develop technologies at a level in line with the group's strategic outlook for hydrocarbon production could impact the company's future production and financial performance.

Major project delivery

Poor investment choice, efficiency or delivery, or operational challenges at any major project that underpins production or production growth, could adversely affect our financial performance.

The company seeks to manage this risk through the bp group projects organization which includes the centre of expertise for appraisal and optimization, expertise to manage the design and build of projects and programmes to ensure project objectives are met. This process is systematically reviewed and continuously improved.

Geopolitical

The company is exposed to a range of political, economic and social developments and consequent changes to the operating and regulatory environment which could cause business disruption. Political instability, changes to the regulatory environment or taxation, international trade disputes and barriers to free trade, international sanctions, expropriation or nationalization of property, civil strife, strikes, insurrections, acts of terrorism, acts of war and public health situations (including the continued impact of the COVID-19 pandemic or any future epidemic or pandemic) may disrupt or curtail our operations, business activities or investments. These may in turn cause production to decline, limit our ability to pursue new opportunities, affect the recoverability of our assets and our related earnings and cash flow or cause us to incur additional costs, particularly due to the long-term nature of many of our projects and significant capital expenditure required.

STRATEGIC REPORT

Strategic and commercial risks (continued)

Joint arrangements and contractors

The company may have varying levels of control over the standards, operations and compliance of its partners, contractors and sub-contractors which could result in legal liability and reputational damage.

Our partners and contractors are responsible for the adequacy of their resources and capabilities. If these are found to be lacking, there may be financial, operational or safety exposures for the company. Should an incident occur in an operation that the company participates in, our partners and contractors may be unable or unwilling to fully compensate us against costs we may incur on their behalf or on behalf of the arrangement.

Digital infrastructure and cybersecurity

The energy industry is subject to fast-evolving risks, including ransomware, from cyber threat actors, including nation states, criminals, terrorists, hacktivists and insiders. Current geopolitical factors have increased these risks. There is also growing regulation around data protection and data privacy. A breach or failure of our or third parties' digital infrastructure – including control systems – due to breaches of our cyber defences, or those of third parties, negligence, intentional misconduct or other reasons, could seriously disrupt our operations. This could result in the loss or misuse of data or sensitive information, including employees' and customers' personal data, injury to people, disruption to our business, harm to the environment or our assets, legal or regulatory breaches, legal liability and significant costs including fines, cost of remediation or reputational consequences. Furthermore, the rapid detection of attempts to gain unauthorized access to our digital infrastructure, often through the use of sophisticated and co-ordinated means, is a challenge and any delay or failure to detect could compound these potential harms.

Climate change and the transition to a lower carbon economy

Laws, regulations, policies, obligations, government actions, social attitudes and customer preferences relating to climate change and the transition to a lower carbon economy, including the pace of change to any of these factors, and also the pace of the transition itself, could have adverse impacts on our business including on our access to and realization of competitive opportunities in any of our strategic focus areas, a decline in demand for, or constraints on our ability to sell certain products, constraints on production and supply, adverse litigation and regulatory or litigation outcomes, increased costs from compliance and increased provisions for environmental and legal liabilities.

Changes in investor preferences and sentiment could affect our access to capital markets and our attractiveness to potential investors, potentially resulting in reduced access to financing, increased financing costs and impacts upon our business plans and financial performance.

Technological improvements or innovations that support the transition to a lower carbon economy, and customer preferences or regulatory incentives that alter fuel or power choices, could impact demand for oil and gas.

Depending on the nature and speed of any such changes and our response, these changes could increase costs, reduce the company's profitability, reduce demand for certain products, limit our access to new opportunities, require us to write down certain assets or curtail or cease certain operations, and affect investor sentiment, our access to capital markets, our competitiveness and financial performance.

Competition

The bp group strategic progress and performance could be impeded if we are unable to control our development and operating costs and margins, if we fail to scale our businesses at pace, or to sustain, develop and operate a high-quality portfolio of assets efficiently. Furthermore, as the bp group transitions from an international oil company to an integrated energy company, we face an expanded and rapidly evolving range of competitors in the sectors in which we operate.

STRATEGIC REPORT

Strategic and commercial risks (continued)

Talent and capability

The sectors in which the bp group operates face increasing challenges to attract and retain diverse, skilled and capable talent. An inability to successfully recruit, develop and retain core skills and capabilities and to reskill existing talent could negatively impact delivery of our strategy.

Crisis management and business continuity

The bp group's reputation and business activities could be negatively impacted if the management does not respond, or is perceived not to respond, in an appropriate manner to any major crisis.

Insurance

The bp group generally purchases insurance only in situations where this is legally and contractually required. Some risks are insured with third parties and reinsured by group insurance companies. Uninsured losses could have a material adverse effect on the bp group financial position which in turn could adversely affect the company.

Safety and operational risks

Process safety, personal safety and environmental risks

The company is exposed to a wide range of health, safety, security and environmental risks. There can be no certainty that our operating management system or other policies and procedures will adequately identify all process safety, personal safety and environmental risks or that all our operating activities, will be conducted in conformance with these systems.

Such events or conditions could cause harm to people, the environment and the company's assets and could result in regulatory action, legal liability, business interruption, increased costs, damage to the company's reputation and potentially denial of its licence to operate.

Drilling and production

The company's activities require high levels of investment and are sometimes conducted in challenging environments such as those prone to natural disasters and extreme weather, which heightens the risks of technical integrity failure. The physical characteristics of an oil or natural gas field, and cost of drilling, completing or operating wells is often uncertain. We may be required to curtail, delay or cancel drilling operations or stop production because of a variety of factors, including unexpected drilling conditions, pressure or irregularities in geological formations, equipment failures or accidents, adverse weather conditions and compliance with governmental requirements.

Security

Acts of terrorism, piracy, sabotage, activism and similar activities directed against the company's operations and facilities, pipelines, transportation or digital infrastructure could cause harm to people and severely disrupt operations. The company's activities could also be severely affected by conflict, civil strife or political unrest.

Product quality

Supplying customers with off-specification products could damage the company's reputation, lead to regulatory action and legal liability, and potentially impact its financial performance.

STRATEGIC REPORT

Compliance and control risks

Ethical misconduct and non-compliance

Incidents of ethical misconduct or non-compliance with applicable laws and regulations, including anti-bribery and corruption, competition and antitrust, and anti-fraud laws, trade restrictions or other sanctions, could damage the company's reputation, and result in litigation, regulatory action, penalties and potentially affect our licence to operate.

In relation to trade restrictions or other sanctions, current geopolitical factors have increased these risks.

Regulation

Changes in the law and regulation, including how they are interpreted and enforced, could increase costs, constrain the company's operations and affect its business plans and financial performance.

Reporting

External reporting of financial and non-financial data relies on the integrity of the control environment, bp group's systems and people operating them. Failure to report data accurately and in compliance with applicable standards could result in regulatory action, legal liability and reputational damage.

Financial risk management

The company is exposed to a number of different financial risks arising from natural business exposures as well as its use of financial instruments including market risks relating to commodity prices, foreign currency exchange rates and interest rates; credit risk; and liquidity risk. Further details on these financial risks are included within Note 29 of the bp group Annual Report and Form 20-F for the year ended 31 December 2022.

Approved by the board of directors and signed on behalf of the board by:

DocuSigned by:



D9708EEC9EFF4C5...

J S Freeman
Director

September 6, 2023

Registered Office:

Chertsey Road
Sunbury on Thames
Middlesex
TW16 7BP
United Kingdom

DIRECTORS' REPORT**BP EXPLORATION (CASPIAN SEA) LIMITED****Directors**

The present directors are listed on page 1.

J S Freeman and R G Jones served as directors throughout the financial year. Changes since 1 January 2022 are as follows:

	<u>Appointed</u>	<u>Resigned</u>
E P Skinner-Reid	—	14 January 2022
T L Juliussen	14 January 2022	—

Directors' indemnity

The company indemnifies the directors in its Articles of Association to the extent allowed under section 232 of the Companies Act 2006. Such qualifying third party indemnity provisions for the benefit of the company's directors remain in force at the date of this report.

Dividends

During the year the company has declared and paid dividends of \$2,850,000,000 (2021 \$345,000,000). The directors do not propose the payment of a final dividend (2021 \$0).

Financial instruments

In accordance with section 414C of the Companies Act 2006 the directors have included information regarding financial instruments as required by Schedule 7 (Part 6.1) of the Large and Medium-sized Companies and Groups (Accounts and Reports) Regulations 2008 in the Strategic Report under Financial risk management.

Post balance sheet event

There is no post balance sheet event at the reporting date for the company.

Going concern

The directors consider it appropriate to adopt the going concern basis of accounting in preparing the financial statements. The current economic and geopolitical environment were considered as part of the going concern assessment.

Liquidity and financing is managed within the bp group under pooled group-wide arrangements which include the company. As part of the going concern basis of preparation for the company, the ability and intent of the bp group to support the company has also been taken into consideration. The most recent bp group financial statements continue to be prepared on a going concern basis. Forecast liquidity of the bp group has been assessed under a number of stressed scenarios, including a significant decline in oil prices over the 12-month period from the date these financial statements were approved. Reverse stress tests performed indicated that the bp group will continue to operate as a going concern for at least 12 months from the date of approval of the financial statements even if the Brent price fell to zero. In addition, bp group management have confirmed the existing intra-group funding and liquidity arrangements as currently constituted are expected to be maintained for the foreseeable future, being no less than twelve months from the approval of these financial statements. No material uncertainties over going concern or significant judgements or estimates on the assessment were identified. Accordingly, the company will be able to draw on support from the bp group for the foreseeable future and these financial statements have therefore been prepared on a going concern basis.

DIRECTORS' REPORT

BP Exploration (Caspian Sea) Limited is engaged in the production and selling of oil within the bp group.

The company is a party to ACG PSA in the Azerbaijan sector of the Caspian Sea, with a participating interest of 30.37%.

BP Exploration (Caspian Sea) Limited is self-sufficient and generates cash independently. The company is a wholly owned affiliate of BP p.l.c. and can request funds from BP International Limited if required.

In assessing the prospects of BP Exploration (Caspian Sea) Limited, the directors noted that such assessment is subject to a degree of uncertainty that can be expected to increase looking out over time and, accordingly, that future outcomes cannot be guaranteed or predicted with certainty.

Having a reasonable expectation that the company has adequate resources to continue in operational existence for at least the next 12 months from the date these financial statements were approved, the directors consider it appropriate to continue to adopt the going concern basis of accounting in preparing the financial statements.

Future developments

The directors aim to maintain the management policies which have resulted in the company's growth and stability in recent years.

They believe that the company is in a good position to take advantage of any opportunities which may arise in the future.

It is the intention of the directors that the business of the company will continue for the foreseeable future.

Research and development

The company incurs research and development expenditure in the ordinary course of business as it looks to improve its future performance.

Stakeholder statements

Employee engagement statement

The directors of the company recognise that employees are vital to the long term success of the company and engage with employees, and keep them informed on matters of concern to them. The company's section 172(1) statement in the Strategic Report demonstrates how the directors have engaged with employees throughout the year, and how the directors of the company have had regard to their interests when making decisions.

Statement of engagement with suppliers, customers and others in a business relationship with the company

The board recognises the importance of considering and having regard to key stakeholders and their interests when making decisions. By understanding the company's key stakeholders, the board can consider and address the needs of these stakeholders and foster good business relationships with them.

The board is committed to doing business ethically and transparently, using bp's values and code of conduct to guide them when engaging and working with business partners. The company's activities, and the decisions of the board, affect a wide variety of individuals and organisations. The directors engage with the company's stakeholders, listening to their differing needs and priorities as part of their role as a senior leader at bp and use the feedback received to inform the board's decision-making.

DIRECTORS' REPORT

The company's section 172(1) statement in the Strategic Report demonstrates how the directors have had regard to the need to foster business relationships with suppliers, customers and other stakeholders when making decisions on behalf of the company.

Streamlined Energy & Carbon Reporting (SECR)

As a UK subsidiary of a UK parent company which prepares a group directors' report, SECR reporting details are included in the strategic report of the bp group Annual Report and Form 20-F for the year ended 31 December 2022.

Corporate Governance Statement

In 2022, the bp group continued to operate under the corporate governance framework (the "Framework") implemented in 2020. The Framework closely aligns with bp's purpose - reimagining energy for people and our planet - and strategy. The Framework also defines bp's role, to promote the long-term sustainable success of the company, generating value for its shareholders while having regard to its other stakeholders, the impact of its operations on the communities within which it operates and the environment.

The core of the company's governance arrangements come from bp's System of Internal Control, Global Subsidiary Corporate Governance Policy (the "Policy") and Code of Conduct, details of which are set out below.

System of Internal Control

The System of Internal Control is the holistic set of management systems, organisational structures, processes, standards and behaviours that are employed to conduct the bp group's business. These processes enable the company to achieve its objectives and purpose by ensuring that it responds appropriately to business, operational, financial and other risks and opportunities.

Further, the System of Internal Control requires the maintenance of proper records and processes that generate a flow of timely, relevant and reliable information from within and outside the organisation which helps to ensure the quality of internal and external reporting. The System of Internal Control helps to ensure compliance with laws and regulations, bp's Code of Conduct and other internal policies.

The Policy

The Policy has been established by BP p.l.c. and implemented by its subsidiaries, including the company, to establish common standards in corporate governance across the group. These standards cover the role and responsibilities of the board and the directors, its processes and its relationship with executive management, shareholders and other stakeholders.

The Policy is reviewed on a regular basis both in respect of compliance and alignment with best practice governance and the content of formal corporate governance codes for private companies. It is a comprehensive set of rules and recommendations designed to standardise and promote best practice subsidiary governance through:

- i. The mitigation of legal and reputational risk and preserving the integrity of the bp group's corporate structure;
- ii. The selection and training of directors to ensure that they understand and execute their statutory duties in a manner that promotes the success of the company for the benefit of its shareholders whilst having regard to the company's other stakeholders;
- iii. Requiring any decisions in respect of the formation and change of entity form, financing of intra-group activities, transfer of ownership and dissolution to be made pursuant to bp's System of Internal Controls; and

DIRECTORS' REPORT

- iv. Specifying which of the bp group's businesses and functions are accountable for the various aspects of administration, internal controls and corporate governance of subsidiaries.

The Policy sets out the responsibilities of all directors and officers of each of the bp group's subsidiaries and the primary tasks of the board, including consideration and execution of long-term strategy, monitoring of the subsidiary's performance and ensuring that the principal risks to the subsidiary are identified and that appropriate systems of risk management and control are in place. As a result, the company has not considered it necessary to adopt a formal corporate governance code.

The Policy requires directors to:

- i. Attend induction training upon appointment and are recommended to refresh their training annually;
- ii. Not engage in any activity that is, or could reasonably be perceived to be, in conflict with the interests of the company and are further required to act in the best interests of the company, which may not necessarily coincide with the best interest of the bp group;
- iii. Consult in advance of conflicts of duties in order to identify and implement steps to avoid or mitigate such conflicts; and
- iv. Retain responsibility for the approval of financial statements.

Decision making rests with the directors of the company and delegation of specific powers or decisions is documented in writing, setting out the reasons for the scope as well as limitation of such delegation, supported by a form of bp group authority. Delegations are monitored and reviewed by the board on a regular basis.

The Code of Conduct

bp's code of conduct is based on bp's values and beliefs, and sets clear expectations for how all employees at bp should work, including directors of the company. The code is designed to be a clear set of expectations to enable all employees to make choices in a consistent way.

The code of conduct includes sections covering:

- i. Safety and sustainability, including operating safely and securely and delivering bp's sustainability frame;
- ii. People, including diversity, equity and inclusion;
- iii. Business partners, including building and maintaining strong relationships and proactively managing conflicts of interest;
- iv. Governments and communities, including human rights, community engagement and public communications; and
- v. Assets and financial integrity, including the need to record and maintain accurate and complete information.

Application of the system of governance

The directors have applied this system of governance by:

- a. Regularly reviewing its board's composition to ensure that it has an appropriately diverse balance of skills, backgrounds, experience and knowledge and ensuring that individual directors have sufficient capacity to make valuable contributions. The board, where appropriate, and in accordance with the Policy, retains a minimum of three directors, promotes independent and objective challenge through the appointment of directors who are not directly or indirectly responsible for the management function of the company and may nominate a designated Chair to provide leadership of the board.
- b. Undertaking training on a regular basis to ensure that they have a clear understanding of their responsibilities and accountabilities. To support effective decision-making in their capacity as

DIRECTORS' REPORT

directors, the board considers the System of Internal Control, the bp Code of Conduct and the company's purpose and how it furthers the bp group's purpose, aims and ambitions.

- c. In accordance with the Policy, the board is supported by the System of Internal Control to identify opportunities to create and preserve value. Refer to the principal risks and uncertainties in the Strategic Report.
- d. Having regard to and fostering good stakeholder relationships. Refer to the company's section 172 statement in the Strategic Report for further information.

Auditors

Pursuant to section 487 of the Companies Act 2006, Deloitte LLP have expressed their willingness to continue in office as auditors and are therefore deemed reappointed as auditors.


Directors' statement as to the disclosure of information to the auditor

The directors who were members of the board at the time of approving the directors' report are listed on page 1. Having made enquiries of fellow directors and of the company's auditor, each of these directors confirms that:

- To the best of each director's knowledge and belief, there is no information relevant to the preparation of the auditor's report of which the company's auditor is unaware; and
- Each director has taken all the steps a director might reasonably be expected to have taken to be aware of relevant audit information and to establish that the company's auditor is aware of that information.

This confirmation is given and should be interpreted in accordance with section 418 of the Companies Act 2006.

Approved by the board of directors and signed on behalf of the board by:

DocuSigned by:

D9708EEC9EFF4C5...
J S Freeman
Director

September 6, 2023

Registered Office:

Chertsey Road
Sunbury on Thames
Middlesex
TW16 7BP
United Kingdom

**STATEMENT OF DIRECTORS' RESPONSIBILITIES IN RESPECT
OF THE FINANCIAL STATEMENTS**

BP EXPLORATION (CASPIAN SEA) LIMITED

The directors are responsible for preparing the Annual Report and the financial statements in accordance with applicable UK law and regulations.

Company law requires the directors to prepare financial statements for each financial year. Under that law the directors have elected to prepare the financial statements in accordance with United Kingdom Generally Accepted Accounting Practice (United Kingdom Accounting Standards and applicable law) including Financial Reporting Standard 101 'Reduced Disclosure Framework'. Under company law the directors must not approve the financial statements unless they are satisfied that they give a true and fair view of the state of affairs of the company and the profit or loss for that period. In preparing these financial statements, the directors are required to:

- select suitable accounting policies and then apply them consistently;
- make judgements and estimates that are reasonable and prudent;
- state whether applicable United Kingdom accounting standards have been followed, subject to any material departures disclosed and explained in the financial statements; and
- prepare the financial statements on the going concern basis unless it is inappropriate to presume that the company will continue in business.

The directors are responsible for keeping adequate accounting records that are sufficient to show and explain the company's transactions and disclose with reasonable accuracy at any time the financial position of the company and enable them to ensure that the financial statements comply with the Companies Act 2006. They are also responsible for safeguarding the assets of the company and hence for taking reasonable steps for the prevention and detection of fraud and other irregularities.

The directors confirm that they have complied with these requirements. Details of the directors' assessment of going concern are provided in the directors' report.

INDEPENDENT AUDITOR'S REPORT**TO THE MEMBERS OF BP EXPLORATION (CASPIAN SEA) LIMITED****Report on the audit of the financial statements****Opinion**

In our opinion the financial statements of BP Exploration (Caspian Sea) Limited ("the company"):

- give a true and fair view of the state of the company's affairs as at 31 December 2022 and of its profit for the year then ended;
- have been properly prepared in accordance with United Kingdom Generally Accepted Accounting Practice, including Financial Reporting Standard 101 "Reduced Disclosure Framework"; and
- have been prepared in accordance with the requirements of the Companies Act 2006.

We have audited the financial statements which comprise:

- the profit and loss account;
- the statement of comprehensive income;
- the balance sheet;
- the statement of changes in equity; and
- the related notes 1 to 23.

The financial reporting framework that has been applied in their preparation is applicable law and United Kingdom Accounting Standards, including Financial Reporting Standard 101 "Reduced Disclosure Framework" (United Kingdom Generally Accepted Accounting Practice).

Basis for opinion

We conducted our audit in accordance with International Standards on Auditing (UK) (ISAs (UK)) and applicable law. Our responsibilities under those standards are further described in the auditor's responsibilities for the audit of the financial statements section of our report.

We are independent of the company in accordance with the ethical requirements that are relevant to our audit of the financial statements in the UK, including the Financial Reporting Council's (the 'FRC's') Ethical Standard, and we have fulfilled our other ethical responsibilities in accordance with these requirements. We believe that the audit evidence we have obtained is sufficient and appropriate to provide a basis for our opinion.

Conclusions relating to going concern

In auditing the financial statements, we have concluded that the directors' use of the going concern basis of accounting in the preparation of the financial statements is appropriate.

Our evaluation of the directors' assessment of the company's ability to continue to adopt the going concern basis of accounting included:

- An assessment of whether material uncertainties existed that could cast significant doubt on the entity's ability to continue as a going concern for least 12 months after the date of approval of the financial statements;
- An assessment of the fund that can be made available to the company through bp group treasury channels;
- An assessment of the management's identified potential mitigating actions and the appropriateness of the inclusion of these in the going concern assessment;
- An assessment of the disclosures made within the financial statements.

Based on the work we have performed, we have not identified any material uncertainties relating to events or conditions that, individually or collectively, may cast significant doubt on the company's ability to continue as a going concern for a period of at least twelve months from when the financial statements are authorised for issue.

Our responsibilities and the responsibilities of the directors with respect to going concern are described in the relevant sections of this report.

Other information

The other information comprises the information included in the annual report, other than the financial statements and our auditor's report thereon. The directors are responsible for the other information contained within the annual report. Our opinion on the financial statements does not cover the other information and, except to the extent otherwise explicitly stated in our report, we do not express any form of assurance conclusion thereon.

INDEPENDENT AUDITOR'S REPORT

Our responsibility is to read the other information and, in doing so, consider whether the other information is materially inconsistent with the financial statements or our knowledge obtained in the course of the audit, or otherwise appears to be materially misstated. If we identify such material inconsistencies or apparent material misstatements, we are required to determine whether this gives rise to a material misstatement in the financial statements themselves. If, based on the work we have performed, we conclude that there is a material misstatement of this other information, we are required to report that fact.

We have nothing to report in this regard.

Responsibilities of directors

As explained more fully in the directors' responsibilities statement, the directors are responsible for the preparation of the financial statements and for being satisfied that they give a true and fair view, and for such internal control as the directors determine is necessary to enable the preparation of financial statements that are free from material misstatement, whether due to fraud or error.

In preparing the financial statements, the directors are responsible for assessing the company's ability to continue as a going concern, disclosing, as applicable, matters related to going concern and using the going concern basis of accounting unless the directors either intend to liquidate the company or to cease operations, or have no realistic alternative but to do so.

Auditor's responsibilities for the audit of the financial statements

Our objectives are to obtain reasonable assurance about whether the financial statements as a whole are free from material misstatement, whether due to fraud or error, and to issue an auditor's report that includes our opinion. Reasonable assurance is a high level of assurance, but is not a guarantee that an audit conducted in accordance with ISAs (UK) will always detect a material misstatement when it exists. Misstatements can arise from fraud or error and are considered material if, individually or in the aggregate, they could reasonably be expected to influence the economic decisions of users taken on the basis of these financial statements.

A further description of our responsibilities for the audit of the financial statements is located on the FRC's website at: www.frc.org.uk/auditorsresponsibilities. This description forms part of our auditor's report.

Extent to which the audit was considered capable of detecting irregularities, including fraud

Irregularities, including fraud, are instances of non-compliance with laws and regulations. We design procedures in line with our responsibilities, outlined above, to detect material misstatements in respect of irregularities, including fraud. The extent to which our procedures are capable of detecting irregularities, including fraud is detailed below.

We considered the nature of the company's industry and its control environment, and reviewed the company's documentation of their policies and procedures relating to fraud and compliance with laws and regulations. We also enquired of management and the directors about their own identification and assessment of the risks of irregularities, including those that are specific to the company's business sector.

We obtained an understanding of the legal and regulatory framework(s) that the company operates in, and identified the key laws and regulations that:

- had a direct effect on the determination of material amounts and disclosures in the financial statements. These included UK Companies Act, pensions legislation and tax legislation; and
- do not have a direct effect on the financial statements but compliance with which may be fundamental to the company's ability to operate or to avoid a material penalty. These included the company's operating licence, regulatory solvency requirements, and environmental regulations when they are applicable.

We discussed among the audit engagement team regarding the opportunities and incentives that may exist within the organisation for fraud and how and where fraud might occur in the financial statements.

As a result of performing the above, we identified a significant audit risk that revenue could be materially overstated, due to potential fraud, in the event that the transactions recorded did not actually occur. We performed substantive audit procedures to test all revenue transactions recorded by tracing volumes and prices to third-party external reports, comparatively analyzed sales price per barrel with the Brent crude market price, performed analytical review of the annual liftings with the bp net yearly export nomination by considering over-lifted volumes during the year.

INDEPENDENT AUDITOR'S REPORT

In common with all audits under ISAs (UK), we are also required to perform specific procedures to respond to the risk of management override. In addressing the risk of fraud through management override of controls, we tested the appropriateness of journal entries and other adjustments; assessed whether the judgements made in making accounting estimates are indicative of a potential bias; and evaluated the business rationale of any significant transactions that are unusual or outside the normal course of business.

In addition to the above, our procedures to respond to the risks identified included the following:

- reviewing financial statement disclosures by testing to supporting documentation to assess compliance with provisions of relevant laws and regulations described as having a direct effect on the financial statements;
- performing analytical procedures to identify any unusual or unexpected relationships that may indicate risks of material misstatement due to fraud;
- enquiring of management, and in-house legal counsel concerning actual and potential litigation and claims, and instances of non-compliance with laws and regulations; and
- reading minutes of meetings of those charged with governance and reviewing correspondence with HMRC & the licensing authority.

Report on other legal and regulatory requirements**Opinions on other matters prescribed by the Companies Act 2006**

In our opinion, based on the work undertaken in the course of the audit:

- the information given in the strategic report and the directors' report for the financial year for which the financial statements are prepared is consistent with the financial statements; and
- the strategic report and the directors' report have been prepared in accordance with applicable legal requirements.

In the light of the knowledge and understanding of the company and its environment obtained in the course of the audit, we have not identified any material misstatements in the strategic report or the directors' report.

Matters on which we are required to report by exception


Under the Companies Act 2006 we are required to report in respect of the following matters if, in our opinion:

- adequate accounting records have not been kept, or returns adequate for our audit have not been received from branches not visited by us; or
- the financial statements are not in agreement with the accounting records and returns; or
- certain disclosures of directors' remuneration specified by law are not made; or
- we have not received all the information and explanations we require for our audit.

We have nothing to report in respect of these matters.

Use of our report

This report is made solely to the company's members, as a body, in accordance with Chapter 3 of Part 16 of the Companies Act 2006. Our audit work has been undertaken so that we might state to the company's members those matters we are required to state to them in an auditor's report and for no other purpose. To the fullest extent permitted by law, we do not accept or assume responsibility to anyone other than the company and the company's members as a body, for our audit work, for this report, or for the opinions we have formed.

DocuSigned by:

 28C58A16CE08452
 Bevan Whitehead
 (Senior Statutory Auditor)
 for and on behalf of Deloitte LLP
 Statutory Auditor
 London, United Kingdom

September 6, 2023

PROFIT AND LOSS ACCOUNT**FOR THE YEAR ENDED 31 DECEMBER 2022****BP EXPLORATION (CASPIAN SEA) LIMITED**

		<u>2022</u>	<u>2021</u>
	Note	\$000	\$000
Turnover	3	1,674,549	1,346,287
Cost of sales		<u>(993,004)</u>	<u>(980,117)</u>
Gross profit		681,545	366,170
Exploration expenses		(763)	(938)
Administrative expenses		(40,296)	(32,496)
Other operating income		<u>54,850</u>	<u>60,880</u>
Operating profit	4	695,336	393,616
Interest receivable and similar income	6	49,795	3,080
Interest payable and similar expenses	7	<u>(42,413)</u>	<u>(51,816)</u>
Profit before taxation		702,718	344,880
Tax on profit	8	<u>(183,399)</u>	<u>(128,154)</u>
Profit for the financial year		<u>519,319</u>	<u>216,726</u>

The profit of \$519,319,000 for the year ended 31 December 2022 was derived in its entirety from continuing operations.

STATEMENT OF COMPREHENSIVE INCOME**FOR THE YEAR ENDED 31 DECEMBER 2022**

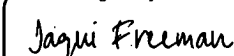
	<u>2022</u>	<u>2021</u>
	\$000	\$000
Profit for the year	519,319	216,726
Items that may be reclassified subsequently to profit or loss		
Re-measurements of the net pension and other post-retirement benefit	<u>(1,447)</u>	<u>126</u>
Other comprehensive (loss) / income for the year net of tax	<u>(1,447)</u>	<u>126</u>
Total comprehensive income for the year	<u>517,872</u>	<u>216,852</u>

BALANCE SHEET**AS AT 31 DECEMBER 2022****BP EXPLORATION (CASPIAN SEA) LIMITED****(Registered No.00404347)**

	Note	2022 \$000	2021 \$000
Fixed assets			
Intangible assets	10	1,301	1,088
Tangible assets	11	5,283,502	5,648,910
Investments		8	8
		<u>5,284,811</u>	<u>5,650,006</u>
Current assets			
Stocks	12	72,393	73,528
Debtors	13	267,817	2,603,735
Debtors – amounts falling due:			
within one year	13	251,646	89,248
after one year	13	16,171	2,514,487
Cash at bank and in hand		471,157	455,807
		<u>811,367</u>	<u>3,133,070</u>
Creditors: amounts falling due within one year	14	(806,363)	(830,966)
Lease liabilities		<u>(61,825)</u>	<u>(68,412)</u>
Net current assets / (liabilities)		<u>(56,821)</u>	<u>2,233,692</u>
TOTAL ASSETS LESS CURRENT LIABILITIES		<u>5,227,990</u>	<u>7,883,698</u>
Creditors: amounts falling due after more than one year	14	(343,448)	(507,727)
Lease liabilities		<u>(87,991)</u>	<u>(95,934)</u>
Provisions for liabilities and charges			
Deferred tax liability	8	(430,406)	(450,193)
Other provisions	17	(865,702)	(996,483)
Defined benefit pension plan deficits		(219)	(1,009)
NET ASSETS		<u>3,500,224</u>	<u>5,832,352</u>
Capital and reserves			
Called up share capital	18	4,969	8,401
Share premium account	19	1,000,000	5,242,874
Other reserves		61,215	62,662
Profit and loss account	19	2,434,040	518,415
TOTAL EQUITY		<u>3,500,224</u>	<u>5,832,352</u>

Approved by the board of directors and signed on behalf of the board by:

DocuSigned by:



09708EEC9EFF4C5...

JS Freeman

Director

September 6, 2023

STATEMENT OF CHANGES IN EQUITY
FOR THE YEAR ENDED 31 DECEMBER 2022
BP EXPLORATION (CASPIAN SEA) LIMITED

	Called up share capital (Note 18)	Share premium account (Note 19)	Other reserves	Profit and loss account (Note 19)	Total
	\$000	\$000	\$000	\$000	\$000
Balance at 1 January 2021	8,401	5,242,874	62,536	646,689	5,960,500
Profit for the financial year	—	—	—	216,726	216,726
Other comprehensive income for the year	—	—	126	—	126
Total comprehensive income for the year	—	—	126	216,726	216,852
Dividends paid	—	—	—	(345,000)	(345,000)
Balance at 31 December 2021	8,401	5,242,874	62,662	518,415	5,832,352
Balance at 1 January 2022	8,401	5,242,874	62,662	518,415	5,832,352
Profit for the financial year	—	—	—	519,319	519,319
Other comprehensive income for the year	—	—	(1,447)	—	(1,447)
Total comprehensive income for the year	—	—	(1,447)	519,319	517,872
Share capital adjustment ^a	(3,432)	(4,242,874)	—	4,246,306	—
Dividends paid	—	—	—	(2,850,000)	(2,850,000)
Balance at 31 December 2022	4,969	1,000,000	61,215	2,434,040	3,500,224

^a Re-denomination of 4,969,221 ordinary shares from £1.00 per share to \$1.146 per share and further reduction of 4,969,221 shares from \$1.146 per share to \$1.00 per share. Reduction in share premium from \$5,242,874,000 to \$1,000,000,000. This was recommended to generate distributable reserves and to simplify the equity structure to pay \$2.5 billion loan deposit as a dividend in 2022.

DTT

NOTES TO THE FINANCIAL STATEMENTS**FOR THE YEAR ENDED 31 DECEMBER 2022****BP EXPLORATION (CASPIAN SEA) LIMITED****1. Authorization of financial statements and statement of compliance with Financial Reporting Standard 101 Reduced Disclosure Framework (FRS 101)**

The financial statements of BP Exploration (Caspian Sea) Limited for the year ended 31 December 2022 were approved by the board of directors on 04/09/2023 and the balance sheet was signed on the board's behalf by J S Freeman. BP Exploration (Caspian Sea) Limited is a private company, limited by shares incorporated, domiciled and registered in England and Wales (registered number 00404347) under the Companies Act 2006. The company's registered office is at Chertsey Road, Sunbury on Thames, Middlesex, TW16 7BP United Kingdom. These financial statements were prepared in accordance with Financial Reporting Standard 101 'Reduced Disclosure Framework' (FRS 101) and the provisions of the Companies Act 2006.

2. Significant accounting policies, judgements, estimates and assumptions

The significant accounting policies and critical accounting judgements, estimates and assumptions of the company are set out below.

Basis of preparation

These financial statements have been prepared in accordance with FRS 101. The financial statements have been prepared under the historical cost convention. Historical cost is generally based on the fair value of the consideration given in exchange for the assets.

The accounting policies that follow have been consistently applied to all years presented, except where otherwise indicated.

These financial statements are separate financial statements. The company has taken advantage of the exemption under s400 of the Companies Act 2006 not to prepare consolidated financial statements, because it is included in the group financial statements of BP p.l.c. Details of the parent in whose consolidated financial statements the company is included are shown in Note 23 to the financial statements.

The company meets the definition of a qualifying entity under FRS 100 'Application of Financial Reporting Requirements' issued by the FRC. Accordingly, these financial statements were prepared under the historical cost convention in accordance with Financial Reporting Standard 101 Reduced Disclosure Framework and the Companies Act 2006. As permitted by FRS 101, the company has taken advantage of the disclosure exemptions available under that standard in relation to:

- (a) the requirements of paragraphs 10(d), 10(f), 16, 38A, 38B, 38C, 38D, 40A, 40B, 40C, 40D, 111 and 134 to 136 of IAS 1 Presentation of Financial Statements;
- (b) the requirement in paragraph 38 of IAS 1 Presentation of Financial Statements to present comparative information in respect of:
 - (i) paragraph 79(a)(iv) of IAS 1;
 - (ii) paragraph 73(e) of IAS 16 Property, Plant and Equipment;
 - (iii) paragraph 118(e) of IAS 38 Intangible Assets;
- (c) the requirements of IAS 7 Statement of Cash Flows;
- (d) the requirements of paragraphs 30 and 31 of IAS 8 Accounting Policies, Changes in Accounting Estimates and Errors in relation to standards not yet effective;
- (e) the requirements of paragraph 17 and 18A of IAS 24 Related Party Disclosures;

NOTES TO THE FINANCIAL STATEMENTS

2. Significant accounting policies, judgements, estimates and assumptions (continued)

Basis of preparation (continued)

- (f) the requirements of IAS 24 Related Party Disclosures to disclose related party transactions entered into between two or more members of a group, provided that any subsidiary which is a party to the transaction is wholly owned by such a member;
- (g) the requirements of paragraphs 130(f)(ii), 130(f)(iii), 134(d) to 134(f) and 135(c)-135(e) of IAS 36, Impairment of Assets;
- (h) the requirements of paragraphs 45(b) and 46 to 52 of IFRS 2 'Share-based Payment';
- (i) the requirement of the second sentence of paragraph 110 and paragraphs 113(a), 114, 115, 118, 119(a) to (c), 120 to 127 and 129 of IFRS 15 Revenue from Contracts with Customers;;
- (j) The requirements of paragraph 52, the second sentence of paragraph 89, and paragraphs 90, 91 and 93 of IFRS 16 Leases;
- (k) The requirements of paragraph 58 of IFRS 16 Leases, provided that the disclosure of details of indebtedness required by paragraph 61(1) of Schedule 1 to the Regulations is presented separately for lease liabilities and other liabilities, and in total.

Where required, equivalent disclosures are given in the group financial statements of BP p.l.c. The group financial statements of BP p.l.c. are available to the public and can be obtained as set out in Note 23.

The financial statements are presented in US dollars and all values are rounded to the nearest thousand dollars (\$000), except where otherwise indicated.

Significant accounting policies: use of judgements, estimates and assumptions

Inherent in the application of many of the accounting policies used in preparing the financial statements is the need for management to make judgements, estimates and assumptions that affect the reported amounts of assets and liabilities at the date of the financial statements and the reported amounts of revenues and expenses during the period. Actual outcomes could differ from the estimates and assumptions used.

The accounting judgements and estimates that have a significant impact on the results of the company are set out within the following paragraphs, and should be read in conjunction with the information provided in the Notes to the financial statements.

The areas requiring the most significant judgement and estimation in the preparation of the financial statements are: the recoverability of asset carrying values, including the estimation of reserves; and decommissioning provisions and taxation.

Judgements and estimates, not all of which are significant, made in assessing the current economic and geopolitical environment, and climate change and the transition to a lower carbon economy on the financial statements are also set out in the following paragraph. Where an estimate has a significant risk of resulting in a material adjustment to the carrying amounts of assets and liabilities within the next financial year this is specifically noted within the following paragraphs.

NOTES TO THE FINANCIAL STATEMENTS

2. Significant accounting policies, judgements, estimates and assumptions (continued)***Judgements and estimates made in assessing the impact of climate change and the transition to a lower carbon economy***

Climate change, the energy transition, bp's strategy to 2030 and ambition to become a net-zero company by 2050 or sooner were considered in preparing the financial statements. These issues may also have significant impacts on the currently reported amounts of the company's assets and liabilities discussed below as well as similar assets and liabilities that may be recognized in the future. bp's assumptions for investment appraisal help create an investment decision making framework for currently unsanctioned future capital expenditure on property, plant and equipment, and intangibles including exploration and appraisal assets, that is designed to support the effective and resilient implementation of bp's strategy. The price assumptions used for investment appraisal include oil and gas price assumptions, which are producer prices and are therefore net of any future carbon prices that the purchaser may be required to pay, and an assumption of a single carbon emissions cost imposed on the producer in respect of operational greenhouse gas (GHG) emissions (carbon dioxide and methane) in order to incentivize engineering solutions to mitigate GHG emissions on projects. bp's oil and gas price assumptions for value-in-use impairment testing are aligned with those investment appraisal assumptions, except for 2023 oil and gas prices which reflect near-term market conditions. The assumptions for future carbon emissions costs in value-in-use impairment testing differ from the investment appraisal assumptions and are described below.

Impairment of property, plant and equipment

The energy transition is likely to impact the future prices of commodities such as oil and natural gas which in turn may affect the recoverable amount of property, plant and equipment in the oil and gas industry. bp's best estimate oil and natural gas price assumptions for value-in-use impairment testing were revised during 2022. Prices are disclosed in real 2021 terms. The Brent oil assumption from 2024 to 2030 was increased to \$70 per barrel to reflect near-term supply constraints before steadily declining to \$45 per barrel by 2050 continuing to reflect the assumption that as the energy system decarbonizes, falling oil demand will cause oil prices to decline. The revised assumptions sit within the range of external scenarios considered by management and are in line with a range of transition paths consistent with the temperature goal of the Paris climate change agreement, of holding the increase in the global average temperature to well below 2°C above pre-industrial levels and pursuing efforts to limit the temperature increase to 1.5°C above pre-industrial levels.

The group's investment appraisal process includes a single carbon emissions price assumption for the investment economics which is applied to bp's anticipated share of bp's forecast of the investments assets' scope 1 and 2 GHG emissions where they exceed defined thresholds, and is assumed to be payable by bp as the producer. However, for value-in-use impairment testing on bp's existing cash generating units (CGUs), consistent with all other relevant cash flows estimated, bp is required to reflect management's best estimate of any expected applicable carbon emission costs payable by bp, including where bp is not the operator, in the future for each jurisdiction in which the group has interests. This requires management's best estimate of how future changes to relevant carbon emission cost policies and/or legislation are likely to affect the future cash flows of the group's applicable CGUs, whether currently enacted or not. Future potential carbon pricing and/or costs of carbon emissions allowances are included in the value-in-use calculations to the extent management has sufficient information to make such an estimate. Currently this results in limited application of carbon price assumptions in value-in-use impairment tests given that carbon pricing legislation in most impacted jurisdictions where the group has interests is not in place and there is not sufficient information available as to the relevant policy makers' future intentions regarding carbon pricing to support an estimate. Where management consider that the outcome of a value-in-use impairment test could be significantly affected by a carbon price in place in any jurisdiction, this is incorporated into the value-in use impairment testing cash flows.

DTT

NOTES TO THE FINANCIAL STATEMENTS

2. Significant accounting policies, judgements, estimates and assumptions (continued)

However, as bp's forecast future prices are producer prices, the group considers it reasonable to assume that if, in addition to the costs already in place, further scope 1 and 2 emission costs were partially to be borne directly by oil and gas producers including bp in future and the prevalence of such costs were to become widespread, the gross oil and gas prices realised by producers would be correspondingly higher over the long term, resulting in no expected overall materially negative impacts on the group's net cash flows. See significant judgements and estimates: recoverability of asset carrying values for further information including sensitivity analysis in relation to reasonably possible changes in the price assumptions and carbon costs.

Production assumptions within upstream property, plant and equipment value-in-use impairment tests reflect management's current best estimate of future production of the existing upstream portfolio. The group sees the expected reduction in upstream hydrocarbon production by around 25% by 2030 being achieved through future active management, including divestments and high-grading of the portfolio. Changes in upstream production since 2019 will be included in the best estimate to the extent the divestments have been announced or completed however, as the specific future changes to the remainder of the portfolio are not yet known, the current best estimate used for accounting purposes does not include the full extent of the expected upstream production reduction. See significant judgements and estimates: recoverability of asset carrying values for sensitivity analyses in relation to reasonably possible changes in production for upstream oil and gas properties respectively.

Management will continue to review price assumptions as the energy transition progresses and this may result in impairment charges in the future.

Property, plant and equipment – depreciation and expected useful lives

The energy transition may curtail the expected useful lives of oil and gas industry assets thereby accelerating depreciation charges.

However, the significant majority of the company's property, plant and equipment is likely to be fully depreciated by the end of PSA and as outlined in bp's strategy, oil production will remain an important part of bp's business activities over that period.

Therefore, management does not expect the useful lives of the company's reported property, plant and equipment to change and do not consider this to be a significant accounting judgement or estimate. Significant capital expenditure is still required for ongoing projects as well as renewal and/or replacement of aged assets and therefore the useful lives of future capital expenditure may be different. See significant accounting policy: property, plant and equipment for more information.

Provisions: decommissioning

The energy transition may bring forward the decommissioning of oil and gas industry assets thereby increasing the present value of associated decommissioning provisions. Decommissioning cost estimates are based on the known regulatory and external environment. These cost estimates may change in the future, including as a result of the transition to a lower carbon economy.

The majority of bp's existing upstream oil and gas properties are expected to start decommissioning within the next two decades. bp's expectation to reduce its upstream hydrocarbon production by around 25% by 2030 is expected to be achieved through future active management, including divestments, and high-grading of the portfolio. Any resulting increases or decreases to the weighted average timing of decommissioning will be driven by the profile of assets held in the revised portfolio. Currently, the expected timing of decommissioning expenditures for the upstream oil and gas assets in the group's portfolio has not materially been brought forward. Management does not expect a reasonably possible change of two years in the expected timing of all decommissioning to have a material effect on the upstream decommissioning provisions, assuming cash flows remain unchanged.

Management will continue to review facts and circumstances to assess if decommissioning provisions need to be recognized. See significant judgements and estimates: provisions for further information.

NOTES TO THE FINANCIAL STATEMENTS

2. Significant accounting policies, judgements, estimates and assumptions (continued)

Judgements and estimates made in assessing the impact of the geopolitical and economic environment

In preparing the financial statements, the following areas involving judgement and estimates were identified as most relevant with regards to the impact of the current geopolitical and economic environment.

Oil price assumptions

The near-term oil price assumptions applied in value-in-use impairment testing have been increased to reflect current supply constraints. See significant judgements and estimates: recoverability of asset carrying values for further information.

Discount rate assumptions

The discount rates used for impairment sensitivity testing and provisions were reassessed during the year in light of changing economic and geopolitical outlooks. Impairment discount rates were also increased from those reported in 2021. See significant judgements and estimates: recoverability of asset carrying values and provisions for further information.

Significant accounting policies

Going concern

The directors consider it appropriate to adopt the going concern basis of accounting in preparing the financial statements. The current economic and geopolitical environment were considered as part of the going concern assessment.

Liquidity and financing is managed within the bp group under pooled group-wide arrangements which include the company. As part of the going concern basis of preparation for the company, the ability and intent of the bp group to support the company has also been taken into consideration. The most recent bp group financial statements continue to be prepared on a going concern-basis. Forecast liquidity of the bp group has been assessed under a number of stressed scenarios, including a significant decline in oil prices over the 12-month period from the date these financial statements were approved. Reverse stress tests performed indicated that the bp group will continue to operate as a going concern for at least 12 months from the date of approval of the financial statements even if the Brent price fell to zero. In addition, bp group management have confirmed the existing intra-group funding and liquidity arrangements as currently constituted are expected to be maintained for the foreseeable future, being no less than twelve months from the approval of these financial statements. No material uncertainties over going concern or significant judgements or estimates on the assessment were identified. Accordingly, the company will be able to draw on support from the bp group for the foreseeable future and these financial statements have therefore been prepared on a going concern basis.

BP Exploration (Caspian Sea) Limited is engaged in the production and selling of oil within the bp group.

The company is a party to ACG PSA in the Azerbaijan sector of the Caspian Sea, with a participating interest of 30.37%.

BP Exploration (Caspian Sea) Limited is self-sufficient and generates cash independently. The company is a wholly owned affiliate of BP p.l.c. and can request funds from BP International Limited if required.

In assessing the prospects of BP Exploration (Caspian Sea) Limited, the directors noted that such assessment is subject to a degree of uncertainty that can be expected to increase looking out over time and, accordingly, that future outcomes cannot be guaranteed or predicted with certainty.

NOTES TO THE FINANCIAL STATEMENTS

2. Significant accounting policies, judgements, estimates and assumptions (continued)

Significant accounting policies (continued)

Going concern (continued)

Having a reasonable expectation that the company has adequate resources to continue in operational existence for at least the next 12 months from the date these financial statements were approved, the directors consider it appropriate to continue to adopt the going concern basis of accounting in preparing the financial statements.

Foreign currency

The functional and presentation currency of the financial statements is US dollars. The functional currency is the currency of the primary economic environment in which an entity operates and is normally the currency in which the entity primarily generates and expends cash.

Transactions in foreign currencies are initially recorded in the functional currency by applying the rate of exchange ruling at the date of the transaction. Where this is not practical and exchange rates do not fluctuate materially the average rate has been used. Monetary assets and liabilities denominated in foreign currencies are retranslated into the functional currency at the spot exchange on the balance sheet date. Any resulting exchange differences are included in the profit and loss account, unless hedge accounting is applied. Non-monetary assets and liabilities, other than those measured at fair value, are not retranslated subsequent to initial recognition.

Tangible assets

Tangible assets owned by the company are stated at cost, less accumulated depreciation and accumulated impairment losses. The initial cost of an asset comprises its purchase price or construction cost, any costs directly attributable to bringing the asset into the location and condition necessary for it to be capable of operating in the manner intended by management, the initial estimate of any decommissioning obligation, if any, and, for assets that necessarily take a substantial period of time to get ready for their intended use, directly-attributable finance costs. The purchase price or construction cost is the aggregate amount paid and the fair value of any other consideration given to acquire the asset.

Exchanges of assets are measured at fair value unless the exchange transaction lacks commercial substance or the fair value of neither the asset received nor the asset given up is reliably measurable. The cost of the acquired asset is measured at the fair value of the asset given up, unless the fair value of the asset received is more clearly evident. Where fair value is not used, the cost of the acquired asset is measured at the carrying amount of the asset given up. The gain or loss on derecognition of the asset given up is recognized in profit or loss.

Expenditure on major maintenance refits or repairs comprises the cost of replacement assets or parts of assets, inspection costs and overhaul costs. Where an asset or part of an asset that was separately depreciated is replaced and it is probable that future economic benefits associated with the item will flow to the company, the expenditure is capitalized and the carrying amount of the replaced asset is derecognized. Inspection costs associated with major maintenance programmes are capitalized and amortized over the period to the next inspection. Overhaul costs for major maintenance programmes, and all other maintenance costs are expensed as incurred.

Expenditure on the construction, installation and completion of infrastructure facilities such as platforms, pipelines and the drilling of development wells, including service and unsuccessful development or delineation wells, is capitalized within property, plant and equipment and is depreciated from the commencement of production.

NOTES TO THE FINANCIAL STATEMENTS

2. Significant accounting policies, judgements, estimates and assumptions (continued)

Significant accounting policies (continued)

Tangible assets (continued)

Oil and natural gas properties, including related pipelines, are depreciated using a unit-of-production method. The cost of producing wells is amortized over proved developed reserves. Licence acquisition, common facilities and future decommissioning costs are amortized over total proved reserves. The unit-of-production rate for the depreciation of common facilities takes into account expenditures incurred to date, together with estimated future capital expenditure expected to be incurred relating to as yet undeveloped reserves expected to be processed through these common facilities.

Tangible assets are depreciated on a straight-line basis over their expected useful lives. The typical useful lives of the company's tangible assets are as follows:

Land and buildings	42 years
Plant and machinery	4 years
Pipelines	27 years
Fixtures and fittings	4 years

The expected useful lives and depreciation method of tangible assets are reviewed on an annual basis and, if necessary, changes in useful lives or the depreciation method are accounted for prospectively.

The carrying amounts of tangible assets are reviewed for impairment whenever events or changes in circumstances indicate the carrying value may not be recoverable.

An item of tangible assets is derecognized upon disposal or when no future economic benefits are expected to arise from the continued use of the asset. Any gain or loss arising on derecognition of the asset (calculated as the difference between the net disposal proceeds and the carrying amount of the item) is included in the profit and loss account in the period in which the item is derecognized.

Impairment of intangible and tangible assets

The company assesses assets or groups of assets, called cash-generating units (CGUs) for impairment whenever events or changes in circumstances indicate that the carrying value of an asset may not be recoverable, for example, changes in the company's business plans, changes in commodity prices, evidence of physical damage or, for oil and gas assets, significant downward revisions of estimated reserves or increases in estimated future development expenditure or decommissioning costs. If any such indication of impairment exists, the company makes an estimate of the asset's recoverable amount. Individual assets are grouped for impairment assessment purposes at the lowest level at which there are identifiable cash flows that are largely independent of the cash flows of other groups of assets. An asset group's recoverable amount is the higher of its fair value less costs to sell and its value in use. If it is probable that the value of the CGU will primarily be recovered through a disposal transaction, the expected disposal proceeds are considered in determining the recoverable amount. Where the carrying amount of an asset group exceeds its recoverable amount, the asset group is considered impaired and is written down to its recoverable amount.

NOTES TO THE FINANCIAL STATEMENTS

2. Significant accounting policies, judgements, estimates and assumptions (continued)

Significant accounting policies (continued)

Impairment of intangible and tangible assets (continued)

The business segment plans, which are approved on an annual basis by senior management, are the primary source of information for the determination of value in use. They contain forecasts for oil production, power generation, revenues, costs and capital expenditure. Carbon taxes and costs of emissions allowances are also included in estimates of future cash flows, based on the regulatory environment in each jurisdiction in which the group operates. As an initial step in the preparation of these plans, various assumptions regarding market conditions, such as oil prices, cost inflation rates are set by senior management. These assumptions take account of existing prices, global supply-demand equilibrium for oil and other macroeconomic factors and historical trends and variability. In assessing value in use, the estimated future cash flows are adjusted for the risks specific to the asset group that are not reflected in the discount rate and are discounted to their present value typically using a pre-tax discount rate that reflects current market assessments of the time value of money.

Fair value less costs of disposal is the price that would be received to sell the asset in an orderly transaction between market participants and does not reflect the effects of factors that may be specific to the entity and not applicable to entities in general. In limited circumstances where recent market transactions are not available for reference, discounted cash flow techniques are applied. Where discounted cash flow analyses are used to calculate fair value less costs of disposal, estimates are made about the assumptions market participants would use when pricing the asset, CGU or group of CGUs containing goodwill and the test is performed on a post-tax basis.

An assessment is made at each reporting date as to whether there is any indication that previously recognized impairment losses may no longer exist or may have decreased. If such an indication exists, the recoverable amount is estimated. A previously recognized impairment loss is reversed only if there has been a change in the estimates used to determine the asset's or CGU's recoverable amount since the last impairment loss was recognized. If that is the case, the carrying amount of the asset or CGU is increased to its recoverable amount. That increased amount cannot exceed the carrying amount that would have been determined, net of depreciation, had no impairment loss been recognized for the asset or CGU in prior years. Such reversal is recognized in profit or loss. After such a reversal, the depreciation charge is adjusted in future years to allocate the asset's or CGU's revised carrying amount, less any residual value, on a systematic basis over its remaining useful life.

Significant judgements and estimates: recoverability of asset carrying values

Determination as to whether, and by how much, an asset or CGU is impaired involves management estimates. For this company, the oil price forecast, discount rate and production profiles based on reserves that the impairment valuation is most sensitive to, are considered to be key estimates for the entity's single ACG CGU. Operating and capital expenses and outlook for global or regional market supply-and-demand conditions for crude oil and refined products are all considered to be other, but not key, estimates.

The estimates for assumptions made in impairment sensitivity tests in 2022 relating to discount rates, oil and gas properties and prices are discussed below.

Discount rates

For value in use calculations, future cash flows are adjusted for risks specific to the CGU. Value-in-use calculations are typically discounted using a pre-tax discount rate based upon the cost of funding the bp group derived from an established model, adjusted to a pre-tax basis and incorporating a market participant capital structure and country risk premiums.

NOTES TO THE FINANCIAL STATEMENTS

2. Significant accounting policies, judgements, estimates and assumptions (continued)

Significant accounting policies (continued)

Impairment of intangible and tangible assets (continued)

The discount rates applied in impairment tests are reassessed each year and in 2022 the pre-tax discount rate used by the company was 9% (2021 8%).

Oil properties

For oil properties, the expected future cash flows are estimated using management's best estimate of future oil prices and reserves volumes which are the key estimates for this entity.

Production forecast assumptions for value-in-use tests reflect the reserves that management currently intend to develop.

In 2022, the company identified oil properties relating to the entity's single ACG CGU with carrying amounts totalling \$5.3 billion (2021 \$5.7 billion) where the headroom, as at the dates of the last impairment sensitivity test performed on those assets at 31 December 2022, was \$36 million which is less than 20% of the carrying value. A change in the discount rate, reserves or the oil price assumptions in the next financial year may result in a recoverable amount of one or more of these assets above or below the current carrying amount and therefore there is a significant risk of impairment charges in that period.

Information on the carrying amounts of the company's oil properties, together with the amounts recognized as depreciation, depletion and amortization is contained in Note 11.

Oil prices

The price assumptions used for value in use impairment testing are based on those used for investment appraisal. bp's carbon emissions cost assumptions and their interrelationship with oil and gas prices are described in 'Judgements and estimates made in assessing the impact of climate change and the transition to a lower carbon economy' on page 24. The investment appraisal price assumptions are recommended by the senior vice president economic & energy insights after considering a range of external price sets, and supply and demand profiles associated with various energy transition scenarios. They are reviewed and approved by management. As a result of the current uncertainty over the pace of transition to lower-carbon supply and demand and the social, political and environmental actions that will be taken to meet the goals of the Paris climate change agreement, the scenarios considered include those where those goals are met as well as those where they are not met.

During the year, bp's price assumptions applied in value-in-use impairment sensitivity testing (in real 2021 terms) for Brent oil from 2024 up to 2030 was increased to \$70 per barrel to reflect near term supply constraints before steadily declining to \$45 per barrel by 2050 continuing to reflect the assumption that as the energy system decarbonises, falling oil demand will cause oil prices to decline. A summary of the group's revised price assumptions for Brent oil, applied in 2022 and 2021, in real 2021 terms, is provided below. The assumptions represent management's best estimate of future prices at the balance sheet date, which sit within the range of external scenarios considered as appropriate for the purpose. They are considered by bp to be in line with a range of transition paths consistent with the temperature goal of the Paris climate change agreement, of holding the increase in the global average temperature to well below 2°C above pre-industrial levels and pursuing efforts to limit the temperature increase to 1.5°C above pre-industrial levels. However, they do not correspond to any specific Paris-consistent scenario. An inflation rate of 2% (2021 2%) is applied to determine the price assumptions in nominal terms.

NOTES TO THE FINANCIAL STATEMENTS

2. Significant accounting policies, judgements, estimates and assumptions (continued)

Significant accounting policies (continued)

Impairment of intangible and tangible assets (continued)

2022 price assumptions	2023	2025	2030	2040	2050
Brent oil (\$/bbl)	77	70	70	58	45
2021 price assumptions	2022	2025	2030	2040	2050
Brent oil (\$/bbl)	71	61	61	56	46

Global oil production increased by 4.9% in 2022. Despite western sanctions on Russian oil exports, Russian export volumes remain at 97% of pre-invasion levels, as oil shipments to the EU and OECD Asian countries are redirected to China, India, and Turkey. Global oil demand continued its post-COVID-19 recovery, increasing by 2.3% in 2022. Europe's energy crisis, a strong US dollar, and persistent COVID-19 lockdowns in China all contributed to slower energy demand growth and weaker oil demand growth. Brent increased by \$30 per barrel in 2022 as a result of the rebound in oil demand and the oil risk premium associated with the Russia-Ukraine war. bp's long-term assumption for oil prices is lower than the 2022 price average, based on the judgement that, in the long term, oil demand is likely to fall so that the price levels needed to encourage sufficient investment to meet declining global oil demand is also lower.

Oil reserves

In addition to oil prices, significant technical and commercial assessments are required to determine the group's estimated oil reserves. Reserves estimates are regularly reviewed and updated. Factors such as the availability of geological and engineering data, reservoir performance data, acquisition and divestment activity and drilling of new wells all impact on the determination of the company's estimates of its oil reserves. bp bases its reserves estimates on the requirement of reasonable certainty with rigorous technical and commercial assessments based on conventional industry practice and regulatory requirements.

Reserves assumptions for value-in-use tests reflect the reserves that management currently intend to develop. The recoverable amount of oil properties is determined using a combination of inputs including reserves and production volumes. Risk factors may be applied to reserves which do not meet the criteria to be treated as proved or probable.

Sensitivity analyses

Management considers discount rates, oil prices and production to be the key sources of estimation uncertainty in determining the recoverable amount of upstream oil and gas assets. The sensitivity analyses below, in addition to covering the key sources of estimation uncertainty, also indicate how the energy transition, potential future carbon emissions costs and/or reduced demand for oil may further impact forecast revenue cash inflows to a greater extent than currently anticipated in the group's value-in-use estimates for oil and gas CGUs, if carbon emissions costs were to be implemented as a deduction against revenue cash flows. The analyses therefore represents a net revenue sensitivity.

A change in net revenue from upstream oil properties can arise either due to changes in oil prices, carbon emissions costs/carbon prices, changes in oil production, or a combination of these.

Management tested the impact of a change in revenue cash flows in value-in-use impairment testing arising from changes in price assumptions and/or production volumes up to an individual effect on revenue of 10%.

NOTES TO THE FINANCIAL STATEMENTS

2. Significant accounting policies, judgements, estimates and assumptions (continued)

Significant accounting policies (continued)

Impairment of intangible and tangible assets (continued)

Both production and price reduction of 10% in isolation could indicatively lead to a reduction in the carrying amount of the Company's Upstream oil properties around \$606 million, whereas the same percentage increase would not impact the carrying amount as there are no previous impairments to be reversed. If this net revenue reduction was solely due to reductions in oil prices in isolation, it reflects an indicative decrease in the carrying amount of using price assumptions for Brent oil trending broadly towards the bottom of the range of prices associated with a pre-publication version of the World Business Council for Sustainable Development (WBCSD) 'family' of scenarios considered to be consistent with limiting global average temperature to 1.5°C above pre-industrial levels.

These sensitivity analyses do not, however, represent management's best estimate of any impairment charges that might be recognized as they do not fully incorporate consequential changes that may arise, such as changes in costs and business plans and phasing of development. For example, costs across the industry are more likely to decrease as oil and natural gas prices fall. The analyses also assume the impact of increases in carbon price on operational GHG emissions are fully absorbed as a decrease in net revenue (and vice versa) rather than reflecting how carbon prices or other carbon emissions costs may ultimately be incorporated by the market. The above sensitivity analyses therefore also do not reflect a linear relationship between net revenue and value that can be extrapolated. The interdependency of these inputs and risk factors plus the diverse characteristics of the company's upstream oil properties limits the practicability of estimating the probability or extent to which the overall recoverable amount is impacted by changes to the price assumptions or production volumes.

Management also tested the impact of a one percentage point change in the discount rate used for value-in-use impairment testing of upstream oil properties. This level of change reflects past experience of a reasonable change in rate that could arise within the next financial year. If the discount rate was one percentage point higher across the tests performed, the value-in-use of the Company's Upstream oil properties would have been approximately \$338 million lower, which would eliminate the headroom of \$36 million and the remainder would impact the carrying amount of estimated headroom and there would be an impact on the carrying amount of the Company's Upstream oil properties. If the discount rate was one percentage point lower, there would be no impact on carrying amounts as there are no previous impairments to be reversed.

Stock

Stocks, other than stocks held for trading purposes, are stated at the lower of cost and net realizable value. Cost is typically determined by the first-in first-out method and comprises direct purchase costs, cost of production, transportation and manufacturing expenses. Net realizable value is based on estimated selling price less any further costs expected to be incurred to completion and disposal. Net realizable value is determined by reference to prices existing at the balance sheet date, adjusted where the sale of inventories after the reporting period gives evidence about their net realizable value at the end of the period.

Supplies are valued at the lower of cost on a weighted average basis and net realizable value.

Leases

Agreements that convey the right to control the use of an identified asset for a period of time in exchange for consideration are accounted for as leases. The right to control is conveyed if bp has both the right to obtain substantially all of the economic benefits from, and the right to direct the use of, the identified asset throughout the period of use. An asset is identified if it is explicitly or implicitly specified by the agreement and any substitution rights held by the lessor over the asset are not considered substantive.

NOTES TO THE FINANCIAL STATEMENTS

2. Significant accounting policies, judgements, estimates and assumptions (continued)

Significant accounting policies (continued)

Leases (continued)

Agreements that convey the right to control the use of an intangible asset including rights to explore for or use hydrocarbons are not accounted for as leases.

A lease liability is recognized on the balance sheet on the lease commencement date at the present value of future lease payments over the lease term. The discount rate applied is the rate implicit in the lease if readily determinable, otherwise an incremental borrowing rate is used. For the majority of the leases in the group, there is not sufficient information available to readily determine the rate implicit in the lease, and therefore the incremental borrowing rate is used. The incremental borrowing rate is determined based on factors such as the group's cost of borrowing, lessee legal entity credit risk, currency and lease term. The lease term is the non-cancellable period of a lease together with any periods covered by an extension option that bp is reasonably certain to exercise, or periods covered by a termination option that bp is reasonably certain not to exercise. The future lease payments included in the present value calculation are any fixed payments, payments that vary depending on an index or rate, payments due for the reasonably certain exercise of options and expected residual value guarantee payments.

The right-of-use asset is recognized on the balance sheet as property, plant and equipment at a value equivalent to the initial measurement of the lease liability adjusted for lease prepayments, lease incentives, initial direct costs and any restoration obligations. The right-of-use asset is depreciated typically on a straight-line basis, over the lease term. The depreciation charge is recognized in the income statement. Right-of-use assets are assessed for impairment in line with the accounting policy for impairment of property, plant and equipment.

Agreements may include both lease and non-lease components. Payments for lease and non-lease components are allocated on a relative stand-alone selling price basis.

If the lease term at commencement of the agreement is less than 12 months, a lease liability and right-of-use asset are not recognized, and a lease expense is recognized in the income statement on a straight-line basis.

If a significant event or change in circumstances, within the control of bp, arises that affects the reasonably certain lease term or there are changes to the lease payments, the present value of the lease liability is remeasured using the revised term and payments, with the right-of use asset adjusted by an equivalent amount.

Modifications to a lease agreement beyond the original terms and conditions are accounted for as a re-measurement of the lease liability with a corresponding adjustment to the right-of-use asset. Any gain or loss on modification is recognized in the income statement. Modifications that increase the scope of the lease at a price commensurate with the stand-alone selling price are accounted for as a separate new lease.

The company recognizes the full lease liability, rather than its working interest share, for leases entered into on behalf of a joint operation if the company has the primary responsibility for making the lease payments. In such cases, the company's working interest share of the right-of-use asset is recognized if it is jointly controlled by the company and the other joint operators, and a receivable is recognized for the share of the asset transferred to the other joint operators. If the company is a non-operator, a payable to the operator is recognized if they have the primary responsibility for making the lease payments and the company has joint control over the right-of-use asset, otherwise no balances are recognized.

NOTES TO THE FINANCIAL STATEMENTS

2. Significant accounting policies, judgements, estimates and assumptions (continued)

Significant accounting policies (continued)

Financial assets

Financial assets are recognized initially at fair value, normally being the transaction price. In the case of financial assets not at fair value through profit or loss, directly attributable transaction costs are also included. The subsequent measurement of financial assets depends on their classification, as set out below. The company derecognizes financial assets when the contractual rights to the cash flows expire or the rights to receive cash flows have been transferred to a third party along with either substantially all of the risks and rewards or control of the asset. This includes the derecognition of receivables for which discounting arrangements are entered into.

The company classifies its financial assets as measured at amortized cost or fair value through profit or loss. The classification depends on the business model for managing the financial assets and the contractual cash flow characteristics of the financial asset.

Financial assets measured at amortized cost

Financial assets are classified as measured at amortized cost when they are held in a business model the objective of which is to collect contractual cash flows and the contractual cash flows represent solely payments of principal and interest. Such assets are carried at amortized cost. This category of financial assets includes trade and other receivables.

Cash equivalents

Cash equivalents are short-term highly liquid investments that are readily convertible to known amounts of cash, are subject to insignificant risk of changes in value and generally have a maturity of three months or less from the date of acquisition. Cash equivalents are classified as financial assets measured at amortized cost.

Impairment of financial assets measured at amortized cost

The company assesses on a forward-looking basis the expected credit losses associated with financial assets measured at amortized cost at each balance sheet date. Expected credit losses are measured based on the maximum contractual period over which the company is exposed to credit risk. As lifetime expected credit losses are recognized for trade receivables and the tenor of substantially all other in-scope financial assets is less than 12 months there is no significant difference between the measurement of 12-month and lifetime expected credit losses for the company. The measurement of expected credit losses is a function of the probability of default, loss given default and exposure at default. The expected credit loss is estimated as the difference between the asset's carrying amount and the present value of the future cash flows the company expects to receive, discounted at the financial asset's original effective interest rate. The carrying amount of the asset is adjusted, with the amount of the impairment gain or loss recognized in the profit and loss account.

A financial asset or group of financial assets classified as measured at amortized cost is considered to be credit-impaired if there is reasonable and supportable evidence that one or more events that have a detrimental impact on the estimated future cash flows of the financial asset (or group of financial assets) have occurred. Financial assets are written off where the company has no reasonable expectation of recovering amounts due.

Financial liabilities

The measurement of financial liabilities is as follows:

NOTES TO THE FINANCIAL STATEMENTS

2. Significant accounting policies, judgements, estimates and assumptions (continued)

Significant accounting policies (continued)

Financial liabilities (continued)

Financial liabilities measured at amortized cost

Financial liabilities are initially recognized at fair value, net of directly attributable transaction costs. For interest-bearing loans and borrowings this is typically equivalent to the fair value of the proceeds received net of issue costs associated with the borrowing.

After initial recognition, these financial liabilities are subsequently measured at amortized cost. This category of financial liabilities includes trade and other payables and finance debt.

Fair value measurement

Fair value is the price that would be received to sell an asset or paid to transfer a liability in an orderly transaction between market participants. The company categorizes assets and liabilities measured at fair value into one of three levels depending on the ability to observe inputs employed in their measurement. Level 1 inputs are quoted prices in active markets for identical assets or liabilities. Level 2 inputs are inputs that are observable, either directly or indirectly, other than quoted prices included within level 1 for the asset or liability. Level 3 inputs are unobservable inputs for the asset or liability reflecting significant modifications to observable related market data or bp's assumptions about pricing by market participants.

Offsetting of financial assets and liabilities

Financial assets and liabilities are presented gross in the balance sheet unless both of the following criteria are met: the company currently has a legally enforceable right to set off the recognized amounts; and the company intends to either settle on a net basis or realize the asset and settle the liability simultaneously. If both of the criteria are met, the amounts are set off and presented net. A right of set off is the company's legal right to settle an amount payable to a creditor by applying against it an amount receivable from the same counterparty. The relevant legal jurisdiction and laws applicable to the relationships between the parties are considered when assessing whether a current legally enforceable right to set off exists.

Provisions

Provisions are recognized when the company has a present legal or constructive obligation as a result of a past event, it is probable that an outflow of resources embodying economic benefits will be required to settle the obligation and a reliable estimate can be made of the amount of the obligation. Where appropriate, the future cash flow estimates are adjusted to reflect the risks specific to the liability.

If the effect of the time value of money is material, provisions are determined by discounting the expected future cash flows at a pre-tax risk-free rate that reflects current market assessments of the time value of money. Where discounting is used, the increase in the provision due to the passage of time is recognized in the profit and loss account. Provisions are discounted using a nominal discount rate of 3.5% (2021 2.0%).

NOTES TO THE FINANCIAL STATEMENTS

2. Significant accounting policies, judgements, estimates and assumptions (continued)

Significant accounting policies (continued)

Provisions (continued)

Decommissioning

Liabilities for decommissioning costs are recognized when the company has an obligation to plug and abandon a well, dismantle and remove a facility or an item of plant and to restore the site on which it is located, and when a reliable estimate of that liability can be made. Where an obligation exists for a new facility or item of plant, such as oil and natural gas production or transportation facilities, this liability will be recognized on construction or installation. Similarly, where obligation exists for a well, this liability is recognized when it is drilled. An obligation for decommissioning may also crystallise during the period of operation of a well, facility or item of plant through a change in legislation or through a decision to terminate operations; an obligation may also arise in cases where an asset has been sold but the subsequent owner is no longer able to fulfil its decommissioning obligations, for example due to bankruptcy. The amount recognized is the present value of the estimated future expenditure determined in accordance with the local conditions and requirements.

An amount equivalent to the decommissioning provision is recognized as part of the corresponding intangible asset (in the case of an exploration or appraisal well) or property, plant and equipment. The decommissioning portion of the property, plant and equipment is subsequently depreciated at the same rate as the rest of the asset. Other than the unwinding of discount on or utilisation of the provision, any change in the present value of the estimated expenditure is reflected as an adjustment to the provision and the corresponding asset where that asset is generating or is expected to generate future economic benefits.

Significant judgements and estimates: provisions

The company holds provisions for the future decommissioning of oil production facilities and pipelines at the end of their economic lives. The largest decommissioning obligations facing the company relate to the plugging and abandonment of wells and the removal and disposal of oil platforms and pipelines. Most of these decommissioning events are many years in the future and the precise requirements that will have to be met when the removal event occurs are uncertain. Decommissioning technologies and costs are constantly changing, as well as political, environmental, safety and public expectations. The timing and amounts of future cash flows are subject to significant uncertainty and estimation if required in determining the amounts of provisions to be recognized. Any changes in the expected future costs are reflected in both the provision and, where still recognised, the asset.

Nominal discount rate that the decommissioning provision is most sensitive to is considered to be a key estimate for the provision. Management tested the impact of a half percentage point change in the discount rate used in decommissioning provision determination. If the discount rate was a half percentage point higher, a reduction in decommissioning provision would have been approximately \$49 million. If the discount rate was a half percentage point lower, an increase in decommissioning provision would have been approximately \$53 million.

The ACG PSA specific decommissioning provision terms are disclosed in Note 17.

Employee benefits

Wages, salaries, bonuses, social security contributions, paid annual leave and sick leave are accrued in the period in which the associated services are rendered by employees of the company.

NOTES TO THE FINANCIAL STATEMENTS

2. Significant accounting policies, judgements, estimates and assumptions (continued)

Significant accounting policies (continued)

Taxation

Income tax expense represents the sum of current tax and deferred tax.

Income tax is recognized in the profit and loss account, except to the extent that it relates to items recognized in other comprehensive income or directly in equity, in which case the related tax is recognized in other comprehensive income or directly in equity.

Current tax is based on the taxable profit for the period. Taxable profit differs from net profit as reported in the profit and loss account because it is determined in accordance with the rules established by the applicable taxation authorities. It therefore excludes items of income or expense that are taxable or deductible in other periods as well as items that are never taxable or deductible. The company's liability for current tax is calculated using tax rates and laws that have been enacted or substantively enacted by the balance sheet date.

Deferred tax is provided, using the balance sheet method, on temporary differences at the balance sheet date between the tax bases of assets and liabilities and their carrying amounts for financial reporting purposes.

Deferred tax liabilities are recognized for all taxable temporary differences except:

- Where the deferred tax liability arises on the initial recognition of an asset or liability in a transaction that is not a business combination, at the time of the transaction, affects neither accounting profit nor taxable profit or loss and, at the time of the transaction, does not give rise to equal taxable and deductible temporary differences.
- In respect of taxable temporary differences associated with investments in group undertakings and associates and interests in joint arrangements, where the company is able to control the timing of the reversal of the temporary differences and it is probable that the temporary differences will not reverse in the foreseeable future.

Deferred tax assets are recognized for deductible temporary differences, carry-forward of unused tax credits and unused tax losses, to the extent that it is probable that taxable profit will be available against which the deductible temporary differences and the carry-forward of unused tax credits and unused tax losses can be utilized. An exception is where the deferred tax asset relates to the deductible temporary difference arising from the initial recognition of an asset or liability in a transaction that is not a business combination, at the time of the transaction, affects neither accounting profit nor taxable profit or loss and, at the time of the transaction, does not give rise to equal taxable and deductible temporary differences.

In respect of deductible temporary differences associated with investments in group undertakings and associates and interests in joint arrangements, deferred tax assets are recognized only to the extent that it is probable that the temporary differences will reverse in the foreseeable future and taxable profit will be available against which the temporary differences can be utilized.

The carrying amount of deferred tax assets is reviewed at each balance sheet date and reduced to the extent that it is no longer probable or increased to the extent that it is probable that sufficient taxable profit will be available to allow all or part of the deferred tax asset to be utilized.

Deferred tax assets and liabilities are measured at the tax rates that are expected to apply in the period when the asset is realized or the liability is settled, based on tax rates (and tax laws) that have been enacted or substantively enacted at the balance sheet date. Deferred tax assets and liabilities are not discounted.

NOTES TO THE FINANCIAL STATEMENTS

2. Significant accounting policies, judgements, estimates and assumptions (continued)

Significant accounting policies (continued)

Taxation (continued)

Deferred tax assets and liabilities are offset only when there is a legally enforceable right to set off current tax assets against current tax liabilities and when the deferred tax assets and liabilities relate to income taxes levied by the same taxation authority on either the same taxable entity or different taxable entities where there is an intention to settle the current tax assets and liabilities on a net basis or to realize the assets and settle the liabilities simultaneously.

Where tax treatments are uncertain, if it is considered probable that a taxation authority will accept the company's proposed tax treatment, income taxes are recognized consistent with the company's income tax filings. If it is not considered probable, the uncertainty is reflected within the carrying amount of the applicable tax asset or liability using either the most likely amount or an expected value, depending on which method better predicts the resolution of the uncertainty.

Turnover

Revenue from contracts with customers is recognized when or as the company satisfies a performance obligation by transferring control of a promised good or service to a customer. The transfer of control of oil usually coincides with title passing to the customer and the customer taking physical possession. The company principally satisfies its performance obligations at a point in time; the amounts of revenue recognized relating to performance obligations satisfied over time are not significant.

When, or as, a performance obligation is satisfied, the company recognizes as revenue the amount of the transaction price that is allocated to that performance obligation. The transaction price is the amount of consideration to which the company expects to be entitled. The transaction price is allocated to the performance obligations in the contract based on standalone selling prices of the goods or services promised.

Contracts for the sale of commodities are typically priced by reference to quoted prices. Revenue from term commodity contracts is recognized based on the contractual pricing provisions for each delivery. Certain of these contracts have pricing terms based on prices at a point in time after delivery has been made. Revenue from such contracts is initially recognized based on relevant prices at the time of delivery and subsequently adjusted as appropriate. All revenue from these contracts, both that recognized at the time of delivery and that from post-delivery price adjustments, is disclosed as revenue from contracts with customers.

Revenue associated with the sale of oil is included on a net basis in turnover.

Interest income

Interest income is recognized as the interest accrues using the effective interest rate – that is the rate that exactly discounts estimated future cash receipts through the expected life of the financial instrument to the net carrying amount of the financial asset.

Research costs

Research costs are expensed as incurred.

NOTES TO THE FINANCIAL STATEMENTS**2. Significant accounting policies, judgements, estimates and assumptions (continued)****Significant accounting policies (continued)****Finance costs**

Finance costs directly attributable to the acquisition, construction or production of qualifying assets, which are assets that necessarily take a substantial period of time to get ready for their intended use, are added to the cost of those assets until such time as the assets are substantially ready for their intended use. All other finance costs are recognized in the profit and loss account in the period in which they are incurred.

Dividends payable

Final dividends are recorded in the financial statements in the year in which they are approved by the company's shareholders. Interim dividends are recorded in the year in which they are approved and paid.

Updates to significant accounting policies

In the current year, the company has applied a number of amendments to IFRS Accounting Standards issued by the International Accounting Standards Board (IASB) that are mandatorily effective for an accounting period that begins on or after 1 January 2022.

Their adoption has not had any material impact on the disclosures or on the amounts reported in these financial statements.

Impact of new International Financial Reporting Standards

There are no IASB standards, amendments or interpretations in issue but not yet adopted that the directors anticipate will have a material effect on the reported income or net assets of the company.

NOTES TO THE FINANCIAL STATEMENTS**3. Turnover**

An analysis of the company's turnover is as follows:

	2022	2021
	\$000	\$000
Sales of goods	1,674,549	1,346,287
	<u>1,674,549</u>	<u>1,346,287</u>
Other operating income	54,850	60,880
Interest receivable and similar income (Note 6)	49,795	3,080
	<u><u>1,779,194</u></u>	<u><u>1,410,247</u></u>

Other operating income represents other bp entity and partner portions of ACG lease liability costs, whereby BP Exploration (Caspian Sea) Limited entered into lease contracts with third parties on behalf of its partners and other bp entities, and recharges their share of relevant costs to them.

An analysis of turnover by class of business is set out below:

	2022	2021
	\$000	\$000
Class of business:		
oil production & operations	<u><u>1,674,549</u></u>	<u><u>1,346,287</u></u>

The country of origin and destination is substantially the Azerbaijan geographic area.

4. Operating profit

This is stated after charging / (crediting):

	2022	2021
	\$000	\$000
Net foreign exchange (gains) / losses	(4,176)	948
Research and development costs expensed	3,550	5,700
Depreciation of tangible assets	696,701	665,509
Depreciation of right-of-use assets	52,504	59,271
Cost of stock recognized as an expense ^a	<u><u>1,932</u></u>	<u><u>3,218</u></u>

^a Amount is included in Cost of Sales.

5. Auditor's remuneration

	2022	2021
	\$000	\$000
Fees for the audit of the company	<u><u>107</u></u>	<u><u>89</u></u>

Fees paid to the company's auditor, Deloitte LLP and its associates for services other than the statutory audit of the company are not disclosed in these financial statements since the consolidated financial statements of BP Exploration (Caspian Sea) Limited's ultimate parent, BP p.l.c., are required to disclose non-audit fees on a consolidated basis.

NOTES TO THE FINANCIAL STATEMENTS**6. Interest receivable and similar income**

	2022	2021
	\$000	\$000
Interest income from amounts owed by group undertakings	49,795	3,080
Total interest receivable and similar income	49,795	3,080

Increase in interest income is due to \$39 million accumulated on \$2.5 billion loan deposit and interest rate change to 4.42% in 2022 vs 0.6% in 2021.

7. Interest payable and similar expenses

	2022	2021
	\$000	\$000
Interest expense on:		
Lease liabilities	4,474	6,870
Overdrafts from group undertakings	(38)	1,141
Tax provision	(978)	100
Total interest expense	3,458	8,111
Unwinding of discount on provisions - Note 17	20,810	20,350
Unwinding of discount on signature bonus	17,992	23,163
Interest on pension scheme liabilities	153	192
Total interest payable and similar expenses	42,413	51,816

8. Taxation

The company is a member of a group for the purposes of relief within Part 5, Corporation Tax Act 2010.

The taxation charge in the profit and loss account is made up as follows:

	2022	2021
	\$000	\$000
Current tax		
Overseas tax on income for the year	209,985	113,290
Overseas tax (overprovided) / underprovided in prior years	(6,799)	22,903
Total current tax charged	203,186	136,193
Deferred tax		
Overseas deferred tax	(19,787)	(8,039)
Total deferred tax credited	(19,787)	(8,039)
Tax charged on profit	183,399	128,154

NOTES TO THE FINANCIAL STATEMENTS**8. Taxation (continued)****(a) Reconciliation of the effective tax rate**

The tax assessed on the profit for the year is higher than the standard rate of local concession rate of 25% for the year ended 31 December 2022 (2021 - local concession rate of 25%). The differences are reconciled below:

	2022	2021
	UK	UK
	\$000	\$000
Profit before taxation	702,718	344,880
Tax charge	183,399	128,154
Effective tax rate	26.10 %	37.16 %
	2022	2021
	UK	UK
	%	%
Local concession rate:	25.00	25.00
Increase / (decrease) resulting from:		
Non-taxable income	2.07	5.52
Adjustments to tax charge in respect of previous years	-0.97	6.64
Effective tax rate	26.10	37.16

The company operates in Azerbaijan. Profits arising in the company are taxed in the local jurisdiction at the rate agreed under the concession of 25%. The reconciliation above is based upon the tax computation prepared for the Azerbaijan authorities. The comparative disclosures have not been restated.

(b) Provision for deferred tax

The deferred tax included in the profit and loss account and balance sheet is as follows:

	Profit and loss account		Balance sheet	
	2022	2021	2022	2021 ^a
	\$000	\$000	\$000	\$000
Deferred tax asset				
Decommissioning and other provisions	(32,696)	29,480	216,425	249,121
Other deductible temporary differences ^a	(38,586)	(34,497)	174,047	212,633
Net charge for deferred tax assets	(71,282)	(5,017)	390,472	461,754
	Profit and loss account		Balance sheet	
	2022	2021	2022	2021 ^a
	\$000	\$000	\$000	\$000
Deferred tax liability				
Accelerated capital allowances ^a	90,448	9,785	(802,703)	(893,151)
Other taxable temporary differences	621	3,271	(18,175)	(18,796)
Net credit for deferred tax liabilities	91,069	13,056	(820,878)	(911,947)
Net deferred tax credit and net deferred tax liability	19,787	8,039	(430,406)	(450,193)

^a Other deductible temporary differences and accelerated capital allowances in balance sheet for previous year are reclassified with no impact on net deferred tax balance for the end of 2021.

NOTES TO THE FINANCIAL STATEMENTS**8. Taxation (continued)**

More detailed split by components for deferred tax balances and movements has also been applied to previous year comparatives to present consistent view.

Analysis of movements during the year

	<u>2022</u>
	<u>\$000</u>
At 1 January 2022	450,193
Deferred tax credit in the profit and loss account	(19,787)
At 31 December 2022	<u>430,406</u>

Deferred tax has not been recognised on deductible temporary differences relating to decommissioning provisions outside the UK Ring fence of \$865,702,000 (2021 \$996,483,000), provisions of \$8,321,000 (2021 \$9,089,000), IFRS 16 of \$2,526,000 (2021 \$6,737,000) and fixed assets of \$4,556,794,000 (2021 \$3,957,623,000) with no fixed expiry date on the basis that they are UK tax attributes that not expected to give rise to any future benefit.

9. Directors and employees**(a) Remuneration of directors**

None of the directors received any fees or remuneration for qualifying services as a director of the company during the financial year (2021 \$Nil).

(b) Employee costs

	<u>2022</u>	<u>2021</u>
	<u>\$000</u>	<u>\$000</u>
Wages and salaries	207,062	189,014
Social security costs	39,119	35,580
Other pension costs	7,236	6,985
Share-based payment charge	18,124	11,209
	<u>271,541</u>	<u>242,788</u>

The employee costs noted above relate to those employees with contracts of employment in the name of BP Exploration (Caspian Sea) Limited.

These costs are borne by the PSA and other bp group companies.

Included in other pension costs are \$7,235,785 (2021 \$6,985,000) in respect of defined benefit schemes.

(c) The average monthly number of employees during the year was 2,528 (2021 2,710).

Average number of employees	<u>2022</u>	<u>2021</u>
	<u>No.</u>	<u>No.</u>
oil production & operations	<u>2,528</u>	<u>2,710</u>

NOTES TO THE FINANCIAL STATEMENTS**10. Intangible assets**

	<u>Exploration expenditure</u>	<u>Total</u>
Cost	\$000	\$000
At 1 January 2022	1,088	1,088
Additions	213	213
At 31 December 2022	<u>1,301</u>	<u>1,301</u>
Amortization		
At 1 January 2022	—	—
Charge for the year	—	—
At 31 December 2022	<u>—</u>	<u>—</u>
Net book value		
At 31 December 2022	<u>1,301</u>	<u>1,301</u>
At 31 December 2021	<u>1,088</u>	<u>1,088</u>

NOTES TO THE FINANCIAL STATEMENTS

11. Tangible assets

	Land & buildings	Fixtures & fittings	Oil & gas properties	Plant & machinery	Right-of-use assets	Total	Of which AUC ^a
Cost	\$000	\$000	\$000	\$000	\$000	\$000	\$000
At 1 January 2022	30,948	103,744	19,417,749	43,575	319,560	19,915,576	1,592,319
Additions	48	—	414,146	5,611	55,561	475,366	159,776
Transfers	—	—	(81,967)	—	—	(81,967)	(81,967)
Retirement of fully depreciated right-of-use assets ^b	—	—	—	—	(7,888)	(7,888)	—
At 31 December 2022	30,996	103,744	19,749,928	49,186	367,233	20,301,087	1,670,128
Depreciation							
At 1 January 2022	(11,980)	(96,344)	(13,859,914)	(103,562)	(194,866)	(14,266,666)	—
Charge for the year	(835)	(2,709)	(660,499)	(32,657)	(62,107)	(758,807)	—
Retirement of fully depreciated right-of-use assets ^b	—	—	—	—	7,888	7,888	—
At 31 December 2022	(12,815)	(99,053)	(14,520,413)	(136,219)	(249,085)	(15,017,585)	—
Total net book value							
At 31 December 2022	18,181	4,691	5,229,515	(87,033)	118,148	5,283,502	1,670,128
Total net book value							
At 31 December 2021	18,968	7,400	5,557,835	(59,987)	124,694	5,648,910	1,592,319

^a AUC = assets under construction. Assets under construction are not depreciated.

^b The removal of fully depreciated right-of-use assets at the end of the lease term.

Capitalized interest included above is as follows:

	Net book value
At 31 December 2022	39,798
At 31 December 2021	44,353

NOTES TO THE FINANCIAL STATEMENTS**12. Stocks**

	2022	2021
	\$000	\$000
Crude oil	7,490	6,140
Supplies	64,903	67,388
	<u>72,393</u>	<u>73,528</u>

The difference between the carrying value of stocks and their replacement cost is not material.

13. Debtors

Amounts falling due within one year:

	2022	2021
	\$000	\$000
Trade debtors	456	690
Amounts owed from group undertakings	191,878	51,383
Amounts owed from fellow subsidiaries	19,175	22,570
Amounts owed from joint ventures	26,936	9,168
Amounts owed from associates	8,980	2,166
Other debtors	—	(1,230)
Prepayments and accrued income	4,221	4,501
	<u>251,646</u>	<u>89,248</u>

Amounts falling due after one year:

	2022	2021
	\$000	\$000
Amounts owed from group undertakings	—	2,500,000
Amounts owed from fellow subsidiaries	9,048	12,459
Other debtors	—	(59)
Prepayments and accrued income	7,123	2,087
	<u>16,171</u>	<u>2,514,487</u>
Total debtors	<u>267,817</u>	<u>2,603,735</u>

The amounts owed from group undertakings comprise an Internal Funding Account (IFA) of \$192 million receivable from BP International Limited (2021 \$51 million).

This balance forms a key part of the bp group's liquidity and funding arrangements under its centralised treasury funding model and it can be accessed by BP International Limited at short notice. Whilst IFA balances are legally repayable on demand, in practice they have no termination date.

Interest is accrued on a monthly basis based on LIBOR. The borrowing interest rate at year end was LIBOR+0.43% (2021 LIBOR+0.46%) and deposit interest rate was LIBOR-0.03% (2021 LIBOR-0.03%).

From 31 December 2021 some USD LIBOR tenors, and all EUR, GBP and CHF LIBOR tenors ceased to be published. The remaining USD LIBOR tenors, including 3 month USD LIBOR, will continue to be published until June 2023. For further information in relation to LIBOR transition see Note 29 of the bp group Annual Report and Form 20-F for the year ended 31 December 2022.

NOTES TO THE FINANCIAL STATEMENTS

The change in amounts owed from group undertakings falling after one year is due to \$2.5 billion loan deposit to BP International Limited withdrawal and re-payment of that amount as a dividend in 2022.

14. Creditors

Amounts falling due within one year:

	2022	2021
	\$000	\$000
Trade creditors	63,868	68,227
Amounts owed to group undertakings	31,037	55,971
Amounts owed to fellow subsidiaries	22,415	14,691
Amounts owed to joint ventures	11,780	7,006
Amounts owed to associates	4,964	18,537
Other creditors	450,942	451,345
Taxation	61,774	77,985
Accruals	156,407	133,049
Obligations under leases (Note 15, 16)	61,825	68,412
Tax interest	3,176	4,155
	<u>868,188</u>	<u>899,378</u>

Amounts falling due after one year:

	2022	2021
	\$000	\$000
Other creditors	343,448	507,727
Obligations under leases (Note 15, 16)	87,991	95,934
	<u>431,439</u>	<u>603,661</u>
Total creditors	<u>1,299,627</u>	<u>1,503,039</u>

Materially all of the company's trade payables have payment terms in the range of 30 to 60 days and give rise to operating cash flows.

The amounts owed to group undertakings comprise of intercompany payable balances to BP Exploration Operating Company ("BPEOC"), with no interest being charged.

The amounts owed to fellow subsidiaries and associates mainly consist of Shared Services ("SS") payable balances related to BP Exploration (Shah Deniz) Limited, BP Exploration (Absheron) Limited, BP Exploration (Shafag-Asiman) Limited, BP Pipelines (SCP) Limited and BP Pipelines (BTC) Limited.

The amounts owed to joint ventures consist of related party balances between the company and Azerbaijan International Operating Company ("AIOC").

NOTES TO THE FINANCIAL STATEMENTS**15. Loans and obligations under leases**

Obligations under leases, included within creditors, are analysed as follows:

Within 5 years

	2022		2021	
	Lease liabilities	Total	Lease liabilities	Total
	\$000	\$000	\$000	\$000
Due within				
1 year	61,825	61,825	68,412	68,412
1 to 2 years	58,493	58,493	45,983	45,983
2 to 5 years	29,498	29,498	49,951	49,951
	<u>149,816</u>	<u>149,816</u>	<u>164,346</u>	<u>164,346</u>

16. Leases

The company leases a number of assets as part of its activities. This primarily includes drilling rigs in the Upstream segment and shipping vessels. The weighted average remaining lease term for the total lease portfolio is around 5 years. Some leases will have payments that vary with market interest or inflation rates. Certain leases contain residual value guarantees, these may be triggered in certain circumstances such as if market values have significantly declined at the conclusion of the lease.

Certain leases, in particular for drilling rigs and shipping vessels, contain options to extend the lease period at the company's discretion. The payments for these future periods are only included in the measurement of the lease liability and right-of-use asset if the company is reasonably certain to exercise the option.

Along with the lease contracts recognized on the face of the balance sheet, the company entered into several contracts that were classified as short-term leases. The following table condenses information on such leases as well as additions to right-of-use assets and total cash outflows for amounts included in lease liabilities.

	2022	2021
	\$000	\$000
Short-term lease expense ^a	12,589	6,639
Additions to right-of-use assets in the period	55,561	19,682
Total cash outflow for amounts included in lease liabilities ^b	<u>74,564</u>	<u>125,201</u>

^a A short-term lease is a lease that, at the commencement date, has a lease term of 12 months or less.

^b The cash outflows for amounts not included in lease liabilities approximate the income statement expense disclosed above.

The lease liability reported on the balance sheet can be further broken down into: leases due within 1 year: \$61,825,000 (2021 \$68,412,000); leases due 1 to 2 years: \$58,493,000 (2021 \$45,983,000); leases due 2 to 5 years: \$29,498,000 (2021 \$49,951,000).

An analysis of right-of-use assets and depreciation is provided in Note 11. An analysis of lease interest expense is provided in Note 7.

NOTES TO THE FINANCIAL STATEMENTS**17. Other provisions**

	<u>Decommissioning</u>
	<u>\$000</u>
At 1 January 2022	996,483
New or increased provisions:	
Recognized within tangible assets	18,088
Unwinding of discount	20,810
Change in discount rate	(169,679)
At 31 December 2022	<u>865,702</u>

The company makes full provision for the future cost of decommissioning oil and natural gas production facilities and related pipelines on a discounted basis on the installation of those facilities. At 31 December 2022, the provision for the costs of decommissioning these production facilities and pipelines at the end of their economic lives was \$865,702,000 (2021 \$996,483,000). The provision has been estimated using the relevant ACG PSA methodology and requirements, according to which the company's decommissioning obligations are calculated based on 10% of the Company's ACG PSA cumulative capital expenditures incurred, and discounted using a nominal discount rate of 3.5% (2021 2%). These costs are expected to be incurred over the next 27 years.

For information on significant judgements and estimates made in relation to provisions, see Provisions within Note 2.

18. Called up share capital

	<u>2022</u>	<u>2021</u>
	<u>\$000</u>	<u>\$000</u>
Issued and fully paid:		
4,969,221 ordinary shares of £1.00 each for a total nominal value of £4,969,221	—	8,401
4,969,221 ordinary shares of \$1.00 each for a total nominal value of \$4,969,221	4,969	—
	<u>4,969</u>	<u>8,401</u>

^a Re-denomination of 4,969,221 ordinary shares from £1.00 per share to \$1.146 per share and further reduction of 4,969,221 shares from \$1.146 per share to \$1.00 per share. This was recommended to generate distributable reserves and to simplify the equity structure to pay \$2.5 billion loan deposit as a dividend in 2022.

NOTES TO THE FINANCIAL STATEMENTS

19. Reserves

Called up share capital

The balance on the called up share capital account represents the aggregate nominal value of all ordinary shares in issue.

Share premium account

The balance on the share premium account represents the amounts received in excess of the nominal value of the ordinary shares.

Profit and loss account

The balance held on this reserve is the retained profits of the company.

Other reserves

The balance on the other reserves mainly represents historical adjustments for the share based payments recognized in 2016 for prior years.

In 2022, the company paid interim ordinary dividends of \$2,850,000,000 (2021 \$345,000,000). The dividend per share was \$574 (2021 \$69).

20. Capital commitments

Authorized and contracted future capital expenditure (excluding right-of-use assets) by the company for which contracts had been placed but not provided in the financial statements at 31 December 2022 is estimated at \$190,248,000 (2021 \$273,231,000).

NOTES TO THE FINANCIAL STATEMENTS**21. Related party transactions**

The company has taken advantage of the exemption contained within paragraphs 8(k) and (j) of FRS 101, and has not disclosed transactions entered into with wholly-owned group companies or key management personnel.

During the year the company entered into transactions, in the ordinary course of business, with other related parties. Transactions entered into, and trading balances outstanding at 31 December, are as follows:

Related party	Sales to related party \$000	Purchases from related party \$000	Amounts owed from related party \$000	Amounts owed to related party \$000
Azerbaijan International Operating Company Joint venture Services				
2022	597,698	—	29,609	11,780
2021	492,919	—	9,481	7,006
The Baku-Tbilisi-Ceyhan Pipeline Company Group associate Transportation and services				
2022	40,628	43,652	8,555	14
2021	37,668	63,298	2,729	6,247
South Caucasus Pipeline Company Limited Group associate Services				
2022	15,896	—	426	4,950
2021	23,961	—	—	12,290

22. Post balance sheet event

There is no post balance sheet event at the reporting date for the company.

23. Immediate and ultimate controlling parent undertaking

The immediate parent undertaking is BP Exploration Operating Company Limited, a company registered in England and Wales. The ultimate controlling parent undertaking is BP p.l.c., a company registered in England and Wales, which is the smallest and largest group to consolidate these financial statements. Copies of the consolidated financial statements of BP p.l.c. can be obtained from its registered address: 1 St James's Square, London, SW1Y 4PD.