

Company Registration No. 00220638 (England and Wales)

GORING HOLDINGS LIMITED
ANNUAL REPORT AND FINANCIAL STATEMENTS
FOR THE YEAR ENDED 31 MARCH 2017

FRIDAY



L6LSNV2B

L15

22/12/2017

#337

COMPANIES HOUSE

GORING HOLDINGS LIMITED

COMPANY INFORMATION

Directors G.E. Goring Esq. O.B.E.
R.H. Goring Esq.
J.C.R. Goring Esq.
J.C.B. Goring Esq.
Mrs C. Conner
D. Morgan-Hewitt Esq.

Secretary Cripps LLP

Company number 00220638

Registered office 15 Beeston Place
Grosvenor Gardens
London
SW1W 0JW

Auditor Alliotts
Imperial House
15 Kingsway
London
WC2B 6UN

Business address The Goring Hotel
15 Beeston Place
Grosvenor Gardens
London
SW1W 0JW

GORING HOLDINGS LIMITED

CONTENTS

	Page
Strategic report	1 - 2
Directors' report	3 - 4
Independent auditor's report	5 - 6
Group Income statement	7
Group statement of comprehensive income	8
Group statement of financial position	9
Company statement of financial position	10
Group statement of changes in equity	11
Company statement of changes in equity	12
Group statement of cash flows	13
Notes to the financial statements	14 - 33

GORING HOLDINGS LIMITED

STRATEGIC REPORT

FOR THE YEAR ENDED 31 MARCH 2017

The directors present their strategic report and financial statements for the year ended 31 March 2017.

Fair review of the business

The directors are satisfied with the group's performance for the year ended 31 March 2017. We are proud to confirm that The Goring Dining Room successfully retained its Michelin Star in the 2017 publication, and our dedicated team achieved the highest review score, worldwide, from Forbes Travel Guide.

We are expecting a similar performance for the year ahead.

Principal risks and uncertainties

The principal risk and uncertainty facing the group that could have a material effect on the group's business activities is the general economic environment due to its close alignment with the performance of the hotel industry. Adverse economic conditions in North America and Europe as well as the process of Brexit could have a material effect on the performance of the group. The group manages this risk through offering an unparalleled level of service to its guests, the high standards of the facilities offered to guests and, in relation to The Goring Hotel, through its unique position in the market as the last luxury hotel in central London still run by the family that built it. These factors serve to reduce the financial impact arising from any adverse economic conditions that may occur. The improved economic outlook in the UK and the USA appears to have reduced the risk of adverse economic conditions having a material effect on the group.

The group's operations expose it to a variety of financial risks that include market risk, credit risk, liquidity and cash flow risk.

Market risk is managed as outlined above.

Credit risk arises from the use of facilities provided by the group's bankers to fund its refurbishment programme and the activities of the group. The provision of the facilities entail obligations on the company to meet the conditions on which they are provided. These conditions are reviewed regularly by management to ensure compliance throughout the year and the directors are confident that they will continue to be able to secure these facilities when required.

Liquidity and cash flow risk is managed by the group maintaining adequate reserves and by monitoring forecast and actual cash flows to ensure that the group has continuity of funding in order to finance the company's operations.

The group's principal financial instruments comprise bank balances, bank loans, trade creditors and trade debtors. The main purpose of these instruments is to enable the management of the group's working capital in order to finance the group's operations. Due to the nature of the financial instruments there is no exposure to price risk.

Analysis of development and performance during the year and position at the year end

As a result of the stable performance of the hotel during 2016/17, the directors consider the results for the year and the financial position at the year end as shown in the accounts to be satisfactory.

GORING HOLDINGS LIMITED

STRATEGIC REPORT (CONTINUED)

FOR THE YEAR ENDED 31 MARCH 2017

Analysis based on key performance indicators

The key performance indicators show a satisfactory result for the year.

A marginal reduction in the group's gross profit margin of 0.8% (2017: 85.0%; 2016: 85.8%) is more than offset by an increase of 3.1% in turnover leading to a gross profit of £12,701,103 (2016: £12,424,809).

Administrative expenses are higher (2017: £11,536,883; 2016: £10,152,320) due to general price inflation, higher levels of staffing, and continuing high levels of expenditure on decorations, repairs, and renewals.

Group net assets increased by 9.9% (2017: £10,706,822; 2016: £9,738,154) due to profit retention. The increase in the group's net current assets (2017: £14,950; 2016: (£733,343)) is primarily due to the improved trade during the year and the repayment of the bank loan which has resulted in positive cash flow and an increase in current assets.

Other information and explanations

Whilst the future prospects of the group are dependent on the general state of the economy, as it affects the hotel and conference industry, the directors consider that the work undertaken in recent years in terms of promoting, renovating, and refurbishing the hotel in the main subsidiary, The Goring Hotel Limited, combined with our continued focus and future plans to sustain this momentum, should result in stable revenue growth going forward.

On behalf of the board

J.C.R. Goring Esq.

Director

21 November 2017



GORING HOLDINGS LIMITED

DIRECTORS' REPORT

FOR THE YEAR ENDED 31 MARCH 2017

The directors present their annual report and financial statements for the year ended 31 March 2017.

Principal activities

The principal activity of the group continued to be that of operating The Goring Hotel, London SW1, The Chapel, Cornwall, Le Manoir de Lezurec, France and Villa Iduzkia, France.

Directors

The following directors have held office since 01 April 2015:

G.E. Goring Esq. O.B.E.

R.H. Goring Esq.

J.C.R. Goring Esq.

J.C.B. Goring Esq.

Mrs C. Conner

D. Morgan-Hewitt Esq.

Results and dividends

The results for the year are set out on page 7.

No ordinary dividends were paid. The directors do not recommend payment of a further dividend.

Statement of directors' responsibilities

The directors are responsible for preparing the Strategic Report, Directors Report and the financial statements in accordance with applicable law and regulations.

Company law requires the directors to prepare financial statements for each financial year. Under that law the directors have elected to prepare the financial statements in accordance with United Kingdom Generally Accepted Accounting Practice (United Kingdom Accounting Standards and applicable law). Under company law the directors must not approve the financial statements unless they are satisfied that they give a true and fair view of the state of affairs of the group and company, and of the profit or loss of the group for that period. In preparing these financial statements, the directors are required to:

- select suitable accounting policies and then apply them consistently;
- make judgements and accounting estimates that are reasonable and prudent;
- state whether applicable UK Accounting Standards have been followed, subject to any material departures disclosed and explained in the financial statements;
- prepare the financial statements on the going concern basis unless it is inappropriate to presume that the group and company will continue in business.

The directors are responsible for keeping adequate accounting records that are sufficient to show and explain the group's and company's transactions and disclose with reasonable accuracy at any time the financial position of the group and company and enable them to ensure that the financial statements comply with the Companies Act 2006. They are also responsible for safeguarding the assets of the group and company and hence for taking reasonable steps for the prevention and detection of fraud and other irregularities.

Statement of disclosure to auditor

So far as each person who was a director at the date of approving this report is aware, there is no relevant audit information of which the auditor of the company and group is unaware. Additionally, the directors individually have taken all the necessary steps that they ought to have taken as directors in order to make themselves aware of all relevant audit information and to establish that the auditor of the company and group is aware of that information.

GORING HOLDINGS LIMITED

DIRECTORS' REPORT (CONTINUED)

FOR THE YEAR ENDED 31 MARCH 2017

Information referred to in Strategic Report

The company has chosen in accordance with Companies Act 2006, s. 414C(11) to set out in the company's Strategic Report information required by Large and Medium-sized Companies and Groups (Accounts and Reports) Regulations 2008, Sch. 7 to be contained in the Directors' Report. It has done so in respect of future developments and financial instruments.

On behalf of the board

J.C.R. Goring Esq.
Director
21 November 2017

A handwritten signature in black ink, consisting of a large, stylized 'J' and 'C' followed by a smaller 'R' and 'G'.

GORING HOLDINGS LIMITED

INDEPENDENT AUDITOR'S REPORT

TO THE MEMBERS OF GORING HOLDINGS LIMITED

We have audited the financial statements of Goring Holdings Limited for the year ended 31 March 2017 set out on pages 7 to 33. The financial reporting framework that has been applied in their preparation is applicable law and United Kingdom Accounting Standards (United Kingdom Generally Accepted Accounting Practice), including FRS 102 "The Financial Reporting Standard applicable in the UK and Republic of Ireland".

This report is made solely to the company's members, as a body, in accordance with Chapter 3 of Part 16 of the Companies Act 2006. Our audit work has been undertaken so that we might state to the company's members those matters we are required to state to them in an auditor's report and for no other purpose. To the fullest extent permitted by law, we do not accept or assume responsibility to anyone other than the company and the company's members as a body, for our audit work, for this report, or for the opinions we have formed.

Respective responsibilities of directors and auditor

As explained more fully in the Directors' Responsibilities Statement set out on page 3, the directors are responsible for the preparation of the financial statements and for being satisfied that they give a true and fair view. Our responsibility is to audit and express an opinion on the financial statements in accordance with applicable law and International Standards on Auditing (UK and Ireland). Those standards require us to comply with the Auditing Practices Board's Ethical Standards for Auditors.

Scope of the audit of the financial statements

An audit involves obtaining evidence about the amounts and disclosures in the financial statements sufficient to give reasonable assurance that the financial statements are free from material misstatement, whether caused by fraud or error. This includes an assessment of: whether the accounting policies are appropriate to the group's and the parent company's circumstances and have been consistently applied and adequately disclosed; the reasonableness of significant accounting estimates made by the directors; and the overall presentation of the financial statements. In addition, we read all the financial and non-financial information in the Strategic Report and Directors Report to identify material inconsistencies with the audited financial statements and to identify any information that is apparently materially incorrect based on, or materially inconsistent with, the knowledge acquired by us in the course of performing the audit. If we become aware of any apparent material misstatements or inconsistencies we consider the implications for our report.

Opinion on financial statements

In our opinion the financial statements:

- give a true and fair view of the state of the group's and the parent company's affairs as at 31 March 2017 and of the group's profit for the year then ended;
- have been properly prepared in accordance with United Kingdom Generally Accepted Accounting Practice; and
- have been prepared in accordance with the requirements of the Companies Act 2006.

Opinion on other matter prescribed by the Companies Act 2006

In our opinion, based on the work undertaken in the course of our audit, the information given in the Strategic Report and the Directors' Report for the financial year for which the financial statements are prepared is consistent with the financial statements, and the Strategic Report and the Directors' Report have been prepared in accordance with applicable legal requirements.

GORING HOLDINGS LIMITED


INDEPENDENT AUDITOR'S REPORT (CONTINUED) TO THE MEMBERS OF GORING HOLDINGS LIMITED

Matters on which we are required to report by exception

In the light of the knowledge and understanding of the group and the parent company and its environment obtained in the course of the audit, we have not identified material misstatements in the Strategic Report and the Directors' Report.

We have nothing to report in respect of the following matters where the Companies Act 2006 requires us to report to you if, in our opinion:

- adequate accounting records have not been kept by the parent company, or returns adequate for our audit have not been received from branches not visited by us; or
- the parent company financial statements are not in agreement with the accounting records and returns; or
- certain disclosures of directors' remuneration specified by law are not made; or
- we have not received all the information and explanations we require for our audit.



Peter Edwards FCA (Senior Statutory Auditor)
for and on behalf of Alliotts

21 November 2017

Chartered Accountants
Statutory Auditor

Imperial House
15 Kingsway
London
WC2B 6UN

GORING HOLDINGS LIMITED

GROUP INCOME STATEMENT

FOR THE YEAR ENDED 31 MARCH 2017

	Notes	2017 £	2016 £
Revenue	3	14,935,629	14,484,932
Cost of sales		(2,234,526)	(2,060,123)
Gross profit		12,701,103	12,424,809
Administrative expenses		(11,536,883)	(10,152,320)
Other operating income		14,807	-
Operating profit	4	1,179,027	2,272,489
Finance costs	8	(5,526)	(19,311)
Other gains and losses		19,925	-
Profit before taxation		1,193,426	2,253,178
Taxation	9	(231,105)	(405,404)
Profit for the financial year		962,321	1,847,774

Profit for the financial year is all attributable to the owners of the parent company.

The income statement has been prepared on the basis that all operations are continuing operations.

GORING HOLDINGS LIMITED

GROUP STATEMENT OF COMPREHENSIVE INCOME FOR THE YEAR ENDED 31 MARCH 2017

	2017 £	2016 £
Profit for the year	962,321	1,847,774
Other comprehensive income		
Currency translation differences	6,345	6,914
Total comprehensive income for the year	<u>968,666</u>	<u>1,854,688</u>

Total comprehensive income for the year is all attributable to the owners of the parent company.

GORING HOLDINGS LIMITED


GROUP STATEMENT OF FINANCIAL POSITION

AS AT 31 MARCH 2017

	Notes	2017 £	£	2016 £	£
Fixed assets					
Property, plant and equipment	10	5,967,569		5,772,496	
Investment properties	11	5,519,925		5,500,000	
Investments	12	100		100	
		<u>11,487,594</u>		<u>11,272,596</u>	
Current assets					
Inventories	15	885,232		819,302	
Trade and other receivables	16	1,988,306		1,197,331	
Cash at bank and in hand		939,404		114,293	
		<u>3,812,942</u>		<u>2,130,926</u>	
Current liabilities	17	<u>(3,797,992)</u>		<u>(2,864,269)</u>	
Net current assets/(liabilities)			14,950		(733,343)
Total assets less current liabilities			<u>11,502,544</u>		<u>10,539,253</u>
Provisions for liabilities	19		<u>(795,722)</u>		<u>(801,099)</u>
Net assets			<u>10,706,822</u>		<u>9,738,154</u>
Equity					
Called up share capital	21	22,473		22,471	
Revaluation reserve		3,384,365		3,353,483	
Capital redemption reserve		42,779		42,779	
Retained earnings		7,257,205		6,319,421	
Total equity			<u>10,706,822</u>		<u>9,738,154</u>

The financial statements were approved by the board of directors and authorised for issue on 21 November 2017 and are signed on its behalf by:

J.C.R. Goring Esq.
Director



GORING HOLDINGS LIMITED

COMPANY STATEMENT OF FINANCIAL POSITION

AS AT 31 MARCH 2017


	Notes	2017 £	£	2016 £	£
Fixed assets					
Property, plant and equipment	10	1,125,127		1,141,376	
Investment properties	11	-		1,250,000	
Investments	12	3,288,401		3,692,591	
		<u>4,413,528</u>		<u>6,083,967</u>	
Current assets					
Trade and other receivables	16	708,715		274,625	
Cash at bank and in hand		124,208		17,967	
		<u>832,923</u>		<u>292,592</u>	
Current liabilities	17	(1,793,599)		(2,540,470)	
Net current liabilities			(960,676)		(2,247,878)
Total assets less current liabilities			<u>3,452,852</u>		<u>3,836,089</u>
Provisions for liabilities	19		-		(115,638)
Net assets			<u><u>3,452,852</u></u>		<u><u>3,720,451</u></u>
Equity					
Called up share capital	21	22,473		22,471	
Revaluation reserve		-		599,713	
Capital redemption reserve		42,779		42,779	
Retained earnings		3,387,600		3,055,488	
Total equity			<u><u>3,452,852</u></u>		<u><u>3,720,451</u></u>

As permitted by s408 Companies Act 2006, the company has not presented its own income statement and related notes. The company's loss for the year was £267,601 (2016 - £14,327 profit).

The financial statements were approved by the board of directors and authorised for issue on 21 November 2017 and are signed on its behalf by:

J.C.R. Goring Esq.
Director

Company Registration No. 00220638



GORING HOLDINGS LIMITED

GROUP STATEMENT OF CHANGES IN EQUITY FOR THE YEAR ENDED 31 MARCH 2017

	Notes	Share capital £	Revaluation reserve £	Capital redemption reserve £	Retained earnings £	Total £
Balance at 1 April 2015		22,471	3,353,483	42,779	4,464,733	7,883,466
Year ended 31 March 2016:						
Profit for the year		-	-	-	1,847,774	1,847,774
Other comprehensive income:						
Currency translation differences		-	-	-	6,914	6,914
Total comprehensive income for the year		-	-	-	1,854,688	1,854,688
Balance at 31 March 2016		22,471	3,353,483	42,779	6,319,421	9,738,154
Year ended 31 March 2017:						
Profit for the year		-	-	-	962,321	962,321
Other comprehensive income:						
Currency translation differences on overseas subsidiaries		-	-	-	6,345	6,345
Total comprehensive income for the year		-	-	-	968,666	968,666
Issue of share capital	21	2	-	-	-	2
Transfers		-	30,882	-	(30,882)	-
Balance at 31 March 2017		22,473	3,384,365	42,779	7,257,205	10,706,822

GORING HOLDINGS LIMITED

COMPANY STATEMENT OF CHANGES IN EQUITY FOR THE YEAR ENDED 31 MARCH 2017

	Notes	Share capital £	Revaluation reserve £	Capital redemption reserve £	Retained earnings £	Total £
Balance at 1 April 2015		22,471	599,713	42,779	3,041,161	3,706,124
Year ended 31 March 2016:						
Profit and total comprehensive income for the year		-	-	-	14,327	14,327
Balance at 31 March 2016		22,471	599,713	42,779	3,055,488	3,720,451
Year ended 31 March 2017:						
Loss and total comprehensive income for the year		-	-	-	(267,601)	(267,601)
Issue of share capital	21	2	-	-	-	2
Transfers		-	(599,713)	-	599,713	-
Balance at 31 March 2017		22,473	-	42,779	3,387,600	3,452,852

GORING HOLDINGS LIMITED

GROUP STATEMENT OF CASH FLOWS FOR THE YEAR ENDED 31 MARCH 2017

	Notes	2017 £	£	2016 £	£
Cash flows from operating activities					
Cash generated from operations	25	1,621,709		2,205,289	
Interest paid		(5,526)		(19,311)	
Income taxes paid		(422,821)		(157,953)	
Net cash inflow from operating activities		1,193,362		2,028,025	
Investing activities					
Purchase of property, plant and equipment		(112,897)		(295,815)	
Proceeds on disposal of property, plant and equipment		-		4,215	
Net cash used in investing activities		(112,897)		(291,600)	
Financing activities					
Repayment of bank loans		-		(780,200)	
Net cash used in financing activities		-		(780,200)	
Net increase in cash and cash equivalents		1,080,465		956,225	
Cash and cash equivalents at beginning of year		(141,061)		(1,097,286)	
Cash and cash equivalents at end of year		939,404		(141,061)	
Relating to:					
Cash at bank and in hand		939,404		114,293	
Bank overdrafts included in creditors payable within one year		-		(255,354)	

GORING HOLDINGS LIMITED

NOTES TO THE FINANCIAL STATEMENTS FOR THE YEAR ENDED 31 MARCH 2017

1 Accounting policies

Company information

Goring Holdings Limited ("the company") is a private limited company domiciled and incorporated in England and Wales. The registered office is 4th Floor, Imperial House, 15 Kingsway, London, WC2B 6UN.

The group consists of Goring Holdings Limited and all of its subsidiaries.

1.1 Accounting convention

These financial statements have been prepared in accordance with FRS 102 "The Financial Reporting Standard applicable in the UK and Republic of Ireland" ("FRS 102") and the requirements of the Companies Act 2006.

The financial statements are prepared in sterling, which is the functional currency of the company. Monetary amounts in these financial statements are rounded to the nearest £.

The financial statements have been prepared under the historical cost convention modified to include investment properties at fair value. The principal accounting policies adopted are set out below.

The company is a qualifying entity for the purposes of FRS 102, being a member of a group where the parent of that group prepares publicly available consolidated financial statements, including this company, which are intended to give a true and fair view of the assets, liabilities, financial position and profit or loss of the group. The company has therefore taken advantage of exemptions from the following disclosure requirements for parent company information presented within the consolidated financial statements:

- Section 4 'Statement of Financial Position' – Reconciliation of the opening and closing number of shares;
- Section 7 'Statement of Cash Flows' – Presentation of a statement of cash flow and related notes and disclosures;
- Section 11 'Basic Financial Instruments' and Section 12 'Other Financial Instrument Issues' – Carrying amounts, interest income/expense and net gains/losses for each category of financial instrument; basis of determining fair values; details of collateral, loan defaults or breaches, details of hedges, hedging fair value changes recognised in profit or loss and in other comprehensive income;
- Section 33 'Related Party Disclosures' – Compensation for key management personnel.

As permitted by s408 Companies Act 2006, the company has not presented its own income statement and related notes. The company's loss for the year was £267,601 (2016 - £14,327 profit).

1.2 Basis of consolidation

In the parent company financial statements, the cost of a business combination is the fair value at the acquisition date of the assets given, equity instruments issued and liabilities incurred or assumed, plus costs directly attributable to the business combination. The excess of the cost of a business combination over the fair value of the identifiable assets, liabilities and contingent liabilities acquired is recognised as goodwill. The cost of the combination includes the estimated amount of contingent consideration that is probable and can be measured reliably, and is adjusted for changes in contingent consideration after the acquisition date. Provisional fair values recognised for business combinations in previous periods are adjusted retrospectively for final fair values determined in the 12 months following the acquisition date. Investments in subsidiaries are accounted for at cost less impairment.

GORING HOLDINGS LIMITED

NOTES TO THE FINANCIAL STATEMENTS (CONTINUED)

FOR THE YEAR ENDED 31 MARCH 2017

1 Accounting policies

(Continued)

The consolidated financial statements incorporate those of Goring Holdings Limited and all of its subsidiaries (ie entities that the group controls through its power to govern the financial and operating policies so as to obtain economic benefits). Subsidiaries acquired during the year are consolidated using the purchase method. Their results are incorporated from the date that control passes.

All financial statements are made up to 31 March 2017. Where necessary, adjustments are made to the financial statements of subsidiaries to bring the accounting policies used into line with those used by other members of the group.

All intra-group transactions, balances and unrealised gains on transactions between group companies are eliminated on consolidation. Unrealised losses are also eliminated unless the transaction provides evidence of an impairment of the asset transferred.

1.3 Going concern

At the time of approving the financial statements, the directors have a reasonable expectation that the company and the group have adequate resources to continue in operational existence for the foreseeable future. Thus the directors continue to adopt the going concern basis of accounting in preparing the financial statements.

1.4 Revenue

Revenue represents amounts receivable from hotel, restaurant and holiday letting operations, excluding value added tax and after trade discounts, which is recognised on provision of the related service.

1.5 Property, plant and equipment

Property, plant and equipment are initially measured at cost and subsequently measured at cost, net of depreciation and any impairment losses.

Expenditure on development, including major replacement and improvement of assets, is capitalised under the appropriate heading of land and buildings or fixtures, fittings, and equipment. Land and buildings includes the costs associated with structural improvements to freehold and long-term leasehold properties. The cost of replacement of glass and china and certain other loose equipment is charged to profit or loss in the year in which it is incurred.

Depreciation is provided at rates calculated to write off the cost less estimated residual value of each asset over its expected useful life, as follows:

Land freehold	Nil
Buildings freehold	Nil, 2% and 5% per annum on cost
Land and buildings Leasehold	equal annual instalments over the term of the lease - 71, 99 & 123 years
Fixtures, fittings & equipment	5% to 33% per annum on cost
Motor vehicles	20% per annum on cost

Depreciation is not charged on certain freehold land and buildings as the company has a policy and practice of maintaining the property to a high standard and accordingly retains a residual value not less than carrying value and a long useful life. Accordingly, any depreciation and accumulated depreciation are immaterial.

The gain or loss arising on the disposal of an asset is determined as the difference between the sale proceeds and the carrying value of the asset, and is recognised in profit or loss.

GORING HOLDINGS LIMITED

NOTES TO THE FINANCIAL STATEMENTS (CONTINUED)

FOR THE YEAR ENDED 31 MARCH 2017

1 Accounting policies

(Continued)

1.6 Investment properties

Investment property, which is property held to earn rentals and/or for capital appreciation, is measured using the fair value model and stated at its fair value as at the reporting date. The surplus or deficit on revaluation is recognised in profit or loss.

1.7 Non-current investments

In the parent company financial statements, investments in subsidiaries are initially measured at cost and subsequently measured at cost less any accumulated impairment losses.

A subsidiary is an entity controlled by the group. Control is the power to govern the financial and operating policies of the entity so as to obtain benefits from its activities.

1.8 Impairment of non-current assets

At each reporting period end date, the group reviews the carrying amounts of its tangible assets (other than those accounted for at fair value through profit or loss) to determine whether there is any indication that those assets have suffered an impairment loss. If any such indication exists, the recoverable amount of the asset is estimated in order to determine the extent of the impairment loss (if any). Where it is not possible to estimate the recoverable amount of an individual asset, the group estimates the recoverable amount of the cash-generating unit to which the asset belongs.

Recoverable amount is the higher of fair value less costs to sell and value in use. In assessing value in use, the estimated future cash flows are discounted to their present value using a pre-tax discount rate that reflects current market assessments of the time value of money and the risks specific to the asset for which the estimates of future cash flows have not been adjusted.

If the recoverable amount of an asset (or cash-generating unit) is estimated to be less than its carrying amount, the carrying amount of the asset (or cash-generating unit) is reduced to its recoverable amount. An impairment loss is recognised immediately in profit or loss.

Recognised impairment losses are reversed if, and only if, the reasons for the impairment loss have ceased to apply. Where an impairment loss subsequently reverses, the carrying amount of the asset (or cash-generating unit) is increased to the revised estimate of its recoverable amount, but so that the increased carrying amount does not exceed the carrying amount that would have been determined had no impairment loss been recognised for the asset (or cash-generating unit) in prior years. A reversal of an impairment loss is recognised immediately in profit or loss.

1.9 Inventories

Inventories are stated at the lower of cost and estimated selling price less costs to complete and sell. Cost comprises the purchase price of goods and, where appropriate, an apportionment of long-term storage costs.

At each reporting date, an assessment is made for impairment. Any excess of the carrying amount of inventories over its estimated selling price less costs to complete and sell is recognised as an impairment loss in profit or loss. Reversals of impairment losses are also recognised in profit or loss.

1.10 Cash and cash equivalents

Cash and cash equivalents are basic financial assets and include cash in hand, deposits held at call with banks, other short-term liquid investments with original maturities of three months or less and bank overdrafts. Bank overdrafts are shown within borrowings in current liabilities.

GORING HOLDINGS LIMITED

NOTES TO THE FINANCIAL STATEMENTS (CONTINUED) FOR THE YEAR ENDED 31 MARCH 2017

1 Accounting policies

(Continued)

1.11 Financial instruments

The group has elected to apply the provisions of Section 11 'Basic Financial Instruments' and Section 12 'Other Financial Instruments Issues' of FRS 102 to all of its financial instruments.

Financial instruments are recognised in the group's statement of financial position when the group becomes party to the contractual provisions of the instrument.

Financial assets and liabilities are offset and the net amounts presented in the financial statements when there is a legally enforceable right to set off the recognised amounts and there is an intention to settle on a net basis or to realise the asset and settle the liability simultaneously.

Basic financial assets

Basic financial assets, which include trade and other receivables and cash and bank balances, are initially measured at transaction price including transaction costs and are subsequently carried at amortised cost using the effective interest method unless the arrangement constitutes a financing transaction, where the transaction is measured at the present value of the future receipts discounted at a market rate of interest. Financial assets classified as receivable within one year are not amortised.

Impairment of financial assets

Financial assets, other than those held at fair value through profit and loss, are assessed for indicators of impairment at each reporting date.

Financial assets are impaired where there is objective evidence that, as a result of one or more events that occurred after the initial recognition of the financial asset, the estimated future cash flows have been affected. If an asset is impaired, the impairment loss is the difference between the carrying amount and the present value of the estimated cash flows discounted at the asset's original effective interest rate. The impairment loss is recognised in profit or loss.

If there is a decrease in the impairment loss arising from an event occurring after the impairment was recognised, the impairment is reversed. The reversal is such that the current carrying amount does not exceed what the carrying amount would have been, had the impairment not previously been recognised. The impairment reversal is recognised in profit or loss.

Derecognition of financial assets

Financial assets are derecognised only when the contractual rights to the cash flows from the asset expire or are settled, or when the group transfers the financial asset and substantially all the risks and rewards of ownership to another entity, or if some significant risks and rewards of ownership are retained but control of the asset has transferred to another party that is able to sell the asset in its entirety to an unrelated third party.

Classification of financial liabilities

Financial liabilities and equity instruments are classified according to the substance of the contractual arrangements entered into. An equity instrument is any contract that evidences a residual interest in the assets of the group after deducting all of its liabilities.

GORING HOLDINGS LIMITED

NOTES TO THE FINANCIAL STATEMENTS (CONTINUED) FOR THE YEAR ENDED 31 MARCH 2017

1 Accounting policies

(Continued)

Basic financial liabilities, including trade and other payables and bank loans are initially recognised at transaction price unless the arrangement constitutes a financing transaction, where the debt instrument is measured at the present value of the future payments discounted at a market rate of interest. Financial liabilities classified as payable within one year are not amortised.

Debt instruments are subsequently carried at amortised cost, using the effective interest rate method.

Trade payables are obligations to pay for goods or services that have been acquired in the ordinary course of business from suppliers. Amounts payable are classified as current liabilities if payment is due within one year or less. If not, they are presented as non-current liabilities and are recognised initially at transaction price and subsequently measured at amortised cost using the effective interest method.

Derecognition of financial liabilities

Financial liabilities are derecognised when the group's contractual obligations expire or are discharged or cancelled.

1.12 Equity instruments

Equity instruments issued by the group are recorded at the proceeds received, net of direct issue costs. Dividends payable on equity instruments are recognised as liabilities once they are no longer at the discretion of the group.

1.13 Taxation

The tax expense represents the sum of the tax currently payable and deferred tax.

Current tax

The tax currently payable is based on taxable profit for the year. Taxable profit differs from net profit as reported in the income statement because it excludes items of income or expense that are taxable or deductible in other years and it further excludes items that are never taxable or deductible. The group's liability for current tax is calculated using tax rates that have been enacted or substantively enacted by the reporting date.

Deferred tax

Deferred tax liabilities are generally recognised for all timing differences and deferred tax assets are recognised to the extent that it is probable that they will be recovered against the reversal of deferred tax liabilities or other future taxable profits. Such assets and liabilities are not recognised if the timing difference arises from goodwill or from the initial recognition of other assets and liabilities in a transaction that affects neither the tax profit nor the accounting profit.

The carrying amount of deferred tax assets is reviewed at each reporting end date and reduced to the extent that it is no longer probable that sufficient taxable profits will be available to allow all or part of the asset to be recovered. Deferred tax is calculated at the tax rates that are expected to apply in the period when the liability is settled or the asset is realised. Deferred tax is charged or credited in the income statement, except when it relates to items charged or credited directly to equity, in which case the deferred tax is also dealt with in equity. Deferred tax assets and liabilities are offset if, and only if, there is a legally enforceable right to offset current tax assets and liabilities and the deferred tax assets and liabilities relate to taxes levied by the same tax authority.

GORING HOLDINGS LIMITED

NOTES TO THE FINANCIAL STATEMENTS (CONTINUED) FOR THE YEAR ENDED 31 MARCH 2017

1 Accounting policies

(Continued)

1.14 Employee benefits

The costs of short-term employee benefits are recognised as a liability and an expense, unless those costs are required to be recognised as part of the cost of stock or non-current assets.

The cost of any unused holiday entitlement is recognised in the period in which the employee's services are received.

Termination benefits are recognised immediately as an expense when the company is demonstrably committed to terminate the employment of an employee or to provide termination benefits.

1.15 Retirement benefits

Contributions payable to the group's defined contribution pension schemes are charged to the profit and loss account for the year to which they relate.

1.16 Leases

Rentals payable under operating leases, including any lease incentives received, are charged to income on a straight line basis over the term of the relevant lease except where another systematic basis is more representative of the time pattern in which economic benefits from the lease asset are consumed.

1.17 Foreign exchange

Transactions in currencies other than pounds sterling are recorded at the rates of exchange prevailing at the date of the transaction. At each reporting date, monetary assets and liabilities that are denominated in foreign currencies are retranslated at the rates prevailing on the reporting date. Gains and losses arising on translation are included in the income statement for the period.

GORING HOLDINGS LIMITED

NOTES TO THE FINANCIAL STATEMENTS (CONTINUED)

FOR THE YEAR ENDED 31 MARCH 2017

2 Judgements and key sources of estimation uncertainty

In the application of the group's accounting policies, the directors are required to make judgements, estimates and assumptions about the carrying amount of assets and liabilities that are not readily apparent from other sources. The estimates and associated assumptions are based on historical experience and other factors that are considered to be relevant. Actual results may differ from these estimates.

The estimates and underlying assumptions are reviewed on an ongoing basis. Revisions to accounting estimates are recognised in the period in which the estimate is revised where the revision affects only that period, or in the period of the revision and future periods where the revision affects both current and future periods.

Critical judgements

The following judgements (apart from those involving estimates) have had the most significant effect on amounts recognised in the financial statements.

Revenue recognition

Revenue is recognised upon the date of the provision of services from both hotel and restaurant operations and from holiday lettings, the principal revenue source being the occupation of hotel rooms. The directors consider that this is when it is probable that the economic benefits associated with the provision of the service will flow to the entity since only upon guest check-in to the hotel does the hotel have an obligation to the guest to provide a service.

Tangible assets

The directors determine whether there are indicators of impairment on the group's tangible assets. In particular since depreciation is not charged on freehold land and buildings the directors assess whether there are indicators of impairment on the freehold land and buildings that would result in a change in the estimate of the residual value of the assets, depreciation method or useful life. Factors taken into consideration in reaching such a decision include changes in market prices and expected future financial performance of the asset.

Property, plant and equipment

Properties that are used, or that the group proposes to use, for the provision of guest accommodation that includes a significant level of ancillary services, such as housekeeping and concierge services, are classified under Property, Plant and Equipment and measured accordingly.

Investment property

The directors review the hotel property held by the group and the intent of holding that property and decide whether it meets the definition of investment property.

In determining the valuation of investment property the directors carry out an annual valuation which is based on market prices and estimates in the local area for similar properties and taking into account the current condition of the property and buoyancy of the property market.

Any changes in fair value of the investment property are reflected in profit or loss for the relevant year.

Inventory provisioning

The group sells wine and spirits which are subject to change in price due to changing consumer demands and trends. As a result the wine and spirits held by the group are revalued on a regular basis to ensure that the inventory is held at the lower of cost and estimated selling price. This mitigates the need for an inventory provision.

GORING HOLDINGS LIMITED

NOTES TO THE FINANCIAL STATEMENTS (CONTINUED) FOR THE YEAR ENDED 31 MARCH 2017

2 Judgements and key sources of estimation uncertainty

(Continued)

Key sources of estimation uncertainty

The estimates and assumptions which have a significant risk of causing a material adjustment to the carrying amount of assets and liabilities are as follows.

Property, plant and equipment

Tangible fixed assets are depreciated over their useful lives taking into account residual values, where appropriate. The actual lives of the assets and residual values are assessed annually and may vary depending on a number of factors. In re-assessing asset lives and residual value the directors assessments consider issues such as future market conditions, the remaining life of the asset and projected disposal values.

Investment property

Investment property is stated at fair value based on the valuation performed by the directors who have current knowledge regarding the location and category of property valued. They used observable market prices adjusted as necessary for location and condition of the property,

Impairment of receivables

The group makes an estimate of the recoverable value of trade and other receivables. When assessing impairment of trade and other receivables, management considers factors including the the age profile of receivables, historical experience and the financial position of the debtor.

3 Revenue

An analysis of the group's revenue is as follows:

	2017 £	2016 £
Turnover		
Hotel operations and holiday lets	14,710,094	13,436,890
Other income	225,535	1,048,042
	<u>14,935,629</u>	<u>14,484,932</u>

Revenue analysed by geographical market

	2017 £	2016 £
United Kingdom	14,732,811	14,307,148
France	202,818	177,784
	<u>14,935,629</u>	<u>14,484,932</u>

GORING HOLDINGS LIMITED

NOTES TO THE FINANCIAL STATEMENTS (CONTINUED) FOR THE YEAR ENDED 31 MARCH 2017

4 Operating profit

	2017 £	2016 £
Operating profit for the year is stated after charging/(crediting):		
Exchange gains	(212,164)	(235,457)
Depreciation of owned property, plant and equipment	135,309	118,837
Profit on disposal of property, plant and equipment	-	(4,215)
Cost of inventories recognised as an expense	2,234,526	2,060,123
Operating lease charges	25,854	24,847
	<u>25,854</u>	<u>24,847</u>

5 Auditor's remuneration

	2017 £	2016 £
Fees payable to the company's auditor:		
For audit services		
Audit of the financial statements of the group and company	6,500	6,500
Audit of the financial statements of the company's subsidiaries	18,500	18,500
	<u>25,000</u>	<u>25,000</u>

6 Employees

The average monthly number of persons (including executive directors) employed by the group during the year was:

	2017 Number	2016 Number
Management staff	24	24
Other staff	154	153
	<u>178</u>	<u>177</u>

Their aggregate remuneration comprised:

	2017 £	2016 £
Wages and salaries	5,441,619	4,928,942
Social security costs	509,880	428,974
Pension costs	71,390	118,993
	<u>6,022,889</u>	<u>5,476,909</u>

GORING HOLDINGS LIMITED

NOTES TO THE FINANCIAL STATEMENTS (CONTINUED) FOR THE YEAR ENDED 31 MARCH 2017

7 Directors' remuneration

	2017 £	2016 £
Remuneration for qualifying services	1,135,186	1,085,209
Company pension contributions to defined contribution schemes	27,000	53,667
	<u>1,162,186</u>	<u>1,138,876</u>

The number of directors for whom retirement benefits are accruing under defined contribution schemes amounted to 1 (2016 - 2).

Remuneration disclosed above includes the following amounts paid to the highest paid director:

	2017 £	2016 £
Remuneration for qualifying services	778,785	446,996
Company pension contributions to defined contribution schemes	27,000	27,000
	<u>778,785</u>	<u>446,996</u>

8 Finance costs

	2017 £	2016 £
Interest on financial liabilities measured at amortised cost:		
Interest on bank overdrafts and loans	2,359	19,311
Other finance costs:		
Other interest	3,167	-
Total finance costs	<u>5,526</u>	<u>19,311</u>

9 Taxation

	2017 £	2016 £
Current tax		
UK corporation tax on profits for the current period	219,352	421,087
Adjustments in respect of prior periods	264	(21,556)
Total current tax	<u>219,616</u>	<u>399,531</u>

GORING HOLDINGS LIMITED

NOTES TO THE FINANCIAL STATEMENTS (CONTINUED) FOR THE YEAR ENDED 31 MARCH 2017

9	Taxation	(Continued)	
	Deferred tax		
	Origination and reversal of timing differences	11,489	8,128
	Changes in tax rates	-	(2,255)
	Total deferred tax	11,489	5,873
	Total tax charge	231,105	405,404

The actual charge for the year can be reconciled to the expected charge based on the profit or loss and the standard rate of tax as follows:

	2017 £	2016 £
Profit before taxation	1,193,426	2,253,178
Expected tax charge based on the standard rate of corporation tax in the UK of 20.00% (2016: 20.00%)	238,685	450,636
Tax effect of expenses that are not deductible in determining taxable profit	57,575	33,454
Tax effect of utilisation of tax losses not previously recognised	(6,693)	-
Change in unrecognised deferred tax assets	-	(7,743)
Permanent capital allowances in excess of depreciation	(90)	(1,766)
Effect of overseas tax rates	(49,273)	(46,569)
Under/(over) provided in prior years	264	(21,556)
Tax at marginal rate	-	1,203
Changes in tax rates	-	(2,255)
Indexation	(9,363)	-
Taxation charge for the year	231,105	405,404

GORING HOLDINGS LIMITED

NOTES TO THE FINANCIAL STATEMENTS (CONTINUED) FOR THE YEAR ENDED 31 MARCH 2017

10 Property, plant and equipment

Group	Land Freehold	Land and buildings Leasehold	Fixtures, fittings & equipment	Motor vehicles	Total
	£	£	£	£	£
Cost					
At 1 April 2016	6,302,666	121,686	871,799	74,150	7,370,301
Additions	9,790	-	103,107	-	112,897
Disposals	-	-	(180,820)	-	(180,820)
Exchange adjustments	287,741	-	19,054	-	306,795
At 31 March 2017	6,600,197	121,686	813,140	74,150	7,609,173
Depreciation and impairment					
At 1 April 2016	913,129	62,752	590,776	31,148	1,597,805
Depreciation charged in the year	50,419	1,698	70,791	12,401	135,309
Eliminated in respect of disposals	-	-	(180,820)	-	(180,820)
Exchange adjustments	70,981	-	18,329	-	89,310
At 31 March 2017	1,034,529	64,450	499,076	43,549	1,641,604
Carrying amount					
At 31 March 2017	5,565,668	57,236	314,064	30,601	5,967,569
At 31 March 2016	5,389,537	58,934	281,023	43,002	5,772,496
Company	Land Freehold	Fixtures, fittings & equipment	Motor vehicles	Total	
	£	£	£	£	
Cost					
At 1 April 2016 and 31 March 2017	1,022,445	121,594	20,463	1,164,505	
Depreciation and impairment					
At 1 April 2016	8,580	12,159	2,387	23,126	
Depreciation charged in the year	-	12,159	4,093	16,252	
At 31 March 2017	8,580	24,318	6,480	39,378	
Carrying amount					
At 31 March 2017	1,013,865	97,276	13,983	1,125,127	
At 31 March 2016	1,013,865	109,435	18,076	1,141,379	

GORING HOLDINGS LIMITED

NOTES TO THE FINANCIAL STATEMENTS (CONTINUED)

FOR THE YEAR ENDED 31 MARCH 2017

10 Property, plant and equipment

(Continued)

The carrying value of land and buildings comprises:

	Group 2017 £	2016 £	Company 2017 £	2016 £
Freehold	5,565,668	5,389,537	1,013,865	1,013,867
Short leasehold	57,236	58,934	-	-
	<u>5,622,904</u>	<u>5,448,471</u>	<u>1,013,865</u>	<u>1,013,867</u>

11 Investment property

	Group 2017 £	Company 2017 £
Fair value		
At 1 April 2016	5,500,000	1,250,000
Disposals	-	(1,250,000)
Net gains or losses through fair value adjustments	19,925	-
At 31 March 2017	<u>5,519,925</u>	<u>-</u>

Investment properties comprise 2 Victoria Square and 7 Grosvenor Gardens Mews East. The fair value of the investment properties has been arrived at on the basis of a directors valuation carried out at 31 March 2017. The valuation was made on an open market value basis by reference to market evidence of transaction prices for similar properties and taking into account the current condition of the properties at the end of the reporting period.

12 Fixed asset investments

	Notes	Group 2017 £	2016 £	Company 2017 £	2016 £
Investments in subsidiaries	13	-	-	86,154	86,154
Loans to subsidiaries	13	-	-	3,202,147	3,606,337
Unlisted investments		100	100	100	100
		<u>100</u>	<u>100</u>	<u>3,288,401</u>	<u>3,692,591</u>

GORING HOLDINGS LIMITED

NOTES TO THE FINANCIAL STATEMENTS (CONTINUED)

FOR THE YEAR ENDED 31 MARCH 2017

12 Fixed asset investments

(Continued)

Movements in non-current investments

Group

Shares
£

Cost or valuation

At 1 April 2016 & 31 March 2017

100

Carrying amount

At 31 March 2017

100

At 31 March 2016

100

Movements in non-current investments

Company

Loans
£

Shares
£

Total
£

Cost or valuation

At 31 March 2017

3,606,337

86,254

3,692,591

Disposals

(404,190)

-

(404,190)

At 31 March 2017

3,202,147

86,254

3,288,401

Carrying amount

At 31 March 2017

3,202,147

86,254

3,288,401

At 31 March 2016

3,606,337

86,254

3,692,591

13 Subsidiaries

Details of the company's subsidiaries at 31 March 2017 are as follows:

Name of undertaking	Registered office	Nature of business	Class of shares held	% Held	
				Direct	Indirect
The Goring Hotel Limited	England	Operating the Goring Hotel, London SW1	Ordinary	100.00	
SNC Le Manoir de Lezurec Spa Goring	France	Operating Le Manoir de Lezurec, France	Ordinary	100.00	
La Maison Goring Sarl	France	Operating Villa Iduzkia, France	Ordinary	100.00	

The investments in subsidiaries are all stated at cost. All subsidiaries are included in these consolidated financial statements.

GORING HOLDINGS LIMITED

NOTES TO THE FINANCIAL STATEMENTS (CONTINUED)

FOR THE YEAR ENDED 31 MARCH 2017

14 Financial instruments

	Group 2017 £	2016 £	Company 2017 £	2016 £
Carrying amount of financial assets				
Debt instruments measured at amortised cost	1,215,447	867,917	3,472,385	3,877,485
Equity instruments measured at cost less impairment	100	100	100	100
	<u>1,215,447</u>	<u>867,917</u>	<u>3,472,385</u>	<u>3,877,485</u>
Carrying amount of financial liabilities				
Measured at amortised cost	2,954,989	1,972,239	1,757,060	2,501,211
	<u>2,954,989</u>	<u>1,972,239</u>	<u>1,757,060</u>	<u>2,501,211</u>

15 Inventories

	Group 2017 £	2016 £	Company 2017 £	2016 £
Finished goods and goods for resale	885,232	819,302	-	-
	<u>885,232</u>	<u>819,302</u>	<u>-</u>	<u>-</u>

16 Trade and other receivables

	Group 2017 £	2016 £	Company 2017 £	2016 £
Amounts falling due within one year:				
Trade receivables	452,159	254,028	238	1,148
Other receivables	763,288	614,243	270,000	270,354
Prepayments and accrued income	676,221	215,556	438,477	3,123
	<u>1,891,668</u>	<u>1,083,827</u>	<u>708,715</u>	<u>274,625</u>
Amounts falling due after one year:				
Corporation tax recoverable	79,442	79,442	-	-
Deferred tax asset (note 19)	17,196	34,062	-	-
	<u>96,638</u>	<u>113,504</u>	<u>-</u>	<u>-</u>
Total debtors	<u>1,988,306</u>	<u>1,197,331</u>	<u>708,715</u>	<u>274,625</u>

The company has made an interest free unsecured loan of £270,000 (2016 - £270,000) to The Goring Hotel Employees Benefit Trust. This amount is shown within other receivables.

GORING HOLDINGS LIMITED

NOTES TO THE FINANCIAL STATEMENTS (CONTINUED)

FOR THE YEAR ENDED 31 MARCH 2017

17 Current liabilities

	Notes	Group 2017 £	2016 £	Company 2017 £	2016 £
Bank loans and overdrafts	18	-	255,354	-	-
Trade payables		1,362,078	786,764	888	-
Amounts due to group undertakings		-	-	1,294,654	2,464,664
Corporation tax payable		213,939	417,144	-	-
Other taxation and social security		629,064	474,889	36,539	39,262
Other payables		264,413	457,032	10,569	16,974
Accruals and deferred income		1,328,498	473,086	450,949	19,570
		<u>3,797,992</u>	<u>2,864,269</u>	<u>1,793,599</u>	<u>2,540,470</u>

18 Borrowings

	Group 2017 £	2016 £	Company 2017 £	2016 £
Bank overdrafts	-	255,354	-	-
	<u>-</u>	<u>255,354</u>	<u>-</u>	<u>-</u>
Payable within one year	-	255,354	-	-
	<u>-</u>	<u>255,354</u>	<u>-</u>	<u>-</u>

The bank overdraft is secured by a debenture giving fixed and floating charges over the assets of The Goring Hotel Limited.

19 Deferred taxation

Deferred tax assets and liabilities are offset where the group or company has a legally enforceable right to do so. The following is the analysis of the deferred tax balances (after offset) for financial reporting purposes:

Group	Liabilities 2017 £	Liabilities 2016 £	Assets 2017 £	Assets 2016 £
Decelerated capital allowances	-	-	17,196	34,062
Investment property	795,722	801,099	-	-
	<u>795,722</u>	<u>801,099</u>	<u>17,196</u>	<u>34,062</u>

GORING HOLDINGS LIMITED

NOTES TO THE FINANCIAL STATEMENTS (CONTINUED)

FOR THE YEAR ENDED 31 MARCH 2017

19 Deferred taxation

(Continued)

	Liabilities 2017 £	Liabilities 2016 £	Assets 2017 £	Assets 2016 £
Company				
Investment property	-	115,638	-	-
			Group 2017 £	Company 2017 £
Movements in the year:				
Liability at 1 April 2016			767,037	115,638
Charge to profit or loss			11,489	-
Deferred tax on transfer of asset to group company			-	(115,638)
Liability at 31 March 2017			778,526	-

Of the deferred tax asset, £400 is expected to reverse within 12 months and relates to the capital allowances that are expected to mature within the same period.

The group has taxable losses amounting to £1,215,307 (2016: £1,222,000) carried forward at the balance sheet date. These represent losses where there is insufficient certainty of offset against future profits.

20 Retirement benefit schemes

	2017 £	2016 £
Defined contribution schemes		
Charge to profit or loss in respect of defined contribution schemes	71,390	118,993

A defined contribution pension scheme is operated for all qualifying employees. The assets of the scheme are held separately from those of the group in an independently administered fund.

GORING HOLDINGS LIMITED

NOTES TO THE FINANCIAL STATEMENTS (CONTINUED)

FOR THE YEAR ENDED 31 MARCH 2017

21 Share capital

	Group and company	
	2017	2016
	£	£
Ordinary share capital		
Issued and fully paid		
15,435 B Ordinary shares of £1 each	15,435	15,435
7,038 A Ordinary shares of £1 each	7,038	7,036
	<u>22,473</u>	<u>22,471</u>

'A' Ordinary Shares :

'A' Ordinary shareholders are not entitled to receive any dividend or other distributions.

In the event of a winding up of the company the 'A' shareholders are entitled to be paid, out of the surplus assets of the company, the amount paid or credited as paid up on the 'A' shares after the return of all capital paid up or credited as paid up on all other classes of shares in the capital of the company.

'A' shareholders have the right to vote at all general meetings. On a poll, so long as one or more 'A' shares are held by a director or directors the 'A' shares so held shall confer on their holder the right to cast seventy five per cent of all votes attached to 'A' shares capable of being cast and when there is more than one director holding 'A' shares the votes attributable to the 'A' shares shall be divided between such directors on a per capita basis.

'B' Ordinary Shares :

The 'B' shareholders are entitled to be paid out of the profits of the company available for distribution a dividend to be decided upon annually by the directors. The minimum dividend shall never amount to less than ten per cent of the annual profits of the Group available in any one year for distribution.

In winding up, the liquidator may divide among the 'B' shareholders in specie the whole or any part of the assets of the company.

The 'B' shareholders are only entitled to vote at a meeting if any part of the dividend on the 'B' shares is in arrears or a resolution is proposed: to alter the Articles of Association of the company, to vary the rights of any class of share, to wind up the company. In the event of their being entitled to vote the 'B' shareholders have upon a poll one vote for each 'B' share which they hold.

Reconciliation of movements during the year:

	Ordinary A Number
At 1 April 2016	7,036
Issue of fully paid shares	2
	<u>7,038</u>
At 31 March 2017	<u>7,038</u>

On 11th April 2016, the company issued two Ordinary A shares at par with a nominal value of £1.

GORING HOLDINGS LIMITED

NOTES TO THE FINANCIAL STATEMENTS (CONTINUED)

FOR THE YEAR ENDED 31 MARCH 2017

22 Operating lease commitments

At the reporting period end date the group had outstanding commitments for future minimum lease payments under non-cancellable operating leases, which fall due as follows:

	Group 2017 £	2016 £	Company 2017 £	2016 £
Within one year	26,050	13,050	-	-
Between two and five years	41,575	7,075	-	-
In over five years	15,813	16,363	-	-
	<u>83,438</u>	<u>36,488</u>	<u>-</u>	<u>-</u>

23 Related party transactions

Transactions with related parties

During the year the group entered into the following transactions with related parties:

	Services received	
	2017 £	2016 £
Other related parties	<u>27,500</u>	<u>30,000</u>

The transaction above was with a company controlled by a member of key management personnel.

No guarantees have been given or received.

24 Directors' transactions

Group

Description	% Rate	Opening Balance £	Amounts Advanced £	Interest Charged £	Amounts Repaid £	Closing Balance £
J.C.R. Goring Esq. -	-	317,768	96,159	-	-	413,927
		<u>317,768</u>	<u>96,159</u>	<u>-</u>	<u>-</u>	<u>413,927</u>

The loan advanced by the group is unsecured, interest free, and repayable on demand.

GORING HOLDINGS LIMITED

NOTES TO THE FINANCIAL STATEMENTS (CONTINUED)

FOR THE YEAR ENDED 31 MARCH 2017

25 Cash generated from group operations

	2017 £	2016 £
Profit for the year after tax	962,321	1,847,774
Adjustments for:		
Taxation charged	231,105	405,404
Finance costs	5,526	19,311
Gain on disposal of property, plant and equipment	-	(4,215)
Depreciation and impairment of property, plant and equipment	135,309	118,837
Foreign exchange on consolidation	(211,135)	(234,021)
Other gains and losses	(19,925)	-
Movements in working capital:		
(Increase) in inventories	(65,930)	(19,766)
(Increase)/decrease in trade and other receivables	(807,841)	111,698
Increase/(decrease) in trade and other payables	1,392,279	(39,733)
Cash generated from operations	1,621,709	2,205,289